San Juan Unified School District
Regular Meeting of the Board of Education
3738 Walnut Avenue, Carmichael, California 95608

Paula Villescaz, President
Michael McKibbin, Ed.D., Vice President
Zima Creason, Clerk
Pam Costa, Member
Saul Hernandez, Member

PUBLIC PARTICIPATION GUIDELINES

Board of Education meetings are held in person in the board room located at 3738 Walnut Avenue, Carmichael, California. Public attendance is welcome and encouraged. Alternatively, you can view the board meeting on YouTube from a computer, mobile device or tablet. The YouTube link can be found on the district's YouTube channel or by visiting https://www.sanjuan.edu/boardmeeting where the link will be posted approximately 15 minutes prior to the start of the meeting.

The district has taken the following steps to assist the public in offering public comment:

1. In Person Public Comment. Public comment may be offered in person during the board meeting at the district office located at 3738 Walnut Avenue, Carmichael, California. Board Bylaw 9323 limits visitor comments to two (2) minutes per speaker, with no more than 30 minutes per single topic. Time will be extended for any speaker who uses an interpreter.

2. Online Submission of Public Comment. Written public comment may be submitted using the public comment form located on the district website at https://www.sanjuan.edu/boardmeeting. Comments received by 6:00 p.m., on September 14, 2021, will be provided to the members of the board prior to the meeting. Comments received after 6:00 p.m., on September 14, 2021, may be read on the record during this meeting subject to time limits established in Board Bylaw 9323.

All public comments will be limited to two (2) minutes or approximately 1,500 characters. Any portion of a comment extending past two (2) minutes or the approximate 1,500-character limit may not be read aloud due to time restrictions. All written comments that are not read into the record will be provided to the board members for review, provided that such comments are received prior to the end of the meeting. Please be aware that written public comments, including your name, may become public information.

The business to be considered at this board meeting is on the following agenda:

Board of Education Agenda
September 14, 2021

A. OPEN SESSION/CALL TO ORDER/ANNOUNCEMENT OF CLOSED SESSION TOPICS – 5:45 p.m.

1. Visitor Comments (for closed session agenda items only)
   Board Bylaw 9323 limits visitor comments to two (2) minutes per speaker, with no more than 30 minutes per single topic. Time will be extended for any speaker who uses an interpreter.

B. CLOSED SESSION – 5:45 p.m.

1. Collective bargaining matters – discussion with negotiator Daniel Thigpen, Senior Director, Labor Relations, regarding CSEA Chapter 127 General/Operations support, Chauffeurs/Teamsters Local No. 150 Transportation, Supervisors, Teachers and Certificated Supervisory units; and regarding non-represented groups: management and confidential units (Government Code section 54957.6).

C. RECONVENE OPEN SESSION/PLEDGE OF ALLEGIANCE – 6:30 p.m.

D. APPROVAL OF THE MINUTES – August 24, 2021, regular meeting, pages 2373-2375.

E. ORGANIZATIONS/ANNOUNCEMENTS – 6:35 p.m.

1. Recognition – 2022 Teachers of the Year (Oropallo)
   a. **Michele Horner** (fourth/fifth grade teacher at Trajan Elementary School)
   b. **Michael Lee** (social science teacher at Bella Vista High School)
2. High School Student Council Reports
3. Staff Reports
4. Board-appointed/District Committees
5. Employee Organizations

6. Other District Organizations
7. Closed Session/Expulsion Actions (Government Code section 54957.1)

F. VISITOR COMMENTS – 6:45 p.m.
Board Bylaw 9323 limits visitor comments to two (2) minutes per speaker, with no more than 30 minutes per single topic. Time will be extended for any speaker who uses an interpreter.

G. CONSENT CALENDAR – G-1/G-9 – 7:15 p.m.
Action: The administration recommends that the consent calendar, G-1 through G-9, regarding regular business items, be approved. Any item may be removed for further discussion and separate action following consideration of remaining agenda items.

1. *Personnel – appointments, leaves of absence and separations.

2. *Purchasing Report – purchase orders and service agreements, change orders and construction and public works bids.

3. *Business/Financial Report – notices of completion and warrants and payroll.

4. Acceptance of the following gifts: (# = donor's estimate)
   Bella Vista High School: from Bella Vista Yearbook Club – for Nikon camera, lenses, memory card and carrying case: $1,063.58.
   Family and Community Engagement: from Sacramento Republic FC – for 400 game tickets for attendance improvement program and family engagement incentives: $7,200.
   Lichen K-8: from Intel Corp Employees – for 540 student school supply kits: $8,100.

5. *Approval to dispose of surplus property pursuant to Board Policy 3270 and Education Code sections 17545 and 17546.

6. *Approval of proposed revisions to Board Policy 6158 Independent Study (Discussed: 08/24/2021).

7. *Adoption of Resolution No. 3074 approving the Gann Appropriation Limits for 2020-2021 and 2021-2022.

8. *Adoption of Resolution No. 3075 regarding the Associated Student Body (ASB) funds for the Class of 2021 and Class of 2022.

9. *Certification that the August 24, 2021, absence of board member Paula Villescaz occurred due to a hardship, pursuant to Education Code 35120(c) and Board Bylaw 9250.

*Material provided.

H. CONSENT CALENDAR (continued, if necessary)
Discussion and action on the items removed from the consent calendar.

I. BUSINESS ITEMS

1. Summer Learning – 7:20 p.m. (Schnepp/Townsend-Snider)
Material provided.

Report: regarding summer learning opportunities for the summer of 2021.

2. 2020-2021 Unaudited Actuals and 2021-2022 Revised Budget – 7:45 p.m. (Stahlheber)
Material provided.

Action: The superintendent is recommending that the board accept the unaudited actuals for 2020-2021 and approve the revisions to the 2021-2022 budget.

3. Public Hearing: Conveyance of Easement at Barrett Middle School – 8:05 p.m. (Camarda)
Material provided. (Discussed: 08/10/2021)

Public Hearing/Action: regarding the proposed conveyance at Barrett Middle School and to adopt Resolution No. 3068 conveying one permanent easement at Barrett Middle School to the Carmichael Water District.

4. Public Hearing: Conveyance of Easement at Del Campo High School – 8:10 p.m. (Camarda)
Material provided. (Discussed: 08/10/2021)

Public Hearing/Action: regarding the proposed conveyance at Del Campo High School and to adopt Resolution No. 3070 conveying one permanent easement at Del Campo High School to the Carmichael Water District.

5. Guest Teacher Salary Schedule – 8:15 p.m. (Oropallo)
Material provided.

Action: The superintendent is recommending that the board approve the proposed changes to the guest teacher salary schedule.

J. BOARD REPORTS – 8:20 p.m.

K. FUTURE AGENDA – 8:30 p.m.
The board may wish to identify items to be discussed at future meetings and the reasons therefore.

L. VISITOR COMMENTS – 8:35 p.m.
Board Bylaw 9323 limits visitor comments to two (2) minutes per speaker, with no more than 30 minutes per single topic. Time will be extended for any speaker who uses an interpreter.

B. CLOSED SESSION (continued, if necessary)
Announcement of topics/announcement of actions.

M. ADJOURNMENT – 8:40 p.m.

The Board of Education welcomes and encourages the public's participation at the board meetings and has devoted time throughout the meeting for that purpose. You may comment on items included on this agenda; however, we ask that you limit your comments to two (2) minutes, so that as many people as possible may be heard (Education Code section 35145.5, Government Code section 54954.3). When an item indicates "material provided," the additional information is available prior to the meeting in the Information and Communication Office, 3738 Walnut Avenue, Carmichael, (916) 979-8281, or on the district website at www.sanjuan.edu.

*A person with a disability may contact the Board of Education office at (916) 971-7111, or email **stephanie.cunningham@sanjuan.edu** at least 48 hours before the scheduled board meeting to request receipt of an agenda and other distributed writings in an appropriate alternative format, or to request disability-related modifications or accommodations, including auxiliary aids or services, in order to participate in the public board meeting.*

*Translation and interpretation services will be made available upon request with advance notice. If you wish to utilize these services, please notify the Board of Education office at (916) 971-7111, or email **stephanie.cunningham@sanjuan.edu** at least 24 hours before the scheduled board meeting to allow for the scheduling of appropriate translation staff and other resources.*

NOTE: The times indicated are approximate.

Mission Statement
Valuing diversity and excellence, the San Juan Unified School District's mission is to educate and inspire each student to succeed and responsibly contribute to a radically evolving world by providing innovative, rigorous, student-focused instruction and programs in a safe, caring and collaborative learning community.

San Juan Unified School District
Board of Education
3738 Walnut Avenue, Carmichael, California 95608

Board of Education Minutes
August 24, 2021

Regular Meeting
Board of Education
5:30 p.m.

Open Session/Call to Order/Announcement of Closed Session Topics (A)
The August 24 regular meeting was called to order by the vice president, Michael McKibbin. The board meeting was held in person and also livestreamed on the district's YouTube channel.

Roll Call
Present:
Michael McKibbin, Ed.D., vice president
Zima Creason, clerk
Pam Costa, member
Saul Hernandez, member
Absent:
Paula Villescaz, president

Visitor Comments: Closed Session (A-1)
There were no closed session visitor comments.

Closed Session (B)
The meeting was then recessed with the board convening in closed session to discuss with negotiator Daniel Thigpen, Senior Director of Labor Relations, regarding CSEA Chapter 127 General/Operations support, Chauffeurs/Teamsters Local No. 150 Transportation, Supervisors, Teachers and Certificated Supervisory units and regarding non-represented groups: management and confidential units (Government Code section 54957.6) and to discuss one personnel matter (Government Code section 54957) – superintendent's goals for 2021-2022.

Reconvene Open Session/Pledge of Allegiance (C)
At 6:30 p.m. the meeting was called back to order by the vice president Michael McKibbin. After the Pledge of Allegiance, Dr. McKibbin explained the two methods (in person or electronically) available to submit public comment for tonight's meeting.

Minutes Approved (D)
It was moved by Ms. Creason, seconded by Mr. Hernandez, that the minutes of the August 10 regular meeting be approved. MOTION CARRIED 4-0 [AYES: McKibbin, Creason, Costa, Hernandez; NOES: None; ABSENT: Villescaz].

Staff Reports (E-1)
Superintendent Kern provided an update on enrollment and staffing numbers and he also reported on the recent State of California vaccine mandate for school employees.

Chief of Staff Trent Allen shared information regarding the district's COVID-19 testing efforts and quarantining processes.

Closed Session/Expulsion Actions (E-5)
There were no closed session actions to report.

Visitor Comments (F)
[in person]
Maria Grijalva, on behalf of the Benito Juarez Association, spoke about the recent court ruling related to the California Voting Rights Act.

[via electronic comment form, and read aloud by Communication Director Raj Rai]
Cynthia Silva commented on masks and social distancing.

Vanessa, a student, made comments about safety during COVID.

Patricia Haring shared her thoughts about cleaning, social distancing and masking.

Consent Calendar Approved (G-1/G-7)
It was moved by Ms. Costa, seconded by Ms. Creason, that the consent calendar items G-1 through G-7 be approved. MOTION CARRIED 4-0 [AYES: McKibbin, Creason, Costa, Hernandez; NOES: None; ABSENT: Villescaz].

Personnel (G-1)
Appointments, leaves of absence, separations and job description/salary range change – approved as submitted.

Purchasing Report (G-2)
Purchase orders and service agreements, change orders, construction and public works bids and zero-dollar contract – approved as submitted.

Business/Financial Report (G-3)
Notices of completion, quarterly investment report and warrants and payroll – approved as submitted.

Gifts (G-4)
Acceptance of gifts to Camp Winthers, Family and Community Engagement and Thomas Kelly Elementary School.

Disposal of Surplus Property (G-5)
Approval to dispose of surplus property pursuant to board policy 3270 and Education Code sections 17545 and 17546.

Board Bylaw 9270 Conflict of Interest Code (G-6)
Approval of proposed changes to Board Bylaw 9270 Conflict of Interest Code, its accompanying Exhibit 9270, and the sunset of Board Policy 2300 Conflict of Interest Code (Discussed: 08/10/2021).

2021-2022 Consolidated Application for Funding (G-7)
Approval to submit the 2021-2022 Consolidated Application for Funding to the California Department of Education and State Board of Education.

Building Upon Last Year's Learning/Chasing the Possibilities (I-1)
Deputy Superintendent of Schools and Student Support Melissa Bassanelli introduced the topic and shared that school sites have more resources available to them than ever before for the purpose of providing supplemental and support strategies for students. Ms. Bassanelli explained the July 30 site leadership meeting focused on shifting the narrative from one of learning loss, to one of valuing and building upon the learning that occurred last year within families, communities and classrooms so that instruction is strengths-based, differentiated and culturally responsive. Ms. Bassanelli also shared information about student stakeholder voice from the San Juan Youth Voice Advocates student panel discussion and an article by Zaretta Hammond regarding equity and access. After the presentation, board members made comments and posed questions, which Ms. Bassanelli and Superintendent Kern answered.

2021-2022 Start of School (I-2)
Deputy Superintendent of Schools and Student Support Melissa Bassanelli introduced Director of Family and Community Engagement (FACE) Amy Rovai Gregory who shared information about several family engagement events that took place with numerous community partners including the Underground Clothing Connection at Sunrise Mall which is run by the Citrus Heights Homeless Assistance Resource Team, Project Optimism's Family Park Day, a food distribution and resource fair to support the Afghan community at Encina Preparatory High School, and a weekly virtual family power hour to help answer questions that families might have about the start of the school year.

Public Comments:
[via electronic comment form, and read aloud by Ms. Rai]
Breanna, a student, expressed safety concerns about COVID.

Anonymous made comments about the lack of COVID-19 testing options.

Anonymous encouraged parents to pre-screen students before sending them to school.

After public comment, Vice President McKibbin invited board members to speak. Mr. Hernandez said he was overwhelmed by the support of our community partners. Ms. Costa thanked the community partners and she also thanked staff for going above and beyond to make this a successful school opening. Ms. Creason asked about the weekly virtual family power hour, which Ms. Rovai Gregory elaborated on. Ms. Creason also inquired how families should express their COVID safety concerns, which Superintendent Kern encouraged families to share their concerns directly with their school site. Superintendent Kern thanked the FACE team for its work. Dr. McKibbin expressed appreciation for all the community partnerships.

Revisions to Board Policy 6158 Independent Study (I-3)
Assistant Superintendent of Elementary Education and Programs Amberlee Townsend-Snider presented the topic and Assistant Superintendent of Secondary Education and Programs Kristan Schnepp outlined the specifics of the proposed revisions to Board Policy 6158 Independent Study. After staff answered questions from the board, action was scheduled for September 14.

Public Hearing: Resolution No. 3073 Temporary Interfund Borrowing of Cash (I-4)
Chief Financial Officer Jennifer Stahlheber presented the topic. Dr. McKibbin declared the topic of temporary interfund borrowing of cash a public hearing and invited the public to speak. There being no questions or comments from the public, Dr. McKibbin declared the public hearing closed. It was moved by Ms. Costa, seconded by Mr. Hernandez, to adopt Resolution No. 3073 to permit temporary interfund borrowing of cash. MOTION CARRIED 4-0 [AYES: McKibbin, Creason, Costa, Hernandez; NOES: None; ABSENT: Villescaz].

Board Reports (J)
Mr. Hernandez shared information about his positive experiences on the first day of school at an elementary school and high school.

Dr. McKibbin reported on the recent Local Control and Accountability Plan Parent Advisory Committee meeting and he also shared that he attended a Casa Roble Fundamental High School football game.

Future Agenda (K)
There were no items added to the future agenda.

Visitor Comments (L)
There were no visitor comments.

Adjournment (M)
At 7:47 p.m., there being no further business, the regular meeting was adjourned.

_____ _____
Paula Villescaz, President Kent Kern, Executive Secretary

Approved: _____
:sc

SAN JUAN UNIFIED SCHOOL DISTRICT
BOARD OF EDUCATION

AGENDA ITEM: G-1
MEETING DATE: 09/14/2021
APPROVED:

HUMAN RESOURCES

The following reports are submitted for board approval

Personnel Pages	Page #
Appointments	
Management	1
Certificated	1
Classified	1 – 3
Leaves of Absence	
Management	3
Certificated	3
Classified	3
Separations	
Management	3
Certificated	3
Classified	3 – 4
Pre-Retirement Reduced Workload	
Reassignments/Change in Work Year	
Errata	
Job Description/Salary Range Change	
Management	
Certificated	
Classified	
Unrepresented	
Cabinet Contracts/Extension of Contract	
Recommendation to Extend A District Intern Credential	
Certificated	
Credential Approval Recommendations	
Certificated	
Charter School Personnel Actions	
Choices	

1. APPOINTMENTS

MANAGEMENT

Type	Name	Status	Assignment	Location	Effective Date	(s)
Promotion	Gold, Robert (JR)	Prob	Research Specialist I	Accountability and Org Eval	08/23/21	

CERTIFICATED

Type	Name	Status	Assignment	Location	Effective Date	(s)
New Hire	Aly, Amal	Temp	Preschool Teacher	Early Childhood Education	08/24/21	06/09/22
New Hire	Alzuabidi, Amal	Prob	Teacher Grade 3	Del Dayo	08/10/21	
New Hire	Balalis, Christine	Prob	Teacher Grade 3	Del Dayo	08/10/21	
New Hire	Candelario Cortez, Nancy	Prob	Teacher Grade 9/12	Del Campo	08/10/21	
New Hire	Dienst, Alicia	Prob	School Social Worker	LSC Region 1 @ Arcade	08/03/21	
New Hire	Fisher, Stacie	Temp	Counselor K/6	Mariposa	08/10/21	06/09/22
New Hire	Foote, Delaney	Prob	Teacher Combo 2-3	Twin Lakes	08/10/21	
New Hire	Halbert, Holly	Prob	Tch-Mod/Severe K/12	Del Dayo	08/16/21	
New Hire	Hamada, Kristina	Prob	Teacher Elementary K/8	LSC Region 1 @ Arcade	08/10/21	
New Hire	Hardwick, John	Temp	Teacher Grade 9/12	Bella Vista	08/17/21	06/09/22
New Hire	Harry, Jennifer	Prob	School Social Worker	Mariemont	08/03/21	
New Hire	Haskell, Elisabeth	Prob	Teacher Grade 7/8	Arden	08/10/21	
New Hire	Kelly, Heather	Prob	Teacher Grade 9/12	Del Campo	08/10/21	
New Hire	Kolomyza, Yekaterina	Prob	School Social Worker	Del Paso Manor	08/03/21	
New Hire	Lim, Heewon	Temp	Teacher Academy	La Entrada	08/18/21	06/09/22
New Hire	Marin, Elizabeth	Prob	Counselor K/6	Kingswood	08/10/21	
New Hire	Maxwell, Holly	Temp	Tch-Mod/Severe K/12	Special Education-Kenneth	08/10/21	06/09/22
New Hire	McKnight, Jason	Temp	Teacher Grade 6 M/S	Will Rogers	08/10/21	06/09/22
New Hire	Mendez Prieto, Kristen	Prob	Teacher Grade 2	Northridge	08/10/21	
New Hire	Menser, Alina	Prob	Teacher Kindergarten	Mariemont	08/10/21	
New Hire	Moise, Lindsey	Prob	Teacher Grade 6 M/S	Arden	08/10/21	
New Hire	Morey, Julie	Prob	School Social Worker	Del Dayo	08/03/21	
New Hire	Oualiken, Fatiha	Prob	Child Develop Permit Teacher	Early Childhood Education	08/19/21	
New Hire	Phenizy, Patricia	Temp	Preschool Teacher	Early Childhood Education	08/24/21	06/09/22
New Hire	Roberts, Asacia	Prob	Counselor-Special Programs	LSC Region 2 @ Barrett	08/10/21	
New Hire	Rodriguez Romero, Ana	Prob	Teacher Grade 9/12	Del Campo	08/10/21	
New Hire	Schatz, Allison	Prob	Tch-Site Resource-Elem	Legette	08/10/21	
New Hire	Sedillo, Valerie	Prob	Teacher Grade 1	Ottomon	08/10/21	
New Hire	Torres, Vanessa	Prob	Counselor K/6	Grand Oaks	08/10/21	
Rehire	Antonian, Rosanna	Prob	Tch-Site Resource-Elem	Orangevale Open	08/10/21	
Rehire	Ashwell, Josephine	Prob	Counselor 9/12	Del Campo	09/01/21	
Rehire	Baeder, Samuel	Temp	Teacher Grade 9/12	Del Campo	08/10/21	06/09/22
Rehire	Bessemer, Lorena	Prob	Counselor-Special Programs	LSC Region 2 @ Barrett	08/10/21	
Rehire	Brady, Megan	Temp	Tch-Site Resource-Elem	Legette	08/10/21	06/09/22
Rehire	Cermake, Martine	Prob	Counselor 9/12	Vocational Education/ROP	07/28/21	
Rehire	Coppola, Andrew	Prob	Teacher Grade 5	Pershing	08/10/21	
Rehire	Fisher, Hannah	Prob	Teacher Grade 2	Orangevale Open	08/10/21	
Rehire	Harrigan, Lindsey	Perm	Tch-Mild/Moderate K/12	Pasteur	08/10/21	
Rehire	Klaas, Reagan	Prob	Teacher Grade 1	Grand Oaks	08/10/21	
Rehire	McManus, Melissa	Prob	Counselor-Special Programs	LSC Region 2 @ Barrett	08/10/21	
Rehire	Medlin, Shelby	Prob	Teacher Combo 4-5	Grand Oaks	08/10/21	
Rehire	Murphy, Christopher	Prob	Teacher Grade 7/8	Will Rogers	08/10/21	
Rehire	Northcutt, Kevin	Temp	Teacher Grade 6 M/S	Will Rogers	08/10/21	10/26/21
Rehire	Simpson, Kimberly	Temp	Teacher Grade 2	Twin Lakes	08/10/21	06/09/22
Rehire	Vasilenko, Sergey	Temp	Teacher Grade 7/8	Will Rogers	08/10/21	06/09/22

CLASSIFIED

Type	Name	Status	Assignment	Location	Effective Date	(s)
New Hire	Aguinaldo, Tino	Prob	Non-Instruct Support Aide	General Davie Jr	08/24/21	
New Hire	Al Haidary, Nadia	Prob	Instructional Assistant I	Dyer-Kelly	08/11/21	
New Hire	Aldeni, Hanan	Prob	Instructional Assistant I	Starr King	08/11/21	
New Hire	Amen, Awatif	Prob	Nutrition Services Worker I	Carmichael	08/11/21	
New Hire	Arauza, Mireya	Prob	Nutrition Services Worker I	Arlington Heights	08/23/21	
New Hire	Arlt, Austin	Prob	Instructional Assistant I	Carriage	08/23/21	
New Hire	Ayala, Yayranex	Prob	Instructional Assistant I	Edison	08/23/21	
New Hire	Bauer, Mikayla	Prob	Instructional Assistant I	Kingswood	08/11/21	
New Hire	Beaver, Elizabeth	Prob	Instructional Assistant I	Carmichael	08/11/21	
New Hire	Beckham, Makai	Prob	Instructional Assistant I	Dyer-Kelly	08/11/21	
New Hire	Beltran Delgado, Carlos	Prob	School/Comm Intervent Spec	Katherine Johnson	08/09/21	
New Hire	Bolus, Eric	Prob	Custodian	Maintenance and Operations	08/10/21	
New Hire	Bracken, Helen	Prob	Nutrition Services Worker I	Greer	08/11/21	
New Hire	Brown, Marque	Prob	Custodian	Howe Avenue	08/16/21	

1. APPOINTMENTS (Continued)

CLASSIFIED

Type	Name	Status	Assignment	Location	Effective Date (s)
New Hire	Bucheli, Julianna	Prob	Instructional Assistant I	Deterding	08/11/21
New Hire	Carlson, Chelsea	Prob	Instructional Assistant I	Cameron Ranch	08/11/21
New Hire	Chatoff, Haley	Prob	Instructional Assistant I	Carmichael	08/11/21
New Hire	Clark, Nichole	Prob	Instructional Assistant I	Arlington Heights	08/10/21
New Hire	Coffin, Koreti	Prob	Instructional Assistant I	Kingswood	08/11/21
New Hire	Cofran, Stephanie	Prob	Instructional Assistant I	Skycrest	08/11/21
New Hire	Conli, Christopher	Prob	Groundskeeper/Gardener	Maintenance and Operations	08/05/21
New Hire	Coverdale, Amy	Prob	Instructional Assistant I	Deterding	08/30/21
New Hire	Denis-Adams, Darrely	Prob	Instructional Assistant I	Twin Lakes	08/11/21
New Hire	Filimonuk, Tiffany	Prob	Instructional Assistant I	Mariemont	08/11/21
New Hire	Finney, Norah	Prob	Instructional Assistant I	Lichen	08/17/21
New Hire	Gibson, Kaitlin	Prob	Instructional Assistant I	Skycrest	08/30/21
New Hire	Gomez, Katrina	Prob	Nutrition Services Worker II	Mira Loma	08/23/21
New Hire	Green, Margaret	Prob	Instructional Assistant I	Grand Oaks	08/11/21
New Hire	Hakobyan, Anzhela	Prob	IA-Bilingual-Russian	Gold River	08/16/21
New Hire	Hawkins, Cassandra	Prob	Instructional Assistant I	Whitney Avenue	08/11/21
New Hire	Holthaus, Alyssa	Prob	Non-Instruct Support Aide	General Davie Primary	08/24/21
New Hire	Johnson, Andrew	Prob	Instructional Assistant I	Trajan	08/23/21
New Hire	Kaur, Ramandeep	Prob	Nutrition Services Worker II	Mira Loma	08/11/21
New Hire	Keys, James	Prob	Instructional Assistant I	Starr King	08/11/21
New Hire	Kunert, Arthur	Prob	Nutrition Services Worker I	Mariemont	08/17/21
New Hire	Lafler, Kenneth	Prob	Custodian	Green Oaks	08/09/21
New Hire	Lancaster, Cole	Prob	School/Community Worker	Billy Mitchell	08/19/21
New Hire	Layna, Shayla	Prob	School/Comm Intervent Spec	Pupil Personnel Services	08/23/21
New Hire	Leon Fernandez, Yajaira	Prob	Instructional Assistant I	Pasadena	08/10/21
New Hire	Leveron, Carmen	Prob	Social Emotional Spprt Tech	LSC Region 2 @ Barrett	08/11/21
New Hire	Mahmood, Israa	Prob	Instructional Assistant I	Del Paso Manor	08/11/21
New Hire	Martin, Jeffery	Prob	Custodian	Pasadena	08/30/21
New Hire	Matoba, Michelle	Prob	Instructional Assistant I	Twin Lakes	08/11/21
New Hire	Miller, Kathy	Prob	Instructional Assistant I	Starr King	08/11/21
New Hire	Morris, Joshua	Prob	Instructional Assistant I	Greer	08/11/21
New Hire	Morton, Michelle	Prob	Instructional Assistant I	Twin Lakes	08/11/21
New Hire	Murray, Preston	Prob	Instructional Assistant I	Arlington Heights	08/11/21
New Hire	Mushtaq, Mumtaz	Prob	IA-Bilingual-Pashto	Starr King	08/13/21
New Hire	Nishimura, Michael	Prob	Nutrition Services Worker I	Nutrition Services	08/09/21
New Hire	Noureddin, Rima	Prob	Sch/Comm Resource Assist	Early Childhood Education	08/23/21
New Hire	Oquendo, Joanna	Prob	Instructional Assistant I	Starr King	08/11/21
New Hire	Ramirez, Alison	Prob	Instructional Assistant I	Deterding	08/23/21
New Hire	Ramiz, Aysar	Prob	Non-Instruct Support Aide	Sunrise ECE	08/24/21
New Hire	Rasmussen, Rina	Prob	Non-Instruct Support Aide	Skycrest ECE	08/24/21
New Hire	Red, Emily	Prob	Intermediate Clerk Typist	Teaching and Learning	08/18/21
New Hire	Rich, Maxine	Prob	Instructional Assistant I	Mission Avenue	08/11/21
New Hire	Richardson, Sean	Prob	Glazier	Maintenance and Operations	08/30/21
New Hire	Robancho, Dexter	Prob	Secretary	Special Education-Kenneth	08/18/21
New Hire	Roche, Heather	Prob	Instructional Assistant I	Twin Lakes	08/11/21
New Hire	Romo, Karina	Prob	Nutrition Services Worker I	Rio Americano	08/23/21
New Hire	Rowland, Amber	Prob	Instructional Assistant I	Starr King	08/11/21
New Hire	Samano, Sara	Prob	Instructional Assistant I	Trajan	08/11/21
New Hire	Samuelson, Cady	Prob	Instructional Assistant I	Greer	08/11/21
New Hire	Schaafsma, Samantha	Prob	Instructional Assistant I	Mariemont	08/11/21
New Hire	Smith, Teresa	Prob	Instructional Assistant I	Trajan	08/11/21
New Hire	Spalding, Ava	Prob	Instructional Assistant I	Orangevale Open	08/11/21
New Hire	Stewart, Stacey	Prob	Intermediate Clerk Typist	Mira Loma	08/02/21
New Hire	Strange, Christine	Prob	Instructional Assistant I	Cameron Ranch	08/11/21
New Hire	Swain, Amy	Prob	Instructional Assistant I	Legette	08/11/21
New Hire	Tachiera, Audrey	Prob	Intermediate Clerk Typist	Sierra Oaks	08/04/21
New Hire	Thomas, Alicia	Prob	Instructional Assistant I	Coyle Avenue	08/11/21
New Hire	Vargas, Breanna	Prob	Instructional Assistant I	Cottage	08/24/21
New Hire	Villegas, Lorena	Prob	Mental Health Therapist	White House Counseling	08/17/21
New Hire	Wijdani, Shahnaz	Prob	Instructional Assistant I	Cottage	08/11/21
New Hire	Wiley, Diane	Prob	Instructional Assistant I	Green Oaks	08/23/21
New Hire	Wolney, Colby	Prob	Instructional Assistant I	Charles Peck	08/11/21
New Hire	Young, Kellie	Prob	Instructional Assistant I	Mariemont	08/11/21
New Hire	Yousufi, Shuja	Prob	IA-Bilingual-Farsi	Early Childhood Education	08/26/21
New Hire	Zambrano, Brianna	Prob	Instructional Assistant I	Starr King	08/24/21
Rehire	Bartlett, Kathryn	Perm	College/Career Center Tech	Del Campo	08/06/21
Rehire	Barton, Michele	Prob	Nutrition Services Worker I	Casa Roble	08/11/21
Rehire	Chavez, Monica	Prob	Campus Monitor	Katherine Johnson	08/11/21
Rehire	Clark, Cariann	Prob	Instructional Assistant I	Kingswood	08/11/21

1. APPOINTMENTS (Continued)

CLASSIFIED

Type	Name	Status	Assignment	Location	Effective Date (s)
Rehire	Clark, Chloe	Prob	Instructional Assistant I	Kingswood	08/11/21
Rehire	Ibrahim, Jennifer	Prob	Instructional Assistant I	Carmichael	08/26/21
Rehire	Iqbal, Manila	Prob	Non-Instruct Support Aide	Skycrest ECE	08/24/21
Rehire	Montesanti, Jessica	Prob	Instructional Assistant I	Trajan	08/11/21
Rehire	Smith, Paige	Prob	Instructional Assistant I	Twin Lakes	08/11/21
Rehire	Sorensen, Angela	Prob	Instructional Assistant I	Orangevale Open	08/11/21
Rehire	Spaulding, Emily	Prob	Instructional Assistant I	Twin Lakes	08/23/21
Rehire	Taresh, Maisoon	Prob	Instructional Assistant I	Greer	08/11/21
Rehire	Wilkie, Terrie	Perm	Clerk	Edison	08/24/21

2. LEAVES OF ABSENCE

CERTIFICATED SUPERVISORY

Type	Name	Status	Assignment	Location	Effective Date (s)	
Unpaid	Sisson, Hilary	Perm	Psychologist	Special Education-Kenneth	11/02/21	12/17/21

CERTIFICATED

Type	Name	Status	Assignment	Location	Effective Date (s)	
Paid	Penning, Lindsay	Perm	Tch-Trav Elem Clsrm-PE	Teaching and Learning	08/10/21	12/01/21
Unpaid	Hann, Jennie	Perm	Tch-Resource Spec K/12	Special Education-Kenneth	08/10/21	12/17/21
Unpaid	O'Briant, Corin	Perm	Teacher Grade 1	Thomas Kelly	08/10/21	06/08/22
Unpaid	Penning, Lindsay	Perm	Tch-Trav Elem Clsrm-PE	Teaching and Learning	12/02/21	12/17/21
Unpaid	Santos, Allison	Perm	Teacher Kindergarten	Starr King	08/10/21	06/08/22
Unpaid	Tacher, Lee Anne	Perm	Lang/Speech/Hearing Spec	Special Education-Kenneth	11/17/21	12/17/21
Unpaid w/ Benefits	Soto, Doniel	Perm	Teacher Grade 9/12	Mira Loma	08/10/21	09/13/21

CLASSIFIED

Type	Name	Status	Assignment	Location	Effective Date (s)	
Unpaid	Bailey, Barbara	Perm	Instructional Assistant III	Barrett	08/25/21	12/17/21
Unpaid	Lemison, Denise	Perm	IA-Ortho/Visual Impaired	Starr King	08/16/21	11/10/21
Unpaid	Pavelchik, Nicholas	Perm	Instructional Assistant III	General Davie	08/12/21	12/17/21
Unpaid	Williams, Tierza	Prob	Instructional Assistant II	Howe Avenue	07/01/21	03/21/22

3. SEPARATIONS

CERTIFICATED SUPERVISORY

Type	Name	Status	Assignment	Location	Effective Date (s)
Resignation	Cottrell, Leslee	Prob	Principal	Mariposa	08/04/21
Resignation	Rodriguez, Angela	Prob	Vice Principal	Adult Education	08/23/21

MANAGEMENT

Type	Name	Status	Assignment	Location	Effective Date (s)
Resignation	Grey, Loren	Perm	Prog Mgr, Network and Telecommunications	Technology Services	08/20/21
Resignation	Ralston, Christopher	Perm	Mgr, Maintenance and Ops	Maintenance and Operations	08/02/21

CERTIFICATED

Type	Name	Status	Assignment	Location	Effective Date (s)
Resignation	Chanu, Sydney	Perm	Teacher Grade 2	Starr King	07/25/21
Resignation	Chapman, Renata	Temp	Teacher Grade 7/8	Will Rogers	07/25/21
Resignation	Ferreira, Jose	Perm	Tch-English Lang Develop	Starr King	09/03/21
Resignation	Hamilton, Kathy	Prob	Teacher Grade 9/12	Rio Americano	08/13/21
Resignation	Poindexter, Katie	Perm	Tch-Resource Spec K/12	Legette	06/08/21
Termination	Halbert, Holly	Prob	Tch-Mod/Severe K/12	Del Dayo	08/16/21

CLASSIFIED

Type	Name	Status	Assignment	Location	Effective Date (s)
Resignation	Blalock, Christopher	Prob	Custodian	Casa Roble	08/13/21

3. SEPARATIONS (Continued)

CLASSIFIED

Type	Name	Status	Assignment	Location	Effective Date (s)
Resignation	Borchardt, Tiffaney	Perm	Instructional Assistant II	Del Dayo	06/04/21
Resignation	Brookins, Delilah	Perm	Instructional Assistant III	Laurel Ruff	09/23/21
Resignation	Figueras, Tatiana	Perm	Bus Driver	Transportation	08/05/21
Resignation	Frazier, Joseph	Perm	Senior Tech Support Spec	Technology Services	08/18/21
Resignation	Hanif, Mujtaba	Perm	IA-Bilingual-Farsi	El Camino	07/23/21
Resignation	Hart, Chanel	Perm	Child Develop Assistant-SA	Del Dayo ECE	07/02/21
Resignation	Itza-Smith, Megan	Perm	Personnel Technician	Human Resources	08/11/21
Resignation	Iurkina, Daria	Perm	School Playground Rec Aide	Dewey	04/25/21
Resignation	Kotcher, Emily	Perm	Instructional Assistant II	Laurel Ruff	07/22/21
Resignation	Lafler, Kenneth	Prob	Custodian	Green Oaks	08/20/21
Resignation	Lewis, Catherine	Prob	Instructional Assistant III	Oakview	08/13/21
Resignation	Lopez, Maria	Prob	Nutrition Services Worker	El Camino	08/06/21
Resignation	Mushtaq, Mumtaz	Prob	IA-Bilingual-Pashto	Starr King	08/13/21
Resignation	Orozco, Danielle	Perm	Elem School Secretary	Gold River	08/26/21
Resignation	Randhawa, Harmanjit	Prob	Instructional Assistant III	Legette	08/18/21
Resignation	Rice, Kari	Prob	Instructional Assistant II	Katherine Johnson	08/26/21
Resignation	Schmidt, Staci	Perm	Instructional Assistant II	Schweitzer	08/24/21
Resignation	Shishkovskiy, Yeliza	Perm	Instructional Assistant II	Del Dayo	08/17/21
Resignation	Turley, Sharon	Perm	Child Develop Assistant-SA	Gold River ECE	07/21/21
Resignation	Visueta, Vicotoria	Perm	Instructional Assistant II	Encina	07/22/21
Resignation	Williams, Latuasha	Perm	Instructional Assistant III	Oakview	08/11/21
Retirement	Carrell, David	Perm	Elementary Head Custodian	Schweitzer	08/13/21
Retirement	Dermody, Maria Teres	Perm	Bus Attendant II	Transportation	08/13/21
Dismissal	CL 507	Perm	Nutrition Service Worker I	Nutrition Services	09/14/21
Dismissal	CL 508	Perm	Instructional Assist-Academy	Teaching and Learning	09/14/21

SAN JUAN UNIFIED SCHOOL DISTRICT
BOARD OF EDUCATION

AGENDA ITEM: G-2
MEETING DATE: 09/14/2021

APPROVED:
Jennifer Stahlheber

Purchasing Contracts Report

The following reports are submitted for board approval/ratification:

	Inc	Page #
Purchase Orders & Service Agreements	✓	1
Change Orders	✓	2
Construction & Public Works Bids	✓	3
Piggyback Contracts	NA	
Zero Dollar Contract	NA	
Bids/RFPs	NA	
Other	NA	
ERRATA	NA	

Purchasing Contracts Board Report
Purchase Orders, Service Agreements, and Awards

August, 11, 2021 - August 30, 2021

PO#	Date	Vendor Name	Description	Amount $	Site/ Department
202151	8/12/2021	SHI International Corp	Adobe Creative Cloud, software	$ 119,955.00	0423-Technology Services
202232	8/16/2021	Twig Education Inc.	Curriculum	$ 106,008.50	0402-Prof Learning & Innovation
202324	8/18/2021	Apple Computer Inc	MacBook Airs	$ 377,639.20	0423-Technology Services
TBD	8/30/2021	Care Solace	Mental Health Treatment Providers	$ 236,700.00	620 - MTSS
TBD	8/30/2021	Project Optimism	Mentoring designed to support school based academic, behavioral and socio-emotional intervention at Pasadena, Sierra Oaks, Starr King, Thomas Edison, Greer, Cameron Ranch, Howe and Katherine Johnson. 2 year contract-year 1 - $412,000, year 2 - $500,000	$ 912,000.00	108 - FACE
TBD	8/30/2021	Follet School Solutions	Destiny Cloud licensing. 2 year contract - Year 1 - $101,215.18, Year 2 - $100,385.22	$ 201,600.40	252 - Technology
TBD	8/30/2021	School Steps	Psychological Services	$ 230,560.00	101 - Special Education
TBD	8/19/2021	Cchat Center	Speech Therapy	$ 210,000.00	101 - Special Education
TBD	8/30/2021	Gates of Learning	Language and Speech Therapy	$ 350,000.00	101 - Special Education

Purchasing Contracts Board Report
Change Orders/Amendments for Items $95,200

August 11, 2021 - August 30, 2021

Change Orders

PO#	Date	Vendor Name	Description	Original PO Amount $	Previous Approved C/O Totals $	Current C/O for Approval Amount $	New Contract Amount $	Responsibility
201219	8/20/2021	Mac Tools	Tool Replacement - theft	$ 50,000.00	$ -	$ 25,000.00	$ 75,000.00	233 - Risk Management
							$ -	

Service Agreement Change Orders

PO#	Date	Vendor Name	Description	Original PO Amount $	Previous Approved C/O Totals $	Current C/O for Approval Amount $	New Contract Amount $	Responsibility

Contract Consultant Amendments/Change Orders

PO#	Date	Vendor Name	Description	Original PO Amount $	Previous Approved C/O Totals $	Current C/O for Approval Amount $	New Contract Amount $	Responsibility
201978	8/30/2021	JK Architecture Engineering	C/O #1 additional fire-life safety improvements with sprinklers and fire alarm devise for Rio MOD (CTE) project 208-9495-P1	$ 120,435.00	$ -	$ 35,490.00	$ 155,925.00	216 - Facilities
							$ -	
							$ -	

Other Contract Change Orders

PO#	Date	Vendor Name	Description	Original PO Amount $	Previous Approved C/O Totals $	Current C/O for Approval Amount $	New Contract Amount $	Responsibility
106986	8/23/2021	Campbell Keller	C/O #1 Barrett MOD project 004-9495-P1 furniture	$ 59,471.06	$ -	$ 87,298.17	$ 146,769.23	216 - Facilities
105916	8/24/2021	R-J Commercial Flooring Co.	C/O #1 Skycrest project 149-9233-N1 additional flooring for the stage area	$ 372,499.69	$ -	$ 17,937.14	$ 390,436.83	216 - Facilities
202084/ 105173	8/24/2021	Campbell Keller	C/O #4 Furniture for Arden New Construction project 002-9512-P1	$ 1,161,399.59	79,668.51	$ 20,546.54	$1,261,614.64	216 - Facilities

Lease Amendments/Change Orders

PO#	Date	Vendor Name	Description	Original PO Amount $	Previous Approved C/O Totals $	Current C/O for Approval Amount $	New Contract Amount $	Responsibility
707346	8/17/2021	Bothman Construction	Amendment #11 for Mira Loma Outdoor Learning project 205-951-N1	$ 6,700,000.00	$ 1,366,752.00	$ (148,736.00)	$ 7,918,016.00	216 - Facilities
							$ -	
							$ -	

General Contract Change Orders

PO#	Date	Vendor Name	Description	Original PO Amount $	Previous Approved C/O Totals $	Current C/O for Approval Amount $	New Contract Amount $	Responsibility
106311	8/16/2021	Johnson Controls, Inc.	Added 3ea. BMS integrations to Rio portable room PE, P7, P8 for project 392-9233-P1	$ 1,369,439.00	$ -	$ 5,654.00	$ 1,375,093.00	216 - Facilities
104877	8/27/2021	Perkins Electric, Inc.	C/O #1 Additional work CCD 1-3 out of allowance. The balance of the allowance is credited to the contract	$ 208,000.00	$ -	$ (8,799.00)	$ 199,201.00	216 - Facilities

August 11, 2021 - August 30, 2021

Upon evaluation of the bids/contracts staff has awarded the following in accordance with all legal guidelines.

General Contract

Fund	Date	PO#	Bid #	Vendor Name	Description	Amount $	Responsibility

Other Contracts

Fund	Date	PO#	Bid #	Vendor Name	Description	Amount $	Responsibility
26	8/17/2021	202235	Piggyback	Campbell Keller	Full site furniture replacement for Grand Oaks project 119-9306-N1	$ 558,905.16	216 - Facilities
26	8/25/2021	TBD	21-125	KMM Services, Inc.	Construction management for 392-9390-P1 HVAC Control phase 2	$ 150,000.00	216 - Facilities

New Addendum to Master Agreements

Fund	Date	PO#	Bid #	Vendor Name	Description	Amount $	Responsibility
26	8/30/2021	TBD	20-101	PBK dba PBK-WLC	Architect for Starr King New Construction project 147-9512-P1	$ 165,000.00	216 - Facilities

SAN JUAN UNIFIED SCHOOL DISTRICT
BOARD OF EDUCATION

AGENDA ITEM: G-3
MEETING DATE: 09/14/2021

APPROVED:
Jennifer Stahlheber

Business and Financial Report

The following reports are submitted for board approval/ratification:

	Inc	Page #
Easements/Leases		
Notices of Completion	✔	1
Quarterly Investment Report		
Warrants & Payroll	✔	2
Budget Revisions		
E-Rate		
ERRATA		

Notices of Completion - Board of Education

CONTRACTOR	PROJECT	DATE OF ACCEPTANCE	DATE RECORDED
Z Squared Construction	PO#001837 Provide all labor, materials, equipment, tools, transportation and incidentals for Roofing and HVAC Replacement Increment 2 at Winterstein aka Gateway Charter School, 900 Morse Avenue, Sacramento, CA 95864, located in the San Juan Unified School District. Vendor: Z Square Construction	7/29/2021	8/4/2021

SAN JUAN UNIFIED SCHOOL DISTRICT
Accounting Services

WARRANTS & PAYROLL

VENDOR AND CONTRACT WARRANTS		
Fund		**July 2021**
01	General Fund	$ 5,419,020.06
09	Charter Schools	$ 16,759.04
10	Special Ed Pass-Thru	$ 205,029.93
11	Adult Education	$ 8,493.33
12	Child Development	$ 50,727.27
13	Food Service/Cafeteria	$ 85,942.23
14	Deferred Maintenance	$ 276,450.20
21	Building Fund	$ 42,992.80
22	Measure S Building Fund	$ -
23	Measure J Building Fund	$ 68,061.82
24	Measure N Building Fund	$ 4,958,667.86
25	Capital Facilities	$ 3,095.00
26	Measure P Building Fund	$ 9,804,586.23
35	State Schools Facilities Fund	$ -
40	Sp Res FD -- Capital Outlay Proj	$ -
67	Self Insurance	$ 1,187,696.15
95	Student Body	$ -
	TOTALS	**$ 22,127,521.92**

PAYROLL AND BENEFITS	
All Funds	**July 2021**
Certificated Payroll	$ 9,061,728.79
Classified Payroll	4,109,147.16
Benefits	2,768,501.96
TOTALS	**$ 15,939,377.91**

GRAND TOTAL $ 38,066,899.83

SAN JUAN UNIFIED SCHOOL DISTRICT
Accounting Services

WARRANTS & PAYROLL

VENDOR AND CONTRACT WARRANTS			
Fund			**August 2021**
01	General Fund		$ 6,113,712.42
09	Charter Schools		$ 22,648.32
10	Special Ed Pass-Thru		$ 493.16
11	Adult Education		$ 60,168.10
12	Child Development		$ 51,710.05
13	Food Service/Cafeteria		$ 466,601.47
14	Deferred Maintenance		$ 59,849.19
21	Building Fund		$ 63,328.09
22	Measure S Building Fund		$ 3,598.27
23	Measure J Building Fund		$ 44,248.55
24	Measure N Building Fund		$ 2,748,561.96
25	Capital Facilities		$ 4,735.00
26	Measure P Building Fund		$ 4,452,277.93
35	State Schools Facilities Fund		$ -
40	Sp Res FD -- Capital Outlay Proj		$ -
67	Self Insurance		$ 393,666.94
95	Student Body		$ -
		TOTALS	**$ 14,485,599.45**

PAYROLL AND BENEFITS	
All Funds	**August 2021**
Certificated Payroll	$ 18,694,658.16
Classified Payroll	7,398,950.63
Benefits	7,016,875.45
TOTALS	**$ 33,110,484.24**

GRAND TOTAL $ 47,596,083.69

SAN JUAN UNIFIED SCHOOL DISTRICT
BOARD OF EDUCATION

AGENDA ITEM: G-5

MEETING DATE: 09/14/2021

SUBJECT: Surplus Property

CHECK ONE:
For Discussion: ☐
For Action: ☒
Report: ☐
Workshop: ☐
Recognition: ☐
Emergency Action: ☐

DEPARTMENT: Business Support Services

ACTION REQUESTED:
The superintendent is recommending that the board approve the disposal of surplus property pursuant to Board Policy 3270.

RATIONALE/BACKGROUND:
The governing board recognizes that the district may own personal property which is unusable, obsolete, or no longer needed by the district. The superintendent or designee shall arrange for the sale or disposal of district personal property in accordance with board policy and the requirements or state law.

The superintendent or designee shall identify to the board all items not needed by the district together with their estimated value and a recommended disposition.

ATTACHMENT(S):
A: List of Surplus Property

BOARD COMMITTEE ACTION/COMMENT:
N/A

PREVIOUS STAFF/BOARD ACTION:
Superintendent's Cabinet: 09/07/2021

FISCAL IMPACT:
Current Budget: $ N/A
Additional Budget: $ N/A
Funding Source: N/A
(unrestricted base, supplemental, other restricted, etc.)
Current Year Only ☐ Ongoing ☐

LCAP/STRATEGIC PLAN:
Goal: N/A Focus: N/A
Action: N/A

Strategic Plan: N/A

PREPARED BY: Susan Kane, Director, Business Support Services
Jennifer Stahlheber, Chief Financial Officer

APPROVED BY: Kent Kern, Superintendent of Schools KK

Board of Education Agenda Item
Surplus Property Sept 14th Meeting Date

The following District property is unusable, obsolete, or no longer needed. The items are to be disposed of by sale, recycled, donated, or discarded as required by Board Policy 3270 Education Code 17545 and 17546.

Location/Site	Make	Model	Description	Serial #	Disposition
Arlington Heights			1 Promotion whiteboard, 1 teacher desk, 2 whiteboard carts, 1 shelf unit, 10 chairs		recycled
Billy Mitchell/Choices	Brother	Intellifax-4100e	2 Fax Machines	12502 0051860772 12502 0051841054	ewaste
Carmichael			19 Chairs		recycled
Del Campo			12 Cows		ewaste
Del Campo	JVC		3 Large TVs JVC 36"		ewaste
Del Campo			1 Large metal filing cabinet		recycled
Deterding			3 Overhead carts and an upright piano		recycled
District Office			Printer		ewaste
District Office			2 Cabinet shelf		recycled
Greer	Acer		COW listed as COW A containing 36 chrome books (720 Acer)		ewaste
Greer	Acer		COW listed as COW B containing 35 chrome books (720 Acer)		ewaste
Greer	Acer		COW listed as COW C containing 13 chrome books (720 Acer)		ewaste
Greer			4 Printers		ewaste
Greer	HP	P2035, 106827	Laserjet printer	VNB3D53006	ewaste
Greer	HP	CP 15 25nw	Laserjet printer		ewaste
Greer	HP	Officejet 4650	Printer	TH75M4FODC	ewaste
Greer	HP	CP1525nw	Laserjet Printer		ewaste
Greer	HP	Probook 640	Laptop	5CG7252VCC	ewaste
Greer	HP	Probook 640	Laptop	5CG8092M06	ewaste
Greer	Apple	MacBook Pro	Laptop	10012400	ewaste
Greer	Apple	MacBook Pro	Laptop	20190177	ewaste
Greer	Apple	MacBook Pro	Laptop	10018764	ewaste
Greer	Apple	MacBook Pro	Laptop	1000013012	ewaste
Greer	Apple	MacBook Pro	Laptop	1200015585	ewaste
Greer	Apple	MacBook Pro	Laptop	20190149	ewaste
Greer	Apple	MacBook Pro	Laptop	20194972	ewaste
Greer	Apple	MacBook Pro	Laptop		ewaste
La Vista			12 Tables, 2 filling cabnets and 8 boxes of books		recycled
Mesa Verde			8 Computer carts		ewaste
Mission Ave	Apple		Laptop		ewaste
Mission Ave	Apple		Monitor	20192808	ewaste

Board of Education Agenda Item
Surplus Property Sept 14th Meeting Date

The following District property is unusable, obsolete, or no longer needed. The items are to be disposed of by sale, recycled, donated, or discarded as required by Board Policy 3270 Education Code 17545 and 17546.

Location/Site	Make	Model	Description	Serial #	Disposition
Mission Ave	HP		Printer	20192629	ewaste
Mission Ave	HP		HP Monitor	3CQ208N47T	ewaste
Mission Ave	HP		HP Monitor D10	3CQ9163T4Q	ewaste
Mission Ave	HP		HP Printer	CN6BNHW11Y	ewaste
Mission Ave	Fujitsu		Printer	150311	ewaste
Mission Ave			2 Dozen old chromebook chargers		ewaste
Mission Ave	Samsung		Chromebooks		ewaste
Ottoman			2 COW carts		ewaste
San Juan HS			2 Pallets of old textbooks		recycled
Sierra Oaks			laptop computers		ewaste
Sierra Oaks			laptop computers		ewaste
Sierra Oaks			laptop computers		ewaste
Sierra Oaks			Elmo		ewaste
Sierra Oaks			Elmo		ewaste
Sierra Oaks			Elmo		ewaste
Sierra Oaks			Projectors		ewaste
Sierra Oaks			Projectors		ewaste
Sierra Oaks			Projectors		ewaste
Sierra Oaks			3 Charging cables		ewaste
Sunrise Tech Center	HP Compaq	dc7800	PC Towers		ewaste
Thomas Kelly			Two 6' bookcases, 1 small bookcase, 4 single desks, 2 teachers desks, two file cabinets, 10 chairs		recycled
Thomas Kelly			3 white carts	20186796, 20186804, 20186790	ewaste
Thomas Kelly			1 Pallet of surplus curriculum		recycled
Winston Churchill			6 Chromebook carts		ewaste
Woodside	Bretford	H3635LL	A power sync card for I-pad		ewaste
Woodside	Bretford	TL474LL	Mobile chariging Station for Laptops		ewaste
Woodside	Bretford	TL474LL/A 3102113	Mobile chariging Station for Laptops		ewaste
Woodside	Anthro	3074405	Cart		ewaste
Woodside	Anthro	3074405	Cart		ewaste
Woodside	Bretford	3018-0300	Chrome cart		ewaste
Woodside	Bretford	AC-SLIM-6749	Anywhere cart		ewaste
Woodside	Bretford	E470749	Anywhere cart		ewaste

SAN JUAN UNIFIED SCHOOL DISTRICT
BOARD OF EDUCATION

AGENDA ITEM: G-6

MEETING DATE: 09/14/2021

SUBJECT: TK-12 Independent Study Revised Board Policy (BP) 6158

CHECK ONE:
For Discussion: ☐
For Action: ☒
Report: ☐
Workshop: ☐
Recognition: ☐
Emergency Action: ☐

DEPARTMENT: Division of Teaching and Learning

ACTION REQUESTED:
The superintendent is recommending that the board approve the revised TK-12 Independent Study BP 6158.

RATIONALE/BACKGROUND:
Assembly Bill (AB) 130, which was signed into law in July, 2021, makes changes to independent study (IS). For the 2021–2022 school year only, school districts and COEs are required to offer IS as an educational option (*Education Code* [*EC*] Section 51745). Additional changes include IS offering requirements, a provision for waivers of the offering requirements, as well as required parent notification, pupil-parent-educator conferences, and additions to board policies and written agreements.

ATTACHMENT(S):
A: Redlined BP 6158

BOARD COMMITTEE ACTION/COMMENT:
N/A

PREVIOUS STAFF/BOARD ACTION:
Superintendent's Cabinet: 08/16/2021, 09/07/2021
Board of Education: 08/24/2021

FISCAL IMPACT:
Current Budget: $ N/A
Additional Budget: $ N/A
Funding Source: N/A
Current Year Only ☐ On-going ☐

LCAP/STRATEGIC PLAN:
Goal: N/A
Focus: N/A
Action: N/A

Strategic Plan: N/A

PREPARED BY: Kristan Schnepp, Assistant Superintendent, Secondary Education and Programs KS
Amberlee Townsend, Assistant Superintendent, Elementary Education and Programs AT

APPROVED BY: Melissa Bassanelli, Deputy Superintendent, Schools and Student Support MB
Kent Kern, Superintendent of Schools KK

San Juan USD

Board Policy

Independent Study

BP 6158
Instruction

The Governing Board recognizes its responsibility for the education of all students in the school system. The ~~B~~board authorizes the ~~S~~superintendent to establish independent study as an alternative instructional strategy by which all enrolled students in grades TK-12, K-8 Home School Program, adult education, and TK-12 dependent charter school independent study may reach curriculum objectives and fulfill graduation requirements outside of the regular classroom setting. However, independent study is an optional educational alternative in which no student shall be required to participate. The terms "student" and "pupil" are used synonymously to represent TK-adult participants as described above unless otherwise noted.

The primary purpose of independent study is to offer a means of individualizing the educational plan for students whose needs may best be met through study outside of the regular classroom instructional setting. **Independent study shall offer a means of individualizing the educational plan to serve students who desire a more challenging educational experience, whose health or other personal circumstances make classroom attendance difficult, who are unable to access course(s) due to scheduling problems, and/or who need to make up credits or fill gaps in their learning.** Independent study may be used by all students who are motivated to achieve educationally as well as or better than they would in the regular classroom. Independent study may be used to encourage students to stay in school.

The superintendent or designee may provide a variety of independent study opportunities, including, but not limited to, through a program or class within a comprehensive school, an alternative school or program of choice, a charter school, and an online course.

Independent study is a continuously voluntary educational alternative in which no student shall be required to participate.

No course required for high school graduation shall be offered exclusively through independent study.

Independent study may be provided to students suspended or expelled in accordance with Education Code section 48915, only if the student is offered a classroom option.

The district shall provide appropriate existing services and resources to enable students to complete their independent study successfully and shall ensure the same access to all existing services and resources in the school in which the student is enrolled as is available to all other students in the school.

Independent study for each student shall be under the general supervision of a district employee who possesses a valid certification document pursuant to Education Code section

44865 or an emergency credential pursuant to Education Code section 44300. Students' independent study shall be coordinated, evaluated, and documented, as prescribed by law and reflected in the accompanying administrative regulation. (Education Code section 51747.5)

Students requesting independent study on a part time or full time basis and their parents/guardians/caregivers should recognize that independent study at the elementary and middle school levels realistically must emphasize a commitment on the part of the student's parents/guardians/caregivers and others who may assist directly with instruction. At the secondary level, the major commitment must be made by the student, assisted or supported as necessary by parents/guardians/caregivers/certificated employees and others who may assist directly with instruction.

General Independent Study Requirements

For the 2021-22 school year, the district shall offer independent study, as specified in Education Code section 51745, to meet the educational needs of students unless the district has obtained a waiver. (Education Code section 51745)

For the 2022-23 school year and thereafter, the superintendent or designee may continue to offer and approve independent study for an individual student upon determining that the student is prepared to meet the district's requirements for independent study and is likely to succeed in independent study as well as or better than the student would in the regular classroom setting.

Because excessive leniency in the duration of independent study assignments may result in a student falling behind peers and increase the risk of dropping out of school, independent study assignments shall be completed no more than one week after assigned for all grade levels and types of program. However, when necessary based on the specific circumstances of the student's approved program, the superintendent or designee may allow for a longer period of time between the date an assignment is made and when it is due, up to the termination date of the agreement.

An evaluation shall be conducted to determine whether it is in a student's best interest to remain in independent study whenever the student fails to make satisfactory educational progress and/or misses three assignments. Satisfactory educational progress shall be determined based on all of the following indicators: (Education Code section 51747)

1. **The student's achievement and engagement in the independent study program, as indicated by the student's performance on applicable student-level measures of student achievement and engagement specified in Education Code section 52060**

2. **The completion of assignments, assessments, or other indicators that evidence that the student is working on assignments**

3. **Learning required concepts, as determined by the supervising teacher**

4. Progress towards successful completion of the course of study or individual course, as determined by the supervising teacher

The superintendent or designee shall ensure that students participating in independent study are provided with content aligned to grade level standards at a level of quality and intellectual challenge substantially equivalent to in-person instruction. For high schools, this shall include access to all courses offered by the district for graduation and approved by the University of California or the California State University as creditable under the A-G admissions criteria. (Education Code section 51747)

The superintendent or designee shall ensure that students participating in independent study for 15 school days or more receive the following throughout the school year: (Education Code section 51747)

1. For students in grades transitional kindergarten, kindergarten, and grades 1 to 3, opportunities for daily synchronous instruction

2. For students in grades 4-8, opportunities for both daily live interaction and at least weekly synchronous instruction

3. For students in grades 9-12, opportunities for at least weekly synchronous instruction

The superintendent or designee shall ensure that procedures for tiered reengagement strategies are used for all students who are not generating attendance for more than three school days or 60 percent of the instructional days in a school week, or who are in violation of their written agreement. This requirement only applies to students participating in an independent study program for 15 school days or more. The procedures shall include, but are not necessarily limited to, all of the following: (Education Code section 51747)

1. Verification of current contact information for each enrolled student

2. Notification to parents/guardians of lack of participation within one school day of the absence or lack of participation

3. A plan for outreach from the school to determine student needs, including connection with health and social services as necessary

4. A clear standard for requiring a student-parent-educator conference to review a student's written agreement and reconsider the independent study program's impact on the student's achievement and well-being

The superintendent or designee shall develop a plan to transition students whose families wish to return to in-person instruction from independent study expeditiously, and, in no case later, than five instructional days. This requirement only applies to students participating in an independent study program for 15 school days or more. (Education Code section 51747)4

A written record of the findings of any evaluation conducted pursuant to this policy shall be maintained in the student's permanent record.

The superintendent or designee shall ensure that a written master agreement exists for each participating student as prescribed by law. (Education Code sections 51747, 51749.5)

The district shall provide written notice to the parents/guardians of all enrolled students of the option to enroll their child in in-person instruction or independent study during the 2021-22 school year. This notice shall be posted on the district's web site, and shall include, at a minimum, information about the right to request a student-parent-educator conference before enrollment, student rights regarding procedures for enrolling, disenrolling, and re enrolling in independent study, and the instructional time, including synchronous and asynchronous learning, that a student will have access to as part of independent study. (Education Code section 51747)

Upon the request of the parent/guardian of a student, before making a decision about enrolling or disenrolling in independent study and entering into a written agreement to do so, the district shall conduct a telephone, videoconference, or in-person student-parent-educator conference or other meeting during which the student, parent/guardian, or their advocate may ask questions about the educational options, including which curriculum offerings and nonacademic supports will be available to the student in independent study. (Education Code section 51747)

Written Agreements and Contracts

The ~~S~~superintendent or designee shall ensure that each participating student has a signed written independent study agreement on file with the district or on file with the dependent charter school for each K-12 charter school student with all the required elements/components as prescribed by Education Code **section** 51747. **For the 2021-22 school year only, the district shall obtain a signed written agreement for independent study no later than 30 days after the first day of instruction.** Individual independent study agreements and any subordinate contracts must be consistent with the district's adopted course of study.

Procedures may be established to ensure that the appropriate level of understanding and preparation exist to meet the conditions of the independent study agreement prior to its approval by the designated certificated representative of the district.

A written agreement shall be developed and implemented for each student participating in independent study for three or more consecutive school days. (Education Code sections 46300, 51747; 5 CCR 11703)

The agreement shall include general student data, including the student's name, address, grade level, birth date, school of enrollment, and program placement.

The independent study agreement for each participating student also shall include, but are not limited to, all of the following: (Education Code section 51747; 5 CCR 11700, 11702)

1. The frequency, time, place and manner for submitting the student's assignments, reporting the student's academic progress, and communicating with a student's parent/guardian regarding the student's academic progress

2. The objectives and methods of study for the student's work and the methods used to evaluate that work

3. The specific resources that will be made available to the student, including materials and personnel, and access to Internet connectivity and devices adequate to participate in the educational program and complete assigned work

4. A statement of the board's policy detailing the maximum length of time allowed between an assignment and its completion, the level of satisfactory educational progress, and the number of missed assignments which will trigger an evaluation of whether the student should be allowed to continue in independent study

5. The duration of the independent study agreement, including the beginning and ending dates for the student's participation in independent study under the agreement, with a maximum of one school year

6. A statement of the number of course credits or, for the elementary grades, other measures of academic accomplishment appropriate to the agreement, to be earned by the student upon completion.

7. A statement detailing the academic and other supports that will be provided to address the needs of students who are not performing at grade level, or need support in other areas, such as English learners, students with disabilities with an individualized education program or a Section 504 plan in order to be consistent with their program or plan, students in foster care or experiencing homelessness, and students requiring mental health supports.

8. A statement that independent study is an optional educational alternative in which no student may be required to participate.

9. In the case of a suspended or expelled student who is referred or assigned to any school, class, or program pursuant to Education Code section 48915 or section 48917, a statement that instruction may be provided through independent study only if the student is offered the alternative of classroom instruction.

10. Before the commencement of independent study, the agreement shall be signed and dated by the student, the student's parent/guardian or caregiver if the student is under age 18 years, the certificated employee responsible for the general supervision of independent study, and all persons who have direct responsibility for providing assistance to the student.

    However, for the 2021-22 school year, the district shall obtain a signed written agreement for independent study from the student, or the student's parent/ guardian if the student is less than 18 years of age, the certificated employee who has been designated as having

responsibility for the general supervision of independent study, and all persons who have direct responsibility for providing assistance to the pupil, no later than 30 days after the first day of instruction.

Written agreements may be signed using an electronic signature that complies with state and federal standards, as determined by the California Department of Education (CDE). (Education Code section 51747)

The parent/guardian's signature on the agreement shall constitute permission for the student to receive instruction through independent study.

~~To foster each student's success in independent study, the maximum length of time which may elapse between the time the assignment is made and the date by which the student must complete the assigned work shall be as follows:~~

~~* For students in kindergarten and grades one through eight, two weeks; and~~

~~* For students in grades nine through twelve, and adult education students, three weeks; except, when special or extenuating circumstances justify a longer time, a period not to exceed eight weeks may be approved by the Superintendent or designee pursuant to a written request, with justification, for individual students; and~~

~~* For students in K-12 dependent charter school independent study programs, up to 20 days; except, when special or extenuating circumstances justify a longer time, a period not to exceed eight weeks may be approved by the Superintendent or designee pursuant to a written request, with justification, for individual students.~~

~~When any K-12, K-8 Home School Program, or adult education independent study student fails to complete two consecutive independent study assignments during any period of 15 school days, the Superintendent or designee shall conduct an evaluation to determine whether it is in the student's best interest to remain on independent study. A written record of the findings of any evaluation conducted pursuant to this policy shall be maintained in the student's permanent record.~~

~~When any K-12 dependent charter school independent study student fails to complete independent study assignments during any two periods of 20 school days such that their attendance falls below the minimum percentage of attendance stated on the master agreement, the Superintendent or designee shall conduct an evaluation to determine whether it is in the student's best interest to remain on independent study. A written record of the findings of any evaluation conducted pursuant to this policy shall be maintained in the student's permanent record.~~

Student-Parent-Educator Conferences

A student-parent-educator conference shall be held as appropriate including, but not limited to, as a reengagement strategy and/or if requested by a parent/guardian prior to enrollment

or disenrollment from independent study. (Education Code sections 51745.5, 51747, 51749.5)

Records for Audit Purposes

The superintendent or designee shall ensure that records are maintained for audit purposes. These records shall include, but not be limited to: (Education Code section 51748; 5 CCR 11703)

1. A copy of the board policy, administrative regulation, and other procedures related to independent study

2. A listing of the students, by grade level, program, and school, who have participated in independent study, along with the units of the curriculum attempted and completed by students in grades K-8 and the course credits attempted by and awarded to students in grades 9-12 and adult education

3. A file of all agreements, with representative samples of each student's work products bearing the supervising teacher's notations indicating that the teacher has personally evaluated the work or personally reviewed the evaluations made by another certificated teacher

4. As appropriate to the program in which the students are participating, a daily or hourly attendance register that is separate from classroom attendance records, maintained on a current basis as time values of student work products judged by a certificated teacher, and reviewed by the supervising teacher if they are two different persons

5. Appropriate documentation of compliance with the teacher-student ratios required by Education Code sections 51745.6 and 51749.5 (Education Code sections 51745.6 and 51749.5)

6. Appropriate documentation of compliance with the requirements pursuant to Education Code section 51747.5 to ensure the coordination, evaluation, and supervision of the independent study of each student by a district employee who possesses a valid certification document pursuant to Education Code section 44865 or an emergency credential pursuant to Education Code section 44300 (Education Code section 51747.5)

The district shall document each student's participation in live interaction and synchronous instruction pursuant to Education Code section 51747 on each school day, as applicable, in whole or in part, for which independent study is provided. A student who does not participate in independent study on a school day shall be documented as non participatory for that school day. (Education Code section 51747.5)

The superintendent or designee also shall maintain a written or computer-based record such as a grade book or summary document of student engagement, for each class, of all grades, assignments, and assessments for each student for independent study assignments. (Education Code section 51747.5)

The signed, dated agreement, any supplemental agreement, assignment records, work samples, and attendance records may be maintained on file electronically. (Education Code section 51747)

Program Evaluation

The superintendent or designee shall annually report to the board the number of district students participating in independent study, the average daily attendance generated for apportionment purposes, student performance as measured by standard indicators and in comparison to students in classroom-based instruction, and the number and proportion of independent study students who graduate or successfully complete independent study. Based on the program evaluation, the board and superintendent shall determine areas for program improvement as needed.

The ~~S~~superintendent or designee shall establish administrative regulations to implement independent study accordance with law.

Policy Reference Disclaimer: These references are not intended to be part of the policy itself, nor do they indicate the basis or authority for the board to enact this policy. Instead, they are provided as additional resources for those interested in the subject matter of the policy.

State References	Description
5 CCR 11700-11703	Independent study
5 CCR 19819	State audit compliance
Ed. Code 17289	Exemption for facilities
Ed. Code 41976.2	Independent study programs; adult education funding
Ed. Code 42238	Revenue limits
Ed. Code 42238.05	Local control funding formula; average daily attendance
Ed. Code 44865	Qualifications for home teachers
Ed. Code 46200-46208	Incentives for longer instructional day and year
Ed. Code 46300-46307.1	Methods of computing average daily attendance
Ed. Code 47612.5	Charter schools operations, general requirements
Ed. Code 48204	Residency requirements for school attendance
Ed. Code 48206.3	Home or hospital instruction; students with temporary disabilities
Ed. Code 48220	Classes of children exempted
Ed. Code 48340	Improvement of pupil attendance
Ed. Code 48915	Expulsion; particular circumstances
Ed. Code 48916.1	Educational program requirements for expelled students
Ed. Code 48917	Suspension of expulsion order
Ed. Code 49011	Student fees

Ed. Code 51225.3	High school graduation
Ed. Code 51745-51749.6	Independent study
Ed. Code 52522	Adult education alternative instructional delivery
Ed. Code 52523	Adult education as supplement to high school curriculum; criteria
Ed. Code 56026	Individual with exceptional needs
Ed. Code 58500-58512	Alternative schools and programs of choice
Fam. Code 6550	Authorization affidavits

Federal References	**Description**
20 USC 6301	Highly qualified teachers

Management Resources References	**Description**
California Department of Education Publication	Elements of Exemplary Independent Study
Court Decision	Modesto City Schools v. Education Audits Appeal Panel, (2004) 123 Cal.App.4th 1365
Education Audit Appeals Panel Decision	Lucerne Valley Unified School District, Case No. 03-02 (2005)
Website	California Consortium for Independent Study
WebsiteCalifornia Department of Education, Independent Study Website Education Audit Appeals Panel	

Cross References	**Description**
0410	Nondiscrimination In District Programs And Activities
0420.4	Charter School Authorization
0420.4	Charter School Authorization
0470	COVID-19 Mitigation Plan
0500	Accountability
3260	Fees And Charges
3260	Fees And Charges
3580	District Records
3580	District Records
4112.2	Certification
4112.2	Certification
4131	Staff Development
5111.1	District Residency
5111.1	District Residency
5112.3	Student Leave Of Absence
5112.3	Student Leave Of Absence
5113	Absences And Excuses

5113	Absences And Excuses
5121	Grades/Evaluation Of Student Achievement
5121	Grades/Evaluation Of Student Achievement
5125	Student Records
5125	Student Records
5126	Awards For Achievement
5126	Awards For Achievement
5144.1	Suspension And Expulsion/Due Process
5144.1	Suspension And Expulsion/Due Process
5146	Married/Pregnant/Parenting Students
5147	Dropout Prevention 6000 Concepts And Roles 6011 Academic Standards
6111	School Calendar
6112	School Day
6112	School Day
6142.4	Service Learning/Community Service Classes
6143	Courses Of Study
6143	Courses Of Study
6146.1	High School Graduation Requirements
6146.1	High School Graduation Requirements
6146.11	Alternative Credits Toward Graduation
6146.11	Alternative Credits Toward Graduation
6152	Class Assignment
6157	Distance Learning
6159	Individualized Education Program
6159	Individualized Education Program
6162.5	Student Assessment
6162.51	State Academic Achievement Tests
6162.51	State Academic Achievement Tests
6164.5	Student Success Teams
6164.5	Student Success Teams
6172	Gifted And Talented Student Program
6172	Gifted And Talented Student Program
6181	Alternative Schools/Programs Of Choice
6181	Alternative Schools/Programs Of Choice
6183	Home And Hospital Instruction

6184 Continuation Education

6184 Continuation Education 6185 Community Day School

6185 Community Day School

6200 Adult Education

6200 Adult Education

~~Legal Reference:~~
~~EDUCATION CODE~~
~~17289 Exemption for facilities~~
~~42238 Revenue limits~~
~~44865 Qualifications for home teachers and teachers in special classes and schools; consent to assignment~~
~~46300-46300.6 Methods of computing ADA~~
~~47612.5 Independent study in charter schools~~
~~48204 Residency based on parent employment~~
~~48206.3 Home or hospital instruction; students with temporary disabilities~~
~~48220 Classes of children exempted~~
~~48340 Improvement of pupil attendance~~
~~48915 Expulsion; particular circumstances~~
~~48916.1 Educational program requirements for expelled students~~
~~48917 Suspension of expulsion order~~
~~51225.3 Requirements for high school graduation~~
~~51745-51749.3 Independent study programs~~
~~56026 Individuals with exceptional needs~~
~~FAMILY CODE~~
~~6550 Authorization affidavits~~
~~CODE OF REGULATIONS, TITLE 5~~
~~11700-11703 Independent study~~
~~COURT DECISIONS~~
~~Modesto City Schools v. Education Audits Appeal Panel, (2004) 123 Cal.App.4th 1365~~

~~Management Resources:~~
~~CDE PUBLICATIONS~~
~~Independent Study Operations Manual, 2000 edition~~
~~WEB SITES~~
~~California Consortium for Independent Study: http://www.ccis.org~~
~~California Department of Education, Independent Study: http://www.cde.ca.gov/sp/eo/is~~

~~Policy SAN JUAN UNIFIED SCHOOL DISTRICT~~
~~adopted: June 9, 1992 Carmichael, California~~
~~effective: September 1, 1992~~
~~revised: December 12, 2006~~
~~revised: December 15, 2009~~

SAN JUAN UNIFIED SCHOOL DISTRICT
BOARD OF EDUCATION

AGENDA ITEM: G-7

MEETING DATE: 09/14/2021

SUBJECT: Gann Appropriation Limits for 2020-2021 and 2021-2022

CHECK ONE:
For Discussion: ☐
For Action: ☒
Report: ☐
Workshop: ☐
Recognition: ☐
Emergency Action: ☐

DEPARTMENT: Fiscal Services

ACTION REQUESTED:
The superintendent is recommending that the board adopt Resolution No. 3074, approving Gann Appropriation Limits for 2020-2021 and 2021-2022.

RATIONALE/BACKGROUND:
This limit on government spending, which became known as Gann Appropriation Limits or simply Gann Limits, applies not only to the state of California but also to cities, counties, special districts, as well as to school districts and county offices of education (ref. Article XIII B of the State Constitution).

The base year for Gann Limit calculations was 1978-1979, the fiscal year before Proposition 4 was enacted. In each year since, a school agency's Gann Limit is increased for both inflation and population. Inflation for these purposes is currently the annual percentage change in California per capita personal income. For school agencies, change in ADA is used as a measurement of the change in population.

School agencies are required to perform Gann Limit calculations by the State Constitution.

In accordance with Education Code Section 42132, the board is required to adopt its Gann Appropriation Limits each year and send it to the Sacramento County Office of Education. As of June 30, 2021, the district is in compliance with its Gann Limit.

ATTACHMENT(S):
A: Resolution No. 3074 Gann Appropriation Limits for 2020-2021 and 2021-2022
B: Form GANN

BOARD COMMITTEE ACTION/COMMENT:
N/A

PREVIOUS STAFF/BOARD ACTION:
Superintendent's Cabinet: 09/07/2021

FINANCIAL DATA:
The Gann Limit calculations are presented below:

	GANN Limit	Appropriations subject to limit
2020-2021	$282,463,465.70	$282,463,465.70
2021-2022	$296,199,703.58	

FISCAL IMPACT:
Current Budget: $ N/A
Additional Budget: $ N/A
Funding Source: N/A
(Unrestricted Base, Supplemental, other restricted, etc.)
Current Year Only ☐ Ongoing ☐

LCAP/STRATEGIC PLAN:
Goal: N/A Focus: N/A
Action: N/A

Strategic Plan: N/A

PREPARED BY: Jennifer Stahlheber, Chief Financial Officer

APPROVED BY: Kent Kern, Superintendent of Schools KK

SAN JUAN UNIFIED SCHOOL DISTRICT
BOARD OF EDUCATION

Resolution No. 3074

WHEREAS, in November of 1979, the California electorate did adopt Proposition 4, commonly called the Gann Amendment, which added Article XIII-B to the California Constitution; and,

WHEREAS, the provisions of that Article establish maximum appropriation limitations, commonly called "Gann Limits," for public agencies, including school districts; and,

WHEREAS, the district must establish a revised Gann Limit for the 2020-2021 fiscal year and a projected Gann Limit for the 2021-2022 fiscal year in accordance with the provisions of Article XIII-B and applicable statutory law.

NOW, THEREFORE, BE IT RESOLVED that this board does provide public notice that the attached calculations and documentation of the Gann Limits for the 2020-2021 and 2021-2022 fiscal years are made in accordance with applicable constitutional and statutory law; and,

BE IT FURTHER RESOLVED that this Board does hereby declare that the appropriations in the budget for the 2020-2021 and 2021-2022 fiscal years do not exceed the limitations imposed by Proposition 4; and,

BE IT FURTHER RESOLVED that the superintendent provides copies of this resolution along with the appropriate attachments to interested citizens of this district.

APPROVED, PASSED, AND ADOPTED by the Governing Board of the San Juan Unified School District this 14th day of September, 2021, by the following vote:

AYES: _____

NOES: _____

ABSTAIN: _____

ATTEST:

_____
Kent Kern, Executive Secretary

_____
Paula Villescaz, President

_____
Michael McKibbin, Ed.D., Vice President

_____
Zima Creason, Clerk

_____
Pam Costa, Member

_____
Saul Hernandez, Member

Board of Education
San Juan Unified School District
Sacramento County, California

This resolution replaces Resolution No. 3008 adopted by the Board on September 8, 2020

	2020-21 Calculations			2021-22 Calculations		
	Extracted Data	Adjustments*	Entered Data/ Totals	Extracted Data	Adjustments*	Entered Data/ Totals
A. PRIOR YEAR DATA (2019-20 Actual Appropriations Limit and Gann ADA are from district's prior year Gann data reported to the CDE)		**2019-20 Actual**			**2020-21 Actual**	
1. FINAL PRIOR YEAR APPROPRIATIONS LIMIT (Preload/Line D11, PY column)	272,306,435.65		272,306,435.65			282,463,465.70
2. PRIOR YEAR GANN ADA (Preload/Line B3, PY column)	37,792.22		37,792.22			37,792.31
ADJUSTMENTS TO PRIOR YEAR LIMIT		**Adjustments to 2019-20**			**Adjustments to 2020-21**	
3. District Lapses, Reorganizations and Other Transfers						
4. Temporary Voter Approved Increases						
5. Less: Lapses of Voter Approved Increases						
6. TOTAL ADJUSTMENTS TO PRIOR YEAR LIMIT (Lines A3 plus A4 minus A5)			0.00			0.00
7. ADJUSTMENTS TO PRIOR YEAR ADA (Only for district lapses, reorganizations and other transfers, and only if adjustments to the appropriations limit are entered in Line A3 above)						
B. CURRENT YEAR GANN ADA (2020-21 data should tie to Principal Apportionment Software Attendance reports and include ADA for charter schools reporting with the district)		**2020-21 P2 Report**			**2021-22 P2 Estimate**	
1. Total K-12 ADA (Form A, Line A6)	37,509.32		37,509.32	37,199.03		37,199.03
2. Total Charter Schools ADA (Form A, Line C9)	282.99		282.99	282.99		282.99
3. TOTAL CURRENT YEAR P2 ADA (Line B1 plus B2)			37,792.31			37,482.02
C. CURRENT YEAR LOCAL PROCEEDS OF TAXES/STATE AID RECEIVED		**2020-21 Actual**			**2021-22 Budget**	
TAXES AND SUBVENTIONS (Funds 01, 09, and 62)						
1. Homeowners' Exemption (Object 8021)	853,235.30		853,235.30	844,657.00		844,657.00
2. Timber Yield Tax (Object 8022)	27.72		27.72	0.00		0.00
3. Other Subventions/In-Lieu Taxes (Object 8029)	0.00		0.00	0.00		0.00
4. Secured Roll Taxes (Object 8041)	97,088,532.58		97,088,532.58	96,982,588.00		96,982,588.00
5. Unsecured Roll Taxes (Object 8042)	3,511,451.97		3,511,451.97	2,963,916.00		2,963,916.00
6. Prior Years' Taxes (Object 8043)	1,126,534.44		1,126,534.44	785,708.00		785,708.00
7. Supplemental Taxes (Object 8044)	2,603,972.62		2,603,972.62	3,775,579.00		3,775,579.00
8. Ed. Rev. Augmentation Fund (ERAF) (Object 8045)	15,130,520.46		15,130,520.46	15,251,608.00		15,251,608.00
9. Penalties and Int. from Delinquent Taxes (Object 8048)	0.00		0.00	0.00		0.00
10. Other In-Lieu Taxes (Object 8082)	23,016.48		23,016.48	0.00		0.00
11. Comm. Redevelopment Funds (objects 8047 & 8625)	230,258.50		230,258.50	166,100.00		166,100.00
12. Parcel Taxes (Object 8621)	0.00		0.00	0.00		0.00
13. Other Non-Ad Valorem Taxes (Object 8622) (Taxes only)	0.00		0.00	0.00		0.00
14. Penalties and Int. from Delinquent Non-LCFF Taxes (Object 8629) (Only those for the above taxes)	0.00		0.00	0.00		0.00
15. Transfers to Charter Schools in Lieu of Property Taxes (Object 8096)						
16. TOTAL TAXES AND SUBVENTIONS (Lines C1 through C15)	120,567,550.07	0.00	120,567,550.07	120,770,156.00	0.00	120,770,156.00
OTHER LOCAL REVENUES (Funds 01, 09, and 62)						
17. To General Fund from Bond Interest and Redemption Fund (Excess debt service taxes) (Object 8914)	0.00		0.00	0.00		0.00
18. TOTAL LOCAL PROCEEDS OF TAXES (Lines C16 plus C17)	120,567,550.07	0.00	120,567,550.07	120,770,156.00	0.00	120,770,156.00

	2020-21 Calculations			2021-22 Calculations		
	Extracted Data	Adjustments*	Entered Data/ Totals	Extracted Data	Adjustments*	Entered Data/ Totals
EXCLUDED APPROPRIATIONS						
19. Medicare (Enter federally mandated amounts only from objs. 3301 & 3302; do not include negotiated amounts)			3,925,053.00			4,011,518.00
OTHER EXCLUSIONS						
20. Americans with Disabilities Act						
21. Unreimbursed Court Mandated Desegregation Costs						
22. Other Unfunded Court-ordered or Federal Mandates						
23. TOTAL EXCLUSIONS (Lines C19 through C22)			3,925,053.00			4,011,518.00
STATE AID RECEIVED (Funds 01, 09, and 62)						
24. LCFF - CY (objects 8011 and 8012)	274,942,881.00		274,942,881.00	290,022,843.00		290,022,843.00
25. LCFF/Revenue Limit State Aid - Prior Years (Object 8019)	(99,471.99)		(99,471.99)	0.00		0.00
26. TOTAL STATE AID RECEIVED (Lines C24 plus C25)	274,843,409.01	0.00	274,843,409.01	290,022,843.00	0.00	290,022,843.00
DATA FOR INTEREST CALCULATION						
27. Total Revenues (Funds 01, 09 & 62; objects 8000-8799)	541,127,505.81		541,127,505.81	500,525,756.00		500,525,756.00
28. Total Interest and Return on Investments (Funds 01, 09, and 62; objects 8660 and 8662)	632,666.32		632,666.32	505,252.00		505,252.00
D. APPROPRIATIONS LIMIT CALCULATIONS	**2020-21 Actual**			**2021-22 Budget**		
PRELIMINARY APPROPRIATIONS LIMIT						
1. Revised Prior Year Program Limit (Lines A1 plus A6)			272,306,435.65			282,463,465.70
2. Inflation Adjustment			1.0373			1.0573
3. Program Population Adjustment (Lines B3 divided by [A2 plus A7]) (Round to four decimal places)			1.0000			0.9918
4. PRELIMINARY APPROPRIATIONS LIMIT (Lines D1 times D2 times D3)			282,463,465.70			296,199,703.58
APPROPRIATIONS SUBJECT TO THE LIMIT						
5. Local Revenues Excluding Interest (Line C18)			120,567,550.07			120,770,156.00
6. Preliminary State Aid Calculation						
a. Minimum State Aid in Local Limit (Greater of $120 times Line B3 or $2,400; but not greater than Line C26 or less than zero)			4,535,077.20			4,497,842.40
b. Maximum State Aid in Local Limit (Lesser of Line C26 or Lines D4 minus D5 plus C23; but not less than zero)			165,820,968.63			179,441,065.58
c. Preliminary State Aid in Local Limit (Greater of Lines D6a or D6b)			165,820,968.63			179,441,065.58
7. Local Revenues in Proceeds of Taxes						
a. Interest Counting in Local Limit (Line C28 divided by [Lines C27 minus C28] times [Lines D5 plus D6c])			335,226.83			303,352.20
b. Total Local Proceeds of Taxes (Lines D5 plus D7a)			120,902,776.90			121,073,508.20
8. State Aid in Proceeds of Taxes (Greater of Line D6a, or Lines D4 minus D7b plus C23; but not greater than Line C26 or less than zero)			165,485,741.80			179,137,713.38
9. Total Appropriations Subject to the Limit						
a. Local Revenues (Line D7b)			120,902,776.90			
b. State Subventions (Line D8)			165,485,741.80			
c. Less: Excluded Appropriations (Line C23)			3,925,053.00			
d. TOTAL APPROPRIATIONS SUBJECT TO THE LIMIT (Lines D9a plus D9b minus D9c)			282,463,465.70			

	2020-21 Calculations			2021-22 Calculations		
	Extracted Data	Adjustments*	Entered Data/ Totals	Extracted Data	Adjustments*	Entered Data/ Totals
10. Adjustments to the Limit Per Government Code Section 7902.1 (Line D9d minus D4; if negative, then zero)			0.00			
If not zero report amount to: Keely Bosler, Director, State Department of Finance, Attention: School Gann Limits, State Capitol, Room 1145, Sacramento, CA 95814						
SUMMARY	**2020-21 Actual**			**2021-22 Budget**		
11. Adjusted Appropriations Limit (Lines D4 plus D10)			282,463,465.70			296,199,703.58
12. Appropriations Subject to the Limit (Line D9d)			282,463,465.70			

* Please provide below an explanation for each entry in the adjustments column.

Kristi Blandford
Gann Contact Person

916-971-7268
Contact Phone Number

SAN JUAN UNIFIED SCHOOL DISTRICT
BOARD OF EDUCATION

AGENDA ITEM: G-8

MEETING DATE: 09/14/2021

SUBJECT: Associated Student Body (ASB) Funds

CHECK ONE:
For Discussion: ☐
For Action: ☒
Report: ☐
Workshop: ☐
Recognition: ☐
Emergency Action: ☐

DEPARTMENT: Fiscal Services

ACTION REQUESTED:
The superintendent is recommending that the board adopt Resolution No. 3075 regarding ASB funds.

RATIONALE/BACKGROUND:
The Associated Student Body (ASB) funds have been greatly impacted in a negative way because of the COVID-19 pandemic. The students were unable to conduct fundraisers and hold their ASB events. The lack of funds raised in 2020-2021 would prohibit ASB's from holding their ASB events in 2021-2022. We would like to provide temporary financial relief for the ASBs for 2021-2022 only by allowing district funds to supplement ASB funds.

ATTACHMENT(S):
A: Resolution No. 3075

BOARD COMMITTEE ACTION/COMMENT:
N/A

PREVIOUS STAFF/BOARD ACTION:
Superintendent's Cabinet: 09/07/2021

FISCAL IMPACT:
Current Budget: $ N/A
Additional Budget: $ Unknown
Funding Source: Base
(Unrestricted Base, Supplemental, other restricted, etc.)
Current Year Only ☐ On-going ☐

LCAP/STRATEGIC PLAN:
Goal: N/A Focus: N/A
Action: N/A

Strategic Plan: N/A

PREPARED BY: Jennifer Stahlheber, Chief Financial Officer

APPROVED BY: Kent Kern, Superintendent of Schools

SAN JUAN UNIFIED SCHOOL DISTRICT
RESOLUTION NO. 3075

RESOLUTION REGARDING THE CLASS OF 2021 AND CLASS OF 2022 ASSOCIATED STUDENT BODY (ASB) FUNDS

WHEREAS, the COVID-19 crisis has prompted the cancellation of many Associated Student Body (ASB) events that are important to students, parents, staff and the community. Field trips, proms, athletics and graduation are among the events affected by the current circumstances; and

WHEREAS, the San Juan Unified School District organized and unorganized Student Body funds have had difficulty raising funds and many events have been cancelled. Generally, regarding any unspent or remaining ASB funds at the end of the year, those funds should remain with that school's ASB; and

WHEREAS, in these unprecedented times, a need for creative solutions within the boundaries of the various statutory provisions and the need for one-time relief resulting from the COVID-19 pandemic; and

WHEREAS, the Education Code provisions regarding ASB do not provide allowances for school closures and extraordinary circumstances and therefore, a school district or charter may wish to make alternative accommodations given the current COVID-19 circumstances with the use of a board resolution; and

WHEREAS, the San Juan Unified School District organized ASB accounts, clubs and Class of 2021 and clubs and Class of 2022 are requesting assistance from the district for the costs related to expenses in the 2021-22 school year only; and

WHEREAS, requests for assistance will be reviewed and approved by cabinet members on a case-by-case basis; and

WHEREAS, this resolution applies exclusively to the current school year and is not intended to establish precedent.

NOW, THEREFORE, IT IS HEREBY RESOLVED that the San Juan Unified School District Board of Education hereby approves the use of district funds to support ASB activities during the 2021-22 school year.

The foregoing Resolution was adopted BY THE San Juan Unified School District Board of Education at a meeting of the Board on September 14, 2021, by the following vote:

AYES:
NOES:
ABSENT:
ABSTAIN:

Paula Villescaz, President
San Juan Unified School District
Board of Education

Attest:

Zima Creason, Clerk
San Juan Unified School District
Board of Education

SAN JUAN UNIFIED SCHOOL DISTRICT
BOARD OF EDUCATION

AGENDA ITEM: G-9

MEETING DATE: 09/14/2021

SUBJECT: Certification of Absence: Paula Villescaz

CHECK ONE:
For Discussion: ☐
For Action: ☒
Report: ☐
Workshop: ☐
Recognition: ☐
Emergency Action: ☐

DEPARTMENT: Administration

ACTION REQUESTED:
The board is asked to certify that the August 24, 2021, absence of Board Member Paula Villescaz occurred due to a hardship (family matter).

RATIONALE/BACKGROUND:
Per Education Code Section 35120(c) and Board Bylaw 9250, a board member may be compensated for a missed meeting due to illness, jury duty, performing services outside the meeting for the school district or a hardship deemed acceptable by the board.

ATTACHMENT(S):
N/A

BOARD COMMITTEE ACTION/COMMENT:
N/A

PREVIOUS STAFF/BOARD ACTION:
Superintendent's Cabinet: 09/07/2021

FISCAL IMPACT:
Current Budget: $ N/A
Additional Budget: $ N/A
Funding Source: N/A
(Unrestricted Base, Supplemental, other restricted, etc.)
Current Year Only: ☐ On-going: ☐

LCAP/STRATEGIC PLAN:
Goal: N/A
Focus: N/A
Action: N/A
Strategic Plan: N/A

APPROVED BY: Kent Kern, Superintendent of Schools KK

:sc

SAN JUAN UNIFIED SCHOOL DISTRICT
BOARD OF EDUCATION

AGENDA ITEM: I-1

MEETING DATE: 09/14/2021

SUBJECT: Summer Learning

DEPARTMENT: Division of Teaching and Learning

CHECK ONE:
For Discussion: ☐
For Action: ☐
Report: ☒
Workshop: ☐
Recognition: ☐
Emergency Action: ☐

ACTION REQUESTED:
The superintendent is recommending that the board hear the report on summer learning opportunities for the summer of 2021.

RATIONALE/BACKGROUND:
The intent of this report is to highlight the innovative programs and opportunities that occurred this summer for both student and adult learning. As a result of distance and hybrid learning in the 2021 school year, the San Juan Unified School District used the existing summer school funds as well as the Expanded Learning Opportunities (ELO) Grant to support and expand summer programs. The ELO Grant provides supplement instruction and support to students, including those identified as needing academic, social emotional, and other supports. Over the next three years, this grant will provide the district the opportunity to implement a comprehensive and responsive learning recovery program. In an effort to be responsive with the allocations, sites were given local control to determine what actions would best meet the needs of students based on conducting needs assessment. This summer our school sites, collaborating with community partners, created high interest learning opportunities for students across the district. Each site was able to create and build programs to meet the needs of all students.

In addition, summertime in San Juan typically serves as a powerful launching point for professional learning and this summer was even more critical, as a result, adult learning was also a key area of focus. In preparation for a return to in-person, full-time instruction, San Juan staff had a wide variety of ways to connect and engage in professional learning. Whether it was learning-teams, book studies, in-person, or virtual, certificated, classified, and management engaged in professional development focused on equity, curriculum and instruction, technology, and social emotional strategies and supports.

ATTACHMENT(S):
A: Presentation

BOARD COMMITTEE ACTION/COMMENT:
N/A

PREVIOUS STAFF/BOARD ACTION:
Superintendent's Cabinet: 09/07/2021

FISCAL IMPACT:
Current Budget: $ N/A
Additional Budget: $ N/A
Funding Source: N/A
(Unrestricted Base, Supplemental, other restricted, etc.)
Current Year Only ☒ On-going ☐

LCAP/STRATEGIC PLAN:
Goal: 1&2 Focus: All
Action: N/A

Strategic Plan: N/A

PREPARED BY: Kristan Schnepp, Assistant Superintendent, Secondary Education and Programs KS
Amberlee Townsend, Assistant Superintendent, Elementary Education and Programs AT

APPROVED BY: Melissa Bassanelli, Deputy Superintendent, Schools and Student Support MB
Kent Kern, Superintendent of Schools KK

Summer Learning

San Juan Unified School District
Board of Education
September 14, 2021

Kristan Schnepp, Assistant Superintendent, Secondary Education and Programs
Amberlee Townsend-Snider, Assistant Superintendent, Elementary Education and Programs

1

Summer Program Highlight









2

Elementary Expanded Learning Opportunities Partners: Imagining the Possibilities

- Over 20 community partnerships
- 24 participating elementary schools
- 1,919 students served



3

San Juan Unified School District

Elementary Summer Highlights & Reflections

(video)

"I learned that positive experiences build confidence" - Danielle

"Summer Camp brought our absent students back onto campus" - Michelle

"After camp, I feel like I can be more of a leader." - Sir-Zamir

4

San Juan Unified School District

Partnerships with Orangevale, Mission Oaks and Cordova Recreation and Park Districts



"Pershing Elementary students and families were incredibly grateful for the opportunity to participate in programs through our local Orangevale Parks and Recreation Department"

"Participation would have been difficult due to cost, but because of the scholarship funds made available, students had a blast engaging in many different activities, such as recycling crew, dance and art classes!"

5

San Juan Unified School District

Following Elementary Students into the 2021-2022 School Year

How did your summer experience prepare you for the new school year?



- Confidence Building
- Managing Emotions
- Becoming a Leader

6

San Juan Unified School District

Middle School High Interest Summer Program







- 500 students
- 60 enrichment classes
- 40 teachers
- 6 locations

Bicycle Repair, Water Rockets, Creative Writing, Ceramics, Video Production, Craft Box Guitars, Drone Photography, Robotics, and much more!

7

Math Camp: Making Connections

- 270 Students
- Sharpening Math Skills
- Problem Solving
- Creating
- Applying



8

High School Credit Recovery: Students Supported

Seat Based

Student enrolled	Courses completed	Credits earned
1,652	1,334	6,670

Independent Study

Students enrolled	Courses completed	Credits earned
1,645	1,788	8,940

9

San Juan Unified School District

High School Credit Recovery



- 9 Schools
- Seat Based
- Distance Learning
- Hybrid
- Apex

10

San Juan Unified School District

ELO Partnerships: High School

Positive Psychology Program
5 Day
13 students

Volleyball Clinic
3 days
11 students

Sports and Society
5 days
15 students

JROTC Drill
3 days
29 students

Jazz Band
19 days
17 students

Marching Band and Color Guard
19 days
60 students

Summer AP Calculus AB Pre-Calculus
8 days
22 students

Student Government
3 days
30 students

11

K-1 Boost

Provided an enriching reading and writing program for 1,232 of our rising 1st grade scholars

- Offered at 19 sites
- Co-taught with 2 teachers – 2:14 ratio
- Focused on literacy and school readiness
- Included a parental involvement component
- Included literacy kit and backpack for each student



12

Camp Invention

Academic language and engagement through invention and creativity

70.6% of Camp Invention students showed improvement in academic and mathematical language

Total participation in 1st - 8th grade: 1,169

"Camp Invention at Arcade Middle School was an uplifting and engaging experience for both students and teachers alike. It afforded students the opportunity for innovation, collaboration, and problem solving in a safe and supportive environment." -Stephanie King, Admin



13

San Juan Unified School District

Camp Kinder

Providing routines, procedures, and hands-on learning experiences for 102 incoming kindergarten scholars

Parents and teachers said students enjoyed attending and positive relationships were built

Exceptional social growth

Prepared for Kindergarten



14

San Juan Unified School District

Longterm English Learner Camp

Highlights and Celebrations

- 1,486 counselor visits in the six weeks of summer school
- 21 classroom presentations by counselors
- 2 students completed their courses to graduate
- 304 APEX courses completed
- 1,520 APEX credits recovered
- 248 middle achool students completed an English support class
- 491 high school students earned 2,455 English language development credits towards graduation

(video)

15

Newcomer Camp

Welcoming Activities

- Two Sessions: three weeks each
- Monday - Friday 5 hours a day
- APEX Platform and English language development
- 30 minutes Physical fitness daily
- 1 field trip each session: IMAX movie & bowling
- Counselor – Transcript analysis, graduation check, and college and career support





16

Adult Learning: Preparing for the Possibilities

Staff readied themselves for the promising year ahead

Classified Staff PD

"Having the options for different breakout rooms & topics to be able to do virtually was so, so wonderful. I love the format. So nice to finally have IA training! I know it was a ton of work and I so appreciate it!"

-Instructional Assistant, August 9 Professional Learning

New Practitioner Support



812 participants



17

San Juan Unified School District

Adult Learning: Realizing the Possibilities

Professional learning resulted in immediate impact for our practitioners in a variety of ways

Directly shifting policies and practices to be more focused on equity and inclusion

Resulting in new thinking and awareness around implicit biases

Inspiring practitioners to select more inclusive instructional resources

Making immediate changes to classroom practices, using specific strategies learned in PD

Using a variety of assessment approaches to gather more precise, actionable data

18

San Juan Unified School District

Adult Learning: Imagining the Possibilities

Practitioners engaged in learning about new and current curriculum for their classrooms

Twig Science | **New Curriculum Pilots** | **Curriculum Support**



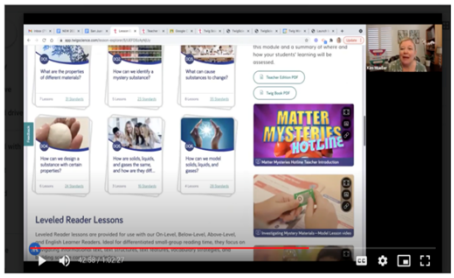

470 participants

Adult Learning: Creating Possibilities

Practitioners collaborated around powerful instructional practices for all students

Book and Podcast Studies | **Asynchronous Courses** | **Synchronous Experiences**



451 participants

Adult Learning: Opening Possibilities

Staff engaged in deepening their anti-racist practices through reflection, reading, and discussion

Book Studies	Online Courses	Synchronous Learning



EQUITY WORKSHOPS

- Social Justice and Teaching Tolerance in Social Studies
- LGBTQ+ Education and Inclusive Practices
- Creating an Inclusive School Environment
- The Trauma of Racism



BOOK STUDIES

- Blindspot - Mahzarin R. Banaji & Anthony G. Greenwald
- How to Be An Anti-Racist - Ibram X. Kendi
- So You Want To Talk About Race - Ijeoma Oluo
- We Want to do More Than Survive- Bettina Love
- Latina Teachers- Creating Careers and Guarding Culture by Glenda Flores
- Start Here, Start Now: A Guide to Anti-bias and Antiracist Work in Your School Community
- The Writing Revolution/The Anti-Racist Writing Workshop- (geared for 4th-8th grade)



854 participants

b.love

Next Steps

ELO Coordinators are gathering feedback to determine student progress and/or program impact through:

- Regular attendance (all)
- Student surveys (social emotional learning/connectedness)
- Indicators of learning (academic)
- Individual student goal setting

Additional questions we are asking to inform 2021-2022 summer programs:

- What went well?
- What needs adjusting?

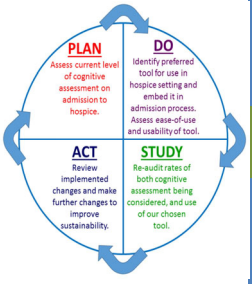

SAN JUAN UNIFIED SCHOOL DISTRICT
BOARD OF EDUCATION

AGENDA ITEM: I-2

MEETING DATE: 09/14/2021

SUBJECT: 2020-2021 Unaudited Actuals and 2021-2022 Budget Revisions

DEPARTMENT: Fiscal Services

CHECK ONE:

For Discussion:	☐
For Action:	☒
Report:	☐
Workshop:	☐
Recognition:	☐
Emergency Action:	☐

ACTION REQUESTED:
The superintendent is recommending that the board accept the 2020-2021 unaudited actuals and approve revisions to the San Juan Unified School District's 2021-2022 budget.

RATIONALE/BACKGROUND:
This document reflects the unaudited actuals for the 2020-2021 fiscal year and revisions to the 2021-2022 budget. Revisions to the district budget and the LCFF supplemental budget are in alignment with the LCAP goals and actions, and are necessitated by operational decisions, fluctuations in personnel costs (salary, benefits, payroll), and changes in school site SPSA goals and expenditures.

The 2020-2021 Unaudited Actuals will be sent to Sacramento County Office of Education.

ATTACHMENT(S):
A: 2020-2021 Unaudited Actuals and 2021-2022 Revised Budget and PowerPoint Presentation

BOARD COMMITTEE ACTION/COMMENT:
N/A

PREVIOUS STAFF/BOARD ACTION:

2020-2021 Budget Adoption	06/09/2020	2020-2021 Second Interim Report	03/09/2021
2019-2020 Unaudited Actuals and		2021-2022 Budget Hearing & Adoption	06/08/2021
2020-2021 Budget Revisions	09/08/2020	Superintendent's Cabinet	09/07/2021
2020-2021 First Interim Report	12/15/2020		

FISCAL IMPACT:
Current Budget: $ N/A
Additional Budget: $ N/A
Funding Source: N/A
(Unrestricted Base, Supplemental, other restricted, etc.)
Current Year Only ☐ On-going ☐

LCAP/STRATEGIC PLAN:
Goal: N/A Focus: N/A
Action: N/A

Strategic Plan: N/A

PREPARED BY: Kristi Blandford, Director, Fiscal Services
Jennifer Stahlheber, Chief Financial Officer

APPROVED BY: Kent Kern, Superintendent of Schools

San Juan Unified School District

2020-21 Unaudited Actuals

with 2021-22 Revised Budget

Presented to the Board of Education
September 14, 2021





3738 Walnut Avenue
Carmichael, CA 95608
www.sanjuan.edu

SAN JUAN UNIFIED SCHOOL DISTRICT

2020-21 Unaudited Actuals and 2021-22 Budget

TABLE OF CONTENTS

Board of Education and Administration 4
Overview and Introduction 5
SACS Financial Detail 13
FORM
01 General Fund/County School Service Fund 15
PGM General Fund Education Protection Account 34
08 Student Activity Special Revenue Fund 38
09 Charter Schools Special Revenue Fund 47
PGM Charter Schools Education Protection Account 60
10 Special Education Pass-Through Fund 64
11 Adult Education Fund 72
12 Child Development Fund 84
13 Cafeteria Special Revenue Fund 94
14 Deferred Maintenance Fund 104
21 Building Fund 114
25 Capital Facilities Fund 125
35 County Schools Facilities Fund 135
40 Special Reserve Fund for Capital Outlay Projects 146
51 Bond Interest and Redemption Fund 157
67 Self-Insurance Fund 166
A Average Daily Attendance 177
ASSET Schedule of Capital Assets 180
CA Unaudited Actuals Certification 181
CAT Schedule for Categoricals 183
CEA Current Expense Formula/Minimum Classroom Comp.-Actuals 217
DEBT Schedule of Long-Term Liabilities 218
ESMOE Every Student Succeeds Act Maintenance of Effort 219
GANN Appropriations Limit Calculations 222
ICR Indirect Cost Rate Worksheet 225
L Lottery Report 230
PCRAF Program Cost Report Schedule of Allocation Factors 231
PCR Program Cost Report 232
SIAA Summary of Interfund Activities – Actuals 237
SEMA Special Education MOE Actual vs. Actual Comparison 239
SEMB Special Education MOE Budget vs. Actual Comparison 248

GOVERNANCE BOARD



Michael McKibbin, Ed.D.	**Saul Hernandez**	**Pam Costa**	**Zima Creason**	**Paula Villescaz**	**Kent Kern**
Vice President	*Member*	*Member*	*Clerk*	*President*	*Superintendent*

DOCUMENT PREPARATION

Jennifer Stahlheber
Chief Financial Officer

Kristi Blandford
Director, Fiscal Services

Susan Kane
Director, Business Support Services

Barbara Gross
Manager, Fiscal Services

Pattie Colvin
Manager, Fiscal Services

Jennifer Lee
Budget Analyst

Sharon Rew
Position Control Specialist

Dina Geiss
Coordinator Fiscal Support Training

Laura Longo
Administrative Assistant

Entire Fiscal Services Staff

OVERVIEW AND INTRODUCTION

FINANCIAL OVERVIEW

The San Juan Unified School District financial status is comprised of three major components: (1) Fund Balance (Ending and Beginning Balance); (2) Revenues; and (3) Expenditures. This document reflects unaudited actual figures for 2020-21, and the revised budget for 2021-22. Multi-year projections for 2022-23 and 2023-24 will be published with the First Interim Report in December.

DISTRICT MISSION

Valuing diversity and excellence, the San Juan Unified School District's mission is to educate and inspire each student to succeed and responsibly contribute to a radically evolving world by providing innovative, rigorous, student-focused instruction and programs in a safe, caring, and collaborative learning community.

SHARED BELIEFS

We Believe That:

- Every person is unique and has equal worth.
- Everyone can and will learn.
- People learn in different ways and at varied paces.
- Education is the shared responsibility of students, families, teachers, staff and community.
- Quality education expands opportunities throughout a person's life.
- Challenging people to meet high expectations leads to exceptional learning and remarkable results.
- Nurturing relationships and healthy environments are necessary for individuals to thrive.
- Diversity is a valuable asset that strengthens and enriches our community.
- Personal development and community well-being depend on individual responsibility.
- Everyone benefits when people willingly contribute to the well-being of others.
- Honesty and integrity are essential to build trusting relationships.
- Access to quality public education is essential to our democracy.

CORE COMMITMENTS

- Prioritize resources to close achievement gaps, improve teaching and learning, recruit and retain high quality employees and help all students reach their potential.
- Provide sound fiscal stewardship of community resources.
- Build trust by sharing useful, transparent fiscal information.
- Adopt a budget that consistently balances on-going revenues and expenditures to avoid a structural deficit.
- Preserve an ending fund balance that ensures integrity and stability of the district.

CORE MESSAGES

- The country is currently in the second year of the most significant pandemic in over 100 years.
- The budget act signed by the governor in June improved K-12 education funding significantly from the May revision, primarily due to an increase to Special Education funding, the use of one-time state and federal funds, and the elimination of significant payment deferrals. Both solutions mask the true financial situation of the district as we have experienced enrollment and attendance fluctuations that could be largely attributed to the pandemic.
- The district will continue to exercise caution and flexibility in long-term fiscal planning and is committed to presenting solutions to a balanced budget in the coming months. The budget will support on-going expenditures with on-going revenues and meet the requirements of a positive certification.

EDUCATION PROTECTION ACCOUNT (EPA)

The Education Protection Account (EPA) was created with the passage of Proposition 30 in 2012 and extended with the passage of Proposition 55. The EPA is used to fund instructional costs listed on pages 34 (Fund 01) and 60 (Fund 09) of the budget document.

PROPOSITION 55

Proposition 55 was passed by voters in November 2016. It extends the temporary personal income tax increase first enacted by Proposition 30. While the higher tax rates for high-income earners will be extended for an additional 12 years (though 2030), the sales tax increase expired at the end of 2016.

SIGNIFICANT CHANGES SINCE BUDGET ADOPTION

Slight revisions were made to K-12 funding during the final 2021-22 state budget act.

Item	Budget Revision (September)
Special Education revenues	Approximately $3.5 million increase to Special Education Programs
One-time federal stimulus funds appropriated	Approximately $116.6 million allocated to San Juan USD

ONE-TIME STIMULUS FUNDS

Source of Funds	Fund Type	Sample Uses	Amount
American Rescue Plan (ARP) Act – Elem/Secondary School Emergency Relief Fund (ESSER III) *(Deadline 9/30/24)*	Restricted Federal	Staff preparation, prof development, PPE and safety measures, technology devices and access, learning software, facility preparation, meal program support, summer school, strategies and implementing public health protocols	$115,658,171
Coronavirus response and relief Supplemental Appropriations (CRRSA) Act – ESSER II *(Deadline 9/30/23)*	Restricted Federal	PPE, facility preparation, process automation software, pay for front-line staff, unexpected operational supports, technology devices and access, learning software, facility preparation, meal program support, summer school	$976,030 Increase to Apportionment
Coronavirus Aid, Relief and Economic Certainty (CARES) Act – ESSER *(Deadline 9/30/2022)*	Restricted Federal	PPE, facility preparation, process automation software, pay for front-line staff, unexpected operational supports	$12,246 Increase to Apportionment
TOTAL			**$116,646,447**

2020-21 UNAUDITED ACTUALS

ALL FUNDS

FUND	Beginning Balance	Revenues	Expenses	Other Financing	Surplus/ (Deficit)	Ending Balance
Supplemental/Concentrn	4,330,412	34,781,689	32,391,694	(3,009,529)	(619,534)	3,710,878
Base / Other	47,031,634	340,611,430	262,190,406	(59,127,955)	19,293,069	66,324,703
Total Unrestricted	51,362,046	375,393,119	294,582,100	(62,137,484)	18,673,535	70,035,581
Total Restricted	26,964,387	162,419,581	186,976,479	40,249,016	15,692,118	42,656,505
GENERAL FUND	**78,326,433**	**537,812,700**	**481,558,579**	**(21,888,468)**	**34,365,653**	**112,692,086**
Charter Schools	1,317,937	3,314,805	2,912,044	(224,526)	178,236	1,496,173
SPED (SELPA)	0	4,789,482	4,789,482	0	0	0
Adult Education	1,733,310	3,533,840	2,888,364	(90,300)	555,177	2,288,487
Child Development	2,558,674	19,988,754	21,177,201	2,915,000	1,726,553	4,285,227
Cafeteria	4,002,887	6,677,799	11,363,818	3,492,225	(1,193,794)	2,809,092
Deferred Maintenance	1,223,133	14,984	1,606,636	2,000,000	408,348	1,631,481
SPECIAL REVENUE	**10,835,941**	**38,319,664**	**44,737,544**	**8,092,399**	**1,674,519**	**12,510,460**
Building	98,739,573	3,550,117	127,805,789	184,654,071	60,398,399	159,137,972
Capital Facilities	964,665	3,662,629	34,631	0	3,627,998	4,592,663
County School Facilities	482	3,143,614	0	(3,141,743)	1,871	2,353
Special (Prop 39)	146,247	696	146,943	0	(146,247)	0
CAPITAL PROJECTS	**99,850,967**	**10,357,055**	**127,987,363**	**181,512,328**	**63,882,021**	**163,732,988**
SELF INSURANCE	**36,651,676**	**20,633,519**	**22,178,023**	**12,900,000**	**11,355,496**	**48,007,172**
TOTAL	**225,665,017**	**607,122,938**	**676,461,508**	**180,616,260**	**111,277,689**	**336,942,706**

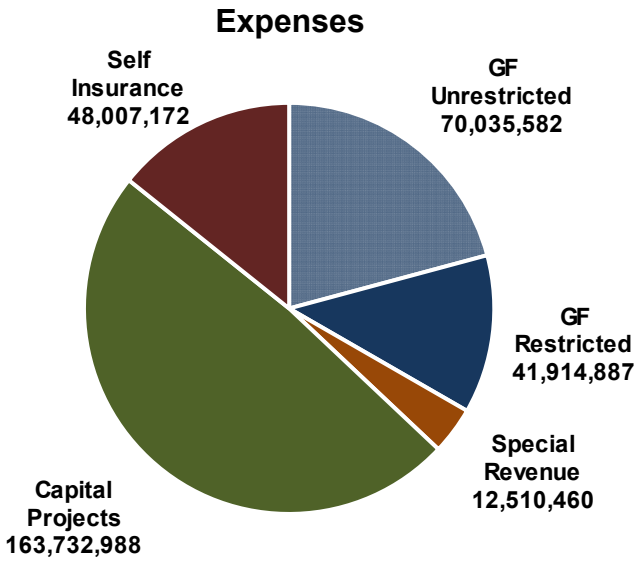

2020-21 UNAUDITED ACTUALS

UNRESTRICTED GENERAL FUND

	Adopted Budget	Budget Act	1st Interim	2nd Interim	Estimated Actuals	Unaudited Actuals
Revenues	**345,392,477**	**375,981,885**	**376,600,180**	**374,305,471**	**373,928,679**	**375,393,119**
Expenses						
Salaries/Benefits	292,016,756	292,024,072	288,845,862	285,331,609	283,445,284	279,494,760
Other Expenditures	21,893,712	21,886,275	23,905,978	23,905,978	23,474,213	15,087,339
Total Expenses	**313,910,468**	**313,910,347**	**312,751,840**	**308,239,042**	**306,919,497**	**294,582,099**
Other Financing	**(55,481,929)**	**(54,201,982)**	**(55,702,494)**	**(58,825,555)**	**(59,971,471)**	**(62,137,484)**
Surplus/(Deficit)	**(23,999,920)**	**7,869,556**	**8,145,846**	**7,240,874**	**7,037,711**	**18,673,536**
Beginning Balance	**40,760,784**	**51,362,046**	**51,362,046**	**51,362,046**	**51,362,046**	**51,362,046**
Ending Balance	**16,760,864**	**59,231,602**	**59,507,892**	**58,602,920**	**58,399,757**	**70,035,582**
Assigned	13,008,305	16,334,787	16,204,019	14,697,507	15,172,744	27,628,151
Unassigned	3,752,559	42,896,815	43,303,873	43,905,413	43,227,013	42,407,431

UNRESTRICTED WITH SUPPLEMENTAL BREAKOUT

	Adopted Budget			Unaudited Actuals Report		
	Supplemental Concentration	Base All Other	Total	Supplemental Concentration	Base All Other	Total
Revenues	**33,435,489**	**311,956,988**	**345,392,477**	**34,781,689**	**340,611,430**	**375,393,119**
Expenses						
Salaries/Benefits	28,778,158	263,238,598	292,016,756	26,698,995	252,795,765	279,494,760
Other Expenditures	6,506,507	15,387,205	21,893,712	5,692,699	9,394,640	15,087,339
Total Expenses	**35,284,665**	**278,625,803**	**313,910,468**	**32,391,694**	**262,190,405**	**294,582,099**
Other Financing	**(9,529)**	**(55,472,400)**	**(55,481,929)**	**(3,009,529)**	**(59,127,955)**	**(62,137,484)**
Surplus/(Deficit)	**(1,858,705)**	**(22,141,215)**	**(23,999,920)**	**(619,534)**	**19,293,070**	**18,673,536**
Beginning Balance	**4,095,010**	**36,665,774**	**40,760,784**	**4,330,412**	**47,031,634**	**51,362,046**
Ending Balance	**2,236,305**	**14,524,559**	**16,760,864**	**3,710,878**	**66,324,704**	**70,035,582**
Assigned	2,236,305	10,772,000	13,008,305	3,710,878	23,917,273	27,628,151
Unassigned		3,752,559	3,752,559		42,407,431	42,407,431

2021-22 REVISED BUDGET

ALL FUNDS

FUND	Beginning Balance	Revenues	Expenses	Other Financing	Surplus/ (Deficit)	Ending Balance
Supplemental/Concentrn	3,710,878	36,283,965	36,634,970	0	(351,005)	3,359,873
Base / Other	66,324,703	356,930,653	298,460,660	(60,427,189)	(1,957,196)	64,367,507
Total Unrestricted	70,035,581	393,214,618	335,095,630	(60,427,189)	(2,308,201)	67,727,380
Total Restricted	42,656,505	228,481,744	340,767,356	48,729,668	(63,555,944)	(20,899,439)
GENERAL FUND	**112,692,086**	**621,696,362**	**675,862,986**	**(11,697,521)**	**(65,864,145)**	**46,827,941**
Charter Schools	1,496,173	3,436,062	3,343,696	(237,324)	(144,958)	1,351,215
SPED (SELPA)	0	4,970,677	4,970,677	0	0	0
Adult Education	2,288,487	3,496,985	3,397,509	(93,476)	6,000	2,294,487
Child Development	4,285,227	20,167,285	24,769,430	4,469,893	(132,252)	4,152,975
Cafeteria	2,809,092	14,160,214	16,338,043	3,167,017	989,188	3,798,280
Deferred Maintenance	1,631,481	7,000	2,000,000	2,000,000	7,000	1,638,481
SPECIAL REVENUE	**12,510,460**	**46,238,223**	**54,819,355**	**9,306,110**	**724,978**	**13,235,438**
Building	159,137,972	2,294,395	83,537,452	391,411	(80,851,646)	78,286,326
Capital Facilities	4,592,663	1,256,000	60,000	0	1,196,000	5,788,663
County School Facilities	2,353	0	0	0	0	2,353
Special (Prop 39)	0	0	0	0	0	0
CAPITAL PROJECTS	**163,732,988**	**3,550,395**	**83,597,452**	**391,411**	**(79,655,646)**	**84,077,342**
SELF INSURANCE	**48,007,172**	**21,441,604**	**24,407,332**	**2,000,000**	**(965,728)**	**47,041,444**
TOTAL	**336,942,706**	**692,926,584**	**838,687,125**	**0**	**(145,760,541)**	**191,182,165**

Expenses

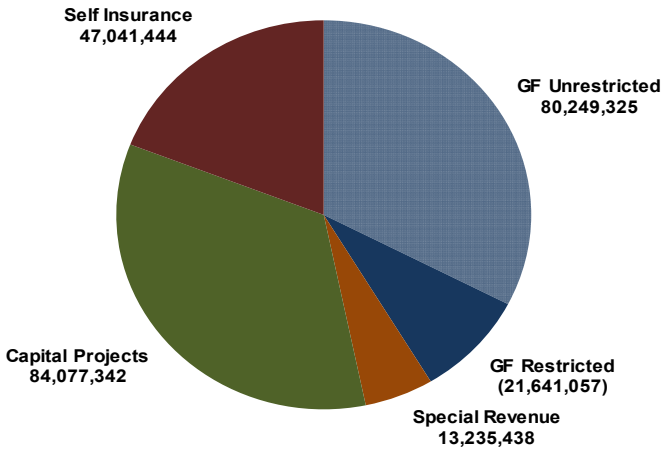

2021-22 REVISED BUDGET

UNRESTRICTED GENERAL FUND

	Adopted Budget	Budget Act	1st Interim	2nd Interim	Estimated Actuals	Unaudited Actuals
Revenues	**393,214,618**	**393,214,618**				
Expenses						
Salaries/Benefits	299,024,556	309,064,820				
Other Expenditures	26,030,810	26,030,810				
Total Expenses	**325,055,366**	**335,095,630**				
Other Financing	**(57,945,509)**	**(60,427,189)**				
Surplus/(Deficit)	**10,213,743**	**(2,308,201)**				
Beginning Balance	**58,399,757**	**70,035,582**				
Ending Balance	**68,613,500**	**67,727,381**				
Assigned	25,936,808	17,545,344				
Unassigned	42,676,692	41,906,085				

UNRESTRICTED WITH SUPPLEMENTAL BREAKOUT

	Adopted Budget			Budget Act (Sept)		
	Supplemental Concentration	Base All Other	Total	Supplemental Concentration	Base All Other	Total
Revenues	**36,283,965**	**356,930,653**	**393,214,618**	**36,283,965**	**356,930,653**	**393,214,618**
Expenses						
Salaries/Benefits	30,491,971	268,532,585	299,024,556	30,491,971	278,572,849	309,064,820
Other Expenditures	6,142,999	19,887,811	26,030,810	6,142,999	19,887,811	26,030,810
Total Expenses	**36,634,970**	**288,420,396**	**325,055,366**	**36,634,970**	**298,460,660**	**335,095,630**
Other Financing	**(8,355)**	**(57,937,154)**	**(57,945,509)**	**0**	**(60,427,189)**	**(60,427,189)**
Surplus/(Deficit)	**(359,360)**	**10,573,103**	**10,213,743**	**(351,005)**	**(1,957,196)**	**(2,308,201)**
Beginning Balance	**3,135,744**	**55,264,013**	**58,399,757**	**3,710,878**	**66,324,704**	**70,035,582**
Ending Balance	**2,776,384**	**65,837,116**	**68,613,500**	**3,359,873**	**64,367,508**	**67,727,381**
Assigned	2,776,384	23,160,424	25,936,808	3,359,873	14,185,471	17,545,344
Unassigned		42,676,692	42,676,692		41,906,085	41,906,085

This page left intentionally blank.

G = General Ledger Data; S = Supplemental Data

Form	Description	Data Supplied For: 2020-21 Unaudited Actuals	2021-22 Budget
01	General Fund/County School Service Fund	GS	GS
08	Student Activity Special Revenue Fund	G	G
09	Charter Schools Special Revenue Fund	G	G
10	Special Education Pass-Through Fund	G	G
11	Adult Education Fund	G	G
12	Child Development Fund	G	G
13	Cafeteria Special Revenue Fund	G	G
14	Deferred Maintenance Fund	G	G
15	Pupil Transportation Equipment Fund		
17	Special Reserve Fund for Other Than Capital Outlay Projects		
18	School Bus Emissions Reduction Fund		
19	Foundation Special Revenue Fund		
20	Special Reserve Fund for Postemployment Benefits		
21	Building Fund	G	G
25	Capital Facilities Fund	G	G
30	State School Building Lease-Purchase Fund		
35	County School Facilities Fund	G	G
40	Special Reserve Fund for Capital Outlay Projects	G	
49	Capital Project Fund for Blended Component Units		
51	Bond Interest and Redemption Fund	G	G
52	Debt Service Fund for Blended Component Units		
53	Tax Override Fund		
56	Debt Service Fund		
57	Foundation Permanent Fund		
61	Cafeteria Enterprise Fund		
62	Charter Schools Enterprise Fund		
63	Other Enterprise Fund		
66	Warehouse Revolving Fund		
67	Self-Insurance Fund	G	G
71	Retiree Benefit Fund		
73	Foundation Private-Purpose Trust Fund		
76	Warrant/Pass-Through Fund		
95	Student Body Fund		
A	Average Daily Attendance	S	S
ASSET	Schedule of Capital Assets	S	
CA	Unaudited Actuals Certification	S	
CAT	Schedule for Categoricals		
CEA	Current Expense Formula/Minimum Classroom Comp. - Actuals	GS	
CHG	Change Order Form		
DEBT	Schedule of Long-Term Liabilities	S	
ESMOE	Every Student Succeeds Act Maintenance of Effort	GS	
GANN	Appropriations Limit Calculations	GS	GS
ICR	Indirect Cost Rate Worksheet	GS	
L	Lottery Report	GS	
PCRAF	Program Cost Report Schedule of Allocation Factors	GS	
PCR	Program Cost Report	GS	

G = General Ledger Data; S = Supplemental Data

Form	Description	Data Supplied For: 2020-21 Unaudited Actuals	2021-22 Budget
SEA	Special Education Revenue Allocations		
SEAS	Special Education Revenue Allocations Setup (SELPA Selection)	S	S
SIAA	Summary of Interfund Activities - Actuals	G	

Description	Resource Codes	Object Codes	2020-21 Unaudited Actuals Unrestricted (A)	Restricted (B)	Total Fund col. A + B (C)	2021-22 Budget Unrestricted (D)	Restricted (E)	Total Fund col. D + E (F)	% Diff Column C & F
A. REVENUES									
1) LCFF Sources		8010-8099	365,471,834.99	2,061,615.00	367,533,449.99	380,513,416.00	2,152,202.00	382,665,618.00	4.1%
2) Federal Revenue		8100-8299	500.00	67,823,314.96	67,823,814.96	0.00	35,945,821.00	35,945,821.00	-47.0%
3) Other State Revenue		8300-8599	8,208,338.34	88,647,135.18	96,855,473.52	9,762,408.00	62,631,104.00	72,393,512.00	-25.3%
4) Other Local Revenue		8600-8799	1,712,446.25	3,887,515.66	5,599,961.91	2,938,794.00	3,145,949.00	6,084,743.00	8.7%
5) TOTAL, REVENUES			375,393,119.58	162,419,580.80	537,812,700.38	393,214,618.00	103,875,076.00	497,089,694.00	-7.6%
B. EXPENDITURES									
1) Certificated Salaries		1000-1999	156,364,264.06	55,547,355.78	211,911,619.84	161,501,930.00	40,567,420.00	202,069,350.00	-4.6%
2) Classified Salaries		2000-2999	38,513,803.64	27,688,031.83	66,201,835.47	42,588,268.00	29,469,742.00	72,058,010.00	8.8%
3) Employee Benefits		3000-3999	84,616,692.16	57,348,540.76	141,965,232.92	94,934,358.00	60,176,277.00	155,110,635.00	9.3%
4) Books and Supplies		4000-4999	4,854,402.77	30,863,693.19	35,718,095.96	8,679,130.00	64,146,505.00	72,825,635.00	103.9%
5) Services and Other Operating Expenditures		5000-5999	16,457,429.55	8,738,847.23	25,196,276.78	19,136,534.00	13,383,540.00	32,520,074.00	29.1%
6) Capital Outlay		6000-6999	17,760.88	650,986.23	668,747.11	4,359,600.00	73,000.00	4,432,600.00	562.8%
7) Other Outgo (excluding Transfers of Indirect Costs)		7100-7299 7400-7499	1,007,290.29	112,755.00	1,120,045.29	1,010,455.00	0.00	1,010,455.00	-9.8%
8) Other Outgo - Transfers of Indirect Costs		7300-7399	(7,249,543.43)	6,026,268.99	(1,223,274.44)	(7,154,909.00)	5,862,524.00	(1,292,385.00)	5.6%
9) TOTAL, EXPENDITURES			294,582,099.92	186,976,479.01	481,558,578.93	325,055,366.00	213,679,008.00	538,734,374.00	11.9%
C. EXCESS (DEFICIENCY) OF REVENUES OVER EXPENDITURES BEFORE OTHER FINANCING SOURCES AND USES (A5 - B9)			80,811,019.66	(24,556,898.21)	56,254,121.45	68,159,252.00	(109,803,932.00)	(41,644,680.00)	-174.0%
D. OTHER FINANCING SOURCES/USES									
1) Interfund Transfers									
a) Transfers In		8900-8929	100,000.00	0.00	100,000.00	0.00	0.00	0.00	-100.0%
b) Transfers Out		7600-7629	13,202,872.00	8,785,596.39	21,988,468.39	2,223,655.00	9,473,866.00	11,697,521.00	-46.8%
2) Other Sources/Uses									
a) Sources		8930-8979	0.00	0.00	0.00	0.00	0.00	0.00	0.0%
b) Uses		7630-7699	0.00	0.00	0.00	0.00	0.00	0.00	0.0%
3) Contributions		8980-8999	(49,034,612.15)	49,034,612.15	0.00	(55,721,854.00)	55,721,854.00	0.00	0.0%
4) TOTAL, OTHER FINANCING SOURCES/USES			(62,137,484.15)	40,249,015.76	(21,888,468.39)	(57,945,509.00)	46,247,988.00	(11,697,521.00)	-46.6%

Description	Resource Codes	Object Codes	2020-21 Unaudited Actuals Unrestricted (A)	Restricted (B)	Total Fund col. A + B (C)	2021-22 Budget Unrestricted (D)	Restricted (E)	Total Fund col. D + E (F)	% Diff Column C & F
E. NET INCREASE (DECREASE) IN FUND BALANCE (C + D4)			18,673,535.51	15,692,117.55	34,365,653.06	10,213,743.00	(63,555,944.00)	(53,342,201.00)	-255.2%
F. FUND BALANCE, RESERVES									
1) Beginning Fund Balance									
a) As of July 1 - Unaudited		9791	52,103,663.72	26,222,769.35	78,326,433.07	70,035,581.23	42,656,504.90	112,692,086.13	43.9%
b) Audit Adjustments		9793	0.00	0.00	0.00	0.00	0.00	0.00	0.0%
c) As of July 1 - Audited (F1a + F1b)			52,103,663.72	26,222,769.35	78,326,433.07	70,035,581.23	42,656,504.90	112,692,086.13	43.9%
d) Other Restatements		9795	(741,618.00)	741,618.00	0.00	0.00	0.00	0.00	0.0%
e) Adjusted Beginning Balance (F1c + F1d)			51,362,045.72	26,964,387.35	78,326,433.07	70,035,581.23	42,656,504.90	112,692,086.13	43.9%
2) Ending Balance, June 30 (E + F1e)			70,035,581.23	42,656,504.90	112,692,086.13	80,249,324.23	(20,899,439.10)	59,349,885.13	-47.3%
Components of Ending Fund Balance									
a) Nonspendable									
Revolving Cash		9711	204,926.69	0.00	204,926.69	0.00	0.00	0.00	-100.0%
Stores		9712	49,608.63	0.00	49,608.63	0.00	0.00	0.00	-100.0%
Prepaid Items		9713	211,123.43	159,554.67	370,678.10	0.00	0.00	0.00	-100.0%
All Others		9719	0.00	0.00	0.00	0.00	0.00	0.00	0.0%
b) Restricted		9740	0.00	42,599,025.23	42,599,025.23	0.00	25,105,164.90	25,105,164.90	-41.1%
c) Committed									
Stabilization Arrangements		9750	0.00	0.00	0.00	0.00	0.00	0.00	0.0%
Other Commitments		9760	0.00	0.00	0.00	0.00	0.00	0.00	0.0%
d) Assigned									
Other Assignments		9780	16,989,416.00	0.00	16,989,416.00	14,426,808.00	0.00	14,426,808.00	-15.1%
Strategic Plan	0000	9780	*762,000.00*		*762,000.00*				
LCFF Supplemental	0000	9780	*3,177,617.00*		*3,177,617.00*				
2021-22 Negotiations	0000	9780	*13,049,799.00*		*13,049,799.00*				
Strategic Plan	0000	9780				*762,000.00*		*762,000.00*	
Negotiations	0000	9780				*11,751,337.00*		*11,751,337.00*	
LCFF Supplemental	0000	9780				*1,913,471.00*		*1,913,471.00*	
e) Unassigned/Unappropriated									
Reserve for Economic Uncertainties		9789	10,071,000.00	0.00	10,071,000.00	11,010,000.00	0.00	11,010,000.00	9.3%
Unassigned/Unappropriated Amount		9790	42,509,506.48	(102,075.00)	42,407,431.48	54,812,516.23	(46,004,604.00)	8,807,912.23	-79.2%

Description	Resource Codes	Object Codes	2020-21 Unaudited Actuals Unrestricted (A)	2020-21 Unaudited Actuals Restricted (B)	2020-21 Unaudited Actuals Total Fund col. A + B (C)	2021-22 Budget Unrestricted (D)	2021-22 Budget Restricted (E)	2021-22 Budget Total Fund col. D + E (F)	% Diff Column C & F
G. ASSETS									
1) Cash									
a) in County Treasury		9110	59,756,751.99	12,357,665.23	72,114,417.22				
1) Fair Value Adjustment to Cash in County Treasury		9111	0.00	0.00	0.00				
b) in Banks		9120	0.00	0.00	0.00				
c) in Revolving Cash Account		9130	204,926.69	0.00	204,926.69				
d) with Fiscal Agent/Trustee		9135	0.00	0.00	0.00				
e) Collections Awaiting Deposit		9140	0.00	81.00	81.00				
2) Investments		9150	12,533,780.03	0.00	12,533,780.03				
3) Accounts Receivable		9200	35,015,733.90	41,725,759.76	76,741,493.66				
4) Due from Grantor Government		9290	0.00	0.00	0.00				
5) Due from Other Funds		9310	576,650.05	2,745,662.34	3,322,312.39				
6) Stores		9320	49,608.63	0.00	49,608.63				
7) Prepaid Expenditures		9330	211,123.43	159,554.67	370,678.10				
8) Other Current Assets		9340	0.00	0.00	0.00				
9) TOTAL, ASSETS			108,348,574.72	56,988,723.00	165,337,297.72				
H. DEFERRED OUTFLOWS OF RESOURCES									
1) Deferred Outflows of Resources		9490	0.00	0.00	0.00				
2) TOTAL, DEFERRED OUTFLOWS			0.00	0.00	0.00				
I. LIABILITIES									
1) Accounts Payable		9500	25,108,633.64	7,498,534.11	32,607,167.75				
2) Due to Grantor Governments		9590	0.00	0.00	0.00				
3) Due to Other Funds		9610	13,204,359.85	4,848,078.61	18,052,438.46				
4) Current Loans		9640	0.00	0.00	0.00				
5) Unearned Revenue		9650	0.00	1,985,605.38	1,985,605.38				
6) TOTAL, LIABILITIES			38,312,993.49	14,332,218.10	52,645,211.59				
J. DEFERRED INFLOWS OF RESOURCES									
1) Deferred Inflows of Resources		9690	0.00	0.00	0.00				
2) TOTAL, DEFERRED INFLOWS			0.00	0.00	0.00				
K. FUND EQUITY									
Ending Fund Balance, June 30									

Description	Resource Codes	Object Codes	2020-21 Unaudited Actuals Unrestricted (A)	2020-21 Unaudited Actuals Restricted (B)	2020-21 Unaudited Actuals Total Fund col. A + B (C)	2021-22 Budget Unrestricted (D)	2021-22 Budget Restricted (E)	2021-22 Budget Total Fund col. D + E (F)	% Diff Column C & F
(must agree with line F2) (G9 + H2) - (I6 + J2)			70,035,581.23	42,656,504.90	112,692,086.13				

Description	Resource Codes	Object Codes	2020-21 Unaudited Actuals Unrestricted (A)	Restricted (B)	Total Fund col. A + B (C)	2021-22 Budget Unrestricted (D)	Restricted (E)	Total Fund col. D + E (F)	% Diff Column C & F
LCFF SOURCES									
Principal Apportionment									
State Aid - Current Year		8011	166,609,774.00	0.00	166,609,774.00	213,385,640.00	0.00	213,385,640.00	28.1%
Education Protection Account State Aid - Current Year		8012	106,208,438.00	0.00	106,208,438.00	74,360,803.00	0.00	74,360,803.00	-30.0%
State Aid - Prior Years		8019	(91,953.00)	0.00	(91,953.00)	0.00	0.00	0.00	-100.0%
Tax Relief Subventions									
Homeowners' Exemptions		8021	853,235.30	0.00	853,235.30	844,657.00	0.00	844,657.00	-1.0%
Timber Yield Tax		8022	27.72	0.00	27.72	0.00	0.00	0.00	-100.0%
Other Subventions/In-Lieu Taxes		8029	0.00	0.00	0.00	0.00	0.00	0.00	0.0%
County & District Taxes									
Secured Roll Taxes		8041	97,088,532.58	0.00	97,088,532.58	96,982,588.00	0.00	96,982,588.00	-0.1%
Unsecured Roll Taxes		8042	3,511,451.97	0.00	3,511,451.97	2,963,916.00	0.00	2,963,916.00	-15.6%
Prior Years' Taxes		8043	1,126,534.44	0.00	1,126,534.44	785,708.00	0.00	785,708.00	-30.3%
Supplemental Taxes		8044	2,603,972.62	0.00	2,603,972.62	3,775,579.00	0.00	3,775,579.00	45.0%
Education Revenue Augmentation Fund (ERAF)		8045	15,130,520.46	0.00	15,130,520.46	15,251,608.00	0.00	15,251,608.00	0.8%
Community Redevelopment Funds (SB 617/699/1992)		8047	230,258.50	0.00	230,258.50	166,100.00	0.00	166,100.00	-27.9%
Penalties and Interest from Delinquent Taxes		8048	0.00	0.00	0.00	0.00	0.00	0.00	0.0%
Miscellaneous Funds (EC 41604)									
Royalties and Bonuses		8081	0.00	0.00	0.00	0.00	0.00	0.00	0.0%
Other In-Lieu Taxes		8082	23,016.48	0.00	23,016.48	0.00	0.00	0.00	-100.0%
Less: Non-LCFF (50%) Adjustment		8089	0.00	0.00	0.00	0.00	0.00	0.00	0.0%
Subtotal, LCFF Sources			393,293,809.07	0.00	393,293,809.07	408,516,599.00	0.00	408,516,599.00	3.9%
LCFF Transfers									
Unrestricted LCFF Transfers - Current Year	0000	8091	0.00		0.00	0.00		0.00	0.0%
All Other LCFF Transfers - Current Year	All Other	8091	0.00	0.00	0.00	0.00	0.00	0.00	0.0%
Transfers to Charter Schools in Lieu of Property Taxes		8096	(27,821,974.08)	0.00	(27,821,974.08)	(28,003,183.00)	0.00	(28,003,183.00)	0.7%
Property Taxes Transfers		8097	0.00	2,061,615.00	2,061,615.00	0.00	2,152,202.00	2,152,202.00	4.4%

Description	Resource Codes	Object Codes	2020-21 Unaudited Actuals Unrestricted (A)	2020-21 Unaudited Actuals Restricted (B)	2020-21 Unaudited Actuals Total Fund col. A + B (C)	2021-22 Budget Unrestricted (D)	2021-22 Budget Restricted (E)	2021-22 Budget Total Fund col. D + E (F)	% Diff Column C & F
LCFF/Revenue Limit Transfers - Prior Years		8099	0.00	0.00	0.00	0.00	0.00	0.00	0.0%
TOTAL, LCFF SOURCES			365,471,834.99	2,061,615.00	367,533,449.99	380,513,416.00	2,152,202.00	382,665,618.00	4.1%
FEDERAL REVENUE									
Maintenance and Operations		8110	0.00	0.00	0.00	0.00	0.00	0.00	0.0%
Special Education Entitlement		8181	0.00	7,313,183.00	7,313,183.00	0.00	9,902,405.00	9,902,405.00	35.4%
Special Education Discretionary Grants		8182	0.00	1,131,404.00	1,131,404.00	0.00	1,173,850.00	1,173,850.00	3.8%
Child Nutrition Programs		8220	0.00	0.00	0.00	0.00	0.00	0.00	0.0%
Donated Food Commodities		8221	0.00	0.00	0.00	0.00	0.00	0.00	0.0%
Forest Reserve Funds		8260	0.00	0.00	0.00	0.00	0.00	0.00	0.0%
Flood Control Funds		8270	0.00	0.00	0.00	0.00	0.00	0.00	0.0%
Wildlife Reserve Funds		8280	0.00	0.00	0.00	0.00	0.00	0.00	0.0%
FEMA		8281	0.00	0.00	0.00	0.00	0.00	0.00	0.0%
Interagency Contracts Between LEAs		8285	0.00	0.00	0.00	0.00	0.00	0.00	0.0%
Pass-Through Revenues from Federal Sources		8287	0.00	0.00	0.00	0.00	0.00	0.00	0.0%
Title I, Part A, Basic	3010	8290		12,677,317.00	12,677,317.00		18,080,386.00	18,080,386.00	42.6%
Title I, Part D, Local Delinquent Programs	3025	8290		0.00	0.00		0.00	0.00	0.0%
Title II, Part A, Supporting Effective Instruction	4035	8290		1,290,620.00	1,290,620.00		2,211,848.00	2,211,848.00	71.4%
Title III, Part A, Immigrant Student Program	4201	8290		328,087.26	328,087.26		469,009.00	469,009.00	43.0%

Description	Resource Codes	Object Codes	2020-21 Unaudited Actuals Unrestricted (A)	2020-21 Unaudited Actuals Restricted (B)	2020-21 Unaudited Actuals Total Fund col. A + B (C)	2021-22 Budget Unrestricted (D)	2021-22 Budget Restricted (E)	2021-22 Budget Total Fund col. D + E (F)	% Diff Column C & F
Title III, Part A, English Learner Program	4203	8290		746,814.35	746,814.35		675,990.00	675,990.00	-9.5%
Public Charter Schools Grant Program (PCSGP)	4610	8290		0.00	0.00		0.00	0.00	0.0%
Other NCLB / Every Student Succeeds Act	3020, 3040, 3041, 3045, 3060, 3061, 3110, 3150, 3155, 3177, 3180, 3181, 3182, 3185, 4037, 4050, 4123, 4124, 4126, 4127, 4128, 5510, 5630	8290		2,103,724.16	2,103,724.16		2,005,230.00	2,005,230.00	-4.7%
Career and Technical Education	3500-3599	8290		420,685.00	420,685.00		380,585.00	380,585.00	-9.5%
All Other Federal Revenue	All Other	8290	500.00	41,811,480.19	41,811,980.19	0.00	1,046,518.00	1,046,518.00	-97.5%
TOTAL, FEDERAL REVENUE			500.00	67,823,314.96	67,823,814.96	0.00	35,945,821.00	35,945,821.00	-47.0%
OTHER STATE REVENUE									
Other State Apportionments									
ROC/P Entitlement Prior Years	6360	8319		0.00	0.00		0.00	0.00	0.0%
Special Education Master Plan Current Year	6500	8311		29,142,387.00	29,142,387.00		30,108,160.00	30,108,160.00	3.3%
Prior Years	6500	8319		(52,226.31)	(52,226.31)		98,515.00	98,515.00	-288.6%
All Other State Apportionments - Current Year	All Other	8311	0.00	0.00	0.00	0.00	0.00	0.00	0.0%
All Other State Apportionments - Prior Years	All Other	8319	0.00	0.00	0.00	0.00	0.00	0.00	0.0%
Child Nutrition Programs		8520	0.00	0.00	0.00	0.00	0.00	0.00	0.0%
Mandated Costs Reimbursements		8550	1,556,785.00	0.00	1,556,785.00	1,562,514.00	0.00	1,562,514.00	0.4%
Lottery - Unrestricted and Instructional Materials		8560	6,513,457.34	1,827,724.86	8,341,182.20	5,865,374.00	1,916,022.00	7,781,396.00	-6.7%
Tax Relief Subventions Restricted Levies - Other									
Homeowners' Exemptions		8575	0.00	0.00	0.00	0.00	0.00	0.00	0.0%
Other Subventions/In-Lieu Taxes		8576	0.00	0.00	0.00	0.00	0.00	0.00	0.0%
Pass-Through Revenues from State Sources		8587	0.00	0.00	0.00	0.00	0.00	0.00	0.0%
After School Education and Safety (ASES)	6010	8590		3,303,733.00	3,303,733.00		3,934,500.00	3,934,500.00	19.1%

Description	Resource Codes	Object Codes	2020-21 Unaudited Actuals Unrestricted (A)	2020-21 Unaudited Actuals Restricted (B)	2020-21 Unaudited Actuals Total Fund col. A + B (C)	2021-22 Budget Unrestricted (D)	2021-22 Budget Restricted (E)	2021-22 Budget Total Fund col. D + E (F)	% Diff Column C & F
Charter School Facility Grant	6030	8590		0.00	0.00		0.00	0.00	0.0%
Drug/Alcohol/Tobacco Funds	6650, 6690, 6695	8590		331,785.00	331,785.00		348,799.00	348,799.00	5.1%
California Clean Energy Jobs Act	6230	8590		0.00	0.00		0.00	0.00	0.0%
Career Technical Education Incentive Grant Program	6387	8590		1,229,583.63	1,229,583.63		1,035,060.00	1,035,060.00	-15.8%
American Indian Early Childhood Education	7210	8590		0.00	0.00		0.00	0.00	0.0%
Specialized Secondary	7370	8590		0.00	0.00		0.00	0.00	0.0%
Quality Education Investment Act	7400	8590		0.00	0.00		0.00	0.00	0.0%
All Other State Revenue	All Other	8590	138,096.00	52,864,148.00	53,002,244.00	2,334,520.00	25,190,048.00	27,524,568.00	-48.1%
TOTAL, OTHER STATE REVENUE			8,208,338.34	88,647,135.18	96,855,473.52	9,762,408.00	62,631,104.00	72,393,512.00	-25.3%

Description	Resource Codes	Object Codes	2020-21 Unaudited Actuals Unrestricted (A)	2020-21 Unaudited Actuals Restricted (B)	2020-21 Unaudited Actuals Total Fund col. A + B (C)	2021-22 Budget Unrestricted (D)	2021-22 Budget Restricted (E)	2021-22 Budget Total Fund col. D + E (F)	% Diff Column C & F
OTHER LOCAL REVENUE									
Other Local Revenue									
County and District Taxes									
Other Restricted Levies									
Secured Roll		8615	0.00	0.00	0.00	0.00	0.00	0.00	0.0%
Unsecured Roll		8616	0.00	0.00	0.00	0.00	0.00	0.00	0.0%
Prior Years' Taxes		8617	0.00	0.00	0.00	0.00	0.00	0.00	0.0%
Supplemental Taxes		8618	0.00	0.00	0.00	0.00	0.00	0.00	0.0%
Non-Ad Valorem Taxes									
Parcel Taxes		8621	0.00	0.00	0.00	0.00	0.00	0.00	0.0%
Other		8622	0.00	0.00	0.00	0.00	0.00	0.00	0.0%
Community Redevelopment Funds Not Subject to LCFF Deduction		8625	0.00	0.00	0.00	0.00	0.00	0.00	0.0%
Penalties and Interest from Delinquent Non-LCFF Taxes		8629	0.00	0.00	0.00	0.00	0.00	0.00	0.0%
Sales									
Sale of Equipment/Supplies		8631	0.00	0.00	0.00	0.00	0.00	0.00	0.0%
Sale of Publications		8632	0.00	0.00	0.00	0.00	0.00	0.00	0.0%
Food Service Sales		8634	0.00	0.00	0.00	0.00	0.00	0.00	0.0%
All Other Sales		8639	0.00	0.00	0.00	0.00	0.00	0.00	0.0%
Leases and Rentals		8650	0.00	0.00	0.00	0.00	0.00	0.00	0.0%
Interest		8660	624,000.32	0.00	624,000.32	500,000.00	0.00	500,000.00	-19.9%
Net Increase (Decrease) in the Fair Value of Investments		8662	0.00	0.00	0.00	0.00	0.00	0.00	0.0%
Fees and Contracts									
Adult Education Fees		8671	0.00	0.00	0.00	0.00	0.00	0.00	0.0%
Non-Resident Students		8672	0.00	0.00	0.00	0.00	0.00	0.00	0.0%
Transportation Fees From Individuals		8675	0.00	0.00	0.00	0.00	0.00	0.00	0.0%
Interagency Services		8677	0.00	99,999.00	99,999.00	37,938.00	117,884.00	155,822.00	55.8%
Mitigation/Developer Fees		8681	0.00	0.00	0.00	0.00	0.00	0.00	0.0%
All Other Fees and Contracts		8689	0.00	251,723.86	251,723.86	0.00	838,535.00	838,535.00	233.1%
Other Local Revenue									
Plus: Misc Funds Non-LCFF									

Description	Resource Codes	Object Codes	2020-21 Unaudited Actuals Unrestricted (A)	2020-21 Unaudited Actuals Restricted (B)	2020-21 Unaudited Actuals Total Fund col. A + B (C)	2021-22 Budget Unrestricted (D)	2021-22 Budget Restricted (E)	2021-22 Budget Total Fund col. D + E (F)	% Diff Column C & F
(50%) Adjustment		8691	0.00	0.00	0.00	0.00	0.00	0.00	0.0%
Pass-Through Revenues From Local Sources		8697	0.00	0.00	0.00	0.00	0.00	0.00	0.0%
All Other Local Revenue		8699	1,088,445.93	3,030,463.90	4,118,909.83	2,400,856.00	1,857,500.00	4,258,356.00	3.4%
Tuition		8710	0.00	0.00	0.00	0.00	0.00	0.00	0.0%
All Other Transfers In		8781-8783	0.00	0.00	0.00	0.00	0.00	0.00	0.0%
Transfers of Apportionments									
Special Education SELPA Transfers									
From Districts or Charter Schools	6500	8791		778,915.90	778,915.90		332,030.00	332,030.00	-57.4%
From County Offices	6500	8792		(273,587.00)	(273,587.00)		0.00	0.00	-100.0%
From JPAs	6500	8793		0.00	0.00		0.00	0.00	0.0%
ROC/P Transfers									
From Districts or Charter Schools	6360	8791		0.00	0.00		0.00	0.00	0.0%
From County Offices	6360	8792		0.00	0.00		0.00	0.00	0.0%
From JPAs	6360	8793		0.00	0.00		0.00	0.00	0.0%
Other Transfers of Apportionments									
From Districts or Charter Schools	All Other	8791	0.00	0.00	0.00	0.00	0.00	0.00	0.0%
From County Offices	All Other	8792	0.00	0.00	0.00	0.00	0.00	0.00	0.0%
From JPAs	All Other	8793	0.00	0.00	0.00	0.00	0.00	0.00	0.0%
All Other Transfers In from All Others		8799	0.00	0.00	0.00	0.00	0.00	0.00	0.0%
TOTAL, OTHER LOCAL REVENUE			1,712,446.25	3,887,515.66	5,599,961.91	2,938,794.00	3,145,949.00	6,084,743.00	8.7%
TOTAL, REVENUES			375,393,119.58	162,419,580.80	537,812,700.38	393,214,618.00	103,875,076.00	497,089,694.00	-7.6%

Description	Resource Codes	Object Codes	2020-21 Unaudited Actuals Unrestricted (A)	Restricted (B)	Total Fund col. A + B (C)	2021-22 Budget Unrestricted (D)	Restricted (E)	Total Fund col. D + E (F)	% Diff Column C & F
CERTIFICATED SALARIES									
Certificated Teachers' Salaries		1100	127,883,012.36	39,688,290.37	167,571,302.73	132,006,550.00	28,783,658.00	160,790,208.00	-4.0%
Certificated Pupil Support Salaries		1200	8,570,238.14	5,302,889.18	13,873,127.32	8,886,562.00	5,186,393.00	14,072,955.00	1.4%
Certificated Supervisors' and Administrators' Salaries		1300	16,127,236.71	3,167,738.43	19,294,975.14	16,590,926.00	2,550,071.00	19,140,997.00	-0.8%
Other Certificated Salaries		1900	3,783,776.85	7,388,437.80	11,172,214.65	4,017,892.00	4,047,298.00	8,065,190.00	-27.8%
TOTAL, CERTIFICATED SALARIES			156,364,264.06	55,547,355.78	211,911,619.84	161,501,930.00	40,567,420.00	202,069,350.00	-4.6%
CLASSIFIED SALARIES									
Classified Instructional Salaries		2100	1,081,467.10	11,205,629.37	12,287,096.47	1,284,305.00	12,919,160.00	14,203,465.00	15.6%
Classified Support Salaries		2200	16,013,747.16	9,868,799.84	25,882,547.00	18,292,824.00	9,908,047.00	28,200,871.00	9.0%
Classified Supervisors' and Administrators' Salaries		2300	5,100,742.46	3,578,391.86	8,679,134.32	5,097,739.00	3,474,593.00	8,572,332.00	-1.2%
Clerical, Technical and Office Salaries		2400	15,080,616.32	1,943,824.67	17,024,440.99	16,534,308.00	1,510,455.00	18,044,763.00	6.0%
Other Classified Salaries		2900	1,237,230.60	1,091,386.09	2,328,616.69	1,379,092.00	1,657,487.00	3,036,579.00	30.4%
TOTAL, CLASSIFIED SALARIES			38,513,803.64	27,688,031.83	66,201,835.47	42,588,268.00	29,469,742.00	72,058,010.00	8.8%
EMPLOYEE BENEFITS									
STRS		3101-3102	24,849,582.02	27,255,255.15	52,104,837.17	26,874,758.00	27,565,556.00	54,440,314.00	4.5%
PERS		3201-3202	7,791,904.93	5,743,675.25	13,535,580.18	9,339,913.00	6,729,725.00	16,069,638.00	18.7%
OASDI/Medicare/Alternative		3301-3302	5,094,461.02	2,987,615.57	8,082,076.59	5,422,006.00	2,779,689.00	8,201,695.00	1.5%
Health and Welfare Benefits		3401-3402	36,392,010.37	16,519,404.48	52,911,414.85	40,375,390.00	18,086,103.00	58,461,493.00	10.5%
Unemployment Insurance		3501-3502	100,357.45	41,726.56	142,084.01	2,469,543.00	861,940.00	3,331,483.00	2244.7%
Workers' Compensation		3601-3602	3,807,915.51	1,627,916.61	5,435,832.12	4,079,317.00	1,400,357.00	5,479,674.00	0.8%
OPEB, Allocated		3701-3702	3,849,127.20	1,885,323.74	5,734,450.94	4,070,192.00	1,708,357.00	5,778,549.00	0.8%
OPEB, Active Employees		3751-3752	0.00	0.00	0.00	0.00	0.00	0.00	0.0%
Other Employee Benefits		3901-3902	2,731,333.66	1,287,623.40	4,018,957.06	2,303,239.00	1,044,550.00	3,347,789.00	-16.7%
TOTAL, EMPLOYEE BENEFITS			84,616,692.16	57,348,540.76	141,965,232.92	94,934,358.00	60,176,277.00	155,110,635.00	9.3%
BOOKS AND SUPPLIES									
Approved Textbooks and Core Curricula Materials		4100	0.00	4,028,655.46	4,028,655.46	0.00	3,415,957.00	3,415,957.00	-15.2%
Books and Other Reference Materials		4200	355,935.09	1,520,867.63	1,876,802.72	352,071.00	289,827.00	641,898.00	-65.8%
Materials and Supplies		4300	3,816,891.42	22,018,321.99	25,835,213.41	7,735,756.00	59,123,876.00	66,859,632.00	158.8%

Description	Resource Codes	Object Codes	2020-21 Unaudited Actuals Unrestricted (A)	Restricted (B)	Total Fund col. A + B (C)	2021-22 Budget Unrestricted (D)	Restricted (E)	Total Fund col. D + E (F)	% Diff Column C & F
Noncapitalized Equipment		4400	681,576.26	3,286,946.56	3,968,522.82	591,303.00	1,309,162.00	1,900,465.00	-52.1%
Food		4700	0.00	8,901.55	8,901.55	0.00	7,683.00	7,683.00	-13.7%
TOTAL, BOOKS AND SUPPLIES			4,854,402.77	30,863,693.19	35,718,095.96	8,679,130.00	64,146,505.00	72,825,635.00	103.9%
SERVICES AND OTHER OPERATING EXPENDITURES									
Subagreements for Services		5100	308,987.34	4,362,926.00	4,671,913.34	384,010.00	6,120,639.00	6,504,649.00	39.2%
Travel and Conferences		5200	22,553.14	27,088.97	49,642.11	603,402.00	235,986.00	839,388.00	1590.9%
Dues and Memberships		5300	111,844.10	133,117.62	244,961.72	135,254.00	83,961.00	219,215.00	-10.5%
Insurance		5400 - 5450	2,756,918.08	0.00	2,756,918.08	3,640,871.00	0.00	3,640,871.00	32.1%
Operations and Housekeeping Services		5500	6,572,048.07	0.00	6,572,048.07	7,427,674.00	0.00	7,427,674.00	13.0%
Rentals, Leases, Repairs, and Noncapitalized Improvements		5600	708,392.11	334,979.95	1,043,372.06	939,839.00	250,760.00	1,190,599.00	14.1%
Transfers of Direct Costs		5710	545,925.03	(545,925.03)	0.00	(1,203,109.00)	1,203,109.00	0.00	0.0%
Transfers of Direct Costs - Interfund		5750	(1,582,267.74)	(3,264,689.25)	(4,846,956.99)	(1,738,571.00)	(4,202,961.00)	(5,941,532.00)	22.6%
Professional/Consulting Services and Operating Expenditures		5800	6,213,235.45	6,579,295.87	12,792,531.32	7,367,844.00	9,517,775.00	16,885,619.00	32.0%
Communications		5900	799,793.97	1,112,053.10	1,911,847.07	1,579,320.00	174,271.00	1,753,591.00	-8.3%
TOTAL, SERVICES AND OTHER OPERATING EXPENDITURES			16,457,429.55	8,738,847.23	25,196,276.78	19,136,534.00	13,383,540.00	32,520,074.00	29.1%

Description	Resource Codes	Object Codes	2020-21 Unaudited Actuals Unrestricted (A)	2020-21 Unaudited Actuals Restricted (B)	2020-21 Unaudited Actuals Total Fund col. A + B (C)	2021-22 Budget Unrestricted (D)	2021-22 Budget Restricted (E)	2021-22 Budget Total Fund col. D + E (F)	% Diff Column C & F
CAPITAL OUTLAY									
Land		6100	0.00	0.00	0.00	0.00	0.00	0.00	0.0%
Land Improvements		6170	0.00	0.00	0.00	0.00	0.00	0.00	0.0%
Buildings and Improvements of Buildings		6200	0.00	0.00	0.00	0.00	0.00	0.00	0.0%
Books and Media for New School Libraries or Major Expansion of School Libraries		6300	0.00	0.00	0.00	0.00	0.00	0.00	0.0%
Equipment		6400	0.00	504,986.23	504,986.23	0.00	0.00	0.00	-100.0%
Equipment Replacement		6500	17,760.88	146,000.00	163,760.88	4,359,600.00	73,000.00	4,432,600.00	2606.8%
Lease Assets		6600	0.00	0.00	0.00	0.00	0.00	0.00	0.0%
TOTAL, CAPITAL OUTLAY			17,760.88	650,986.23	668,747.11	4,359,600.00	73,000.00	4,432,600.00	562.8%
OTHER OUTGO (excluding Transfers of Indirect Costs)									
Tuition									
Tuition for Instruction Under Interdistrict Attendance Agreements		7110	0.00	0.00	0.00	0.00	0.00	0.00	0.0%
State Special Schools		7130	0.00	112,755.00	112,755.00	0.00	0.00	0.00	-100.0%
Tuition, Excess Costs, and/or Deficit Payments									
Payments to Districts or Charter Schools		7141	0.00	0.00	0.00	0.00	0.00	0.00	0.0%
Payments to County Offices		7142	707,467.00	0.00	707,467.00	710,463.00	0.00	710,463.00	0.4%
Payments to JPAs		7143	0.00	0.00	0.00	0.00	0.00	0.00	0.0%
Transfers of Pass-Through Revenues									
To Districts or Charter Schools		7211	0.00	0.00	0.00	0.00	0.00	0.00	0.0%
To County Offices		7212	0.00	0.00	0.00	0.00	0.00	0.00	0.0%
To JPAs		7213	0.00	0.00	0.00	0.00	0.00	0.00	0.0%
Special Education SELPA Transfers of Apportionments									
To Districts or Charter Schools	6500	7221		0.00	0.00		0.00	0.00	0.0%
To County Offices	6500	7222		0.00	0.00		0.00	0.00	0.0%
To JPAs	6500	7223		0.00	0.00		0.00	0.00	0.0%
ROC/P Transfers of Apportionments									
To Districts or Charter Schools	6360	7221		0.00	0.00		0.00	0.00	0.0%
To County Offices	6360	7222		0.00	0.00		0.00	0.00	0.0%
To JPAs	6360	7223		0.00	0.00		0.00	0.00	0.0%
Other Transfers of Apportionments	All Other	7221-7223	0.00	0.00	0.00	0.00	0.00	0.00	0.0%

Description	Resource Codes	Object Codes	2020-21 Unaudited Actuals Unrestricted (A)	Restricted (B)	Total Fund col. A + B (C)	2021-22 Budget Unrestricted (D)	Restricted (E)	Total Fund col. D + E (F)	% Diff Column C & F
All Other Transfers		7281-7283	0.00	0.00	0.00	0.00	0.00	0.00	0.0%
All Other Transfers Out to All Others		7299	0.00	0.00	0.00	0.00	0.00	0.00	0.0%
Debt Service									
Debt Service - Interest		7438	24,778.14	0.00	24,778.14	17,498.00	0.00	17,498.00	-29.4%
Other Debt Service - Principal		7439	275,045.15	0.00	275,045.15	282,494.00	0.00	282,494.00	2.7%
TOTAL, OTHER OUTGO (excluding Transfers of Indirect Costs)			1,007,290.29	112,755.00	1,120,045.29	1,010,455.00	0.00	1,010,455.00	-9.8%
OTHER OUTGO - TRANSFERS OF INDIRECT COSTS									
Transfers of Indirect Costs		7310	(6,026,268.99)	6,026,268.99	0.00	(5,862,524.00)	5,862,524.00	0.00	0.0%
Transfers of Indirect Costs - Interfund		7350	(1,223,274.44)	0.00	(1,223,274.44)	(1,292,385.00)	0.00	(1,292,385.00)	5.6%
TOTAL, OTHER OUTGO - TRANSFERS OF INDIRECT COSTS			(7,249,543.43)	6,026,268.99	(1,223,274.44)	(7,154,909.00)	5,862,524.00	(1,292,385.00)	5.6%
TOTAL, EXPENDITURES			294,582,099.92	186,976,479.01	481,558,578.93	325,055,366.00	213,679,008.00	538,734,374.00	11.9%

Description	Resource Codes	Object Codes	2020-21 Unaudited Actuals Unrestricted (A)	2020-21 Unaudited Actuals Restricted (B)	2020-21 Unaudited Actuals Total Fund col. A + B (C)	2021-22 Budget Unrestricted (D)	2021-22 Budget Restricted (E)	2021-22 Budget Total Fund col. D + E (F)	% Diff Column C & F
INTERFUND TRANSFERS									
INTERFUND TRANSFERS IN									
From: Special Reserve Fund		8912	0.00	0.00	0.00	0.00	0.00	0.00	0.0%
From: Bond Interest and Redemption Fund		8914	0.00	0.00	0.00	0.00	0.00	0.00	0.0%
Other Authorized Interfund Transfers In		8919	100,000.00	0.00	100,000.00	0.00	0.00	0.00	-100.0%
(a) TOTAL, INTERFUND TRANSFERS IN			100,000.00	0.00	100,000.00	0.00	0.00	0.00	-100.0%
INTERFUND TRANSFERS OUT									
To: Child Development Fund		7611	0.00	2,915,000.00	2,915,000.00	0.00	4,469,893.00	4,469,893.00	53.3%
To: Special Reserve Fund		7612	0.00	0.00	0.00	0.00	0.00	0.00	0.0%
To: State School Building Fund/ County School Facilities Fund		7613	0.00	0.00	0.00	0.00	0.00	0.00	0.0%
To: Cafeteria Fund		7616	0.00	3,500,000.00	3,500,000.00	175,000.00	3,000,000.00	3,175,000.00	-9.3%
Other Authorized Interfund Transfers Out		7619	13,202,872.00	2,370,596.39	15,573,468.39	2,048,655.00	2,003,973.00	4,052,628.00	-74.0%
(b) TOTAL, INTERFUND TRANSFERS OUT			13,202,872.00	8,785,596.39	21,988,468.39	2,223,655.00	9,473,866.00	11,697,521.00	-46.8%
OTHER SOURCES/USES									
SOURCES									
State Apportionments Emergency Apportionments		8931	0.00	0.00	0.00	0.00	0.00	0.00	0.0%
Proceeds									
Proceeds from Disposal of Capital Assets		8953	0.00	0.00	0.00	0.00	0.00	0.00	0.0%
Other Sources									
Transfers from Funds of Lapsed/Reorganized LEAs		8965	0.00	0.00	0.00	0.00	0.00	0.00	0.0%
Long-Term Debt Proceeds									
Proceeds from Certificates of Participation		8971	0.00	0.00	0.00	0.00	0.00	0.00	0.0%
Proceeds from Leases		8972	0.00	0.00	0.00	0.00	0.00	0.00	0.0%
Proceeds from Lease Revenue Bonds		8973	0.00	0.00	0.00	0.00	0.00	0.00	0.0%
All Other Financing Sources		8979	0.00	0.00	0.00	0.00	0.00	0.00	0.0%

Description	Resource Codes	Object Codes	2020-21 Unaudited Actuals Unrestricted (A)	Restricted (B)	Total Fund col. A + B (C)	2021-22 Budget Unrestricted (D)	Restricted (E)	Total Fund col. D + E (F)	% Diff Column C & F
(c) TOTAL, SOURCES			0.00	0.00	0.00	0.00	0.00	0.00	0.0%
USES									
Transfers of Funds from Lapsed/Reorganized LEAs		7651	0.00	0.00	0.00	0.00	0.00	0.00	0.0%
All Other Financing Uses		7699	0.00	0.00	0.00	0.00	0.00	0.00	0.0%
(d) TOTAL, USES			0.00	0.00	0.00	0.00	0.00	0.00	0.0%
CONTRIBUTIONS									
Contributions from Unrestricted Revenues		8980	(49,034,612.15)	49,034,612.15	0.00	(55,721,854.00)	55,721,854.00	0.00	0.0%
Contributions from Restricted Revenues		8990	0.00	0.00	0.00	0.00	0.00	0.00	0.0%
(e) TOTAL, CONTRIBUTIONS			(49,034,612.15)	49,034,612.15	0.00	(55,721,854.00)	55,721,854.00	0.00	0.0%
TOTAL, OTHER FINANCING SOURCES/USES (a - b + c - d + e)			(62,137,484.15)	40,249,015.76	(21,888,468.39)	(57,945,509.00)	46,247,988.00	(11,697,521.00)	-46.6%

Description	Function Codes	Object Codes	2020-21 Unaudited Actuals Unrestricted (A)	2020-21 Unaudited Actuals Restricted (B)	2020-21 Unaudited Actuals Total Fund col. A + B (C)	2021-22 Budget Unrestricted (D)	2021-22 Budget Restricted (E)	2021-22 Budget Total Fund col. D + E (F)	% Diff Column C & F
A. REVENUES									
1) LCFF Sources		8010-8099	365,471,834.99	2,061,615.00	367,533,449.99	380,513,416.00	2,152,202.00	382,665,618.00	4.1%
2) Federal Revenue		8100-8299	500.00	67,823,314.96	67,823,814.96	0.00	35,945,821.00	35,945,821.00	-47.0%
3) Other State Revenue		8300-8599	8,208,338.34	88,647,135.18	96,855,473.52	9,762,408.00	62,631,104.00	72,393,512.00	-25.3%
4) Other Local Revenue		8600-8799	1,712,446.25	3,887,515.66	5,599,961.91	2,938,794.00	3,145,949.00	6,084,743.00	8.7%
5) TOTAL, REVENUES			375,393,119.58	162,419,580.80	537,812,700.38	393,214,618.00	103,875,076.00	497,089,694.00	-7.6%
B. EXPENDITURES (Objects 1000-7999)									
1) Instruction	1000-1999		184,476,776.26	108,436,481.75	292,913,258.01	196,296,064.00	103,261,097.00	299,557,161.00	2.3%
2) Instruction - Related Services	2000-2999		47,811,631.92	40,746,154.90	88,557,786.82	52,368,626.00	23,339,863.00	75,708,489.00	-14.5%
3) Pupil Services	3000-3999		21,831,711.24	13,891,881.50	35,723,592.74	29,067,599.00	15,136,963.00	44,204,562.00	23.7%
4) Ancillary Services	4000-4999		1,388,629.51	176,445.82	1,565,075.33	2,235,631.00	66,862.00	2,302,493.00	47.1%
5) Community Services	5000-5999		0.00	8,605.00	8,605.00	0.00	478.00	478.00	-94.4%
6) Enterprise	6000-6999		0.00	66,954.40	66,954.40	0.00	37,918.00	37,918.00	-43.4%
7) General Administration	7000-7999		13,673,167.02	8,907,146.07	22,580,313.09	15,889,556.00	58,023,247.00	73,912,803.00	227.3%
8) Plant Services	8000-8999		24,392,893.68	14,630,054.57	39,022,948.25	28,187,435.00	13,812,580.00	42,000,015.00	7.6%
9) Other Outgo	9000-9999	Except 7600-7699	1,007,290.29	112,755.00	1,120,045.29	1,010,455.00	0.00	1,010,455.00	-9.8%
10) TOTAL, EXPENDITURES			294,582,099.92	186,976,479.01	481,558,578.93	325,055,366.00	213,679,008.00	538,734,374.00	11.9%
C. EXCESS (DEFICIENCY) OF REVENUES OVER EXPENDITURES BEFORE OTHER FINANCING SOURCES AND USES (A5 - B10)			80,811,019.66	(24,556,898.21)	56,254,121.45	68,159,252.00	(109,803,932.00)	(41,644,680.00)	-174.0%
D. OTHER FINANCING SOURCES/USES									
1) Interfund Transfers									
a) Transfers In		8900-8929	100,000.00	0.00	100,000.00	0.00	0.00	0.00	-100.0%
b) Transfers Out		7600-7629	13,202,872.00	8,785,596.39	21,988,468.39	2,223,655.00	9,473,866.00	11,697,521.00	-46.8%
2) Other Sources/Uses									
a) Sources		8930-8979	0.00	0.00	0.00	0.00	0.00	0.00	0.0%
b) Uses		7630-7699	0.00	0.00	0.00	0.00	0.00	0.00	0.0%
3) Contributions		8980-8999	(49,034,612.15)	49,034,612.15	0.00	(55,721,854.00)	55,721,854.00	0.00	0.0%
4) TOTAL, OTHER FINANCING SOURCES/USES			(62,137,484.15)	40,249,015.76	(21,888,468.39)	(57,945,509.00)	46,247,988.00	(11,697,521.00)	-46.6%

Description	Function Codes	Object Codes	2020-21 Unaudited Actuals Unrestricted (A)	Restricted (B)	Total Fund col. A + B (C)	2021-22 Budget Unrestricted (D)	Restricted (E)	Total Fund col. D + E (F)	% Diff Column C & F
E. NET INCREASE (DECREASE) IN FUND BALANCE (C + D4)			18,673,535.51	15,692,117.55	34,365,653.06	10,213,743.00	(63,555,944.00)	(53,342,201.00)	-255.2%
F. FUND BALANCE, RESERVES									
1) Beginning Fund Balance									
a) As of July 1 - Unaudited		9791	52,103,663.72	26,222,769.35	78,326,433.07	70,035,581.23	42,656,504.90	112,692,086.13	43.9%
b) Audit Adjustments		9793	0.00	0.00	0.00	0.00	0.00	0.00	0.0%
c) As of July 1 - Audited (F1a + F1b)			52,103,663.72	26,222,769.35	78,326,433.07	70,035,581.23	42,656,504.90	112,692,086.13	43.9%
d) Other Restatements		9795	(741,618.00)	741,618.00	0.00	0.00	0.00	0.00	0.0%
e) Adjusted Beginning Balance (F1c + F1d)			51,362,045.72	26,964,387.35	78,326,433.07	70,035,581.23	42,656,504.90	112,692,086.13	43.9%
2) Ending Balance, June 30 (E + F1e)			70,035,581.23	42,656,504.90	112,692,086.13	80,249,324.23	(20,899,439.10)	59,349,885.13	-47.3%
Components of Ending Fund Balance									
a) Nonspendable									
Revolving Cash		9711	204,926.69	0.00	204,926.69	0.00	0.00	0.00	-100.0%
Stores		9712	49,608.63	0.00	49,608.63	0.00	0.00	0.00	-100.0%
Prepaid Items		9713	211,123.43	159,554.67	370,678.10	0.00	0.00	0.00	-100.0%
All Others		9719	0.00	0.00	0.00	0.00	0.00	0.00	0.0%
b) Restricted		9740	0.00	42,599,025.23	42,599,025.23	0.00	25,105,164.90	25,105,164.90	-41.1%
c) Committed									
Stabilization Arrangements		9750	0.00	0.00	0.00	0.00	0.00	0.00	0.0%
Other Commitments (by Resource/Object)		9760	0.00	0.00	0.00	0.00	0.00	0.00	0.0%
d) Assigned									
Other Assignments (by Resource/Object)		9780	16,989,416.00	0.00	16,989,416.00	14,426,808.00	0.00	14,426,808.00	-15.1%
Strategic Plan	0000	9780	*762,000.00*		*762,000.00*				
LCFF Supplemental	0000	9780	*3,177,617.00*		*3,177,617.00*				
2021-22 Negotiations	0000	9780	*13,049,799.00*		*13,049,799.00*				
Strategic Plan	0000	9780				*762,000.00*		*762,000.00*	
Negotiations	0000	9780				*11,751,337.00*		*11,751,337.00*	
LCFF Supplemental	0000	9780				*1,913,471.00*		*1,913,471.00*	
e) Unassigned/Unappropriated									
Reserve for Economic Uncertainties		9789	10,071,000.00	0.00	10,071,000.00	11,010,000.00	0.00	11,010,000.00	9.3%
Unassigned/Unappropriated Amount		9790	42,509,506.48	(102,075.00)	42,407,431.48	54,812,516.23	(46,004,604.00)	8,807,912.23	-79.2%

Resource	Description	2020-21 Unaudited Actuals	2021-22 Budget
5640	Medi-Cal Billing Option	952,355.76	606,388.61
6300	Lottery: Instructional Materials	122,740.00	122,740.00
7085	Learning Communities for School Success Program	326,543.00	326,543.00
7311	Classified School Employee Professional Development Block Grant	196,232.00	35,931.00
7388	SB 117 COVID-19 LEA Response Funds	656.00	656.00
7425	Expanded Learning Opportunities (ELO) Grant	11,916,396.00	0.00
7426	Expanded Learning Opportunities (ELO) Grant: Paraprofessional Sta	2,532,964.00	532,964.00
8150	Ongoing & Major Maintenance Account (RMA: Education Code Sectio	5,647,451.00	7,301,655.00
9010	Other Restricted Local	20,903,687.47	16,178,287.29
Total, Restricted Balance		42,599,025.23	25,105,164.90

Expenditures through: _____

For Fund(s), Resource(s), and Project Year(s):

01 1400 0 Education Protection Account

Description	Object Codes	Amount
AMOUNT AVAILABLE FOR THIS FISCAL YEAR		
Adjusted Beginning Fund Balance	9791-9795	0.00
LCFF Sources	8010-8099	106,217,911.00
Federal Revenue	8100-8299	0.00
Other State Revenue	8300-8599	0.00
Other Local Revenue	8600-8799	0.00
All Other Financing Sources and Contributions	8900-8999	0.00
Unearned Revenue	9650	0.00
TOTAL AVAILABLE		106,217,911.00
EXPENDITURES AND OTHER FINANCING USES		
Certificated Salaries	1000-1999	75,113,785.00
Classified Salaries	2000-2999	0.00
Employee Benefits	3000-3999	31,104,126.00
Books and Supplies	4000-4999	0.00
Services and Other Operating Expenditures	5000-5999, except 5100-5199	0.00
Subagreements for Services	5100-5199	0.00
Capital Outlay	6000-6999	0.00
Other Outgo (Excluding Indirect Costs)	7000-7299, 7400-7499	0.00
Indirect Costs	7310,7350	0.00
Other Financing Uses	7600-7999	0.00
TOTAL EXPENDITURES AND OTHER FINANCING USES		106,217,911.00
BALANCE (Total Available minus Total Expenditures and Other Financing Uses)		0.00
INDIRECT COSTS AS A PERCENTAGE OF ELIGIBLE EXPENDITURES		
Eligible Expenditures (Objects 1000-5999 except objects 5100-5199)		106,217,911.00
Indirect Costs (Objects 7310 and 7350)		0.00
Indirect Costs divided by Eligible Expenditures		0.00%

Expenditures through:
For Fund(s), Resource(s), and Project Year(s):

01 1400 0 Education Protection Account

Description	Object Codes	Amount
AMOUNT AVAILABLE FOR THIS FISCAL YEAR		
Adjusted Beginning Fund Balance	9791-9795	0.00
LCFF Sources	8010-8099	106,217,911.00
Federal Revenue	8100-8299	0.00
Other State Revenue	8300-8599	0.00
Other Local Revenue	8600-8799	0.00
All Other Financing Sources and Contributions	8900-8999	0.00
Unearned Revenue	9650	0.00
TOTAL AVAILABLE		106,217,911.00
EXPENDITURES AND OTHER FINANCING USES		
Certificated Salaries	1000-1999	75,113,785.00
Classified Salaries	2000-2999	0.00
Employee Benefits	3000-3999	31,104,126.00
Books and Supplies	4000-4999	
Instruction (Functions 1000-1999)		0.00
Noninstruction (Functions other than 1000-1999)		0.00
Subagreements for Services	5100-5199	
Instruction (Functions 1000-1999)		0.00
Noninstruction (Functions other than 1000-1999)		0.00
Travel and Conferences	5200-5299	0.00
Services and Other Operating Expenditures		
(Excluding objects 5200-5299 and 5800-5999)	5300-5799	0.00
Professional/Consulting Services & Operating Expenditures	5800-5899	
Instruction (Functions 1000-1999)		0.00
Noninstruction (Functions other than 1000-1999)		0.00
Communications	5900-5999	
Instruction (Functions 1000-1999)		0.00
Noninstruction (Functions other than 1000-1999)		0.00
Capital Outlay	6000-6999	0.00
Other Outgo (Excluding	7000-7299,	
Indirect Costs)	7400-7499	0.00
Indirect Costs	7310,7350	0.00
Other Financing Uses	7600-7999	0.00
TOTAL EXPENDITURES AND OTHER FINANCING USES		106,217,911.00
BALANCE (Total Available minus Total Expenditures and Other Financing Uses)		0.00
INDIRECT COSTS AS A PERCENTAGE OF ELIGIBLE EXPENDITURES		
Eligible Expenditures (Objects 1000-5999 except objects 5100-5199)		106,217,911.00
Indirect Costs (Objects 7310 and 7350)		0.00
Indirect Costs divided by Eligible Expenditures		0.00%

Expenditures through:
For Fund(s), Resource(s), and Project Year(s):

01 1400 0 Education Protection Account

Description		Amount
AMOUNT AVAILABLE FOR THIS FISCAL YEAR	**Object Codes**	
Adjusted Beginning Fund Balance	9791-9795	0.00
LCFF Sources	8010-8099	106,217,911.00
Federal Revenue	8100-8299	0.00
Other State Revenue	8300-8599	0.00
Other Local Revenue	8600-8799	0.00
All Other Financing Sources and Contributions	8900-8999	0.00
Unearned Revenue	9650	0.00
TOTAL AVAILABLE		106,217,911.00
EXPENDITURES AND OTHER FINANCING USES (Objects 1000-7999)	**Function Codes**	
Instruction	1000-1999	106,217,911.00
Instruction-Related Services	2000-2999	0.00
Pupil Services	3000-3999	0.00
Ancillary Services	4000-4999	0.00
Community Services	5000-5999	0.00
Enterprise	6000-6999	0.00
General Administration	7000-7999	0.00
Plant Services	8000-8999	0.00
Other Outgo	9000-9999	0.00
TOTAL EXPENDITURES AND OTHER FINANCING USES		106,217,911.00
BALANCE (Total Available minus Total Expenditures and Other Financing Uses)		0.00
INDIRECT COSTS AS A PERCENTAGE OF ELIGIBLE EXPENDITURES		
Eligible Expenditures (Objects 1000-5999 except objects 5100-5199)		106,217,911.00
Indirect Costs (Objects 7310 and 7350)		0.00
Indirect Costs divided by Eligible Expenditures		0.00%

Expenditures through:
For Fund(s), Resource(s), and Project Year(s):

01 1400 0 Education Protection Account

Description		Amount
AMOUNT AVAILABLE FOR THIS FISCAL YEAR	**Object Codes**	
Adjusted Beginning Fund Balance	9791-9795	0.00
LCFF Sources	8010-8099	106,217,911.00
Federal Revenue	8100-8299	0.00
Other State Revenue	8300-8599	0.00
Other Local Revenue	8600-8799	0.00
All Other Financing Sources and Contributions	8900-8999	0.00
Unearned Revenue	9650	0.00
TOTAL AVAILABLE		106,217,911.00
EXPENDITURES AND OTHER FINANCING USES (Objects 1000-7999)	**Function Codes**	
Instruction	1000-1999	106,217,911.00
Instruction-Related Services		
Instructional Supervision and Administration	2100-2150	0.00
AU of a Multidistrict SELPA	2200	0.00
Instructional Library, Media, and Technology	2420	0.00
Other Instructional Resources	2490-2495	0.00
School Administration	2700	0.00
Pupil Services		
Guidance and Counseling Services	3110	0.00
Psychological Services	3120	0.00
Attendance and Social Work Services	3130	0.00
Health Services	3140	0.00
Speech Pathology and Audiology Services	3150	0.00
Pupil Testing Services	3160	0.00
Pupil Transportation	3600	0.00
Food Services	3700	0.00
Other Pupil Services	3900	0.00
Ancillary Services	4000-4999	0.00
Community Services	5000-5999	0.00
Enterprise	6000-6999	0.00
General Administration	7000-7999	0.00
Plant Services	8000-8999	0.00
Other Outgo	9000-9999	0.00
TOTAL EXPENDITURES AND OTHER FINANCING USES		106,217,911.00
BALANCE (Total Available minus Total Expenditures and Other Financing Uses)		0.00
INDIRECT COSTS AS A PERCENTAGE OF ELIGIBLE EXPENDITURES		
Eligible Expenditures (Objects 1000-5999 except objects 5100-5199)		106,217,911.00
Indirect Costs (Objects 7310 and 7350)		0.00
Indirect Costs divided by Eligible Expenditures		0.00%

Description	Resource Codes	Object Codes	2020-21 Unaudited Actuals	2021-22 Budget	Percent Difference
A. REVENUES					
1) LCFF Sources		8010-8099	0.00	0.00	0.0%
2) Federal Revenue		8100-8299	0.00	0.00	0.0%
3) Other State Revenue		8300-8599	0.00	0.00	0.0%
4) Other Local Revenue		8600-8799	374,229.34	0.00	-100.0%
5) TOTAL, REVENUES			374,229.34	0.00	-100.0%
B. EXPENDITURES					
1) Certificated Salaries		1000-1999	0.00	0.00	0.0%
2) Classified Salaries		2000-2999	0.00	0.00	0.0%
3) Employee Benefits		3000-3999	0.00	0.00	0.0%
4) Books and Supplies		4000-4999	111,957.64	0.00	-100.0%
5) Services and Other Operating Expenditures		5000-5999	321,436.07	0.00	-100.0%
6) Capital Outlay		6000-6999	0.00	0.00	0.0%
7) Other Outgo (excluding Transfers of Indirect Costs)		7100-7299, 7400-7499	0.00	0.00	0.0%
8) Other Outgo - Transfers of Indirect Costs		7300-7399	0.00	0.00	0.0%
9) TOTAL, EXPENDITURES			433,393.71	0.00	-100.0%
C. EXCESS (DEFICIENCY) OF REVENUES OVER EXPENDITURES BEFORE OTHER FINANCING SOURCES AND USES (A5 - B9)			(59,164.37)	0.00	-100.0%
D. OTHER FINANCING SOURCES/USES					
1) Interfund Transfers					
a) Transfers In		8900-8929	0.00	0.00	0.0%
b) Transfers Out		7600-7629	0.00	0.00	0.0%
2) Other Sources/Uses					
a) Sources		8930-8979	0.00	0.00	0.0%
b) Uses		7630-7699	0.00	0.00	0.0%
3) Contributions		8980-8999	0.00	0.00	0.0%
4) TOTAL, OTHER FINANCING SOURCES/USES			0.00	0.00	0.0%

Description	Resource Codes	Object Codes	2020-21 Unaudited Actuals	2021-22 Budget	Percent Difference
E. NET INCREASE (DECREASE) IN FUND BALANCE (C + D4)			(59,164.37)	0.00	-100.0%
F. FUND BALANCE, RESERVES					
1) Beginning Fund Balance					
a) As of July 1 - Unaudited		9791	0.00	1,920,238.36	New
b) Audit Adjustments		9793	0.00	0.00	0.0%
c) As of July 1 - Audited (F1a + F1b)			0.00	1,920,238.36	New
d) Other Restatements		9795	1,979,402.73	0.00	-100.0%
e) Adjusted Beginning Balance (F1c + F1d)			1,979,402.73	1,920,238.36	-3.0%
2) Ending Balance, June 30 (E + F1e)			1,920,238.36	1,920,238.36	0.0%
Components of Ending Fund Balance					
a) Nonspendable					
Revolving Cash		9711	0.00	0.00	0.0%
Stores		9712	0.00	0.00	0.0%
Prepaid Items		9713	0.00	0.00	0.0%
All Others		9719	0.00	0.00	0.0%
b) Restricted		9740	1,920,238.36	1,920,238.36	0.0%
c) Committed					
Stabilization Arrangements		9750	0.00	0.00	0.0%
Other Commitments		9760	0.00	0.00	0.0%
d) Assigned					
Other Assignments		9780	0.00	0.00	0.0%
e) Unassigned/Unappropriated					
Reserve for Economic Uncertainties		9789	0.00	0.00	0.0%
Unassigned/Unappropriated Amount		9790	0.00	0.00	0.0%

Description	Resource Codes	Object Codes	2020-21 Unaudited Actuals	2021-22 Budget	Percent Difference
G. ASSETS					
1) Cash					
a) in County Treasury		9110	0.00		
1) Fair Value Adjustment to Cash in County Treasury		9111	0.00		
b) in Banks		9120	1,920,238.36		
c) in Revolving Cash Account		9130	0.00		
d) with Fiscal Agent/Trustee		9135	0.00		
e) Collections Awaiting Deposit		9140	0.00		
2) Investments		9150	0.00		
3) Accounts Receivable		9200	0.00		
4) Due from Grantor Government		9290	0.00		
5) Due from Other Funds		9310	0.00		
6) Stores		9320	0.00		
7) Prepaid Expenditures		9330	0.00		
8) Other Current Assets		9340	0.00		
9) TOTAL, ASSETS			1,920,238.36		
H. DEFERRED OUTFLOWS OF RESOURCES					
1) Deferred Outflows of Resources		9490	0.00		
2) TOTAL, DEFERRED OUTFLOWS			0.00		
I. LIABILITIES					
1) Accounts Payable		9500	0.00		
2) Due to Grantor Governments		9590	0.00		
3) Due to Other Funds		9610	0.00		
4) Current Loans		9640	0.00		
5) Unearned Revenues		9650	0.00		
6) TOTAL, LIABILITIES			0.00		
J. DEFERRED INFLOWS OF RESOURCES					
1) Deferred Inflows of Resources		9690	0.00		
2) TOTAL, DEFERRED INFLOWS			0.00		
K. FUND EQUITY					
Ending Fund Balance, June 30 (must agree with line F2) (G9 + H2) - (I6 + J2)			1,920,238.36		

Description	Resource Codes	Object Codes	2020-21 Unaudited Actuals	2021-22 Budget	Percent Difference
REVENUES					
Sale of Equipment and Supplies		8631	0.00	0.00	0.0%
All Other Sales		8639	357,539.33	0.00	-100.0%
Interest		8660	1,883.06	0.00	-100.0%
All Other Fees and Contracts		8689	0.00	0.00	0.0%
All Other Local Revenue		8699	14,806.95	0.00	-100.0%
TOTAL, REVENUES			374,229.34	0.00	-100.0%
CERTIFICATED SALARIES					
Certificated Teachers' Salaries		1100	0.00	0.00	0.0%
Certificated Pupil Support Salaries		1200	0.00	0.00	0.0%
Certificated Supervisors' and Administrators' Salaries		1300	0.00	0.00	0.0%
Other Certificated Salaries		1900	0.00	0.00	0.0%
TOTAL, CERTIFICATED SALARIES			0.00	0.00	0.0%
CLASSIFIED SALARIES					
Classified Instructional Salaries		2100	0.00	0.00	0.0%
Classified Support Salaries		2200	0.00	0.00	0.0%
Classified Supervisors' and Administrators' Salaries		2300	0.00	0.00	0.0%
Clerical, Technical and Office Salaries		2400	0.00	0.00	0.0%
Other Classified Salaries		2900	0.00	0.00	0.0%
TOTAL, CLASSIFIED SALARIES			0.00	0.00	0.0%
EMPLOYEE BENEFITS					
STRS		3101-3102	0.00	0.00	0.0%
PERS		3201-3202	0.00	0.00	0.0%
OASDI/Medicare/Alternative		3301-3302	0.00	0.00	0.0%
Health and Welfare Benefits		3401-3402	0.00	0.00	0.0%
Unemployment Insurance		3501-3502	0.00	0.00	0.0%
Workers' Compensation		3601-3602	0.00	0.00	0.0%
OPEB, Allocated		3701-3702	0.00	0.00	0.0%
OPEB, Active Employees		3751-3752	0.00	0.00	0.0%
Other Employee Benefits		3901-3902	0.00	0.00	0.0%
TOTAL, EMPLOYEE BENEFITS			0.00	0.00	0.0%

Description	Resource Codes	Object Codes	2020-21 Unaudited Actuals	2021-22 Budget	Percent Difference
BOOKS AND SUPPLIES					
Materials and Supplies		4300	102,478.00	0.00	-100.0%
Noncapitalized Equipment		4400	9,479.64	0.00	-100.0%
TOTAL, BOOKS AND SUPPLIES			111,957.64	0.00	-100.0%
SERVICES AND OTHER OPERATING EXPENDITURES					
Subagreements for Services		5100	0.00	0.00	0.0%
Dues and Memberships		5300	38,482.75	0.00	-100.0%
Insurance		5400-5450	0.00	0.00	0.0%
Rentals, Leases, Repairs, and Noncapitalized Improvements		5600	16,362.62	0.00	-100.0%
Transfers of Direct Costs - Interfund		5750	0.00	0.00	0.0%
Professional/Consulting Services and Operating Expenditures		5800	266,590.70	0.00	-100.0%
TOTAL, SERVICES AND OTHER OPERATING EXPENDITURES			321,436.07	0.00	-100.0%
CAPITAL OUTLAY					
Equipment		6400	0.00	0.00	0.0%
Equipment Replacement		6500	0.00	0.00	0.0%
Lease Assets		6600	0.00	0.00	0.0%
TOTAL, CAPITAL OUTLAY			0.00	0.00	0.0%
OTHER OUTGO - TRANSFERS OF INDIRECT COSTS					
Transfers of Indirect Costs - Interfund		7350	0.00	0.00	0.0%
TOTAL, OTHER OUTGO - TRANSFERS OF INDIRECT COSTS			0.00	0.00	0.0%
TOTAL, EXPENDITURES			433,393.71	0.00	-100.0%

Description	Resource Codes	Object Codes	2020-21 Unaudited Actuals	2021-22 Budget	Percent Difference
INTERFUND TRANSFERS					
INTERFUND TRANSFERS IN					
Other Authorized Interfund Transfers In		8919	0.00	0.00	0.0%
(a) TOTAL, INTERFUND TRANSFERS IN			0.00	0.00	0.0%
INTERFUND TRANSFERS OUT					
Other Authorized Interfund Transfers Out		7619	0.00	0.00	0.0%
(b) TOTAL, INTERFUND TRANSFERS OUT			0.00	0.00	0.0%
OTHER SOURCES/USES					
SOURCES					
Proceeds from Disposal of Capital Assets		8953	0.00	0.00	0.0%
Transfers from Funds of Lapsed/Reorganized LEAs		8965	0.00	0.00	0.0%
Proceeds from Leases		8972	0.00	0.00	0.0%
(c) TOTAL, SOURCES			0.00	0.00	0.0%
USES					
Transfers of Funds from Lapsed/Reorganized LEAs		7651	0.00	0.00	0.0%
(d) TOTAL, USES			0.00	0.00	0.0%
CONTRIBUTIONS					
Contributions from Unrestricted Revenues		8980	0.00	0.00	0.0%
Contributions from Restricted Revenues		8990	0.00	0.00	0.0%
(e) TOTAL, CONTRIBUTIONS			0.00	0.00	0.0%
TOTAL, OTHER FINANCING SOURCES/USES (a- b + c - d + e)			0.00	0.00	0.0%

Description	Function Codes	Object Codes	2020-21 Unaudited Actuals	2021-22 Budget	Percent Difference
A. REVENUES					
1) LCFF Sources		8010-8099	0.00	0.00	0.0%
2) Federal Revenue		8100-8299	0.00	0.00	0.0%
3) Other State Revenue		8300-8599	0.00	0.00	0.0%
4) Other Local Revenue		8600-8799	374,229.34	0.00	-100.0%
5) TOTAL, REVENUES			374,229.34	0.00	-100.0%
B. EXPENDITURES (Objects 1000-7999)					
1) Instruction	1000-1999		0.00	0.00	0.0%
2) Instruction - Related Services	2000-2999		0.00	0.00	0.0%
3) Pupil Services	3000-3999		0.00	0.00	0.0%
4) Ancillary Services	4000-4999		433,393.71	0.00	-100.0%
5) Community Services	5000-5999		0.00	0.00	0.0%
6) Enterprise	6000-6999		0.00	0.00	0.0%
7) General Administration	7000-7999		0.00	0.00	0.0%
8) Plant Services	8000-8999		0.00	0.00	0.0%
9) Other Outgo	9000-9999	Except 7600-7699	0.00	0.00	0.0%
10) TOTAL, EXPENDITURES			433,393.71	0.00	-100.0%
C. EXCESS (DEFICIENCY) OF REVENUES OVER EXPENDITURES BEFORE OTHER FINANCING SOURCES AND USES (A5 - B10)			(59,164.37)	0.00	-100.0%
D. OTHER FINANCING SOURCES/USES					
1) Interfund Transfers					
a) Transfers In		8900-8929	0.00	0.00	0.0%
b) Transfers Out		7600-7629	0.00	0.00	0.0%
2) Other Sources/Uses					
a) Sources		8930-8979	0.00	0.00	0.0%
b) Uses		7630-7699	0.00	0.00	0.0%
3) Contributions		8980-8999	0.00	0.00	0.0%
4) TOTAL, OTHER FINANCING SOURCES/USES			0.00	0.00	0.0%

Description	Function Codes	Object Codes	2020-21 Unaudited Actuals	2021-22 Budget	Percent Difference
E. NET INCREASE (DECREASE) IN FUND BALANCE (C + D4)			(59,164.37)	0.00	-100.0%
F. FUND BALANCE, RESERVES					
1) Beginning Fund Balance					
a) As of July 1 - Unaudited		9791	0.00	1,920,238.36	New
b) Audit Adjustments		9793	0.00	0.00	0.0%
c) As of July 1 - Audited (F1a + F1b)			0.00	1,920,238.36	New
d) Other Restatements		9795	1,979,402.73	0.00	-100.0%
e) Adjusted Beginning Balance (F1c + F1d)			1,979,402.73	1,920,238.36	-3.0%
2) Ending Balance, June 30 (E + F1e)			1,920,238.36	1,920,238.36	0.0%
Components of Ending Fund Balance					
a) Nonspendable					
Revolving Cash		9711	0.00	0.00	0.0%
Stores		9712	0.00	0.00	0.0%
Prepaid Items		9713	0.00	0.00	0.0%
All Others		9719	0.00	0.00	0.0%
b) Restricted		9740	1,920,238.36	1,920,238.36	0.0%
c) Committed					
Stabilization Arrangements		9750	0.00	0.00	0.0%
Other Commitments (by Resource/Object)		9760	0.00	0.00	0.0%
d) Assigned					
Other Assignments (by Resource/Object)		9780	0.00	0.00	0.0%
e) Unassigned/Unappropriated					
Reserve for Economic Uncertainties		9789	0.00	0.00	0.0%
Unassigned/Unappropriated Amount		9790	0.00	0.00	0.0%

Resource	Description	2020-21 Unaudited Actuals	2021-22 Budget
8210	Student Activity Funds	1,920,238.36	1,920,238.36
Total, Restricted Balance		1,920,238.36	1,920,238.36

Description	Resource Codes	Object Codes	2020-21 Unaudited Actuals	2021-22 Budget	Percent Difference
A. REVENUES					
1) LCFF Sources		8010-8099	2,814,958.01	2,980,858.00	5.9%
2) Federal Revenue		8100-8299	23,738.48	116,427.00	390.5%
3) Other State Revenue		8300-8599	463,536.53	333,525.00	-28.0%
4) Other Local Revenue		8600-8799	12,572.41	5,252.00	-58.2%
5) TOTAL, REVENUES			3,314,805.43	3,436,062.00	3.7%
B. EXPENDITURES					
1) Certificated Salaries		1000-1999	1,487,704.24	1,462,348.00	-1.7%
2) Classified Salaries		2000-2999	283,060.64	280,818.00	-0.8%
3) Employee Benefits		3000-3999	841,337.43	879,732.00	4.6%
4) Books and Supplies		4000-4999	65,657.16	254,090.00	287.0%
5) Services and Other Operating Expenditures		5000-5999	225,220.21	457,070.00	102.9%
6) Capital Outlay		6000-6999	0.00	0.00	0.0%
7) Other Outgo (excluding Transfers of Indirect Costs)		7100-7299, 7400-7499	0.00	0.00	0.0%
8) Other Outgo - Transfers of Indirect Costs		7300-7399	9,063.99	9,638.00	6.3%
9) TOTAL, EXPENDITURES			2,912,043.67	3,343,696.00	14.8%
C. EXCESS (DEFICIENCY) OF REVENUES OVER EXPENDITURES BEFORE OTHER FINANCING SOURCES AND USES (A5 - B9)			402,761.76	92,366.00	-77.1%
D. OTHER FINANCING SOURCES/USES					
1) Interfund Transfers					
a) Transfers In		8900-8929	0.00	0.00	0.0%
b) Transfers Out		7600-7629	224,525.53	237,324.00	5.7%
2) Other Sources/Uses					
a) Sources		8930-8979	0.00	0.00	0.0%
b) Uses		7630-7699	0.00	0.00	0.0%
3) Contributions		8980-8999	0.00	0.00	0.0%
4) TOTAL, OTHER FINANCING SOURCES/USES			(224,525.53)	(237,324.00)	5.7%

Description	Resource Codes	Object Codes	2020-21 Unaudited Actuals	2021-22 Budget	Percent Difference
E. NET INCREASE (DECREASE) IN FUND BALANCE (C + D4)			178,236.23	(144,958.00)	-181.3%
F. FUND BALANCE, RESERVES					
1) Beginning Fund Balance					
a) As of July 1 - Unaudited		9791	1,317,936.53	1,496,172.76	13.5%
b) Audit Adjustments		9793	0.00	0.00	0.0%
c) As of July 1 - Audited (F1a + F1b)			1,317,936.53	1,496,172.76	13.5%
d) Other Restatements		9795	0.00	0.00	0.0%
e) Adjusted Beginning Balance (F1c + F1d)			1,317,936.53	1,496,172.76	13.5%
2) Ending Balance, June 30 (E + F1e)			1,496,172.76	1,351,214.76	-9.7%
Components of Ending Fund Balance					
a) Nonspendable					
Revolving Cash		9711	0.00	0.00	0.0%
Stores		9712	0.00	0.00	0.0%
Prepaid Items		9713	0.00	0.00	0.0%
All Others		9719	0.00	0.00	0.0%
b) Restricted		9740	233,651.18	235,204.18	0.7%
c) Committed					
Stabilization Arrangements		9750	0.00	0.00	0.0%
Other Commitments		9760	0.00	0.00	0.0%
d) Assigned					
Other Assignments		9780	1,262,521.58	1,116,010.58	-11.6%
LCFF Revenue	0000	9780	*1,010,017.26*		
Reserve for Economic Uncertainties	0000	9780	*252,504.32*		
LCFF Revenue	0000	9780		*892,808.46*	
Reserve for Economic Uncertainties	0000	9780		*223,202.12*	
e) Unassigned/Unappropriated					
Reserve for Economic Uncertainties		9789	0.00	0.00	0.0%
Unassigned/Unappropriated Amount		9790	0.00	0.00	0.0%

Description	Resource Codes	Object Codes	2020-21 Unaudited Actuals	2021-22 Budget	Percent Difference
G. ASSETS					
1) Cash					
a) in County Treasury		9110	1,300,893.63		
1) Fair Value Adjustment to Cash in County Treasury		9111	0.00		
b) in Banks		9120	0.00		
c) in Revolving Cash Account		9130	0.00		
d) with Fiscal Agent/Trustee		9135	0.00		
e) Collections Awaiting Deposit		9140	0.00		
2) Investments		9150	0.00		
3) Accounts Receivable		9200	126,557.03		
4) Due from Grantor Government		9290	0.00		
5) Due from Other Funds		9310	161,936.39		
6) Stores		9320	0.00		
7) Prepaid Expenditures		9330	0.00		
8) Other Current Assets		9340	0.00		
9) TOTAL, ASSETS			1,589,387.05		
H. DEFERRED OUTFLOWS OF RESOURCES					
1) Deferred Outflows of Resources		9490	0.00		
2) TOTAL, DEFERRED OUTFLOWS			0.00		
I. LIABILITIES					
1) Accounts Payable		9500	62,571.20		
2) Due to Grantor Governments		9590	0.00		
3) Due to Other Funds		9610	30,643.09		
4) Current Loans		9640	0.00		
5) Unearned Revenue		9650	0.00		
6) TOTAL, LIABILITIES			93,214.29		
J. DEFERRED INFLOWS OF RESOURCES					
1) Deferred Inflows of Resources		9690	0.00		
2) TOTAL, DEFERRED INFLOWS			0.00		
K. FUND EQUITY					
Ending Fund Balance, June 30 (must agree with line F2) (G9 + H2) - (I6 + J2)			1,496,172.76		

Description	Resource Codes	Object Codes	2020-21 Unaudited Actuals	2021-22 Budget	Percent Difference
LCFF SOURCES					
Principal Apportionment State Aid - Current Year		8011	1,109,935.00	1,623,848.00	46.3%
Education Protection Account State Aid - Current Year		8012	1,014,734.00	652,552.00	-35.7%
State Aid - Prior Years		8019	(7,518.99)	0.00	-100.0%
LCFF Transfers					
Unrestricted LCFF Transfers - Current Year	0000	8091	0.00	0.00	0.0%
All Other LCFF Transfers - Current Year	All Other	8091	0.00	0.00	0.0%
Transfers to Charter Schools in Lieu of Property Taxes		8096	697,808.00	704,458.00	1.0%
Property Taxes Transfers		8097	0.00	0.00	0.0%
LCFF/Revenue Limit Transfers - Prior Years		8099	0.00	0.00	0.0%
TOTAL, LCFF SOURCES			2,814,958.01	2,980,858.00	5.9%
FEDERAL REVENUE					
Maintenance and Operations		8110	0.00	0.00	0.0%
Special Education Entitlement		8181	0.00	0.00	0.0%
Special Education Discretionary Grants		8182	0.00	0.00	0.0%
Child Nutrition Programs		8220	0.00	0.00	0.0%
Donated Food Commodities		8221	0.00	0.00	0.0%
Interagency Contracts Between LEAs		8285	0.00	0.00	0.0%
Title I, Part A, Basic	3010	8290	0.00	0.00	0.0%
Title I, Part D, Local Delinquent Programs	3025	8290	0.00	0.00	0.0%
Title II, Part A, Supporting Effective Instruction	4035	8290	0.00	0.00	0.0%
Title III, Part A, Immigrant Student Program	4201	8290	0.00	0.00	0.0%
Title III, Part A, English Learner Program	4203	8290	0.00	0.00	0.0%
Public Charter Schools Grant Program (PCSGP)	4610	8290	0.00	0.00	0.0%
Other NCLB / Every Student Succeeds Act	3020, 3040, 3041, 3045, 3060, 3061, 3150, 3155, 3180, 3181, 3182, 3185, 4037, 4124, 4126, 4127, 4128, 5510, 5630	8290	3,961.48	116,427.00	2839.0%
Career and Technical Education	3500-3599	8290	0.00	0.00	0.0%
All Other Federal Revenue	All Other	8290	19,777.00	0.00	-100.0%
TOTAL, FEDERAL REVENUE			23,738.48	116,427.00	390.5%

Description	Resource Codes	Object Codes	2020-21 Unaudited Actuals	2021-22 Budget	Percent Difference
OTHER STATE REVENUE					
Other State Apportionments					
Special Education Master Plan Current Year	6500	8311	117,908.00	119,747.00	1.6%
Prior Years	6500	8319	(62.28)	0.00	-100.0%
All Other State Apportionments - Current Year	All Other	8311	0.00	0.00	0.0%
All Other State Apportionments - Prior Years	All Other	8319	0.00	0.00	0.0%
Child Nutrition Programs		8520	0.00	0.00	0.0%
Mandated Costs Reimbursements		8550	11,048.00	11,065.00	0.2%
Lottery - Unrestricted and Instructional Materials		8560	68,295.81	54,437.00	-20.3%
After School Education and Safety (ASES)	6010	8590	0.00	0.00	0.0%
Charter School Facility Grant	6030	8590	0.00	0.00	0.0%
Drug/Alcohol/Tobacco Funds	6690, 6695	8590	0.00	0.00	0.0%
California Clean Energy Jobs Act	6230	8590	0.00	0.00	0.0%
Career Technical Education Incentive Grant Program	6387	8590	0.00	0.00	0.0%
Specialized Secondary	7370	8590	0.00	0.00	0.0%
All Other State Revenue	All Other	8590	266,347.00	148,276.00	-44.3%
TOTAL, OTHER STATE REVENUE			463,536.53	333,525.00	-28.0%

Description	Resource Codes	Object Codes	2020-21 Unaudited Actuals	2021-22 Budget	Percent Difference
OTHER LOCAL REVENUE					
Sales					
Sale of Equipment/Supplies		8631	0.00	0.00	0.0%
Sale of Publications		8632	0.00	0.00	0.0%
Food Service Sales		8634	0.00	0.00	0.0%
All Other Sales		8639	0.00	0.00	0.0%
Leases and Rentals		8650	0.00	0.00	0.0%
Interest		8660	8,666.00	5,252.00	-39.4%
Net Increase (Decrease) in the Fair Value of Investments		8662	0.00	0.00	0.0%
Fees and Contracts					
Child Development Parent Fees		8673	0.00	0.00	0.0%
Transportation Fees From Individuals		8675	0.00	0.00	0.0%
Interagency Services		8677	0.00	0.00	0.0%
All Other Fees and Contracts		8689	3,906.41	0.00	-100.0%
All Other Local Revenue		8699	0.00	0.00	0.0%
Tuition		8710	0.00	0.00	0.0%
All Other Transfers In		8781-8783	0.00	0.00	0.0%
Transfers of Apportionments					
Special Education SELPA Transfers					
From Districts or Charter Schools	6500	8791	0.00	0.00	0.0%
From County Offices	6500	8792	0.00	0.00	0.0%
From JPAs	6500	8793	0.00	0.00	0.0%
Other Transfers of Apportionments					
From Districts or Charter Schools	All Other	8791	0.00	0.00	0.0%
From County Offices	All Other	8792	0.00	0.00	0.0%
From JPAs	All Other	8793	0.00	0.00	0.0%
All Other Transfers In from All Others		8799	0.00	0.00	0.0%
TOTAL, OTHER LOCAL REVENUE			12,572.41	5,252.00	-58.2%
TOTAL, REVENUES			3,314,805.43	3,436,062.00	3.7%

Description	Resource Codes	Object Codes	2020-21 Unaudited Actuals	2021-22 Budget	Percent Difference
CERTIFICATED SALARIES					
Certificated Teachers' Salaries		1100	1,063,886.04	1,010,630.00	-5.0%
Certificated Pupil Support Salaries		1200	100,081.93	137,813.00	37.7%
Certificated Supervisors' and Administrators' Salaries		1300	252,026.16	251,674.00	-0.1%
Other Certificated Salaries		1900	71,710.11	62,231.00	-13.2%
TOTAL, CERTIFICATED SALARIES			1,487,704.24	1,462,348.00	-1.7%
CLASSIFIED SALARIES					
Classified Instructional Salaries		2100	172,492.65	149,305.00	-13.4%
Classified Support Salaries		2200	0.00	0.00	0.0%
Classified Supervisors' and Administrators' Salaries		2300	0.00	0.00	0.0%
Clerical, Technical and Office Salaries		2400	110,567.99	131,513.00	18.9%
Other Classified Salaries		2900	0.00	0.00	0.0%
TOTAL, CLASSIFIED SALARIES			283,060.64	280,818.00	-0.8%
EMPLOYEE BENEFITS					
STRS		3101-3102	360,614.62	388,986.00	7.9%
PERS		3201-3202	80,692.17	58,258.00	-27.8%
OASDI/Medicare/Alternative		3301-3302	48,739.65	42,718.00	-12.4%
Health and Welfare Benefits		3401-3402	280,153.43	307,061.00	9.6%
Unemployment Insurance		3501-3502	886.26	18,252.00	1959.4%
Workers' Compensation		3601-3602	34,760.46	34,906.00	0.4%
OPEB, Allocated		3701-3702	3,906.41	10,663.00	173.0%
OPEB, Active Employees		3751-3752	0.00	0.00	0.0%
Other Employee Benefits		3901-3902	31,584.43	18,888.00	-40.2%
TOTAL, EMPLOYEE BENEFITS			841,337.43	879,732.00	4.6%
BOOKS AND SUPPLIES					
Approved Textbooks and Core Curricula Materials		4100	2,591.82	11,606.00	347.8%
Books and Other Reference Materials		4200	1,545.10	3,498.00	126.4%
Materials and Supplies		4300	50,462.17	226,512.00	348.9%
Noncapitalized Equipment		4400	11,058.07	12,474.00	12.8%
Food		4700	0.00	0.00	0.0%
TOTAL, BOOKS AND SUPPLIES			65,657.16	254,090.00	287.0%

Description	Resource Codes	Object Codes	2020-21 Unaudited Actuals	2021-22 Budget	Percent Difference
SERVICES AND OTHER OPERATING EXPENDITURES					
Subagreements for Services		5100	0.00	0.00	0.0%
Travel and Conferences		5200	561.96	17,998.00	3102.7%
Dues and Memberships		5300	5,008.50	2,593.00	-48.2%
Insurance		5400-5450	0.00	0.00	0.0%
Operations and Housekeeping Services		5500	0.00	0.00	0.0%
Rentals, Leases, Repairs, and Noncapitalized Improvements		5600	618.73	1,176.00	90.1%
Transfers of Direct Costs		5710	0.00	0.00	0.0%
Transfers of Direct Costs - Interfund		5750	80,208.51	182,220.00	127.2%
Professional/Consulting Services and Operating Expenditures		5800	125,069.24	252,249.00	101.7%
Communications		5900	13,753.27	834.00	-93.9%
TOTAL, SERVICES AND OTHER OPERATING EXPENDITURES			225,220.21	457,070.00	102.9%
CAPITAL OUTLAY					
Land		6100	0.00	0.00	0.0%
Land Improvements		6170	0.00	0.00	0.0%
Buildings and Improvements of Buildings		6200	0.00	0.00	0.0%
Books and Media for New School Libraries or Major Expansion of School Libraries		6300	0.00	0.00	0.0%
Equipment		6400	0.00	0.00	0.0%
Equipment Replacement		6500	0.00	0.00	0.0%
Lease Assets		6600	0.00	0.00	0.0%
TOTAL, CAPITAL OUTLAY			0.00	0.00	0.0%

Description	Resource Codes	Object Codes	2020-21 Unaudited Actuals	2021-22 Budget	Percent Difference
OTHER OUTGO (excluding Transfers of Indirect Costs)					
Tuition					
Tuition for Instruction Under Interdistrict Attendance Agreements		7110	0.00	0.00	0.0%
Tuition, Excess Costs, and/or Deficit Payments					
Payments to Districts or Charter Schools		7141	0.00	0.00	0.0%
Payments to County Offices		7142	0.00	0.00	0.0%
Payments to JPAs		7143	0.00	0.00	0.0%
Other Transfers Out					
All Other Transfers		7281-7283	0.00	0.00	0.0%
All Other Transfers Out to All Others		7299	0.00	0.00	0.0%
Debt Service					
Debt Service - Interest		7438	0.00	0.00	0.0%
Other Debt Service - Principal		7439	0.00	0.00	0.0%
TOTAL, OTHER OUTGO (excluding Transfers of Indirect Costs)			0.00	0.00	0.0%
OTHER OUTGO - TRANSFERS OF INDIRECT COSTS					
Transfers of Indirect Costs		7310	0.00	0.00	0.0%
Transfers of Indirect Costs - Interfund		7350	9,063.99	9,638.00	6.3%
TOTAL, OTHER OUTGO - TRANSFERS OF INDIRECT COSTS			9,063.99	9,638.00	6.3%
TOTAL, EXPENDITURES			2,912,043.67	3,343,696.00	14.8%

Description	Resource Codes	Object Codes	2020-21 Unaudited Actuals	2021-22 Budget	Percent Difference
INTERFUND TRANSFERS					
INTERFUND TRANSFERS IN					
Other Authorized Interfund Transfers In		8919	0.00	0.00	0.0%
(a) TOTAL, INTERFUND TRANSFERS IN			0.00	0.00	0.0%
INTERFUND TRANSFERS OUT					
Other Authorized Interfund Transfers Out		7619	224,525.53	237,324.00	5.7%
(b) TOTAL, INTERFUND TRANSFERS OUT			224,525.53	237,324.00	5.7%
OTHER SOURCES/USES					
SOURCES					
Other Sources					
Transfers from Funds of Lapsed/Reorganized LEAs		8965	0.00	0.00	0.0%
Long-Term Debt Proceeds					
Proceeds from Leases		8972	0.00	0.00	0.0%
All Other Financing Sources		8979	0.00	0.00	0.0%
(c) TOTAL, SOURCES			0.00	0.00	0.0%
USES					
Transfers of Funds from Lapsed/Reorganized LEAs		7651	0.00	0.00	0.0%
All Other Financing Uses		7699	0.00	0.00	0.0%
(d) TOTAL, USES			0.00	0.00	0.0%
CONTRIBUTIONS					
Contributions from Unrestricted Revenues		8980	0.00	0.00	0.0%
Contributions from Restricted Revenues		8990	0.00	0.00	0.0%
(e) TOTAL, CONTRIBUTIONS			0.00	0.00	0.0%
TOTAL, OTHER FINANCING SOURCES/USES (a - b + c - d + e)			(224,525.53)	(237,324.00)	5.7%

Description	Function Codes	Object Codes	2020-21 Unaudited Actuals	2021-22 Budget	Percent Difference
A. REVENUES					
1) LCFF Sources		8010-8099	2,814,958.01	2,980,858.00	5.9%
2) Federal Revenue		8100-8299	23,738.48	116,427.00	390.5%
3) Other State Revenue		8300-8599	463,536.53	333,525.00	-28.0%
4) Other Local Revenue		8600-8799	12,572.41	5,252.00	-58.2%
5) TOTAL, REVENUES			3,314,805.43	3,436,062.00	3.7%
B. EXPENDITURES (Objects 1000-7999)					
1) Instruction	1000-1999		1,984,074.38	2,181,427.00	9.9%
2) Instruction - Related Services	2000-2999		674,891.85	765,097.00	13.4%
3) Pupil Services	3000-3999		154,013.45	207,534.00	34.8%
4) Ancillary Services	4000-4999		0.00	0.00	0.0%
5) Community Services	5000-5999		0.00	0.00	0.0%
6) Enterprise	6000-6999		0.00	0.00	0.0%
7) General Administration	7000-7999		99,063.99	189,638.00	91.4%
8) Plant Services	8000-8999		0.00	0.00	0.0%
9) Other Outgo	9000-9999	Except 7600-7699	0.00	0.00	0.0%
10) TOTAL, EXPENDITURES			2,912,043.67	3,343,696.00	14.8%
C. EXCESS (DEFICIENCY) OF REVENUES OVER EXPENDITURES BEFORE OTHER FINANCING SOURCES AND USES (A5 - B10)			402,761.76	92,366.00	-77.1%
D. OTHER FINANCING SOURCES/USES					
1) Interfund Transfers					
a) Transfers In		8900-8929	0.00	0.00	0.0%
b) Transfers Out		7600-7629	224,525.53	237,324.00	5.7%
2) Other Sources/Uses					
a) Sources		8930-8979	0.00	0.00	0.0%
b) Uses		7630-7699	0.00	0.00	0.0%
3) Contributions		8980-8999	0.00	0.00	0.0%
4) TOTAL, OTHER FINANCING SOURCES/USES			(224,525.53)	(237,324.00)	5.7%

Description	Function Codes	Object Codes	2020-21 Unaudited Actuals	2021-22 Budget	Percent Difference
E. NET INCREASE (DECREASE) IN FUND BALANCE (C + D4)			178,236.23	(144,958.00)	-181.3%
F. FUND BALANCE, RESERVES					
1) Beginning Fund Balance					
a) As of July 1 - Unaudited		9791	1,317,936.53	1,496,172.76	13.5%
b) Audit Adjustments		9793	0.00	0.00	0.0%
c) As of July 1 - Audited (F1a + F1b)			1,317,936.53	1,496,172.76	13.5%
d) Other Restatements		9795	0.00	0.00	0.0%
e) Adjusted Beginning Balance (F1c + F1d)			1,317,936.53	1,496,172.76	13.5%
2) Ending Balance, June 30 (E + F1e)			1,496,172.76	1,351,214.76	-9.7%
Components of Ending Fund Balance					
a) Nonspendable					
Revolving Cash		9711	0.00	0.00	0.0%
Stores		9712	0.00	0.00	0.0%
Prepaid Items		9713	0.00	0.00	0.0%
All Others		9719	0.00	0.00	0.0%
b) Restricted		9740	233,651.18	235,204.18	0.7%
c) Committed					
Stabilization Arrangements		9750	0.00	0.00	0.0%
Other Commitments (by Resource/Object)		9760	0.00	0.00	0.0%
d) Assigned					
Other Assignments (by Resource/Object)		9780	1,262,521.58	1,116,010.58	-11.6%
LCFF Revenue	0000	9780	*1,010,017.26*		
Reserve for Economic Uncertainties	0000	9780	*252,504.32*		
LCFF Revenue	0000	9780		*892,808.46*	
Reserve for Economic Uncertainties	0000	9780		*223,202.12*	
e) Unassigned/Unappropriated					
Reserve for Economic Uncertainties		9789	0.00	0.00	0.0%
Unassigned/Unappropriated Amount		9790	0.00	0.00	0.0%

Resource	Description	2020-21 Unaudited Actuals	2021-22 Budget
6300	Lottery: Instructional Materials	21,720.21	23,273.21
7425	Expanded Learning Opportunities (ELO) Grant	91,225.00	91,225.00
7426	Expanded Learning Opportunities (ELO) Grant: Paraprofessio	9,802.00	9,802.00
9010	Other Restricted Local	110,903.97	110,903.97
Total, Restricted Balance		233,651.18	235,204.18

Expenditures through: _____

For Fund(s), Resource(s), and Project Year(s):

09 1400 0 Education Protection Account

Description	Object Codes	Amount
AMOUNT AVAILABLE FOR THIS FISCAL YEAR		
Adjusted Beginning Fund Balance	9791-9795	0.00
LCFF Sources	8010-8099	1,015,609.00
Federal Revenue	8100-8299	0.00
Other State Revenue	8300-8599	0.00
Other Local Revenue	8600-8799	0.00
All Other Financing Sources and Contributions	8900-8999	0.00
Unearned Revenue	9650	0.00
TOTAL AVAILABLE		1,015,609.00
EXPENDITURES AND OTHER FINANCING USES		
Certificated Salaries	1000-1999	727,822.00
Classified Salaries	2000-2999	0.00
Employee Benefits	3000-3999	287,787.00
Books and Supplies	4000-4999	0.00
Services and Other Operating Expenditures	5000-5999, except 5100-5199	0.00
Subagreements for Services	5100-5199	0.00
Capital Outlay	6000-6999	0.00
Other Outgo (Excluding Indirect Costs)	7000-7299, 7400-7499	0.00
Indirect Costs	7310,7350	0.00
Other Financing Uses	7600-7999	0.00
TOTAL EXPENDITURES AND OTHER FINANCING USES		1,015,609.00
BALANCE (Total Available minus Total Expenditures and Other Financing Uses)		0.00
INDIRECT COSTS AS A PERCENTAGE OF ELIGIBLE EXPENDITURES		
Eligible Expenditures (Objects 1000-5999 except objects 5100-5199)		1,015,609.00
Indirect Costs (Objects 7310 and 7350)		0.00
Indirect Costs divided by Eligible Expenditures		0.00%

Expenditures through:
For Fund(s), Resource(s), and Project Year(s):

09 1400 0 Education Protection Account

Description	Object Codes	Amount
AMOUNT AVAILABLE FOR THIS FISCAL YEAR		
Adjusted Beginning Fund Balance	9791-9795	0.00
LCFF Sources	8010-8099	1,015,609.00
Federal Revenue	8100-8299	0.00
Other State Revenue	8300-8599	0.00
Other Local Revenue	8600-8799	0.00
All Other Financing Sources and Contributions	8900-8999	0.00
Unearned Revenue	9650	0.00
TOTAL AVAILABLE		1,015,609.00
EXPENDITURES AND OTHER FINANCING USES		
Certificated Salaries	1000-1999	727,822.00
Classified Salaries	2000-2999	0.00
Employee Benefits	3000-3999	287,787.00
Books and Supplies	4000-4999	
Instruction (Functions 1000-1999)		0.00
Noninstruction (Functions other than 1000-1999)		0.00
Subagreements for Services	5100-5199	
Instruction (Functions 1000-1999)		0.00
Noninstruction (Functions other than 1000-1999)		0.00
Travel and Conferences	5200-5299	0.00
Services and Other Operating Expenditures		
(Excluding objects 5200-5299 and 5800-5999)	5300-5799	0.00
Professional/Consulting Services & Operating Expenditures	5800-5899	
Instruction (Functions 1000-1999)		0.00
Noninstruction (Functions other than 1000-1999)		0.00
Communications	5900-5999	
Instruction (Functions 1000-1999)		0.00
Noninstruction (Functions other than 1000-1999)		0.00
Capital Outlay	6000-6999	0.00
Other Outgo (Excluding	7000-7299,	
Indirect Costs)	7400-7499	0.00
Indirect Costs	7310,7350	0.00
Other Financing Uses	7600-7999	0.00
TOTAL EXPENDITURES AND OTHER FINANCING USES		1,015,609.00
BALANCE (Total Available minus Total Expenditures and Other Financing Uses)		0.00
INDIRECT COSTS AS A PERCENTAGE OF ELIGIBLE EXPENDITURES		
Eligible Expenditures (Objects 1000-5999 except objects 5100-5199)		1,015,609.00
Indirect Costs (Objects 7310 and 7350)		0.00
Indirect Costs divided by Eligible Expenditures		0.00%

Expenditures through: _____
For Fund(s), Resource(s), and Project Year(s):

09 1400 0 Education Protection Account

Description		Amount
AMOUNT AVAILABLE FOR THIS FISCAL YEAR	**Object Codes**	
Adjusted Beginning Fund Balance	9791-9795	0.00
LCFF Sources	8010-8099	1,015,609.00
Federal Revenue	8100-8299	0.00
Other State Revenue	8300-8599	0.00
Other Local Revenue	8600-8799	0.00
All Other Financing Sources and Contributions	8900-8999	0.00
Unearned Revenue	9650	0.00
TOTAL AVAILABLE		1,015,609.00
EXPENDITURES AND OTHER FINANCING USES (Objects 1000-7999)	**Function Codes**	
Instruction	1000-1999	1,015,609.00
Instruction-Related Services	2000-2999	0.00
Pupil Services	3000-3999	0.00
Ancillary Services	4000-4999	0.00
Community Services	5000-5999	0.00
Enterprise	6000-6999	0.00
General Administration	7000-7999	0.00
Plant Services	8000-8999	0.00
Other Outgo	9000-9999	0.00
TOTAL EXPENDITURES AND OTHER FINANCING USES		1,015,609.00
BALANCE (Total Available minus Total Expenditures and Other Financing Uses)		0.00
INDIRECT COSTS AS A PERCENTAGE OF ELIGIBLE EXPENDITURES		
Eligible Expenditures (Objects 1000-5999 except objects 5100-5199)		1,015,609.00
Indirect Costs (Objects 7310 and 7350)		0.00
Indirect Costs divided by Eligible Expenditures		0.00%

Expenditures through:
For Fund(s), Resource(s), and Project Year(s):

09 1400 0 Education Protection Account

Description		Amount
AMOUNT AVAILABLE FOR THIS FISCAL YEAR	**Object Codes**	
Adjusted Beginning Fund Balance	9791-9795	0.00
LCFF Sources	8010-8099	1,015,609.00
Federal Revenue	8100-8299	0.00
Other State Revenue	8300-8599	0.00
Other Local Revenue	8600-8799	0.00
All Other Financing Sources and Contributions	8900-8999	0.00
Unearned Revenue	9650	0.00
TOTAL AVAILABLE		1,015,609.00
EXPENDITURES AND OTHER FINANCING USES (Objects 1000-7999)	**Function Codes**	
Instruction	1000-1999	1,015,609.00
Instruction-Related Services		
Instructional Supervision and Administration	2100-2150	0.00
AU of a Multidistrict SELPA	2200	0.00
Instructional Library, Media, and Technology	2420	0.00
Other Instructional Resources	2490-2495	0.00
School Administration	2700	0.00
Pupil Services		
Guidance and Counseling Services	3110	0.00
Psychological Services	3120	0.00
Attendance and Social Work Services	3130	0.00
Health Services	3140	0.00
Speech Pathology and Audiology Services	3150	0.00
Pupil Testing Services	3160	0.00
Pupil Transportation	3600	0.00
Food Services	3700	0.00
Other Pupil Services	3900	0.00
Ancillary Services	4000-4999	0.00
Community Services	5000-5999	0.00
Enterprise	6000-6999	0.00
General Administration	7000-7999	0.00
Plant Services	8000-8999	0.00
Other Outgo	9000-9999	0.00
TOTAL EXPENDITURES AND OTHER FINANCING USES		1,015,609.00
BALANCE (Total Available minus Total Expenditures and Other Financing Uses)		0.00
INDIRECT COSTS AS A PERCENTAGE OF ELIGIBLE EXPENDITURES		
Eligible Expenditures (Objects 1000-5999 except objects 5100-5199)		1,015,609.00
Indirect Costs (Objects 7310 and 7350)		0.00
Indirect Costs divided by Eligible Expenditures		0.00%

Description	Resource Codes	Object Codes	2020-21 Unaudited Actuals	2021-22 Budget	Percent Difference
A. REVENUES					
1) LCFF Sources		8010-8099	0.00	0.00	0.0%
2) Federal Revenue		8100-8299	0.00	0.00	0.0%
3) Other State Revenue		8300-8599	4,789,481.59	4,970,677.00	3.8%
4) Other Local Revenue		8600-8799	0.00	0.00	0.0%
5) TOTAL, REVENUES			4,789,481.59	4,970,677.00	3.8%
B. EXPENDITURES					
1) Certificated Salaries		1000-1999	0.00	0.00	0.0%
2) Classified Salaries		2000-2999	0.00	0.00	0.0%
3) Employee Benefits		3000-3999	0.00	0.00	0.0%
4) Books and Supplies		4000-4999	0.00	0.00	0.0%
5) Services and Other Operating Expenditures		5000-5999	0.00	0.00	0.0%
6) Capital Outlay		6000-6999	0.00	0.00	0.0%
7) Other Outgo (excluding Transfers of Indirect Costs)		7100-7299, 7400-7499	4,789,481.59	4,970,677.00	3.8%
8) Other Outgo - Transfers of Indirect Costs		7300-7399	0.00	0.00	0.0%
9) TOTAL, EXPENDITURES			4,789,481.59	4,970,677.00	3.8%
C. EXCESS (DEFICIENCY) OF REVENUES OVER EXPENDITURES BEFORE OTHER FINANCING SOURCES AND USES (A5 - B9)			0.00	0.00	0.0%
D. OTHER FINANCING SOURCES/USES					
1) Interfund Transfers					
a) Transfers In		8900-8929	0.00	0.00	0.0%
b) Transfers Out		7600-7629	0.00	0.00	0.0%
2) Other Sources/Uses					
a) Sources		8930-8979	0.00	0.00	0.0%
b) Uses		7630-7699	0.00	0.00	0.0%
3) Contributions		8980-8999	0.00	0.00	0.0%
4) TOTAL, OTHER FINANCING SOURCES/USES			0.00	0.00	0.0%

Description	Resource Codes	Object Codes	2020-21 Unaudited Actuals	2021-22 Budget	Percent Difference
E. NET INCREASE (DECREASE) IN FUND BALANCE (C + D4)			0.00	0.00	0.0%
F. FUND BALANCE, RESERVES					
1) Beginning Fund Balance					
a) As of July 1 - Unaudited		9791	0.00	0.00	0.0%
b) Audit Adjustments		9793	0.00	0.00	0.0%
c) As of July 1 - Audited (F1a + F1b)			0.00	0.00	0.0%
d) Other Restatements		9795	0.00	0.00	0.0%
e) Adjusted Beginning Balance (F1c + F1d)			0.00	0.00	0.0%
2) Ending Balance, June 30 (E + F1e)			0.00	0.00	0.0%
Components of Ending Fund Balance					
a) Nonspendable					
Revolving Cash		9711	0.00	0.00	0.0%
Stores		9712	0.00	0.00	0.0%
Prepaid Items		9713	0.00	0.00	0.0%
All Others		9719	0.00	0.00	0.0%
b) Restricted		9740	0.00	0.00	0.0%
c) Committed					
Stabilization Arrangements		9750	0.00	0.00	0.0%
Other Commitments		9760	0.00	0.00	0.0%
d) Assigned					
Other Assignments		9780	0.00	0.00	0.0%
e) Unassigned/Unappropriated					
Reserve for Economic Uncertainties		9789	0.00	0.00	0.0%
Unassigned/Unappropriated Amount		9790	0.00	0.00	0.0%

Description	Resource Codes	Object Codes	2020-21 Unaudited Actuals	2021-22 Budget	Percent Difference
G. ASSETS					
1) Cash					
a) in County Treasury		9110	0.00		
1) Fair Value Adjustment to Cash in County Treasury		9111	0.00		
b) in Banks		9120	0.00		
c) in Revolving Cash Account		9130	0.00		
d) with Fiscal Agent/Trustee		9135	0.00		
e) Collections Awaiting Deposit		9140	0.00		
2) Investments		9150	0.00		
3) Accounts Receivable		9200	0.00		
4) Due from Grantor Government		9290	0.00		
5) Due from Other Funds		9310	1,475,404.09		
6) Stores		9320	0.00		
7) Prepaid Expenditures		9330	0.00		
8) Other Current Assets		9340	0.00		
9) TOTAL, ASSETS			1,475,404.09		
H. DEFERRED OUTFLOWS OF RESOURCES					
1) Deferred Outflows of Resources		9490	0.00		
2) TOTAL, DEFERRED OUTFLOWS			0.00		
I. LIABILITIES					
1) Accounts Payable		9500	1,475,404.09		
2) Due to Grantor Governments		9590	0.00		
3) Due to Other Funds		9610	0.00		
4) Current Loans		9640			
5) Unearned Revenue		9650	0.00		
6) TOTAL, LIABILITIES			1,475,404.09		
J. DEFERRED INFLOWS OF RESOURCES					
1) Deferred Inflows of Resources		9690	0.00		
2) TOTAL, DEFERRED INFLOWS			0.00		
K. FUND EQUITY					
Ending Fund Balance, June 30 (must agree with line F2) (G9 + H2) - (I6 + J2)			0.00		

Description	Resource Codes	Object Codes	2020-21 Unaudited Actuals	2021-22 Budget	Percent Difference
LCFF SOURCES					
LCFF Transfers					
Property Taxes Transfers		8097	0.00	0.00	0.0%
TOTAL, LCFF SOURCES			0.00	0.00	0.0%
FEDERAL REVENUE					
Pass-Through Revenues from Federal Sources		8287	0.00	0.00	0.0%
TOTAL, FEDERAL REVENUE			0.00	0.00	0.0%
OTHER STATE REVENUE					
Other State Apportionments					
Special Education Master Plan Current Year	6500	8311	4,422,792.00	4,602,188.00	4.1%
Prior Years	6500	8319	(1,799.41)	0.00	-100.0%
All Other State Apportionments - Current Year	All Other	8311	0.00	0.00	0.0%
All Other State Apportionments - Prior Years	All Other	8319	0.00	0.00	0.0%
Pass-Through Revenues from State Sources		8587	368,489.00	368,489.00	0.0%
TOTAL, OTHER STATE REVENUE			4,789,481.59	4,970,677.00	3.8%
OTHER LOCAL REVENUE					
Interest		8660	0.00	0.00	0.0%
Net Increase (Decrease) in the Fair Value of Investments		8662	0.00	0.00	0.0%
Other Local Revenue					
Pass-Through Revenues From Local Sources		8697	0.00	0.00	0.0%
Transfers of Apportionments					
From Districts or Charter Schools		8791	0.00	0.00	0.0%
From County Offices		8792	0.00	0.00	0.0%
From JPAs		8793	0.00	0.00	0.0%
TOTAL, OTHER LOCAL REVENUE			0.00	0.00	0.0%
TOTAL, REVENUES			4,789,481.59	4,970,677.00	3.8%

Description	Resource Codes	Object Codes	2020-21 Unaudited Actuals	2021-22 Budget	Percent Difference
OTHER OUTGO (excluding Transfers of Indirect Costs)					
Other Transfers Out					
Transfers of Pass-Through Revenues					
To Districts or Charter Schools		7211	368,489.00	368,489.00	0.0%
To County Offices		7212	0.00	0.00	0.0%
To JPAs		7213	0.00	0.00	0.0%
Special Education SELPA Transfers of Apportionments					
To Districts or Charter Schools	6500	7221	4,420,992.59	4,602,188.00	4.1%
To County Offices	6500	7222	0.00	0.00	0.0%
To JPAs	6500	7223	0.00	0.00	0.0%
Other Transfers of Apportionments	All Other	7221-7223	0.00	0.00	0.0%
All Other Transfers		7281-7283	0.00	0.00	0.0%
All Other Transfers Out to All Others		7299	0.00	0.00	0.0%
TOTAL, OTHER OUTGO (excluding Transfers of Indirect Costs)			4,789,481.59	4,970,677.00	3.8%
TOTAL, EXPENDITURES			4,789,481.59	4,970,677.00	3.8%

Description	Function Codes	Object Codes	2020-21 Unaudited Actuals	2021-22 Budget	Percent Difference
A. REVENUES					
1) LCFF Sources		8010-8099	0.00	0.00	0.0%
2) Federal Revenue		8100-8299	0.00	0.00	0.0%
3) Other State Revenue		8300-8599	4,789,481.59	4,970,677.00	3.8%
4) Other Local Revenue		8600-8799	0.00	0.00	0.0%
5) TOTAL, REVENUES			4,789,481.59	4,970,677.00	3.8%
B. EXPENDITURES (Objects 1000-7999)					
1) Instruction	1000-1999		0.00	0.00	0.0%
2) Instruction - Related Services	2000-2999		0.00	0.00	0.0%
3) Pupil Services	3000-3999		0.00	0.00	0.0%
4) Ancillary Services	4000-4999		0.00	0.00	0.0%
5) Community Services	5000-5999		0.00	0.00	0.0%
6) Enterprise	6000-6999		0.00	0.00	0.0%
7) General Administration	7000-7999		0.00	0.00	0.0%
8) Plant Services	8000-8999		0.00	0.00	0.0%
9) Other Outgo	9000-9999	Except 7600-7699	4,789,481.59	4,970,677.00	3.8%
10) TOTAL, EXPENDITURES			4,789,481.59	4,970,677.00	3.8%
C. EXCESS (DEFICIENCY) OF REVENUES OVER EXPENDITURES BEFORE OTHER FINANCING SOURCES AND USES (A5 - B10)			0.00	0.00	0.0%
D. OTHER FINANCING SOURCES/USES					
1) Interfund Transfers					
a) Transfers In		8900-8929	0.00	0.00	0.0%
b) Transfers Out		7600-7629	0.00	0.00	0.0%
2) Other Sources/Uses					
a) Sources		8930-8979	0.00	0.00	0.0%
b) Uses		7630-7699	0.00	0.00	0.0%
3) Contributions		8980-8999	0.00	0.00	0.0%
4) TOTAL, OTHER FINANCING SOURCES/USES			0.00	0.00	0.0%

Description	Function Codes	Object Codes	2020-21 Unaudited Actuals	2021-22 Budget	Percent Difference
E. NET INCREASE (DECREASE) IN FUND BALANCE (C + D4)			0.00	0.00	0.0%
F. FUND BALANCE, RESERVES					
1) Beginning Fund Balance					
a) As of July 1 - Unaudited		9791	0.00	0.00	0.0%
b) Audit Adjustments		9793	0.00	0.00	0.0%
c) As of July 1 - Audited (F1a + F1b)			0.00	0.00	0.0%
d) Other Restatements		9795	0.00	0.00	0.0%
e) Adjusted Beginning Balance (F1c + F1d)			0.00	0.00	0.0%
2) Ending Balance, June 30 (E + F1e)			0.00	0.00	0.0%
Components of Ending Fund Balance					
a) Nonspendable					
Revolving Cash		9711	0.00	0.00	0.0%
Stores		9712	0.00	0.00	0.0%
Prepaid Items		9713	0.00	0.00	0.0%
All Others		9719	0.00	0.00	0.0%
b) Restricted		9740	0.00	0.00	0.0%
c) Committed					
Stabilization Arrangements		9750	0.00	0.00	0.0%
Other Commitments (by Resource/Object)		9760	0.00	0.00	0.0%
d) Assigned					
Other Assignments (by Resource/Object)		9780	0.00	0.00	0.0%
e) Unassigned/Unappropriated					
Reserve for Economic Uncertainties		9789	0.00	0.00	0.0%
Unassigned/Unappropriated Amount		9790	0.00	0.00	0.0%

Resource	Description	2020-21 Unaudited Actuals	2021-22 Budget
Total, Restricted Balance		0.00	0.00

Description	Resource Codes	Object Codes	2020-21 Unaudited Actuals	2021-22 Budget	Percent Difference
A. REVENUES					
1) LCFF Sources		8010-8099	0.00	0.00	0.0%
2) Federal Revenue		8100-8299	401,548.00	413,613.00	3.0%
3) Other State Revenue		8300-8599	3,067,458.00	2,927,372.00	-4.6%
4) Other Local Revenue		8600-8799	64,834.28	156,000.00	140.6%
5) TOTAL, REVENUES			3,533,840.28	3,496,985.00	-1.0%
B. EXPENDITURES					
1) Certificated Salaries		1000-1999	906,000.59	1,089,560.00	20.3%
2) Classified Salaries		2000-2999	262,631.11	311,649.00	18.7%
3) Employee Benefits		3000-3999	525,847.76	697,611.00	32.7%
4) Books and Supplies		4000-4999	145,665.20	212,751.00	46.1%
5) Services and Other Operating Expenditures		5000-5999	988,934.98	1,029,113.00	4.1%
6) Capital Outlay		6000-6999	0.00	0.00	0.0%
7) Other Outgo (excluding Transfers of Indirect Costs)		7100-7299, 7400-7499	0.00	0.00	0.0%
8) Other Outgo - Transfers of Indirect Costs		7300-7399	59,283.96	56,825.00	-4.1%
9) TOTAL, EXPENDITURES			2,888,363.60	3,397,509.00	17.6%
C. EXCESS (DEFICIENCY) OF REVENUES OVER EXPENDITURES BEFORE OTHER FINANCING SOURCES AND USES (A5 - B9)			645,476.68	99,476.00	-84.6%
D. OTHER FINANCING SOURCES/USES					
1) Interfund Transfers					
a) Transfers In		8900-8929	0.00	0.00	0.0%
b) Transfers Out		7600-7629	90,300.00	93,476.00	3.5%
2) Other Sources/Uses					
a) Sources		8930-8979	0.00	0.00	0.0%
b) Uses		7630-7699	0.00	0.00	0.0%
3) Contributions		8980-8999	0.00	0.00	0.0%
4) TOTAL, OTHER FINANCING SOURCES/USES			(90,300.00)	(93,476.00)	3.5%

Description	Resource Codes	Object Codes	2020-21 Unaudited Actuals	2021-22 Budget	Percent Difference
E. NET INCREASE (DECREASE) IN FUND BALANCE (C + D4)			555,176.68	6,000.00	-98.9%
F. FUND BALANCE, RESERVES					
1) Beginning Fund Balance					
a) As of July 1 - Unaudited		9791	1,733,310.02	2,288,486.70	32.0%
b) Audit Adjustments		9793	0.00	0.00	0.0%
c) As of July 1 - Audited (F1a + F1b)			1,733,310.02	2,288,486.70	32.0%
d) Other Restatements		9795	0.00	0.00	0.0%
e) Adjusted Beginning Balance (F1c + F1d)			1,733,310.02	2,288,486.70	32.0%
2) Ending Balance, June 30 (E + F1e)			2,288,486.70	2,294,486.70	0.3%
Components of Ending Fund Balance					
a) Nonspendable					
Revolving Cash		9711	0.00	0.00	0.0%
Stores		9712	0.00	0.00	0.0%
Prepaid Items		9713	0.00	0.00	0.0%
All Others		9719	0.00	0.00	0.0%
b) Restricted		9740	2,243,716.72	2,243,716.72	0.0%
c) Committed					
Stabilization Arrangements		9750	0.00	0.00	0.0%
Other Commitments		9760	0.00	0.00	0.0%
d) Assigned					
Other Assignments		9780	44,769.98	50,769.98	13.4%
Resource 0000	0000	9780	*44,769.98*		
Resource 0000	0000	9780		*50,769.98*	
e) Unassigned/Unappropriated					
Reserve for Economic Uncertainties		9789	0.00	0.00	0.0%
Unassigned/Unappropriated Amount		9790	0.00	0.00	0.0%

Description	Resource Codes	Object Codes	2020-21 Unaudited Actuals	2021-22 Budget	Percent Difference
G. ASSETS					
1) Cash					
a) in County Treasury		9110	1,586,130.12		
1) Fair Value Adjustment to Cash in County Treasury		9111	0.00		
b) in Banks		9120	0.00		
c) in Revolving Cash Account		9130	0.00		
d) with Fiscal Agent/Trustee		9135	0.00		
e) Collections Awaiting Deposit		9140	0.00		
2) Investments		9150	0.00		
3) Accounts Receivable		9200	809,824.85		
4) Due from Grantor Government		9290	0.00		
5) Due from Other Funds		9310	0.00		
6) Stores		9320	0.00		
7) Prepaid Expenditures		9330	0.00		
8) Other Current Assets		9340	0.00		
9) TOTAL, ASSETS			2,395,954.97		
H. DEFERRED OUTFLOWS OF RESOURCES					
1) Deferred Outflows of Resources		9490	0.00		
2) TOTAL, DEFERRED OUTFLOWS			0.00		
I. LIABILITIES					
1) Accounts Payable		9500	48,184.31		
2) Due to Grantor Governments		9590	0.00		
3) Due to Other Funds		9610	59,283.96		
4) Current Loans		9640			
5) Unearned Revenue		9650	0.00		
6) TOTAL, LIABILITIES			107,468.27		
J. DEFERRED INFLOWS OF RESOURCES					
1) Deferred Inflows of Resources		9690	0.00		
2) TOTAL, DEFERRED INFLOWS			0.00		
K. FUND EQUITY					
Ending Fund Balance, June 30 (must agree with line F2) (G9 + H2) - (I6 + J2)			2,288,486.70		

Description	Resource Codes	Object Codes	2020-21 Unaudited Actuals	2021-22 Budget	Percent Difference
LCFF SOURCES					
LCFF Transfers					
LCFF Transfers - Current Year		8091	0.00	0.00	0.0%
LCFF/Revenue Limit Transfers - Prior Years		8099	0.00	0.00	0.0%
TOTAL, LCFF SOURCES			0.00	0.00	0.0%
FEDERAL REVENUE					
Interagency Contracts Between LEAs		8285	0.00	0.00	0.0%
Pass-Through Revenues from Federal Sources		8287	0.00	0.00	0.0%
Career and Technical Education	3500-3599	8290	7,181.00	7,181.00	0.0%
All Other Federal Revenue	All Other	8290	394,367.00	406,432.00	3.1%
TOTAL, FEDERAL REVENUE			401,548.00	413,613.00	3.0%
OTHER STATE REVENUE					
Other State Apportionments					
All Other State Apportionments - Current Year		8311	824,513.00	824,513.00	0.0%
All Other State Apportionments - Prior Years		8319	0.00	0.00	0.0%
Pass-Through Revenues from State Sources		8587	0.00	0.00	0.0%
Adult Education Program	6391	8590	1,663,611.00	1,663,611.00	0.0%
All Other State Revenue	All Other	8590	579,334.00	439,248.00	-24.2%
TOTAL, OTHER STATE REVENUE			3,067,458.00	2,927,372.00	-4.6%

Description	Resource Codes	Object Codes	2020-21 Unaudited Actuals	2021-22 Budget	Percent Difference
OTHER LOCAL REVENUE					
Other Local Revenue					
Sales					
Sale of Equipment/Supplies		8631	0.00	0.00	0.0%
Leases and Rentals		8650	0.00	0.00	0.0%
Interest		8660	9,680.00	6,000.00	-38.0%
Net Increase (Decrease) in the Fair Value of Investments		8662	0.00	0.00	0.0%
Fees and Contracts					
Adult Education Fees		8671	55,154.28	150,000.00	172.0%
Interagency Services		8677	0.00	0.00	0.0%
Other Local Revenue					
All Other Local Revenue		8699	0.00	0.00	0.0%
Tuition		8710	0.00	0.00	0.0%
TOTAL, OTHER LOCAL REVENUE			64,834.28	156,000.00	140.6%
TOTAL, REVENUES			3,533,840.28	3,496,985.00	-1.0%

Description	Resource Codes	Object Codes	2020-21 Unaudited Actuals	2021-22 Budget	Percent Difference
CERTIFICATED SALARIES					
Certificated Teachers' Salaries		1100	499,745.55	632,398.00	26.5%
Certificated Pupil Support Salaries		1200	21,437.74	29,310.00	36.7%
Certificated Supervisors' and Administrators' Salaries		1300	253,474.99	278,196.00	9.8%
Other Certificated Salaries		1900	131,342.31	149,656.00	13.9%
TOTAL, CERTIFICATED SALARIES			906,000.59	1,089,560.00	20.3%
CLASSIFIED SALARIES					
Classified Instructional Salaries		2100	97,247.23	102,882.00	5.8%
Classified Support Salaries		2200	0.00	0.00	0.0%
Classified Supervisors' and Administrators' Salaries		2300	0.00	0.00	0.0%
Clerical, Technical and Office Salaries		2400	165,201.88	196,767.00	19.1%
Other Classified Salaries		2900	182.00	12,000.00	6493.4%
TOTAL, CLASSIFIED SALARIES			262,631.11	311,649.00	18.7%
EMPLOYEE BENEFITS					
STRS		3101-3102	198,573.67	288,452.00	45.3%
PERS		3201-3202	52,759.98	65,656.00	24.4%
OASDI/Medicare/Alternative		3301-3302	36,040.98	39,020.00	8.3%
Health and Welfare Benefits		3401-3402	165,173.70	215,242.00	30.3%
Unemployment Insurance		3501-3502	597.69	17,239.00	2784.3%
Workers' Compensation		3601-3602	23,290.06	28,024.00	20.3%
OPEB, Allocated		3701-3702	23,992.56	28,421.00	18.5%
OPEB, Active Employees		3751-3752	0.00	0.00	0.0%
Other Employee Benefits		3901-3902	25,419.12	15,557.00	-38.8%
TOTAL, EMPLOYEE BENEFITS			525,847.76	697,611.00	32.7%
BOOKS AND SUPPLIES					
Approved Textbooks and Core Curricula Materials		4100	0.00	0.00	0.0%
Books and Other Reference Materials		4200	9,127.47	16,633.00	82.2%
Materials and Supplies		4300	118,873.85	182,262.00	53.3%
Noncapitalized Equipment		4400	17,663.88	13,856.00	-21.6%
TOTAL, BOOKS AND SUPPLIES			145,665.20	212,751.00	46.1%

Description	Resource Codes	Object Codes	2020-21 Unaudited Actuals	2021-22 Budget	Percent Difference
SERVICES AND OTHER OPERATING EXPENDITURES					
Subagreements for Services		5100	10,000.00	10,000.00	0.0%
Travel and Conferences		5200	0.00	2,563.00	New
Dues and Memberships		5300	2,120.00	2,120.00	0.0%
Insurance		5400-5450	0.00	0.00	0.0%
Operations and Housekeeping Services		5500	0.00	0.00	0.0%
Rentals, Leases, Repairs, and Noncapitalized Improvements		5600	4,863.12	6,415.00	31.9%
Transfers of Direct Costs		5710	0.00	0.00	0.0%
Transfers of Direct Costs - Interfund		5750	105,339.78	104,492.00	-0.8%
Professional/Consulting Services and Operating Expenditures		5800	831,798.11	877,523.00	5.5%
Communications		5900	34,813.97	26,000.00	-25.3%
TOTAL, SERVICES AND OTHER OPERATING EXPENDITURES			988,934.98	1,029,113.00	4.1%
CAPITAL OUTLAY					
Land		6100	0.00	0.00	0.0%
Land Improvements		6170	0.00	0.00	0.0%
Buildings and Improvements of Buildings		6200	0.00	0.00	0.0%
Equipment		6400	0.00	0.00	0.0%
Equipment Replacement		6500	0.00	0.00	0.0%
Lease Assets		6600	0.00	0.00	0.0%
TOTAL, CAPITAL OUTLAY			0.00	0.00	0.0%
OTHER OUTGO (excluding Transfers of Indirect Costs)					
Tuition					
Tuition, Excess Costs, and/or Deficit Payments					
Payments to Districts or Charter Schools		7141	0.00	0.00	0.0%
Payments to County Offices		7142	0.00	0.00	0.0%
Payments to JPAs		7143	0.00	0.00	0.0%
Other Transfers Out					
Transfers of Pass-Through Revenues					
To Districts or Charter Schools		7211	0.00	0.00	0.0%
To County Offices		7212	0.00	0.00	0.0%
To JPAs		7213	0.00	0.00	0.0%
Debt Service					
Debt Service - Interest		7438	0.00	0.00	0.0%
Other Debt Service - Principal		7439	0.00	0.00	0.0%
TOTAL, OTHER OUTGO (excluding Transfers of Indirect Costs)			0.00	0.00	0.0%

Description	Resource Codes	Object Codes	2020-21 Unaudited Actuals	2021-22 Budget	Percent Difference
OTHER OUTGO - TRANSFERS OF INDIRECT COSTS					
Transfers of Indirect Costs - Interfund		7350	59,283.96	56,825.00	-4.1%
TOTAL, OTHER OUTGO - TRANSFERS OF INDIRECT COSTS			59,283.96	56,825.00	-4.1%
TOTAL, EXPENDITURES			2,888,363.60	3,397,509.00	17.6%

Description	Resource Codes	Object Codes	2020-21 Unaudited Actuals	2021-22 Budget	Percent Difference
INTERFUND TRANSFERS					
INTERFUND TRANSFERS IN					
Other Authorized Interfund Transfers In		8919	0.00	0.00	0.0%
(a) TOTAL, INTERFUND TRANSFERS IN			0.00	0.00	0.0%
INTERFUND TRANSFERS OUT					
To: State School Building Fund/ County School Facilities Fund		7613	0.00	0.00	0.0%
Other Authorized Interfund Transfers Out		7619	90,300.00	93,476.00	3.5%
(b) TOTAL, INTERFUND TRANSFERS OUT			90,300.00	93,476.00	3.5%
OTHER SOURCES/USES					
SOURCES					
Other Sources					
Transfers from Funds of Lapsed/Reorganized LEAs		8965	0.00	0.00	0.0%
Long-Term Debt Proceeds					
Proceeds from Certificates of Participation		8971	0.00	0.00	0.0%
Proceeds from Leases		8972	0.00	0.00	0.0%
All Other Financing Sources		8979	0.00	0.00	0.0%
(c) TOTAL, SOURCES			0.00	0.00	0.0%
USES					
Transfers of Funds from Lapsed/Reorganized LEAs		7651	0.00	0.00	0.0%
All Other Financing Uses		7699	0.00	0.00	0.0%
(d) TOTAL, USES			0.00	0.00	0.0%
CONTRIBUTIONS					
Contributions from Unrestricted Revenues		8980	0.00	0.00	0.0%
Contributions from Restricted Revenues		8990	0.00	0.00	0.0%
(e) TOTAL, CONTRIBUTIONS			0.00	0.00	0.0%
TOTAL, OTHER FINANCING SOURCES/USES (a - b + c - d + e)			(90,300.00)	(93,476.00)	3.5%

Description	Function Codes	Object Codes	2020-21 Unaudited Actuals	2021-22 Budget	Percent Difference
A. REVENUES					
1) LCFF Sources		8010-8099	0.00	0.00	0.0%
2) Federal Revenue		8100-8299	401,548.00	413,613.00	3.0%
3) Other State Revenue		8300-8599	3,067,458.00	2,927,372.00	-4.6%
4) Other Local Revenue		8600-8799	64,834.28	156,000.00	140.6%
5) TOTAL, REVENUES			3,533,840.28	3,496,985.00	-1.0%
B. EXPENDITURES (Objects 1000-7999)					
1) Instruction	1000-1999		1,811,650.71	2,051,808.00	13.3%
2) Instruction - Related Services	2000-2999		889,742.35	1,149,809.00	29.2%
3) Pupil Services	3000-3999		23,032.58	34,671.00	50.5%
4) Ancillary Services	4000-4999		0.00	0.00	0.0%
5) Community Services	5000-5999		0.00	0.00	0.0%
6) Enterprise	6000-6999		0.00	0.00	0.0%
7) General Administration	7000-7999		59,283.96	56,825.00	-4.1%
8) Plant Services	8000-8999		104,654.00	104,396.00	-0.2%
9) Other Outgo	9000-9999	Except 7600-7699	0.00	0.00	0.0%
10) TOTAL, EXPENDITURES			2,888,363.60	3,397,509.00	17.6%
C. EXCESS (DEFICIENCY) OF REVENUES OVER EXPENDITURES BEFORE OTHER FINANCING SOURCES AND USES (A5 - B10)			645,476.68	99,476.00	-84.6%
D. OTHER FINANCING SOURCES/USES					
1) Interfund Transfers					
a) Transfers In		8900-8929	0.00	0.00	0.0%
b) Transfers Out		7600-7629	90,300.00	93,476.00	3.5%
2) Other Sources/Uses					
a) Sources		8930-8979	0.00	0.00	0.0%
b) Uses		7630-7699	0.00	0.00	0.0%
3) Contributions		8980-8999	0.00	0.00	0.0%
4) TOTAL, OTHER FINANCING SOURCES/USES			(90,300.00)	(93,476.00)	3.5%

Description	Function Codes	Object Codes	2020-21 Unaudited Actuals	2021-22 Budget	Percent Difference
E. NET INCREASE (DECREASE) IN FUND BALANCE (C + D4)			555,176.68	6,000.00	-98.9%
F. FUND BALANCE, RESERVES					
1) Beginning Fund Balance					
a) As of July 1 - Unaudited		9791	1,733,310.02	2,288,486.70	32.0%
b) Audit Adjustments		9793	0.00	0.00	0.0%
c) As of July 1 - Audited (F1a + F1b)			1,733,310.02	2,288,486.70	32.0%
d) Other Restatements		9795	0.00	0.00	0.0%
e) Adjusted Beginning Balance (F1c + F1d)			1,733,310.02	2,288,486.70	32.0%
2) Ending Balance, June 30 (E + F1e)			2,288,486.70	2,294,486.70	0.3%
Components of Ending Fund Balance					
a) Nonspendable					
Revolving Cash		9711	0.00	0.00	0.0%
Stores		9712	0.00	0.00	0.0%
Prepaid Items		9713	0.00	0.00	0.0%
All Others		9719	0.00	0.00	0.0%
b) Restricted		9740	2,243,716.72	2,243,716.72	0.0%
c) Committed					
Stabilization Arrangements		9750	0.00	0.00	0.0%
Other Commitments (by Resource/Object)		9760	0.00	0.00	0.0%
d) Assigned					
Other Assignments (by Resource/Object)		9780	44,769.98	50,769.98	13.4%
Resource 0000	0000	9780	*44,769.98*		
Resource 0000	0000	9780		*50,769.98*	
e) Unassigned/Unappropriated					
Reserve for Economic Uncertainties		9789	0.00	0.00	0.0%
Unassigned/Unappropriated Amount		9790	0.00	0.00	0.0%

Resource	Description	2020-21 Unaudited Actuals	2021-22 Budget
6371	CalWORKs for ROCP or Adult Education	1,297,601.00	1,297,601.00
6391	Adult Education Program	728,235.63	728,235.63
9010	Other Restricted Local	217,880.09	217,880.09
Total, Restricted Balance		2,243,716.72	2,243,716.72

Description	Resource Codes	Object Codes	2020-21 Unaudited Actuals	2021-22 Budget	Percent Difference
A. REVENUES					
1) LCFF Sources		8010-8099	0.00	0.00	0.0%
2) Federal Revenue		8100-8299	13,908,161.33	13,282,868.00	-4.5%
3) Other State Revenue		8300-8599	4,001,043.72	4,655,252.00	16.4%
4) Other Local Revenue		8600-8799	2,079,548.94	2,229,165.00	7.2%
5) TOTAL, REVENUES			19,988,753.99	20,167,285.00	0.9%
B. EXPENDITURES					
1) Certificated Salaries		1000-1999	8,052,199.08	8,764,435.00	8.8%
2) Classified Salaries		2000-2999	4,002,392.17	4,579,317.00	14.4%
3) Employee Benefits		3000-3999	7,177,558.78	8,943,148.00	24.6%
4) Books and Supplies		4000-4999	922,607.20	1,366,062.00	48.1%
5) Services and Other Operating Expenditures		5000-5999	234,609.11	264,344.00	12.7%
6) Capital Outlay		6000-6999	0.00	0.00	0.0%
7) Other Outgo (excluding Transfers of Indirect Costs)		7100-7299, 7400-7499	0.00	0.00	0.0%
8) Other Outgo - Transfers of Indirect Costs		7300-7399	787,834.94	852,124.00	8.2%
9) TOTAL, EXPENDITURES			21,177,201.28	24,769,430.00	17.0%
C. EXCESS (DEFICIENCY) OF REVENUES OVER EXPENDITURES BEFORE OTHER FINANCING SOURCES AND USES (A5 - B9)			(1,188,447.29)	(4,602,145.00)	287.2%
D. OTHER FINANCING SOURCES/USES					
1) Interfund Transfers					
a) Transfers In		8900-8929	2,915,000.00	4,469,893.00	53.3%
b) Transfers Out		7600-7629	0.00	0.00	0.0%
2) Other Sources/Uses					
a) Sources		8930-8979	0.00	0.00	0.0%
b) Uses		7630-7699	0.00	0.00	0.0%
3) Contributions		8980-8999	0.00	0.00	0.0%
4) TOTAL, OTHER FINANCING SOURCES/USES			2,915,000.00	4,469,893.00	53.3%

Description	Resource Codes	Object Codes	2020-21 Unaudited Actuals	2021-22 Budget	Percent Difference
E. NET INCREASE (DECREASE) IN FUND BALANCE (C + D4)			1,726,552.71	(132,252.00)	-107.7%
F. FUND BALANCE, RESERVES					
1) Beginning Fund Balance					
a) As of July 1 - Unaudited		9791	2,558,674.23	4,285,226.94	67.5%
b) Audit Adjustments		9793	0.00	0.00	0.0%
c) As of July 1 - Audited (F1a + F1b)			2,558,674.23	4,285,226.94	67.5%
d) Other Restatements		9795	0.00	0.00	0.0%
e) Adjusted Beginning Balance (F1c + F1d)			2,558,674.23	4,285,226.94	67.5%
2) Ending Balance, June 30 (E + F1e)			4,285,226.94	4,152,974.94	-3.1%
Components of Ending Fund Balance					
a) Nonspendable					
Revolving Cash		9711	0.00	0.00	0.0%
Stores		9712	0.00	0.00	0.0%
Prepaid Items		9713	0.00	0.00	0.0%
All Others		9719	0.00	0.00	0.0%
b) Restricted		9740	3,554,366.38	3,554,366.38	0.0%
c) Committed					
Stabilization Arrangements		9750	0.00	0.00	0.0%
Other Commitments		9760	0.00	0.00	0.0%
d) Assigned					
Other Assignments		9780	730,860.56	598,608.56	-18.1%
Reserve for Economic Uncertainties	0000	9780	*730,860.56*		
Reserve for Economic Uncertainties	0000	9780		*598,608.56*	
e) Unassigned/Unappropriated					
Reserve for Economic Uncertainties		9789	0.00	0.00	0.0%
Unassigned/Unappropriated Amount		9790	0.00	0.00	0.0%

Description	Resource Codes	Object Codes	2020-21 Unaudited Actuals	2021-22 Budget	Percent Difference
G. ASSETS					
1) Cash					
a) in County Treasury		9110	3,788,040.64		
1) Fair Value Adjustment to Cash in County Treasury		9111	0.00		
b) in Banks		9120	0.00		
c) in Revolving Cash Account		9130	0.00		
d) with Fiscal Agent/Trustee		9135	0.00		
e) Collections Awaiting Deposit		9140	0.00		
2) Investments		9150	0.00		
3) Accounts Receivable		9200	1,413,180.28		
4) Due from Grantor Government		9290	0.00		
5) Due from Other Funds		9310	9,353.23		
6) Stores		9320	0.00		
7) Prepaid Expenditures		9330	0.00		
8) Other Current Assets		9340	0.00		
9) TOTAL, ASSETS			5,210,574.15		
H. DEFERRED OUTFLOWS OF RESOURCES					
1) Deferred Outflows of Resources		9490	0.00		
2) TOTAL, DEFERRED OUTFLOWS			0.00		
I. LIABILITIES					
1) Accounts Payable		9500	144,743.78		
2) Due to Grantor Governments		9590	0.00		
3) Due to Other Funds		9610	517,390.64		
4) Current Loans		9640			
5) Unearned Revenue		9650	263,212.79		
6) TOTAL, LIABILITIES			925,347.21		
J. DEFERRED INFLOWS OF RESOURCES					
1) Deferred Inflows of Resources		9690	0.00		
2) TOTAL, DEFERRED INFLOWS			0.00		
K. FUND EQUITY					
Ending Fund Balance, June 30 (must agree with line F2) (G9 + H2) - (I6 + J2)			4,285,226.94		

Description	Resource Codes	Object Codes	2020-21 Unaudited Actuals	2021-22 Budget	Percent Difference
FEDERAL REVENUE					
Child Nutrition Programs		8220	(20,129.62)	462,777.00	-2399.0%
Interagency Contracts Between LEAs		8285	0.00	0.00	0.0%
Title I, Part A, Basic	3010	8290	0.00	0.00	0.0%
All Other Federal Revenue	All Other	8290	13,928,290.95	12,820,091.00	-8.0%
TOTAL, FEDERAL REVENUE			13,908,161.33	13,282,868.00	-4.5%
OTHER STATE REVENUE					
Child Nutrition Programs		8520	(1,766.73)	25,406.00	-1538.0%
Child Development Apportionments		8530	0.00	0.00	0.0%
Pass-Through Revenues from State Sources		8587	0.00	0.00	0.0%
State Preschool	6105	8590	3,317,752.45	3,774,789.00	13.8%
All Other State Revenue	All Other	8590	685,058.00	855,057.00	24.8%
TOTAL, OTHER STATE REVENUE			4,001,043.72	4,655,252.00	16.4%
OTHER LOCAL REVENUE					
Other Local Revenue					
Sales					
Sale of Equipment/Supplies		8631	0.00	0.00	0.0%
Food Service Sales		8634	0.00	0.00	0.0%
Interest		8660	24,390.00	12,754.00	-47.7%
Net Increase (Decrease) in the Fair Value of Investments		8662	0.00	0.00	0.0%
Fees and Contracts					
Child Development Parent Fees		8673	1,547,731.42	1,800,260.00	16.3%
Interagency Services		8677	0.00	0.00	0.0%
All Other Fees and Contracts		8689	0.00	0.00	0.0%
Other Local Revenue					
All Other Local Revenue		8699	507,427.52	416,151.00	-18.0%
All Other Transfers In from All Others		8799	0.00	0.00	0.0%
TOTAL, OTHER LOCAL REVENUE			2,079,548.94	2,229,165.00	7.2%
TOTAL, REVENUES			19,988,753.99	20,167,285.00	0.9%

Description	Resource Codes	Object Codes	2020-21 Unaudited Actuals	2021-22 Budget	Percent Difference
CERTIFICATED SALARIES					
Certificated Teachers' Salaries		1100	6,281,394.19	6,690,968.00	6.5%
Certificated Pupil Support Salaries		1200	402,304.24	409,923.00	1.9%
Certificated Supervisors' and Administrators' Salaries		1300	361,147.56	496,039.00	37.4%
Other Certificated Salaries		1900	1,007,353.09	1,167,505.00	15.9%
TOTAL, CERTIFICATED SALARIES			8,052,199.08	8,764,435.00	8.8%
CLASSIFIED SALARIES					
Classified Instructional Salaries		2100	1,775,519.52	2,066,601.00	16.4%
Classified Support Salaries		2200	1,217,255.69	1,389,175.00	14.1%
Classified Supervisors' and Administrators' Salaries		2300	0.00	0.00	0.0%
Clerical, Technical and Office Salaries		2400	1,009,616.96	1,123,541.00	11.3%
Other Classified Salaries		2900	0.00	0.00	0.0%
TOTAL, CLASSIFIED SALARIES			4,002,392.17	4,579,317.00	14.4%
EMPLOYEE BENEFITS					
STRS		3101-3102	1,751,530.59	2,211,799.00	26.3%
PERS		3201-3202	1,023,462.26	1,229,943.00	20.2%
OASDI/Medicare/Alternative		3301-3302	492,174.45	529,313.00	7.5%
Health and Welfare Benefits		3401-3402	3,182,420.87	4,053,054.00	27.4%
Unemployment Insurance		3501-3502	6,069.57	164,130.00	2604.1%
Workers' Compensation		3601-3602	236,717.10	266,873.00	12.7%
OPEB, Allocated		3701-3702	273,992.28	305,288.00	11.4%
OPEB, Active Employees		3751-3752	0.00	0.00	0.0%
Other Employee Benefits		3901-3902	211,191.66	182,748.00	-13.5%
TOTAL, EMPLOYEE BENEFITS			7,177,558.78	8,943,148.00	24.6%
BOOKS AND SUPPLIES					
Approved Textbooks and Core Curricula Materials		4100	0.00	0.00	0.0%
Books and Other Reference Materials		4200	31,235.65	36,450.00	16.7%
Materials and Supplies		4300	644,973.71	792,153.00	22.8%
Noncapitalized Equipment		4400	154,256.02	33,183.00	-78.5%
Food		4700	92,141.82	504,276.00	447.3%
TOTAL, BOOKS AND SUPPLIES			922,607.20	1,366,062.00	48.1%

Description	Resource Codes	Object Codes	2020-21 Unaudited Actuals	2021-22 Budget	Percent Difference
SERVICES AND OTHER OPERATING EXPENDITURES					
Subagreements for Services		5100	0.00	0.00	0.0%
Travel and Conferences		5200	1,084.63	79,807.00	7258.0%
Dues and Memberships		5300	7,075.00	6,054.00	-14.4%
Insurance		5400-5450	2,436.20	4,068.00	67.0%
Operations and Housekeeping Services		5500	0.00	0.00	0.0%
Rentals, Leases, Repairs, and Noncapitalized Improvements		5600	6,718.63	23,104.00	243.9%
Transfers of Direct Costs		5710	0.00	0.00	0.0%
Transfers of Direct Costs - Interfund		5750	66,274.01	8,269.00	-87.5%
Professional/Consulting Services and Operating Expenditures		5800	150,508.19	141,881.00	-5.7%
Communications		5900	512.45	1,161.00	126.6%
TOTAL, SERVICES AND OTHER OPERATING EXPENDITURES			234,609.11	264,344.00	12.7%
CAPITAL OUTLAY					
Land		6100	0.00	0.00	0.0%
Land Improvements		6170	0.00	0.00	0.0%
Buildings and Improvements of Buildings		6200	0.00	0.00	0.0%
Equipment		6400	0.00	0.00	0.0%
Equipment Replacement		6500	0.00	0.00	0.0%
Lease Assets		6600	0.00	0.00	0.0%
TOTAL, CAPITAL OUTLAY			0.00	0.00	0.0%
OTHER OUTGO (excluding Transfers of Indirect Costs)					
Other Transfers Out					
All Other Transfers Out to All Others		7299	0.00	0.00	0.0%
Debt Service					
Debt Service - Interest		7438	0.00	0.00	0.0%
Other Debt Service - Principal		7439	0.00	0.00	0.0%
TOTAL, OTHER OUTGO (excluding Transfers of Indirect Costs)			0.00	0.00	0.0%
OTHER OUTGO - TRANSFERS OF INDIRECT COSTS					
Transfers of Indirect Costs - Interfund		7350	787,834.94	852,124.00	8.2%
TOTAL, OTHER OUTGO - TRANSFERS OF INDIRECT COSTS			787,834.94	852,124.00	8.2%
TOTAL, EXPENDITURES			21,177,201.28	24,769,430.00	17.0%

Description	Resource Codes	Object Codes	2020-21 Unaudited Actuals	2021-22 Budget	Percent Difference
INTERFUND TRANSFERS					
INTERFUND TRANSFERS IN					
From: General Fund		8911	2,915,000.00	4,469,893.00	53.3%
Other Authorized Interfund Transfers In		8919	0.00	0.00	0.0%
(a) TOTAL, INTERFUND TRANSFERS IN			2,915,000.00	4,469,893.00	53.3%
INTERFUND TRANSFERS OUT					
Other Authorized Interfund Transfers Out		7619	0.00	0.00	0.0%
(b) TOTAL, INTERFUND TRANSFERS OUT			0.00	0.00	0.0%
OTHER SOURCES/USES					
SOURCES					
Other Sources					
Transfers from Funds of Lapsed/Reorganized LEAs		8965	0.00	0.00	0.0%
Long-Term Debt Proceeds					
Proceeds from Certificates of Participation		8971	0.00	0.00	0.0%
Proceeds from Leases		8972	0.00	0.00	0.0%
All Other Financing Sources		8979	0.00	0.00	0.0%
(c) TOTAL, SOURCES			0.00	0.00	0.0%
USES					
Transfers of Funds from Lapsed/Reorganized LEAs		7651	0.00	0.00	0.0%
All Other Financing Uses		7699	0.00	0.00	0.0%
(d) TOTAL, USES			0.00	0.00	0.0%
CONTRIBUTIONS					
Contributions from Unrestricted Revenues		8980	0.00	0.00	0.0%
Contributions from Restricted Revenues		8990	0.00	0.00	0.0%
(e) TOTAL, CONTRIBUTIONS			0.00	0.00	0.0%
TOTAL, OTHER FINANCING SOURCES/USES (a - b + c - d + e)			2,915,000.00	4,469,893.00	53.3%

Description	Function Codes	Object Codes	2020-21 Unaudited Actuals	2021-22 Budget	Percent Difference
A. REVENUES					
1) LCFF Sources		8010-8099	0.00	0.00	0.0%
2) Federal Revenue		8100-8299	13,908,161.33	13,282,868.00	-4.5%
3) Other State Revenue		8300-8599	4,001,043.72	4,655,252.00	16.4%
4) Other Local Revenue		8600-8799	2,079,548.94	2,229,165.00	7.2%
5) TOTAL, REVENUES			19,988,753.99	20,167,285.00	0.9%
B. EXPENDITURES (Objects 1000-7999)					
1) Instruction	1000-1999		13,978,921.28	15,561,332.00	11.3%
2) Instruction - Related Services	2000-2999		4,795,409.72	5,755,263.00	20.0%
3) Pupil Services	3000-3999		1,142,433.40	1,710,276.00	49.7%
4) Ancillary Services	4000-4999		0.00	0.00	0.0%
5) Community Services	5000-5999		0.00	0.00	0.0%
6) Enterprise	6000-6999		0.00	0.00	0.0%
7) General Administration	7000-7999		787,834.94	852,124.00	8.2%
8) Plant Services	8000-8999		472,601.94	890,435.00	88.4%
9) Other Outgo	9000-9999	Except 7600-7699	0.00	0.00	0.0%
10) TOTAL, EXPENDITURES			21,177,201.28	24,769,430.00	17.0%
C. EXCESS (DEFICIENCY) OF REVENUES OVER EXPENDITURES BEFORE OTHER FINANCING SOURCES AND USES (A5 - B10)			(1,188,447.29)	(4,602,145.00)	287.2%
D. OTHER FINANCING SOURCES/USES					
1) Interfund Transfers					
a) Transfers In		8900-8929	2,915,000.00	4,469,893.00	53.3%
b) Transfers Out		7600-7629	0.00	0.00	0.0%
2) Other Sources/Uses					
a) Sources		8930-8979	0.00	0.00	0.0%
b) Uses		7630-7699	0.00	0.00	0.0%
3) Contributions		8980-8999	0.00	0.00	0.0%
4) TOTAL, OTHER FINANCING SOURCES/USES			2,915,000.00	4,469,893.00	53.3%

Description	Function Codes	Object Codes	2020-21 Unaudited Actuals	2021-22 Budget	Percent Difference
E. NET INCREASE (DECREASE) IN FUND BALANCE (C + D4)			1,726,552.71	(132,252.00)	-107.7%
F. FUND BALANCE, RESERVES					
1) Beginning Fund Balance					
a) As of July 1 - Unaudited		9791	2,558,674.23	4,285,226.94	67.5%
b) Audit Adjustments		9793	0.00	0.00	0.0%
c) As of July 1 - Audited (F1a + F1b)			2,558,674.23	4,285,226.94	67.5%
d) Other Restatements		9795	0.00	0.00	0.0%
e) Adjusted Beginning Balance (F1c + F1d)			2,558,674.23	4,285,226.94	67.5%
2) Ending Balance, June 30 (E + F1e)			4,285,226.94	4,152,974.94	-3.1%
Components of Ending Fund Balance					
a) Nonspendable					
Revolving Cash		9711	0.00	0.00	0.0%
Stores		9712	0.00	0.00	0.0%
Prepaid Items		9713	0.00	0.00	0.0%
All Others		9719	0.00	0.00	0.0%
b) Restricted		9740	3,554,366.38	3,554,366.38	0.0%
c) Committed					
Stabilization Arrangements		9750	0.00	0.00	0.0%
Other Commitments (by Resource/Object)		9760	0.00	0.00	0.0%
d) Assigned					
Other Assignments (by Resource/Object)		9780	730,860.56	598,608.56	-18.1%
Reserve for Economic Uncertainties	0000	9780	*730,860.56*		
Reserve for Economic Uncertainties	0000	9780		*598,608.56*	
e) Unassigned/Unappropriated					
Reserve for Economic Uncertainties		9789	0.00	0.00	0.0%
Unassigned/Unappropriated Amount		9790	0.00	0.00	0.0%

Resource	Description	2020-21 Unaudited Actuals	2021-22 Budget
5058	Child Development: Coronavirus Response and Relief Supple	423,360.00	423,360.00
6130	Child Development: Center-Based Reserve Account	446,478.26	446,478.26
9010	Other Restricted Local	2,684,528.12	2,684,528.12
Total, Restricted Balance		3,554,366.38	3,554,366.38

Description	Resource Codes	Object Codes	2020-21 Unaudited Actuals	2021-22 Budget	Percent Difference
A. REVENUES					
1) LCFF Sources		8010-8099	0.00	0.00	0.0%
2) Federal Revenue		8100-8299	5,970,989.79	11,599,297.00	94.3%
3) Other State Revenue		8300-8599	487,212.49	839,944.00	72.4%
4) Other Local Revenue		8600-8799	219,596.65	1,720,973.00	683.7%
5) TOTAL, REVENUES			6,677,798.93	14,160,214.00	112.0%
B. EXPENDITURES					
1) Certificated Salaries		1000-1999	0.00	0.00	0.0%
2) Classified Salaries		2000-2999	4,393,339.00	5,187,687.00	18.1%
3) Employee Benefits		3000-3999	2,973,048.38	3,617,828.00	21.7%
4) Books and Supplies		4000-4999	3,028,228.80	6,412,306.00	111.8%
5) Services and Other Operating Expenditures		5000-5999	602,110.56	746,424.00	24.0%
6) Capital Outlay		6000-6999	0.00	0.00	0.0%
7) Other Outgo (excluding Transfers of Indirect Costs)		7100-7299, 7400-7499	0.00	0.00	0.0%
8) Other Outgo - Transfers of Indirect Costs		7300-7399	367,091.55	373,798.00	1.8%
9) TOTAL, EXPENDITURES			11,363,818.29	16,338,043.00	43.8%
C. EXCESS (DEFICIENCY) OF REVENUES OVER EXPENDITURES BEFORE OTHER FINANCING SOURCES AND USES (A5 - B9)			(4,686,019.36)	(2,177,829.00)	-53.5%
D. OTHER FINANCING SOURCES/USES					
1) Interfund Transfers					
a) Transfers In		8900-8929	3,500,000.00	3,175,000.00	-9.3%
b) Transfers Out		7600-7629	7,775.00	7,983.00	2.7%
2) Other Sources/Uses					
a) Sources		8930-8979	0.00	0.00	0.0%
b) Uses		7630-7699	0.00	0.00	0.0%
3) Contributions		8980-8999	0.00	0.00	0.0%
4) TOTAL, OTHER FINANCING SOURCES/USES			3,492,225.00	3,167,017.00	-9.3%

Description	Resource Codes	Object Codes	2020-21 Unaudited Actuals	2021-22 Budget	Percent Difference
E. NET INCREASE (DECREASE) IN FUND BALANCE (C + D4)			(1,193,794.36)	989,188.00	-182.9%
F. FUND BALANCE, RESERVES					
1) Beginning Fund Balance					
a) As of July 1 - Unaudited		9791	4,002,886.82	2,809,092.46	-29.8%
b) Audit Adjustments		9793	0.00	0.00	0.0%
c) As of July 1 - Audited (F1a + F1b)			4,002,886.82	2,809,092.46	-29.8%
d) Other Restatements		9795	0.00	0.00	0.0%
e) Adjusted Beginning Balance (F1c + F1d)			4,002,886.82	2,809,092.46	-29.8%
2) Ending Balance, June 30 (E + F1e)			2,809,092.46	3,798,280.46	35.2%
Components of Ending Fund Balance					
a) Nonspendable					
Revolving Cash		9711	1,192.00	0.00	-100.0%
Stores		9712	301,756.43	0.00	-100.0%
Prepaid Items		9713	0.00	0.00	0.0%
All Others		9719	0.00	0.00	0.0%
b) Restricted		9740	2,506,144.03	3,798,280.46	51.6%
c) Committed					
Stabilization Arrangements		9750	0.00	0.00	0.0%
Other Commitments		9760	0.00	0.00	0.0%
d) Assigned					
Other Assignments		9780	0.00	0.00	0.0%
e) Unassigned/Unappropriated					
Reserve for Economic Uncertainties		9789	0.00	0.00	0.0%
Unassigned/Unappropriated Amount		9790	0.00	0.00	0.0%

Description	Resource Codes	Object Codes	2020-21 Unaudited Actuals	2021-22 Budget	Percent Difference
G. ASSETS					
1) Cash					
a) in County Treasury		9110	979,927.27		
1) Fair Value Adjustment to Cash in County Treasury		9111	0.00		
b) in Banks		9120	252.36		
c) in Revolving Cash Account		9130	1,192.00		
d) with Fiscal Agent/Trustee		9135	0.00		
e) Collections Awaiting Deposit		9140	0.00		
2) Investments		9150	0.00		
3) Accounts Receivable		9200	1,621,370.91		
4) Due from Grantor Government		9290	0.00		
5) Due from Other Funds		9310	22,539.13		
6) Stores		9320	301,756.43		
7) Prepaid Expenditures		9330	0.00		
8) Other Current Assets		9340	0.00		
9) TOTAL, ASSETS			2,927,038.10		
H. DEFERRED OUTFLOWS OF RESOURCES					
1) Deferred Outflows of Resources		9490	0.00		
2) TOTAL, DEFERRED OUTFLOWS			0.00		
I. LIABILITIES					
1) Accounts Payable		9500	114,107.39		
2) Due to Grantor Governments		9590	0.00		
3) Due to Other Funds		9610	3,838.25		
4) Current Loans		9640			
5) Unearned Revenue		9650	0.00		
6) TOTAL, LIABILITIES			117,945.64		
J. DEFERRED INFLOWS OF RESOURCES					
1) Deferred Inflows of Resources		9690	0.00		
2) TOTAL, DEFERRED INFLOWS			0.00		
K. FUND EQUITY					
Ending Fund Balance, June 30 (must agree with line F2) (G9 + H2) - (I6 + J2)			2,809,092.46		

Description	Resource Codes	Object Codes	2020-21 Unaudited Actuals	2021-22 Budget	Percent Difference
FEDERAL REVENUE					
Child Nutrition Programs		8220	5,221,065.43	10,611,059.00	103.2%
Donated Food Commodities		8221	744,547.63	988,238.00	32.7%
All Other Federal Revenue		8290	5,376.73	0.00	-100.0%
TOTAL, FEDERAL REVENUE			5,970,989.79	11,599,297.00	94.3%
OTHER STATE REVENUE					
Child Nutrition Programs		8520	487,212.49	839,944.00	72.4%
All Other State Revenue		8590	0.00	0.00	0.0%
TOTAL, OTHER STATE REVENUE			487,212.49	839,944.00	72.4%
OTHER LOCAL REVENUE					
Other Local Revenue					
Sales					
Sale of Equipment/Supplies		8631	0.00	0.00	0.0%
Food Service Sales		8634	91,217.89	1,712,973.00	1777.9%
Leases and Rentals		8650	0.00	0.00	0.0%
Interest		8660	6,721.33	3,000.00	-55.4%
Net Increase (Decrease) in the Fair Value of Investments		8662	0.00	0.00	0.0%
Fees and Contracts					
Interagency Services		8677	0.00	0.00	0.0%
Other Local Revenue					
All Other Local Revenue		8699	121,657.43	5,000.00	-95.9%
TOTAL, OTHER LOCAL REVENUE			219,596.65	1,720,973.00	683.7%
TOTAL, REVENUES			6,677,798.93	14,160,214.00	112.0%

Description	Resource Codes	Object Codes	2020-21 Unaudited Actuals	2021-22 Budget	Percent Difference
CERTIFICATED SALARIES					
Certificated Supervisors' and Administrators' Salaries		1300	0.00	0.00	0.0%
Other Certificated Salaries		1900	0.00	0.00	0.0%
TOTAL, CERTIFICATED SALARIES			0.00	0.00	0.0%
CLASSIFIED SALARIES					
Classified Support Salaries		2200	3,204,644.19	3,910,425.00	22.0%
Classified Supervisors' and Administrators' Salaries		2300	912,182.77	950,122.00	4.2%
Clerical, Technical and Office Salaries		2400	276,512.04	294,702.00	6.6%
Other Classified Salaries		2900	0.00	32,438.00	New
TOTAL, CLASSIFIED SALARIES			4,393,339.00	5,187,687.00	18.1%
EMPLOYEE BENEFITS					
STRS		3101-3102	0.00	0.00	0.0%
PERS		3201-3202	759,541.86	916,643.00	20.7%
OASDI/Medicare/Alternative		3301-3302	321,192.07	390,633.00	21.6%
Health and Welfare Benefits		3401-3402	1,538,246.49	1,845,275.00	20.0%
Unemployment Insurance		3501-3502	2,219.30	63,508.00	2761.6%
Workers' Compensation		3601-3602	86,529.08	103,913.00	20.1%
OPEB, Allocated		3701-3702	162,716.83	192,240.00	18.1%
OPEB, Active Employees		3751-3752	0.00	0.00	0.0%
Other Employee Benefits		3901-3902	102,602.75	105,616.00	2.9%
TOTAL, EMPLOYEE BENEFITS			2,973,048.38	3,617,828.00	21.7%
BOOKS AND SUPPLIES					
Books and Other Reference Materials		4200	0.00	0.00	0.0%
Materials and Supplies		4300	168,976.45	268,934.00	59.2%
Noncapitalized Equipment		4400	74,421.92	67,950.00	-8.7%
Food		4700	2,784,830.43	6,075,422.00	118.2%
TOTAL, BOOKS AND SUPPLIES			3,028,228.80	6,412,306.00	111.8%

Description	Resource Codes	Object Codes	2020-21 Unaudited Actuals	2021-22 Budget	Percent Difference
SERVICES AND OTHER OPERATING EXPENDITURES					
Subagreements for Services		5100	0.00	0.00	0.0%
Travel and Conferences		5200	294.73	2,950.00	900.9%
Dues and Memberships		5300	1,995.35	3,600.00	80.4%
Insurance		5400-5450	0.00	0.00	0.0%
Operations and Housekeeping Services		5500	0.00	0.00	0.0%
Rentals, Leases, Repairs, and Noncapitalized Improvements		5600	60,349.74	77,350.00	28.2%
Transfers of Direct Costs		5710	0.00	0.00	0.0%
Transfers of Direct Costs - Interfund		5750	363,458.70	361,429.00	-0.6%
Professional/Consulting Services and Operating Expenditures		5800	163,151.78	283,845.00	74.0%
Communications		5900	12,860.26	17,250.00	34.1%
TOTAL, SERVICES AND OTHER OPERATING EXPENDITURES			602,110.56	746,424.00	24.0%
CAPITAL OUTLAY					
Buildings and Improvements of Buildings		6200	0.00	0.00	0.0%
Equipment		6400	0.00	0.00	0.0%
Equipment Replacement		6500	0.00	0.00	0.0%
Lease Assets		6600	0.00	0.00	0.0%
TOTAL, CAPITAL OUTLAY			0.00	0.00	0.0%
OTHER OUTGO (excluding Transfers of Indirect Costs)					
Debt Service					
Debt Service - Interest		7438	0.00	0.00	0.0%
Other Debt Service - Principal		7439	0.00	0.00	0.0%
TOTAL, OTHER OUTGO (excluding Transfers of Indirect Costs)			0.00	0.00	0.0%
OTHER OUTGO - TRANSFERS OF INDIRECT COSTS					
Transfers of Indirect Costs - Interfund		7350	367,091.55	373,798.00	1.8%
TOTAL, OTHER OUTGO - TRANSFERS OF INDIRECT COSTS			367,091.55	373,798.00	1.8%
TOTAL, EXPENDITURES			11,363,818.29	16,338,043.00	43.8%

Description	Resource Codes	Object Codes	2020-21 Unaudited Actuals	2021-22 Budget	Percent Difference
INTERFUND TRANSFERS					
INTERFUND TRANSFERS IN					
From: General Fund		8916	3,500,000.00	3,175,000.00	-9.3%
Other Authorized Interfund Transfers In		8919	0.00	0.00	0.0%
(a) TOTAL, INTERFUND TRANSFERS IN			3,500,000.00	3,175,000.00	-9.3%
INTERFUND TRANSFERS OUT					
Other Authorized Interfund Transfers Out		7619	7,775.00	7,983.00	2.7%
(b) TOTAL, INTERFUND TRANSFERS OUT			7,775.00	7,983.00	2.7%
OTHER SOURCES/USES					
SOURCES					
Other Sources					
Transfers from Funds of Lapsed/Reorganized LEAs		8965	0.00	0.00	0.0%
Long-Term Debt Proceeds					
Proceeds from Leases		8972	0.00	0.00	0.0%
All Other Financing Sources		8979	0.00	0.00	0.0%
(c) TOTAL, SOURCES			0.00	0.00	0.0%
USES					
Transfers of Funds from Lapsed/Reorganized LEAs		7651	0.00	0.00	0.0%
All Other Financing Uses		7699	0.00	0.00	0.0%
(d) TOTAL, USES			0.00	0.00	0.0%
CONTRIBUTIONS					
Contributions from Unrestricted Revenues		8980	0.00	0.00	0.0%
Contributions from Restricted Revenues		8990	0.00	0.00	0.0%
(e) TOTAL, CONTRIBUTIONS			0.00	0.00	0.0%
TOTAL, OTHER FINANCING SOURCES/USES (a - b + c - d + e)			3,492,225.00	3,167,017.00	-9.3%

Description	Function Codes	Object Codes	2020-21 Unaudited Actuals	2021-22 Budget	Percent Difference
A. REVENUES					
1) LCFF Sources		8010-8099	0.00	0.00	0.0%
2) Federal Revenue		8100-8299	5,970,989.79	11,599,297.00	94.3%
3) Other State Revenue		8300-8599	487,212.49	839,944.00	72.4%
4) Other Local Revenue		8600-8799	219,596.65	1,720,973.00	683.7%
5) TOTAL, REVENUES			6,677,798.93	14,160,214.00	112.0%
B. EXPENDITURES (Objects 1000-7999)					
1) Instruction	1000-1999		0.00	0.00	0.0%
2) Instruction - Related Services	2000-2999		0.00	0.00	0.0%
3) Pupil Services	3000-3999		10,433,990.93	15,386,364.00	47.5%
4) Ancillary Services	4000-4999		0.00	0.00	0.0%
5) Community Services	5000-5999		0.00	0.00	0.0%
6) Enterprise	6000-6999		0.00	0.00	0.0%
7) General Administration	7000-7999		367,091.55	373,798.00	1.8%
8) Plant Services	8000-8999		562,735.81	577,881.00	2.7%
9) Other Outgo	9000-9999	Except 7600-7699	0.00	0.00	0.0%
10) TOTAL, EXPENDITURES			11,363,818.29	16,338,043.00	43.8%
C. EXCESS (DEFICIENCY) OF REVENUES OVER EXPENDITURES BEFORE OTHER FINANCING SOURCES AND USES (A5 - B10)			(4,686,019.36)	(2,177,829.00)	-53.5%
D. OTHER FINANCING SOURCES/USES					
1) Interfund Transfers					
a) Transfers In		8900-8929	3,500,000.00	3,175,000.00	-9.3%
b) Transfers Out		7600-7629	7,775.00	7,983.00	2.7%
2) Other Sources/Uses					
a) Sources		8930-8979	0.00	0.00	0.0%
b) Uses		7630-7699	0.00	0.00	0.0%
3) Contributions		8980-8999	0.00	0.00	0.0%
4) TOTAL, OTHER FINANCING SOURCES/USES			3,492,225.00	3,167,017.00	-9.3%

Description	Function Codes	Object Codes	2020-21 Unaudited Actuals	2021-22 Budget	Percent Difference
E. NET INCREASE (DECREASE) IN FUND BALANCE (C + D4)			(1,193,794.36)	989,188.00	-182.9%
F. FUND BALANCE, RESERVES					
1) Beginning Fund Balance					
a) As of July 1 - Unaudited		9791	4,002,886.82	2,809,092.46	-29.8%
b) Audit Adjustments		9793	0.00	0.00	0.0%
c) As of July 1 - Audited (F1a + F1b)			4,002,886.82	2,809,092.46	-29.8%
d) Other Restatements		9795	0.00	0.00	0.0%
e) Adjusted Beginning Balance (F1c + F1d)			4,002,886.82	2,809,092.46	-29.8%
2) Ending Balance, June 30 (E + F1e)			2,809,092.46	3,798,280.46	35.2%
Components of Ending Fund Balance					
a) Nonspendable					
Revolving Cash		9711	1,192.00	0.00	-100.0%
Stores		9712	301,756.43	0.00	-100.0%
Prepaid Items		9713	0.00	0.00	0.0%
All Others		9719	0.00	0.00	0.0%
b) Restricted		9740	2,506,144.03	3,798,280.46	51.6%
c) Committed					
Stabilization Arrangements		9750	0.00	0.00	0.0%
Other Commitments (by Resource/Object)		9760	0.00	0.00	0.0%
d) Assigned					
Other Assignments (by Resource/Object)		9780	0.00	0.00	0.0%
e) Unassigned/Unappropriated					
Reserve for Economic Uncertainties		9789	0.00	0.00	0.0%
Unassigned/Unappropriated Amount		9790	0.00	0.00	0.0%

Resource	Description	2020-21 Unaudited Actuals	2021-22 Budget
5310	Child Nutrition: School Programs (e.g., School Lunch, School I	2,482,175.57	3,774,312.00
9010	Other Restricted Local	23,968.46	23,968.46
Total, Restricted Balance		2,506,144.03	3,798,280.46

Description	Resource Codes	Object Codes	2020-21 Unaudited Actuals	2021-22 Budget	Percent Difference
A. REVENUES					
1) LCFF Sources		8010-8099	0.00	0.00	0.0%
2) Federal Revenue		8100-8299	0.00	0.00	0.0%
3) Other State Revenue		8300-8599	1,090.00	0.00	-100.0%
4) Other Local Revenue		8600-8799	13,894.00	7,000.00	-49.6%
5) TOTAL, REVENUES			14,984.00	7,000.00	-53.3%
B. EXPENDITURES					
1) Certificated Salaries		1000-1999	0.00	0.00	0.0%
2) Classified Salaries		2000-2999	15,380.83	0.00	-100.0%
3) Employee Benefits		3000-3999	4,645.50	0.00	-100.0%
4) Books and Supplies		4000-4999	192,920.01	0.00	-100.0%
5) Services and Other Operating Expenditures		5000-5999	95,377.07	0.00	-100.0%
6) Capital Outlay		6000-6999	1,298,312.39	2,000,000.00	54.0%
7) Other Outgo (excluding Transfers of Indirect Costs)		7100-7299, 7400-7499	0.00	0.00	0.0%
8) Other Outgo - Transfers of Indirect Costs		7300-7399	0.00	0.00	0.0%
9) TOTAL, EXPENDITURES			1,606,635.80	2,000,000.00	24.5%
C. EXCESS (DEFICIENCY) OF REVENUES OVER EXPENDITURES BEFORE OTHER FINANCING SOURCES AND USES (A5 - B9)			(1,591,651.80)	(1,993,000.00)	25.2%
D. OTHER FINANCING SOURCES/USES					
1) Interfund Transfers					
a) Transfers In		8900-8929	2,000,000.00	2,000,000.00	0.0%
b) Transfers Out		7600-7629	0.00	0.00	0.0%
2) Other Sources/Uses					
a) Sources		8930-8979	0.00	0.00	0.0%
b) Uses		7630-7699	0.00	0.00	0.0%
3) Contributions		8980-8999	0.00	0.00	0.0%
4) TOTAL, OTHER FINANCING SOURCES/USES			2,000,000.00	2,000,000.00	0.0%

Description	Resource Codes	Object Codes	2020-21 Unaudited Actuals	2021-22 Budget	Percent Difference
E. NET INCREASE (DECREASE) IN FUND BALANCE (C + D4)			408,348.20	7,000.00	-98.3%
F. FUND BALANCE, RESERVES					
1) Beginning Fund Balance					
a) As of July 1 - Unaudited		9791	1,223,132.98	1,631,481.18	33.4%
b) Audit Adjustments		9793	0.00	0.00	0.0%
c) As of July 1 - Audited (F1a + F1b)			1,223,132.98	1,631,481.18	33.4%
d) Other Restatements		9795	0.00	0.00	0.0%
e) Adjusted Beginning Balance (F1c + F1d)			1,223,132.98	1,631,481.18	33.4%
2) Ending Balance, June 30 (E + F1e)			1,631,481.18	1,638,481.18	0.4%
Components of Ending Fund Balance					
a) Nonspendable					
Revolving Cash		9711	0.00	0.00	0.0%
Stores		9712	0.00	0.00	0.0%
Prepaid Items		9713	0.00	0.00	0.0%
All Others		9719	0.00	0.00	0.0%
b) Restricted		9740	1,631,481.18	1,638,481.18	0.4%
c) Committed					
Stabilization Arrangements		9750	0.00	0.00	0.0%
Other Commitments		9760	0.00	0.00	0.0%
d) Assigned					
Other Assignments		9780	0.00	0.00	0.0%
e) Unassigned/Unappropriated					
Reserve for Economic Uncertainties		9789	0.00	0.00	0.0%
Unassigned/Unappropriated Amount		9790	0.00	0.00	0.0%

Description	Resource Codes	Object Codes	2020-21 Unaudited Actuals	2021-22 Budget	Percent Difference
G. ASSETS					
1) Cash					
a) in County Treasury		9110	1,891,520.96		
1) Fair Value Adjustment to Cash in County Treasury		9111	0.00		
b) in Banks		9120	0.00		
c) in Revolving Cash Account		9130	0.00		
d) with Fiscal Agent/Trustee		9135	0.00		
e) Collections Awaiting Deposit		9140	0.00		
2) Investments		9150	0.00		
3) Accounts Receivable		9200	5,882.00		
4) Due from Grantor Government		9290	0.00		
5) Due from Other Funds		9310	0.00		
6) Stores		9320	0.00		
7) Prepaid Expenditures		9330	0.00		
8) Other Current Assets		9340	0.00		
9) TOTAL, ASSETS			1,897,402.96		
H. DEFERRED OUTFLOWS OF RESOURCES					
1) Deferred Outflows of Resources		9490	0.00		
2) TOTAL, DEFERRED OUTFLOWS			0.00		
I. LIABILITIES					
1) Accounts Payable		9500	264,046.78		
2) Due to Grantor Governments		9590	0.00		
3) Due to Other Funds		9610	1,875.00		
4) Current Loans		9640			
5) Unearned Revenue		9650	0.00		
6) TOTAL, LIABILITIES			265,921.78		
J. DEFERRED INFLOWS OF RESOURCES					
1) Deferred Inflows of Resources		9690	0.00		
2) TOTAL, DEFERRED INFLOWS			0.00		
K. FUND EQUITY					
Ending Fund Balance, June 30 (must agree with line F2) (G9 + H2) - (I6 + J2)			1,631,481.18		

Description	Resource Codes	Object Codes	2020-21 Unaudited Actuals	2021-22 Budget	Percent Difference
LCFF SOURCES					
LCFF Transfers					
LCFF Transfers - Current Year		8091	0.00	0.00	0.0%
LCFF/Revenue Limit Transfers - Prior Years		8099	0.00	0.00	0.0%
TOTAL, LCFF SOURCES			0.00	0.00	0.0%
OTHER STATE REVENUE					
All Other State Revenue		8590	1,090.00	0.00	-100.0%
TOTAL, OTHER STATE REVENUE			1,090.00	0.00	-100.0%
OTHER LOCAL REVENUE					
Other Local Revenue					
Community Redevelopment Funds Not Subject to LCFF Deduction		8625	0.00	0.00	0.0%
Sales Sale of Equipment/Supplies		8631	0.00	0.00	0.0%
Interest		8660	13,894.00	7,000.00	-49.6%
Net Increase (Decrease) in the Fair Value of Investments		8662	0.00	0.00	0.0%
Other Local Revenue					
All Other Local Revenue		8699	0.00	0.00	0.0%
All Other Transfers In from All Others		8799	0.00	0.00	0.0%
TOTAL, OTHER LOCAL REVENUE			13,894.00	7,000.00	-49.6%
TOTAL, REVENUES			14,984.00	7,000.00	-53.3%

Description	Resource Codes	Object Codes	2020-21 Unaudited Actuals	2021-22 Budget	Percent Difference
CLASSIFIED SALARIES					
Classified Support Salaries		2200	0.00	0.00	0.0%
Other Classified Salaries		2900	15,380.83	0.00	-100.0%
TOTAL, CLASSIFIED SALARIES			15,380.83	0.00	-100.0%
EMPLOYEE BENEFITS					
STRS		3101-3102	2,787.28	0.00	-100.0%
PERS		3201-3202	266.49	0.00	-100.0%
OASDI/Medicare/Alternative		3301-3302	524.88	0.00	-100.0%
Health and Welfare Benefits		3401-3402	0.00	0.00	0.0%
Unemployment Insurance		3501-3502	7.75	0.00	-100.0%
Workers' Compensation		3601-3602	298.97	0.00	-100.0%
OPEB, Allocated		3701-3702	568.44	0.00	-100.0%
OPEB, Active Employees		3751-3752	0.00	0.00	0.0%
Other Employee Benefits		3901-3902	191.69	0.00	-100.0%
TOTAL, EMPLOYEE BENEFITS			4,645.50	0.00	-100.0%
BOOKS AND SUPPLIES					
Books and Other Reference Materials		4200	0.00	0.00	0.0%
Materials and Supplies		4300	10,417.65	0.00	-100.0%
Noncapitalized Equipment		4400	182,502.36	0.00	-100.0%
TOTAL, BOOKS AND SUPPLIES			192,920.01	0.00	-100.0%

Description	Resource Codes	Object Codes	2020-21 Unaudited Actuals	2021-22 Budget	Percent Difference
SERVICES AND OTHER OPERATING EXPENDITURES					
Subagreements for Services		5100	0.00	0.00	0.0%
Travel and Conferences		5200	0.00	0.00	0.0%
Rentals, Leases, Repairs, and Noncapitalized Improvements		5600	66,377.07	0.00	-100.0%
Transfers of Direct Costs		5710	0.00	0.00	0.0%
Transfers of Direct Costs - Interfund		5750	0.00	0.00	0.0%
Professional/Consulting Services and Operating Expenditures		5800	29,000.00	0.00	-100.0%
TOTAL, SERVICES AND OTHER OPERATING EXPENDITURES			95,377.07	0.00	-100.0%
CAPITAL OUTLAY					
Land Improvements		6170	0.00	0.00	0.0%
Buildings and Improvements of Buildings		6200	1,236,527.45	2,000,000.00	61.7%
Equipment		6400	61,784.94	0.00	-100.0%
Equipment Replacement		6500	0.00	0.00	0.0%
Lease Assets		6600	0.00	0.00	0.0%
TOTAL, CAPITAL OUTLAY			1,298,312.39	2,000,000.00	54.0%
OTHER OUTGO (excluding Transfers of Indirect Costs)					
Debt Service					
Debt Service - Interest		7438	0.00	0.00	0.0%
Other Debt Service - Principal		7439	0.00	0.00	0.0%
TOTAL, OTHER OUTGO (excluding Transfers of Indirect Costs)			0.00	0.00	0.0%
TOTAL, EXPENDITURES			1,606,635.80	2,000,000.00	24.5%

Description	Resource Codes	Object Codes	2020-21 Unaudited Actuals	2021-22 Budget	Percent Difference
INTERFUND TRANSFERS					
INTERFUND TRANSFERS IN					
Other Authorized Interfund Transfers In		8919	2,000,000.00	2,000,000.00	0.0%
(a) TOTAL, INTERFUND TRANSFERS IN			2,000,000.00	2,000,000.00	0.0%
INTERFUND TRANSFERS OUT					
Other Authorized Interfund Transfers Out		7619	0.00	0.00	0.0%
(b) TOTAL, INTERFUND TRANSFERS OUT			0.00	0.00	0.0%
OTHER SOURCES/USES					
SOURCES					
Other Sources					
Transfers from Funds of Lapsed/Reorganized LEAs		8965	0.00	0.00	0.0%
Long-Term Debt Proceeds					
Proceeds from Leases		8972	0.00	0.00	0.0%
All Other Financing Sources		8979	0.00	0.00	0.0%
(c) TOTAL, SOURCES			0.00	0.00	0.0%
USES					
Transfers of Funds from Lapsed/Reorganized LEAs		7651	0.00	0.00	0.0%
All Other Financing Uses		7699	0.00	0.00	0.0%
(d) TOTAL, USES			0.00	0.00	0.0%
CONTRIBUTIONS					
Contributions from Unrestricted Revenues		8980	0.00	0.00	0.0%
Contributions from Restricted Revenues		8990	0.00	0.00	0.0%
(e) TOTAL, CONTRIBUTIONS			0.00	0.00	0.0%
TOTAL, OTHER FINANCING SOURCES/USES (a - b + c - d + e)			2,000,000.00	2,000,000.00	0.0%

Description	Function Codes	Object Codes	2020-21 Unaudited Actuals	2021-22 Budget	Percent Difference
A. REVENUES					
1) LCFF Sources		8010-8099	0.00	0.00	0.0%
2) Federal Revenue		8100-8299	0.00	0.00	0.0%
3) Other State Revenue		8300-8599	1,090.00	0.00	-100.0%
4) Other Local Revenue		8600-8799	13,894.00	7,000.00	-49.6%
5) TOTAL, REVENUES			14,984.00	7,000.00	-53.3%
B. EXPENDITURES (Objects 1000-7999)					
1) Instruction	1000-1999		0.00	0.00	0.0%
2) Instruction - Related Services	2000-2999		0.00	0.00	0.0%
3) Pupil Services	3000-3999		0.00	0.00	0.0%
4) Ancillary Services	4000-4999		0.00	0.00	0.0%
5) Community Services	5000-5999		0.00	0.00	0.0%
6) Enterprise	6000-6999		0.00	0.00	0.0%
7) General Administration	7000-7999		0.00	0.00	0.0%
8) Plant Services	8000-8999		1,606,635.80	2,000,000.00	24.5%
9) Other Outgo	9000-9999	Except 7600-7699	0.00	0.00	0.0%
10) TOTAL, EXPENDITURES			1,606,635.80	2,000,000.00	24.5%
C. EXCESS (DEFICIENCY) OF REVENUES OVER EXPENDITURES BEFORE OTHER FINANCING SOURCES AND USES (A5 - B10)			(1,591,651.80)	(1,993,000.00)	25.2%
D. OTHER FINANCING SOURCES/USES					
1) Interfund Transfers					
a) Transfers In		8900-8929	2,000,000.00	2,000,000.00	0.0%
b) Transfers Out		7600-7629	0.00	0.00	0.0%
2) Other Sources/Uses					
a) Sources		8930-8979	0.00	0.00	0.0%
b) Uses		7630-7699	0.00	0.00	0.0%
3) Contributions		8980-8999	0.00	0.00	0.0%
4) TOTAL, OTHER FINANCING SOURCES/USES			2,000,000.00	2,000,000.00	0.0%

Description	Function Codes	Object Codes	2020-21 Unaudited Actuals	2021-22 Budget	Percent Difference
E. NET INCREASE (DECREASE) IN FUND BALANCE (C + D4)			408,348.20	7,000.00	-98.3%
F. FUND BALANCE, RESERVES					
1) Beginning Fund Balance					
a) As of July 1 - Unaudited		9791	1,223,132.98	1,631,481.18	33.4%
b) Audit Adjustments		9793	0.00	0.00	0.0%
c) As of July 1 - Audited (F1a + F1b)			1,223,132.98	1,631,481.18	33.4%
d) Other Restatements		9795	0.00	0.00	0.0%
e) Adjusted Beginning Balance (F1c + F1d)			1,223,132.98	1,631,481.18	33.4%
2) Ending Balance, June 30 (E + F1e)			1,631,481.18	1,638,481.18	0.4%
Components of Ending Fund Balance					
a) Nonspendable					
Revolving Cash		9711	0.00	0.00	0.0%
Stores		9712	0.00	0.00	0.0%
Prepaid Items		9713	0.00	0.00	0.0%
All Others		9719	0.00	0.00	0.0%
b) Restricted		9740	1,631,481.18	1,638,481.18	0.4%
c) Committed					
Stabilization Arrangements		9750	0.00	0.00	0.0%
Other Commitments (by Resource/Object)		9760	0.00	0.00	0.0%
d) Assigned					
Other Assignments (by Resource/Object)		9780	0.00	0.00	0.0%
e) Unassigned/Unappropriated					
Reserve for Economic Uncertainties		9789	0.00	0.00	0.0%
Unassigned/Unappropriated Amount		9790	0.00	0.00	0.0%

Resource	Description	2020-21 Unaudited Actuals	2021-22 Budget
9010	Other Restricted Local	1,631,481.18	1,638,481.18
Total, Restricted Balance		1,631,481.18	1,638,481.18

Description	Resource Codes	Object Codes	2020-21 Unaudited Actuals	2021-22 Budget	Percent Difference
A. REVENUES					
1) LCFF Sources		8010-8099	0.00	0.00	0.0%
2) Federal Revenue		8100-8299	0.00	0.00	0.0%
3) Other State Revenue		8300-8599	8,612.00	0.00	-100.0%
4) Other Local Revenue		8600-8799	3,541,504.59	2,294,395.00	-35.2%
5) TOTAL, REVENUES			3,550,116.59	2,294,395.00	-35.4%
B. EXPENDITURES					
1) Certificated Salaries		1000-1999	0.00	0.00	0.0%
2) Classified Salaries		2000-2999	1,241,526.34	958,656.00	-22.8%
3) Employee Benefits		3000-3999	614,813.10	571,926.57	-7.0%
4) Books and Supplies		4000-4999	205,465.45	25,950.00	-87.4%
5) Services and Other Operating Expenditures		5000-5999	3,333,937.50	2,272,250.00	-31.8%
6) Capital Outlay		6000-6999	122,410,046.54	79,708,669.34	-34.9%
7) Other Outgo (excluding Transfers of Indirect Costs)		7100-7299, 7400-7499	0.00	0.00	0.0%
8) Other Outgo - Transfers of Indirect Costs		7300-7399	0.00	0.00	0.0%
9) TOTAL, EXPENDITURES			127,805,788.93	83,537,451.91	-34.6%
C. EXCESS (DEFICIENCY) OF REVENUES OVER EXPENDITURES BEFORE OTHER FINANCING SOURCES AND USES (A5 - B9)			(124,255,672.34)	(81,243,056.91)	-34.6%
D. OTHER FINANCING SOURCES/USES					
1) Interfund Transfers					
a) Transfers In		8900-8929	4,037,811.92	391,411.00	-90.3%
b) Transfers Out		7600-7629	0.00	0.00	0.0%
2) Other Sources/Uses					
a) Sources		8930-8979	180,616,259.50	0.00	-100.0%
b) Uses		7630-7699	0.00	0.00	0.0%
3) Contributions		8980-8999	0.00	0.00	0.0%
4) TOTAL, OTHER FINANCING SOURCES/USES			184,654,071.42	391,411.00	-99.8%

Description	Resource Codes	Object Codes	2020-21 Unaudited Actuals	2021-22 Budget	Percent Difference
E. NET INCREASE (DECREASE) IN FUND BALANCE (C + D4)			60,398,399.08	(80,851,645.91)	-233.9%
F. FUND BALANCE, RESERVES					
1) Beginning Fund Balance					
a) As of July 1 - Unaudited		9791	98,739,573.32	159,137,972.40	61.2%
b) Audit Adjustments		9793	0.00	0.00	0.0%
c) As of July 1 - Audited (F1a + F1b)			98,739,573.32	159,137,972.40	61.2%
d) Other Restatements		9795	0.00	0.00	0.0%
e) Adjusted Beginning Balance (F1c + F1d)			98,739,573.32	159,137,972.40	61.2%
2) Ending Balance, June 30 (E + F1e)			159,137,972.40	78,286,326.49	-50.8%
Components of Ending Fund Balance					
a) Nonspendable					
Revolving Cash		9711	0.00	0.00	0.0%
Stores		9712	0.00	0.00	0.0%
Prepaid Items		9713	0.00	0.00	0.0%
All Others		9719	0.00	0.00	0.0%
b) Restricted		9740	158,164,338.95	77,148,081.04	-51.2%
c) Committed					
Stabilization Arrangements		9750	0.00	0.00	0.0%
Other Commitments		9760	0.00	0.00	0.0%
d) Assigned					
Other Assignments		9780	973,633.45	1,138,245.45	16.9%
Site Re-use	0000	9780	*973,633.45*		
Site Re-use	0000	9780		*1,138,245.45*	
e) Unassigned/Unappropriated					
Reserve for Economic Uncertainties		9789	0.00	0.00	0.0%
Unassigned/Unappropriated Amount		9790	0.00	0.00	0.0%

Description	Resource Codes	Object Codes	2020-21 Unaudited Actuals	2021-22 Budget	Percent Difference
G. ASSETS					
1) Cash					
a) in County Treasury		9110	49,985,365.39		
1) Fair Value Adjustment to Cash in County Treasury		9111	0.00		
b) in Banks		9120	0.00		
c) in Revolving Cash Account		9130	0.00		
d) with Fiscal Agent/Trustee		9135	120,844,301.87		
e) Collections Awaiting Deposit		9140	0.00		
2) Investments		9150	0.00		
3) Accounts Receivable		9200	155,941.60		
4) Due from Grantor Government		9290	0.00		
5) Due from Other Funds		9310	3,476,128.50		
6) Stores		9320	0.00		
7) Prepaid Expenditures		9330	0.00		
8) Other Current Assets		9340	0.00		
9) TOTAL, ASSETS			174,461,737.36		
H. DEFERRED OUTFLOWS OF RESOURCES					
1) Deferred Outflows of Resources		9490	0.00		
2) TOTAL, DEFERRED OUTFLOWS			0.00		
I. LIABILITIES					
1) Accounts Payable		9500	15,223,071.09		
2) Due to Grantor Governments		9590	0.00		
3) Due to Other Funds		9610	100,693.87		
4) Current Loans		9640	0.00		
5) Unearned Revenue		9650	0.00		
6) TOTAL, LIABILITIES			15,323,764.96		
J. DEFERRED INFLOWS OF RESOURCES					
1) Deferred Inflows of Resources		9690	0.00		
2) TOTAL, DEFERRED INFLOWS			0.00		
K. FUND EQUITY					
Ending Fund Balance, June 30 (must agree with line F2) (G9 + H2) - (I6 + J2)			159,137,972.40		

Description	Resource Codes	Object Codes	2020-21 Unaudited Actuals	2021-22 Budget	Percent Difference
FEDERAL REVENUE					
FEMA		8281	0.00	0.00	0.0%
All Other Federal Revenue		8290	0.00	0.00	0.0%
TOTAL, FEDERAL REVENUE			0.00	0.00	0.0%
OTHER STATE REVENUE					
Tax Relief Subventions Restricted Levies - Other					
Homeowners' Exemptions		8575	0.00	0.00	0.0%
Other Subventions/In-Lieu Taxes		8576	0.00	0.00	0.0%
All Other State Revenue		8590	8,612.00	0.00	-100.0%
TOTAL, OTHER STATE REVENUE			8,612.00	0.00	-100.0%
OTHER LOCAL REVENUE					
Other Local Revenue County and District Taxes					
Other Restricted Levies Secured Roll		8615	0.00	0.00	0.0%
Unsecured Roll		8616	0.00	0.00	0.0%
Prior Years' Taxes		8617	0.00	0.00	0.0%
Supplemental Taxes		8618	0.00	0.00	0.0%
Non-Ad Valorem Taxes Parcel Taxes		8621	0.00	0.00	0.0%
Other		8622	0.00	0.00	0.0%
Community Redevelopment Funds Not Subject to LCFF Deduction		8625	129,438.36	120,000.00	-7.3%
Penalties and Interest from Delinquent Non-LCFF Taxes		8629	0.00	0.00	0.0%
Sales Sale of Equipment/Supplies		8631	0.00	0.00	0.0%
Leases and Rentals		8650	1,661,428.28	1,726,314.00	3.9%
Interest		8660	344,475.98	423,081.00	22.8%
Net Increase (Decrease) in the Fair Value of Investments		8662	0.00	0.00	0.0%
Other Local Revenue					
All Other Local Revenue		8699	1,406,161.97	25,000.00	-98.2%
All Other Transfers In from All Others		8799	0.00	0.00	0.0%
TOTAL, OTHER LOCAL REVENUE			3,541,504.59	2,294,395.00	-35.2%
TOTAL, REVENUES			3,550,116.59	2,294,395.00	-35.4%

Description	Resource Codes	Object Codes	2020-21 Unaudited Actuals	2021-22 Budget	Percent Difference
CLASSIFIED SALARIES					
Classified Support Salaries		2200	205,443.25	175,808.00	-14.4%
Classified Supervisors' and Administrators' Salaries		2300	632,491.76	485,611.00	-23.2%
Clerical, Technical and Office Salaries		2400	281,281.75	297,237.00	5.7%
Other Classified Salaries		2900	122,309.58	0.00	-100.0%
TOTAL, CLASSIFIED SALARIES			1,241,526.34	958,656.00	-22.8%
EMPLOYEE BENEFITS					
STRS		3101-3102	22,019.11	0.00	-100.0%
PERS		3201-3202	222,543.33	220,268.32	-1.0%
OASDI/Medicare/Alternative		3301-3302	86,143.12	73,332.37	-14.9%
Health and Welfare Benefits		3401-3402	195,251.50	197,248.00	1.0%
Unemployment Insurance		3501-3502	588.96	11,805.19	1904.4%
Workers' Compensation		3601-3602	24,237.34	19,173.68	-20.9%
OPEB, Allocated		3701-3702	45,936.29	35,470.21	-22.8%
OPEB, Active Employees		3751-3752	0.00	0.00	0.0%
Other Employee Benefits		3901-3902	18,093.45	14,628.80	-19.1%
TOTAL, EMPLOYEE BENEFITS			614,813.10	571,926.57	-7.0%
BOOKS AND SUPPLIES					
Books and Other Reference Materials		4200	0.00	0.00	0.0%
Materials and Supplies		4300	60,648.69	25,950.00	-57.2%
Noncapitalized Equipment		4400	144,816.76	0.00	-100.0%
TOTAL, BOOKS AND SUPPLIES			205,465.45	25,950.00	-87.4%
SERVICES AND OTHER OPERATING EXPENDITURES					
Subagreements for Services		5100	0.00	0.00	0.0%
Travel and Conferences		5200	2,215.11	3,250.00	46.7%
Insurance		5400-5450	0.00	0.00	0.0%
Operations and Housekeeping Services		5500	0.00	0.00	0.0%
Rentals, Leases, Repairs, and Noncapitalized Improvements		5600	424,573.40	62,768.00	-85.2%
Transfers of Direct Costs		5710	0.00	0.00	0.0%
Transfers of Direct Costs - Interfund		5750	1,592,029.37	1,850,253.00	16.2%

Description	Resource Codes	Object Codes	2020-21 Unaudited Actuals	2021-22 Budget	Percent Difference
Professional/Consulting Services and Operating Expenditures		5800	1,314,671.02	355,979.00	-72.9%
Communications		5900	448.60	0.00	-100.0%
TOTAL, SERVICES AND OTHER OPERATING EXPENDITURES			3,333,937.50	2,272,250.00	-31.8%
CAPITAL OUTLAY					
Land		6100	0.00	0.00	0.0%
Land Improvements		6170	0.00	0.00	0.0%
Buildings and Improvements of Buildings		6200	114,467,680.58	79,708,669.34	-30.4%
Books and Media for New School Libraries or Major Expansion of School Libraries		6300	0.00	0.00	0.0%
Equipment		6400	7,942,365.96	0.00	-100.0%
Equipment Replacement		6500	0.00	0.00	0.0%
Lease Assets		6600	0.00	0.00	0.0%
TOTAL, CAPITAL OUTLAY			122,410,046.54	79,708,669.34	-34.9%
OTHER OUTGO (excluding Transfers of Indirect Costs)					
Other Transfers Out					
All Other Transfers Out to All Others		7299	0.00	0.00	0.0%
Debt Service					
Repayment of State School Building Fund Aid - Proceeds from Bonds		7435	0.00	0.00	0.0%
Debt Service - Interest		7438	0.00	0.00	0.0%
Other Debt Service - Principal		7439	0.00	0.00	0.0%
TOTAL, OTHER OUTGO (excluding Transfers of Indirect Costs)			0.00	0.00	0.0%
TOTAL, EXPENDITURES			127,805,788.93	83,537,451.91	-34.6%

Description	Resource Codes	Object Codes	2020-21 Unaudited Actuals	2021-22 Budget	Percent Difference
INTERFUND TRANSFERS					
INTERFUND TRANSFERS IN					
Other Authorized Interfund Transfers In		8919	4,037,811.92	391,411.00	-90.3%
(a) TOTAL, INTERFUND TRANSFERS IN			4,037,811.92	391,411.00	-90.3%
INTERFUND TRANSFERS OUT					
To: State School Building Fund/ County School Facilities Fund		7613	0.00	0.00	0.0%
Other Authorized Interfund Transfers Out		7619	0.00	0.00	0.0%
(b) TOTAL, INTERFUND TRANSFERS OUT			0.00	0.00	0.0%

Description	Resource Codes	Object Codes	2020-21 Unaudited Actuals	2021-22 Budget	Percent Difference
OTHER SOURCES/USES					
SOURCES					
Proceeds					
Proceeds from Sale of Bonds		8951	180,000,000.00	0.00	-100.0%
Proceeds from Disposal of Capital Assets		8953	4,259.50	0.00	-100.0%
Other Sources					
County School Bldg Aid		8961	0.00	0.00	0.0%
Transfers from Funds of Lapsed/Reorganized LEAs		8965	0.00	0.00	0.0%
Long-Term Debt Proceeds					
Proceeds from Certificates of Participation		8971	0.00	0.00	0.0%
Proceeds from Leases		8972	0.00	0.00	0.0%
Proceeds from Lease Revenue Bonds		8973	0.00	0.00	0.0%
All Other Financing Sources		8979	612,000.00	0.00	-100.0%
(c) TOTAL, SOURCES			180,616,259.50	0.00	-100.0%
USES					
Transfers of Funds from Lapsed/Reorganized LEAs		7651	0.00	0.00	0.0%
All Other Financing Uses		7699	0.00	0.00	0.0%
(d) TOTAL, USES			0.00	0.00	0.0%
CONTRIBUTIONS					
Contributions from Unrestricted Revenues		8980	0.00	0.00	0.0%
Contributions from Restricted Revenues		8990	0.00	0.00	0.0%
(e) TOTAL, CONTRIBUTIONS			0.00	0.00	0.0%
TOTAL, OTHER FINANCING SOURCES/USES (a - b + c - d + e)			184,654,071.42	391,411.00	-99.8%

Description	Function Codes	Object Codes	2020-21 Unaudited Actuals	2021-22 Budget	Percent Difference
A. REVENUES					
1) LCFF Sources		8010-8099	0.00	0.00	0.0%
2) Federal Revenue		8100-8299	0.00	0.00	0.0%
3) Other State Revenue		8300-8599	8,612.00	0.00	-100.0%
4) Other Local Revenue		8600-8799	3,541,504.59	2,294,395.00	-35.2%
5) TOTAL, REVENUES			3,550,116.59	2,294,395.00	-35.4%
B. EXPENDITURES (Objects 1000-7999)					
1) Instruction	1000-1999		0.00	0.00	0.0%
2) Instruction - Related Services	2000-2999		0.00	0.00	0.0%
3) Pupil Services	3000-3999		0.00	0.00	0.0%
4) Ancillary Services	4000-4999		0.00	0.00	0.0%
5) Community Services	5000-5999		0.00	0.00	0.0%
6) Enterprise	6000-6999		0.00	0.00	0.0%
7) General Administration	7000-7999		0.00	0.00	0.0%
8) Plant Services	8000-8999		126,980,157.80	83,505,422.91	-34.2%
9) Other Outgo	9000-9999	Except 7600-7699	825,631.13	32,029.00	-96.1%
10) TOTAL, EXPENDITURES			127,805,788.93	83,537,451.91	-34.6%
C. EXCESS (DEFICIENCY) OF REVENUES OVER EXPENDITURES BEFORE OTHER FINANCING SOURCES AND USES (A5 - B10)			(124,255,672.34)	(81,243,056.91)	-34.6%
D. OTHER FINANCING SOURCES/USES					
1) Interfund Transfers					
a) Transfers In		8900-8929	4,037,811.92	391,411.00	-90.3%
b) Transfers Out		7600-7629	0.00	0.00	0.0%
2) Other Sources/Uses					
a) Sources		8930-8979	180,616,259.50	0.00	-100.0%
b) Uses		7630-7699	0.00	0.00	0.0%
3) Contributions		8980-8999	0.00	0.00	0.0%
4) TOTAL, OTHER FINANCING SOURCES/USES			184,654,071.42	391,411.00	-99.8%

Description	Function Codes	Object Codes	2020-21 Unaudited Actuals	2021-22 Budget	Percent Difference
E. NET INCREASE (DECREASE) IN FUND BALANCE (C + D4)			60,398,399.08	(80,851,645.91)	-233.9%
F. FUND BALANCE, RESERVES					
1) Beginning Fund Balance					
a) As of July 1 - Unaudited		9791	98,739,573.32	159,137,972.40	61.2%
b) Audit Adjustments		9793	0.00	0.00	0.0%
c) As of July 1 - Audited (F1a + F1b)			98,739,573.32	159,137,972.40	61.2%
d) Other Restatements		9795	0.00	0.00	0.0%
e) Adjusted Beginning Balance (F1c + F1d)			98,739,573.32	159,137,972.40	61.2%
2) Ending Balance, June 30 (E + F1e)			159,137,972.40	78,286,326.49	-50.8%
Components of Ending Fund Balance					
a) Nonspendable					
Revolving Cash		9711	0.00	0.00	0.0%
Stores		9712	0.00	0.00	0.0%
Prepaid Items		9713	0.00	0.00	0.0%
All Others		9719	0.00	0.00	0.0%
b) Restricted		9740	158,164,338.95	77,148,081.04	-51.2%
c) Committed					
Stabilization Arrangements		9750	0.00	0.00	0.0%
Other Commitments (by Resource/Object)		9760	0.00	0.00	0.0%
d) Assigned					
Other Assignments (by Resource/Object)		9780	973,633.45	1,138,245.45	16.9%
Site Re-use	0000	9780	*973,633.45*		
Site Re-use	0000	9780		*1,138,245.45*	
e) Unassigned/Unappropriated					
Reserve for Economic Uncertainties		9789	0.00	0.00	0.0%
Unassigned/Unappropriated Amount		9790	0.00	0.00	0.0%

Resource	Description	2020-21 Unaudited Actuals	2021-22 Budget
9010	Other Restricted Local	158,164,338.95	77,148,081.04
Total, Restricted Balance		158,164,338.95	77,148,081.04

Description	Resource Codes	Object Codes	2020-21 Unaudited Actuals	2021-22 Budget	Percent Difference
A. REVENUES					
1) LCFF Sources		8010-8099	0.00	0.00	0.0%
2) Federal Revenue		8100-8299	0.00	0.00	0.0%
3) Other State Revenue		8300-8599	0.00	0.00	0.0%
4) Other Local Revenue		8600-8799	3,662,628.80	1,256,000.00	-65.7%
5) TOTAL, REVENUES			3,662,628.80	1,256,000.00	-65.7%
B. EXPENDITURES					
1) Certificated Salaries		1000-1999	0.00	0.00	0.0%
2) Classified Salaries		2000-2999	0.00	0.00	0.0%
3) Employee Benefits		3000-3999	0.00	0.00	0.0%
4) Books and Supplies		4000-4999	0.00	0.00	0.0%
5) Services and Other Operating Expenditures		5000-5999	34,630.50	60,000.00	73.3%
6) Capital Outlay		6000-6999	0.00	0.00	0.0%
7) Other Outgo (excluding Transfers of Indirect Costs)		7100-7299, 7400-7499	0.00	0.00	0.0%
8) Other Outgo - Transfers of Indirect Costs		7300-7399	0.00	0.00	0.0%
9) TOTAL, EXPENDITURES			34,630.50	60,000.00	73.3%
C. EXCESS (DEFICIENCY) OF REVENUES OVER EXPENDITURES BEFORE OTHER FINANCING SOURCES AND USES (A5 - B9)			3,627,998.30	1,196,000.00	-67.0%
D. OTHER FINANCING SOURCES/USES					
1) Interfund Transfers					
a) Transfers In		8900-8929	0.00	0.00	0.0%
b) Transfers Out		7600-7629	0.00	0.00	0.0%
2) Other Sources/Uses					
a) Sources		8930-8979	0.00	0.00	0.0%
b) Uses		7630-7699	0.00	0.00	0.0%
3) Contributions		8980-8999	0.00	0.00	0.0%
4) TOTAL, OTHER FINANCING SOURCES/USES			0.00	0.00	0.0%

Description	Resource Codes	Object Codes	2020-21 Unaudited Actuals	2021-22 Budget	Percent Difference
E. NET INCREASE (DECREASE) IN FUND BALANCE (C + D4)			3,627,998.30	1,196,000.00	-67.0%
F. FUND BALANCE, RESERVES					
1) Beginning Fund Balance					
a) As of July 1 - Unaudited		9791	964,664.76	4,592,663.06	376.1%
b) Audit Adjustments		9793	0.00	0.00	0.0%
c) As of July 1 - Audited (F1a + F1b)			964,664.76	4,592,663.06	376.1%
d) Other Restatements		9795	0.00	0.00	0.0%
e) Adjusted Beginning Balance (F1c + F1d)			964,664.76	4,592,663.06	376.1%
2) Ending Balance, June 30 (E + F1e)			4,592,663.06	5,788,663.06	26.0%
Components of Ending Fund Balance					
a) Nonspendable					
Revolving Cash		9711	0.00	0.00	0.0%
Stores		9712	0.00	0.00	0.0%
Prepaid Items		9713	0.00	0.00	0.0%
All Others		9719	0.00	0.00	0.0%
b) Restricted		9740	4,592,663.06	5,788,663.06	26.0%
c) Committed					
Stabilization Arrangements		9750	0.00	0.00	0.0%
Other Commitments		9760	0.00	0.00	0.0%
d) Assigned					
Other Assignments		9780	0.00	0.00	0.0%
e) Unassigned/Unappropriated					
Reserve for Economic Uncertainties		9789	0.00	0.00	0.0%
Unassigned/Unappropriated Amount		9790	0.00	0.00	0.0%

Description	Resource Codes	Object Codes	2020-21 Unaudited Actuals	2021-22 Budget	Percent Difference
G. ASSETS					
1) Cash					
a) in County Treasury		9110	4,367,463.94		
1) Fair Value Adjustment to Cash in County Treasury		9111	0.00		
b) in Banks		9120	0.00		
c) in Revolving Cash Account		9130	0.00		
d) with Fiscal Agent/Trustee		9135	0.00		
e) Collections Awaiting Deposit		9140	0.00		
2) Investments		9150	0.00		
3) Accounts Receivable		9200	225,199.12		
4) Due from Grantor Government		9290	0.00		
5) Due from Other Funds		9310	0.00		
6) Stores		9320	0.00		
7) Prepaid Expenditures		9330	0.00		
8) Other Current Assets		9340	0.00		
9) TOTAL, ASSETS			4,592,663.06		
H. DEFERRED OUTFLOWS OF RESOURCES					
1) Deferred Outflows of Resources		9490	0.00		
2) TOTAL, DEFERRED OUTFLOWS			0.00		
I. LIABILITIES					
1) Accounts Payable		9500	0.00		
2) Due to Grantor Governments		9590	0.00		
3) Due to Other Funds		9610	0.00		
4) Current Loans		9640	0.00		
5) Unearned Revenue		9650	0.00		
6) TOTAL, LIABILITIES			0.00		
J. DEFERRED INFLOWS OF RESOURCES					
1) Deferred Inflows of Resources		9690	0.00		
2) TOTAL, DEFERRED INFLOWS			0.00		
K. FUND EQUITY					
Ending Fund Balance, June 30 (must agree with line F2) (G9 + H2) - (I6 + J2)			4,592,663.06		

Description	Resource Codes	Object Codes	2020-21 Unaudited Actuals	2021-22 Budget	Percent Difference
OTHER STATE REVENUE					
Tax Relief Subventions Restricted Levies - Other					
Homeowners' Exemptions		8575	0.00	0.00	0.0%
Other Subventions/In-Lieu Taxes		8576	0.00	0.00	0.0%
All Other State Revenue		8590	0.00	0.00	0.0%
TOTAL, OTHER STATE REVENUE			0.00	0.00	0.0%
OTHER LOCAL REVENUE					
Other Local Revenue					
County and District Taxes					
Other Restricted Levies Secured Roll		8615	0.00	0.00	0.0%
Unsecured Roll		8616	0.00	0.00	0.0%
Prior Years' Taxes		8617	0.00	0.00	0.0%
Supplemental Taxes		8618	0.00	0.00	0.0%
Non-Ad Valorem Taxes Parcel Taxes		8621	0.00	0.00	0.0%
Other		8622	0.00	0.00	0.0%
Community Redevelopment Funds Not Subject to LCFF Deduction		8625	0.00	0.00	0.0%
Penalties and Interest from Delinquent Non-LCFF Taxes		8629	0.00	0.00	0.0%
Sales Sale of Equipment/Supplies		8631	0.00	0.00	0.0%
Interest		8660	13,775.00	6,000.00	-56.4%
Net Increase (Decrease) in the Fair Value of Investments		8662	0.00	0.00	0.0%
Fees and Contracts					
Mitigation/Developer Fees		8681	3,648,853.80	1,250,000.00	-65.7%
Other Local Revenue					
All Other Local Revenue		8699	0.00	0.00	0.0%
All Other Transfers In from All Others		8799	0.00	0.00	0.0%
TOTAL, OTHER LOCAL REVENUE			3,662,628.80	1,256,000.00	-65.7%
TOTAL, REVENUES			3,662,628.80	1,256,000.00	-65.7%

Description	Resource Codes	Object Codes	2020-21 Unaudited Actuals	2021-22 Budget	Percent Difference
CERTIFICATED SALARIES					
Other Certificated Salaries		1900	0.00	0.00	0.0%
TOTAL, CERTIFICATED SALARIES			0.00	0.00	0.0%
CLASSIFIED SALARIES					
Classified Support Salaries		2200	0.00	0.00	0.0%
Classified Supervisors' and Administrators' Salaries		2300	0.00	0.00	0.0%
Clerical, Technical and Office Salaries		2400	0.00	0.00	0.0%
Other Classified Salaries		2900	0.00	0.00	0.0%
TOTAL, CLASSIFIED SALARIES			0.00	0.00	0.0%
EMPLOYEE BENEFITS					
STRS		3101-3102	0.00	0.00	0.0%
PERS		3201-3202	0.00	0.00	0.0%
OASDI/Medicare/Alternative		3301-3302	0.00	0.00	0.0%
Health and Welfare Benefits		3401-3402	0.00	0.00	0.0%
Unemployment Insurance		3501-3502	0.00	0.00	0.0%
Workers' Compensation		3601-3602	0.00	0.00	0.0%
OPEB, Allocated		3701-3702	0.00	0.00	0.0%
OPEB, Active Employees		3751-3752	0.00	0.00	0.0%
Other Employee Benefits		3901-3902	0.00	0.00	0.0%
TOTAL, EMPLOYEE BENEFITS			0.00	0.00	0.0%
BOOKS AND SUPPLIES					
Approved Textbooks and Core Curricula Materials		4100	0.00	0.00	0.0%
Books and Other Reference Materials		4200	0.00	0.00	0.0%
Materials and Supplies		4300	0.00	0.00	0.0%
Noncapitalized Equipment		4400	0.00	0.00	0.0%
TOTAL, BOOKS AND SUPPLIES			0.00	0.00	0.0%

Description	Resource Codes	Object Codes	2020-21 Unaudited Actuals	2021-22 Budget	Percent Difference
SERVICES AND OTHER OPERATING EXPENDITURES					
Subagreements for Services		5100	0.00	0.00	0.0%
Travel and Conferences		5200	0.00	0.00	0.0%
Insurance		5400-5450	0.00	0.00	0.0%
Operations and Housekeeping Services		5500	0.00	0.00	0.0%
Rentals, Leases, Repairs, and Noncapitalized Improvements		5600	0.00	0.00	0.0%
Transfers of Direct Costs		5710	0.00	0.00	0.0%
Transfers of Direct Costs - Interfund		5750	0.00	0.00	0.0%
Professional/Consulting Services and Operating Expenditures		5800	34,630.50	60,000.00	73.3%
Communications		5900	0.00	0.00	0.0%
TOTAL, SERVICES AND OTHER OPERATING EXPENDITURES			34,630.50	60,000.00	73.3%
CAPITAL OUTLAY					
Land		6100	0.00	0.00	0.0%
Land Improvements		6170	0.00	0.00	0.0%
Buildings and Improvements of Buildings		6200	0.00	0.00	0.0%
Books and Media for New School Libraries or Major Expansion of School Libraries		6300	0.00	0.00	0.0%
Equipment		6400	0.00	0.00	0.0%
Equipment Replacement		6500	0.00	0.00	0.0%
Lease Assets		6600	0.00	0.00	0.0%
TOTAL, CAPITAL OUTLAY			0.00	0.00	0.0%
OTHER OUTGO (excluding Transfers of Indirect Costs)					
Other Transfers Out					
All Other Transfers Out to All Others		7299	0.00	0.00	0.0%
Debt Service					
Debt Service - Interest		7438	0.00	0.00	0.0%
Other Debt Service - Principal		7439	0.00	0.00	0.0%
TOTAL, OTHER OUTGO (excluding Transfers of Indirect Costs)			0.00	0.00	0.0%
TOTAL, EXPENDITURES			34,630.50	60,000.00	73.3%

Description	Resource Codes	Object Codes	2020-21 Unaudited Actuals	2021-22 Budget	Percent Difference
INTERFUND TRANSFERS					
INTERFUND TRANSFERS IN					
Other Authorized Interfund Transfers In		8919	0.00	0.00	0.0%
(a) TOTAL, INTERFUND TRANSFERS IN			0.00	0.00	0.0%
INTERFUND TRANSFERS OUT					
To: State School Building Fund/ County School Facilities Fund		7613	0.00	0.00	0.0%
Other Authorized Interfund Transfers Out		7619	0.00	0.00	0.0%
(b) TOTAL, INTERFUND TRANSFERS OUT			0.00	0.00	0.0%
OTHER SOURCES/USES					
SOURCES					
Proceeds					
Proceeds from Disposal of Capital Assets		8953	0.00	0.00	0.0%
Other Sources					
Transfers from Funds of Lapsed/Reorganized LEAs		8965	0.00	0.00	0.0%
Long-Term Debt Proceeds					
Proceeds from Certificates of Participation		8971	0.00	0.00	0.0%
Proceeds from Leases		8972	0.00	0.00	0.0%
Proceeds from Lease Revenue Bonds		8973	0.00	0.00	0.0%
All Other Financing Sources		8979	0.00	0.00	0.0%
(c) TOTAL, SOURCES			0.00	0.00	0.0%
USES					
Transfers of Funds from Lapsed/Reorganized LEAs		7651	0.00	0.00	0.0%
All Other Financing Uses		7699	0.00	0.00	0.0%
(d) TOTAL, USES			0.00	0.00	0.0%
CONTRIBUTIONS					
Contributions from Unrestricted Revenues		8980	0.00	0.00	0.0%
Contributions from Restricted Revenues		8990	0.00	0.00	0.0%
(e) TOTAL, CONTRIBUTIONS			0.00	0.00	0.0%
TOTAL, OTHER FINANCING SOURCES/USES (a - b + c - d + e)			0.00	0.00	0.0%

Description	Function Codes	Object Codes	2020-21 Unaudited Actuals	2021-22 Budget	Percent Difference
A. REVENUES					
1) LCFF Sources		8010-8099	0.00	0.00	0.0%
2) Federal Revenue		8100-8299	0.00	0.00	0.0%
3) Other State Revenue		8300-8599	0.00	0.00	0.0%
4) Other Local Revenue		8600-8799	3,662,628.80	1,256,000.00	-65.7%
5) TOTAL, REVENUES			3,662,628.80	1,256,000.00	-65.7%
B. EXPENDITURES (Objects 1000-7999)					
1) Instruction	1000-1999		0.00	0.00	0.0%
2) Instruction - Related Services	2000-2999		0.00	0.00	0.0%
3) Pupil Services	3000-3999		0.00	0.00	0.0%
4) Ancillary Services	4000-4999		0.00	0.00	0.0%
5) Community Services	5000-5999		0.00	0.00	0.0%
6) Enterprise	6000-6999		0.00	0.00	0.0%
7) General Administration	7000-7999		0.00	0.00	0.0%
8) Plant Services	8000-8999		34,630.50	60,000.00	73.3%
9) Other Outgo	9000-9999	Except 7600-7699	0.00	0.00	0.0%
10) TOTAL, EXPENDITURES			34,630.50	60,000.00	73.3%
C. EXCESS (DEFICIENCY) OF REVENUES OVER EXPENDITURES BEFORE OTHER FINANCING SOURCES AND USES (A5 - B10)			3,627,998.30	1,196,000.00	-67.0%
D. OTHER FINANCING SOURCES/USES					
1) Interfund Transfers					
a) Transfers In		8900-8929	0.00	0.00	0.0%
b) Transfers Out		7600-7629	0.00	0.00	0.0%
2) Other Sources/Uses					
a) Sources		8930-8979	0.00	0.00	0.0%
b) Uses		7630-7699	0.00	0.00	0.0%
3) Contributions		8980-8999	0.00	0.00	0.0%
4) TOTAL, OTHER FINANCING SOURCES/USES			0.00	0.00	0.0%

Description	Function Codes	Object Codes	2020-21 Unaudited Actuals	2021-22 Budget	Percent Difference
E. NET INCREASE (DECREASE) IN FUND BALANCE (C + D4)			3,627,998.30	1,196,000.00	-67.0%
F. FUND BALANCE, RESERVES					
1) Beginning Fund Balance					
a) As of July 1 - Unaudited		9791	964,664.76	4,592,663.06	376.1%
b) Audit Adjustments		9793	0.00	0.00	0.0%
c) As of July 1 - Audited (F1a + F1b)			964,664.76	4,592,663.06	376.1%
d) Other Restatements		9795	0.00	0.00	0.0%
e) Adjusted Beginning Balance (F1c + F1d)			964,664.76	4,592,663.06	376.1%
2) Ending Balance, June 30 (E + F1e)			4,592,663.06	5,788,663.06	26.0%
Components of Ending Fund Balance					
a) Nonspendable					
Revolving Cash		9711	0.00	0.00	0.0%
Stores		9712	0.00	0.00	0.0%
Prepaid Items		9713	0.00	0.00	0.0%
All Others		9719	0.00	0.00	0.0%
b) Restricted		9740	4,592,663.06	5,788,663.06	26.0%
c) Committed					
Stabilization Arrangements		9750	0.00	0.00	0.0%
Other Commitments (by Resource/Object)		9760	0.00	0.00	0.0%
d) Assigned					
Other Assignments (by Resource/Object)		9780	0.00	0.00	0.0%
e) Unassigned/Unappropriated					
Reserve for Economic Uncertainties		9789	0.00	0.00	0.0%
Unassigned/Unappropriated Amount		9790	0.00	0.00	0.0%

Resource	Description	2020-21 Unaudited Actuals	2021-22 Budget
9010	Other Restricted Local	4,592,663.06	5,788,663.06
Total, Restricted Balance		4,592,663.06	5,788,663.06

Description	Resource Codes	Object Codes	2020-21 Unaudited Actuals	2021-22 Budget	Percent Difference
A. REVENUES					
1) LCFF Sources		8010-8099	0.00	0.00	0.0%
2) Federal Revenue		8100-8299	0.00	0.00	0.0%
3) Other State Revenue		8300-8599	3,141,742.96	0.00	-100.0%
4) Other Local Revenue		8600-8799	1,871.00	0.00	-100.0%
5) TOTAL, REVENUES			3,143,613.96	0.00	-100.0%
B. EXPENDITURES					
1) Certificated Salaries		1000-1999	0.00	0.00	0.0%
2) Classified Salaries		2000-2999	0.00	0.00	0.0%
3) Employee Benefits		3000-3999	0.00	0.00	0.0%
4) Books and Supplies		4000-4999	0.00	0.00	0.0%
5) Services and Other Operating Expenditures		5000-5999	0.00	0.00	0.0%
6) Capital Outlay		6000-6999	0.00	0.00	0.0%
7) Other Outgo (excluding Transfers of Indirect Costs)		7100-7299, 7400-7499	0.00	0.00	0.0%
8) Other Outgo - Transfers of Indirect Costs		7300-7399	0.00	0.00	0.0%
9) TOTAL, EXPENDITURES			0.00	0.00	0.0%
C. EXCESS (DEFICIENCY) OF REVENUES OVER EXPENDITURES BEFORE OTHER FINANCING SOURCES AND USES (A5 - B9)			3,143,613.96	0.00	-100.0%
D. OTHER FINANCING SOURCES/USES					
1) Interfund Transfers					
a) Transfers In		8900-8929	0.00	0.00	0.0%
b) Transfers Out		7600-7629	3,141,743.00	0.00	-100.0%
2) Other Sources/Uses					
a) Sources		8930-8979	0.00	0.00	0.0%
b) Uses		7630-7699	0.00	0.00	0.0%
3) Contributions		8980-8999	0.00	0.00	0.0%
4) TOTAL, OTHER FINANCING SOURCES/USES			(3,141,743.00)	0.00	-100.0%

Description	Resource Codes	Object Codes	2020-21 Unaudited Actuals	2021-22 Budget	Percent Difference
E. NET INCREASE (DECREASE) IN FUND BALANCE (C + D4)			1,870.96	0.00	-100.0%
F. FUND BALANCE, RESERVES					
1) Beginning Fund Balance					
a) As of July 1 - Unaudited		9791	482.00	2,352.96	388.2%
b) Audit Adjustments		9793	0.00	0.00	0.0%
c) As of July 1 - Audited (F1a + F1b)			482.00	2,352.96	388.2%
d) Other Restatements		9795	0.00	0.00	0.0%
e) Adjusted Beginning Balance (F1c + F1d)			482.00	2,352.96	388.2%
2) Ending Balance, June 30 (E + F1e)			2,352.96	2,352.96	0.0%
Components of Ending Fund Balance					
a) Nonspendable					
Revolving Cash		9711	0.00	0.00	0.0%
Stores		9712	0.00	0.00	0.0%
Prepaid Items		9713	0.00	0.00	0.0%
All Others		9719	0.00	0.00	0.0%
b) Restricted		9740	2,352.96	2,352.96	0.0%
c) Committed					
Stabilization Arrangements		9750	0.00	0.00	0.0%
Other Commitments		9760	0.00	0.00	0.0%
d) Assigned					
Other Assignments		9780	0.00	0.00	0.0%
e) Unassigned/Unappropriated					
Reserve for Economic Uncertainties		9789	0.00	0.00	0.0%
Unassigned/Unappropriated Amount		9790	0.00	0.00	0.0%

Description	Resource Codes	Object Codes	2020-21 Unaudited Actuals	2021-22 Budget	Percent Difference
G. ASSETS					
1) Cash					
a) in County Treasury		9110	1,961.96		
1) Fair Value Adjustment to Cash in County Treasury		9111	0.00		
b) in Banks		9120	0.00		
c) in Revolving Cash Account		9130	0.00		
d) with Fiscal Agent/Trustee		9135	0.00		
e) Collections Awaiting Deposit		9140	0.00		
2) Investments		9150	0.00		
3) Accounts Receivable		9200	391.00		
4) Due from Grantor Government		9290	0.00		
5) Due from Other Funds		9310	0.00		
6) Stores		9320	0.00		
7) Prepaid Expenditures		9330	0.00		
8) Other Current Assets		9340	0.00		
9) TOTAL, ASSETS			2,352.96		
H. DEFERRED OUTFLOWS OF RESOURCES					
1) Deferred Outflows of Resources		9490	0.00		
2) TOTAL, DEFERRED OUTFLOWS			0.00		
I. LIABILITIES					
1) Accounts Payable		9500	0.00		
2) Due to Grantor Governments		9590	0.00		
3) Due to Other Funds		9610	0.00		
4) Current Loans		9640	0.00		
5) Unearned Revenue		9650	0.00		
6) TOTAL, LIABILITIES			0.00		
J. DEFERRED INFLOWS OF RESOURCES					
1) Deferred Inflows of Resources		9690	0.00		
2) TOTAL, DEFERRED INFLOWS			0.00		
K. FUND EQUITY					
Ending Fund Balance, June 30 (must agree with line F2) (G9 + H2) - (I6 + J2)			2,352.96		

Description	Resource Codes	Object Codes	2020-21 Unaudited Actuals	2021-22 Budget	Percent Difference
FEDERAL REVENUE					
All Other Federal Revenue		8290	0.00	0.00	0.0%
TOTAL, FEDERAL REVENUE			0.00	0.00	0.0%
OTHER STATE REVENUE					
School Facilities Apportionments		8545	3,141,742.96	0.00	-100.0%
Pass-Through Revenues from State Sources		8587	0.00	0.00	0.0%
All Other State Revenue		8590	0.00	0.00	0.0%
TOTAL, OTHER STATE REVENUE			3,141,742.96	0.00	-100.0%
OTHER LOCAL REVENUE					
Sales					
Sale of Equipment/Supplies		8631	0.00	0.00	0.0%
Leases and Rentals		8650	0.00	0.00	0.0%
Interest		8660	1,871.00	0.00	-100.0%
Net Increase (Decrease) in the Fair Value of Investments		8662	0.00	0.00	0.0%
Other Local Revenue					
All Other Local Revenue		8699	0.00	0.00	0.0%
All Other Transfers In from All Others		8799	0.00	0.00	0.0%
TOTAL, OTHER LOCAL REVENUE			1,871.00	0.00	-100.0%
TOTAL, REVENUES			3,143,613.96	0.00	-100.0%

Description	Resource Codes	Object Codes	2020-21 Unaudited Actuals	2021-22 Budget	Percent Difference
CLASSIFIED SALARIES					
Classified Support Salaries		2200	0.00	0.00	0.0%
Classified Supervisors' and Administrators' Salaries		2300	0.00	0.00	0.0%
Clerical, Technical and Office Salaries		2400	0.00	0.00	0.0%
Other Classified Salaries		2900	0.00	0.00	0.0%
TOTAL, CLASSIFIED SALARIES			0.00	0.00	0.0%
EMPLOYEE BENEFITS					
STRS		3101-3102	0.00	0.00	0.0%
PERS		3201-3202	0.00	0.00	0.0%
OASDI/Medicare/Alternative		3301-3302	0.00	0.00	0.0%
Health and Welfare Benefits		3401-3402	0.00	0.00	0.0%
Unemployment Insurance		3501-3502	0.00	0.00	0.0%
Workers' Compensation		3601-3602	0.00	0.00	0.0%
OPEB, Allocated		3701-3702	0.00	0.00	0.0%
OPEB, Active Employees		3751-3752	0.00	0.00	0.0%
Other Employee Benefits		3901-3902	0.00	0.00	0.0%
TOTAL, EMPLOYEE BENEFITS			0.00	0.00	0.0%
BOOKS AND SUPPLIES					
Books and Other Reference Materials		4200	0.00	0.00	0.0%
Materials and Supplies		4300	0.00	0.00	0.0%
Noncapitalized Equipment		4400	0.00	0.00	0.0%
TOTAL, BOOKS AND SUPPLIES			0.00	0.00	0.0%

Description	Resource Codes	Object Codes	2020-21 Unaudited Actuals	2021-22 Budget	Percent Difference
SERVICES AND OTHER OPERATING EXPENDITURES					
Subagreements for Services		5100	0.00	0.00	0.0%
Travel and Conferences		5200	0.00	0.00	0.0%
Insurance		5400-5450	0.00	0.00	0.0%
Operations and Housekeeping Services		5500	0.00	0.00	0.0%
Rentals, Leases, Repairs, and Noncapitalized Improvements		5600	0.00	0.00	0.0%
Transfers of Direct Costs		5710	0.00	0.00	0.0%
Transfers of Direct Costs - Interfund		5750	0.00	0.00	0.0%
Professional/Consulting Services and Operating Expenditures		5800	0.00	0.00	0.0%
Communications		5900	0.00	0.00	0.0%
TOTAL, SERVICES AND OTHER OPERATING EXPENDITURES			0.00	0.00	0.0%
CAPITAL OUTLAY					
Land		6100	0.00	0.00	0.0%
Land Improvements		6170	0.00	0.00	0.0%
Buildings and Improvements of Buildings		6200	0.00	0.00	0.0%
Books and Media for New School Libraries or Major Expansion of School Libraries		6300	0.00	0.00	0.0%
Equipment		6400	0.00	0.00	0.0%
Equipment Replacement		6500	0.00	0.00	0.0%
Lease Assets		6600	0.00	0.00	0.0%
TOTAL, CAPITAL OUTLAY			0.00	0.00	0.0%
OTHER OUTGO (excluding Transfers of Indirect Costs)					
Other Transfers Out					
Transfers of Pass-Through Revenues To Districts or Charter Schools		7211	0.00	0.00	0.0%
To County Offices		7212	0.00	0.00	0.0%
To JPAs		7213	0.00	0.00	0.0%
All Other Transfers Out to All Others		7299	0.00	0.00	0.0%
Debt Service					
Debt Service - Interest		7438	0.00	0.00	0.0%
Other Debt Service - Principal		7439	0.00	0.00	0.0%
TOTAL, OTHER OUTGO (excluding Transfers of Indirect Costs)			0.00	0.00	0.0%
TOTAL, EXPENDITURES			0.00	0.00	0.0%

Description	Resource Codes	Object Codes	2020-21 Unaudited Actuals	2021-22 Budget	Percent Difference
INTERFUND TRANSFERS					
INTERFUND TRANSFERS IN					
To: State School Building Fund/ County School Facilities Fund From: All Other Funds		8913	0.00	0.00	0.0%
Other Authorized Interfund Transfers In		8919	0.00	0.00	0.0%
(a) TOTAL, INTERFUND TRANSFERS IN			0.00	0.00	0.0%
INTERFUND TRANSFERS OUT					
To: State School Building Fund/ County School Facilities Fund		7613	0.00	0.00	0.0%
Other Authorized Interfund Transfers Out		7619	3,141,743.00	0.00	-100.0%
(b) TOTAL, INTERFUND TRANSFERS OUT			3,141,743.00	0.00	-100.0%

Description	Resource Codes	Object Codes	2020-21 Unaudited Actuals	2021-22 Budget	Percent Difference
OTHER SOURCES/USES					
SOURCES					
Proceeds					
Proceeds from Disposal of Capital Assets		8953	0.00	0.00	0.0%
Other Sources					
Transfers from Funds of Lapsed/Reorganized LEAs		8965	0.00	0.00	0.0%
Long-Term Debt Proceeds					
Proceeds from Certificates of Participation		8971	0.00	0.00	0.0%
Proceeds from Leases		8972	0.00	0.00	0.0%
Proceeds from Lease Revenue Bonds		8973	0.00	0.00	0.0%
All Other Financing Sources		8979	0.00	0.00	0.0%
(c) TOTAL, SOURCES			0.00	0.00	0.0%
USES					
Transfers of Funds from Lapsed/Reorganized LEAs		7651	0.00	0.00	0.0%
(d) TOTAL, USES			0.00	0.00	0.0%
CONTRIBUTIONS					
Contributions from Unrestricted Revenues		8980	0.00	0.00	0.0%
Contributions from Restricted Revenues		8990	0.00	0.00	0.0%
(e) TOTAL, CONTRIBUTIONS			0.00	0.00	0.0%
TOTAL, OTHER FINANCING SOURCES/USES (a - b + c - d + e)			(3,141,743.00)	0.00	-100.0%

Description	Function Codes	Object Codes	2020-21 Unaudited Actuals	2021-22 Budget	Percent Difference
A. REVENUES					
1) LCFF Sources		8010-8099	0.00	0.00	0.0%
2) Federal Revenue		8100-8299	0.00	0.00	0.0%
3) Other State Revenue		8300-8599	3,141,742.96	0.00	-100.0%
4) Other Local Revenue		8600-8799	1,871.00	0.00	-100.0%
5) TOTAL, REVENUES			3,143,613.96	0.00	-100.0%
B. EXPENDITURES (Objects 1000-7999)					
1) Instruction	1000-1999		0.00	0.00	0.0%
2) Instruction - Related Services	2000-2999		0.00	0.00	0.0%
3) Pupil Services	3000-3999		0.00	0.00	0.0%
4) Ancillary Services	4000-4999		0.00	0.00	0.0%
5) Community Services	5000-5999		0.00	0.00	0.0%
6) Enterprise	6000-6999		0.00	0.00	0.0%
7) General Administration	7000-7999		0.00	0.00	0.0%
8) Plant Services	8000-8999		0.00	0.00	0.0%
9) Other Outgo	9000-9999	Except 7600-7699	0.00	0.00	0.0%
10) TOTAL, EXPENDITURES			0.00	0.00	0.0%
C. EXCESS (DEFICIENCY) OF REVENUES OVER EXPENDITURES BEFORE OTHER FINANCING SOURCES AND USES (A5 - B10)			3,143,613.96	0.00	-100.0%
D. OTHER FINANCING SOURCES/USES					
1) Interfund Transfers					
a) Transfers In		8900-8929	0.00	0.00	0.0%
b) Transfers Out		7600-7629	3,141,743.00	0.00	-100.0%
2) Other Sources/Uses					
a) Sources		8930-8979	0.00	0.00	0.0%
b) Uses		7630-7699	0.00	0.00	0.0%
3) Contributions		8980-8999	0.00	0.00	0.0%
4) TOTAL, OTHER FINANCING SOURCES/USES			(3,141,743.00)	0.00	-100.0%

Description	Function Codes	Object Codes	2020-21 Unaudited Actuals	2021-22 Budget	Percent Difference
E. NET INCREASE (DECREASE) IN FUND BALANCE (C + D4)			1,870.96	0.00	-100.0%
F. FUND BALANCE, RESERVES					
1) Beginning Fund Balance					
a) As of July 1 - Unaudited		9791	482.00	2,352.96	388.2%
b) Audit Adjustments		9793	0.00	0.00	0.0%
c) As of July 1 - Audited (F1a + F1b)			482.00	2,352.96	388.2%
d) Other Restatements		9795	0.00	0.00	0.0%
e) Adjusted Beginning Balance (F1c + F1d)			482.00	2,352.96	388.2%
2) Ending Balance, June 30 (E + F1e)			2,352.96	2,352.96	0.0%
Components of Ending Fund Balance					
a) Nonspendable					
Revolving Cash		9711	0.00	0.00	0.0%
Stores		9712	0.00	0.00	0.0%
Prepaid Items		9713	0.00	0.00	0.0%
All Others		9719	0.00	0.00	0.0%
b) Restricted		9740	2,352.96	2,352.96	0.0%
c) Committed					
Stabilization Arrangements		9750	0.00	0.00	0.0%
Other Commitments (by Resource/Object)		9760	0.00	0.00	0.0%
d) Assigned					
Other Assignments (by Resource/Object)		9780	0.00	0.00	0.0%
e) Unassigned/Unappropriated					
Reserve for Economic Uncertainties		9789	0.00	0.00	0.0%
Unassigned/Unappropriated Amount		9790	0.00	0.00	0.0%

Resource	Description	2020-21 Unaudited Actuals	2021-22 Budget
7710	State School Facilities Projects	2,352.96	2,352.96
Total, Restricted Balance		2,352.96	2,352.96

Description	Resource Codes	Object Codes	2020-21 Unaudited Actuals	2021-22 Budget	Percent Difference
A. REVENUES					
1) LCFF Sources		8010-8099	0.00	0.00	0.0%
2) Federal Revenue		8100-8299	0.00	0.00	0.0%
3) Other State Revenue		8300-8599	0.00	0.00	0.0%
4) Other Local Revenue		8600-8799	696.00	0.00	-100.0%
5) TOTAL, REVENUES			696.00	0.00	-100.0%
B. EXPENDITURES					
1) Certificated Salaries		1000-1999	0.00	0.00	0.0%
2) Classified Salaries		2000-2999	56,348.52	0.00	-100.0%
3) Employee Benefits		3000-3999	31,378.74	0.00	-100.0%
4) Books and Supplies		4000-4999	0.00	0.00	0.0%
5) Services and Other Operating Expenditures		5000-5999	59,215.87	0.00	-100.0%
6) Capital Outlay		6000-6999	0.00	0.00	0.0%
7) Other Outgo (excluding Transfers of Indirect Costs)		7100-7299, 7400-7499	0.00	0.00	0.0%
8) Other Outgo - Transfers of Indirect Costs		7300-7399	0.00	0.00	0.0%
9) TOTAL, EXPENDITURES			146,943.13	0.00	-100.0%
C. EXCESS (DEFICIENCY) OF REVENUES OVER EXPENDITURES BEFORE OTHER FINANCING SOURCES AND USES (A5 - B9)			(146,247.13)	0.00	-100.0%
D. OTHER FINANCING SOURCES/USES					
1) Interfund Transfers					
a) Transfers In		8900-8929	0.00	0.00	0.0%
b) Transfers Out		7600-7629	0.00	0.00	0.0%
2) Other Sources/Uses					
a) Sources		8930-8979	0.00	0.00	0.0%
b) Uses		7630-7699	0.00	0.00	0.0%
3) Contributions		8980-8999	0.00	0.00	0.0%
4) TOTAL, OTHER FINANCING SOURCES/USES			0.00	0.00	0.0%

Description	Resource Codes	Object Codes	2020-21 Unaudited Actuals	2021-22 Budget	Percent Difference
E. NET INCREASE (DECREASE) IN FUND BALANCE (C + D4)			(146,247.13)	0.00	-100.0%
F. FUND BALANCE, RESERVES					
1) Beginning Fund Balance					
a) As of July 1 - Unaudited		9791	146,247.13	0.00	-100.0%
b) Audit Adjustments		9793	0.00	0.00	0.0%
c) As of July 1 - Audited (F1a + F1b)			146,247.13	0.00	-100.0%
d) Other Restatements		9795	0.00	0.00	0.0%
e) Adjusted Beginning Balance (F1c + F1d)			146,247.13	0.00	-100.0%
2) Ending Balance, June 30 (E + F1e)			0.00	0.00	0.0%
Components of Ending Fund Balance					
a) Nonspendable					
Revolving Cash		9711	0.00	0.00	0.0%
Stores		9712	0.00	0.00	0.0%
Prepaid Items		9713	0.00	0.00	0.0%
All Others		9719	0.00	0.00	0.0%
b) Restricted		9740	0.00	0.00	0.0%
c) Committed					
Stabilization Arrangements		9750	0.00	0.00	0.0%
Other Commitments		9760	0.00	0.00	0.0%
d) Assigned					
Other Assignments		9780	0.00	0.00	0.0%
e) Unassigned/Unappropriated					
Reserve for Economic Uncertainties		9789	0.00	0.00	0.0%
Unassigned/Unappropriated Amount		9790	0.00	0.00	0.0%

Description	Resource Codes	Object Codes	2020-21 Unaudited Actuals	2021-22 Budget	Percent Difference
G. ASSETS					
1) Cash					
a) in County Treasury		9110	58,993.87		
1) Fair Value Adjustment to Cash in County Treasury		9111	0.00		
b) in Banks		9120	0.00		
c) in Revolving Cash Account		9130	0.00		
d) with Fiscal Agent/Trustee		9135	0.00		
e) Collections Awaiting Deposit		9140	0.00		
2) Investments		9150	0.00		
3) Accounts Receivable		9200	222.00		
4) Due from Grantor Government		9290	0.00		
5) Due from Other Funds		9310	0.00		
6) Stores		9320	0.00		
7) Prepaid Expenditures		9330	0.00		
8) Other Current Assets		9340	0.00		
9) TOTAL, ASSETS			59,215.87		
H. DEFERRED OUTFLOWS OF RESOURCES					
1) Deferred Outflows of Resources		9490	0.00		
2) TOTAL, DEFERRED OUTFLOWS			0.00		
I. LIABILITIES					
1) Accounts Payable		9500	0.00		
2) Due to Grantor Governments		9590	0.00		
3) Due to Other Funds		9610	59,215.87		
4) Current Loans		9640	0.00		
5) Unearned Revenue		9650	0.00		
6) TOTAL, LIABILITIES			59,215.87		
J. DEFERRED INFLOWS OF RESOURCES					
1) Deferred Inflows of Resources		9690	0.00		
2) TOTAL, DEFERRED INFLOWS			0.00		
K. FUND EQUITY					
Ending Fund Balance, June 30 (must agree with line F2) (G9 + H2) - (I6 + J2)			0.00		

Description	Resource Codes	Object Codes	2020-21 Unaudited Actuals	2021-22 Budget	Percent Difference
FEDERAL REVENUE					
FEMA		8281	0.00	0.00	0.0%
All Other Federal Revenue		8290	0.00	0.00	0.0%
TOTAL, FEDERAL REVENUE			0.00	0.00	0.0%
OTHER STATE REVENUE					
Pass-Through Revenues from State Sources		8587	0.00	0.00	0.0%
California Clean Energy Jobs Act	6230	8590	0.00	0.00	0.0%
All Other State Revenue	All Other	8590	0.00	0.00	0.0%
TOTAL, OTHER STATE REVENUE			0.00	0.00	0.0%
OTHER LOCAL REVENUE					
Other Local Revenue					
Community Redevelopment Funds Not Subject to LCFF Deduction		8625	0.00	0.00	0.0%
Sales					
Sale of Equipment/Supplies		8631	0.00	0.00	0.0%
Leases and Rentals		8650	0.00	0.00	0.0%
Interest		8660	696.00	0.00	-100.0%
Net Increase (Decrease) in the Fair Value of Investments		8662	0.00	0.00	0.0%
Other Local Revenue					
All Other Local Revenue		8699	0.00	0.00	0.0%
All Other Transfers In from All Others		8799	0.00	0.00	0.0%
TOTAL, OTHER LOCAL REVENUE			696.00	0.00	-100.0%
TOTAL, REVENUES			696.00	0.00	-100.0%

Description	Resource Codes	Object Codes	2020-21 Unaudited Actuals	2021-22 Budget	Percent Difference
CLASSIFIED SALARIES					
Classified Support Salaries		2200	0.00	0.00	0.0%
Classified Supervisors' and Administrators' Salaries		2300	56,348.52	0.00	-100.0%
Clerical, Technical and Office Salaries		2400	0.00	0.00	0.0%
Other Classified Salaries		2900	0.00	0.00	0.0%
TOTAL, CLASSIFIED SALARIES			56,348.52	0.00	-100.0%
EMPLOYEE BENEFITS					
STRS		3101-3102	0.00	0.00	0.0%
PERS		3201-3202	11,664.12	0.00	-100.0%
OASDI/Medicare/Alternative		3301-3302	4,075.30	0.00	-100.0%
Health and Welfare Benefits		3401-3402	11,669.50	0.00	-100.0%
Unemployment Insurance		3501-3502	28.20	0.00	-100.0%
Workers' Compensation		3601-3602	1,098.84	0.00	-100.0%
OPEB, Allocated		3701-3702	2,084.88	0.00	-100.0%
OPEB, Active Employees		3751-3752	0.00	0.00	0.0%
Other Employee Benefits		3901-3902	757.90	0.00	-100.0%
TOTAL, EMPLOYEE BENEFITS			31,378.74	0.00	-100.0%
BOOKS AND SUPPLIES					
Books and Other Reference Materials		4200	0.00	0.00	0.0%
Materials and Supplies		4300	0.00	0.00	0.0%
Noncapitalized Equipment		4400	0.00	0.00	0.0%
TOTAL, BOOKS AND SUPPLIES			0.00	0.00	0.0%

Description	Resource Codes	Object Codes	2020-21 Unaudited Actuals	2021-22 Budget	Percent Difference
SERVICES AND OTHER OPERATING EXPENDITURES					
Subagreements for Services		5100	0.00	0.00	0.0%
Travel and Conferences		5200	0.00	0.00	0.0%
Insurance		5400-5450	0.00	0.00	0.0%
Operations and Housekeeping Services		5500	0.00	0.00	0.0%
Rentals, Leases, Repairs, and Noncapitalized Improvements		5600	0.00	0.00	0.0%
Transfers of Direct Costs		5710	0.00	0.00	0.0%
Transfers of Direct Costs - Interfund		5750	0.00	0.00	0.0%
Professional/Consulting Services and Operating Expenditures		5800	59,215.87	0.00	-100.0%
Communications		5900	0.00	0.00	0.0%
TOTAL, SERVICES AND OTHER OPERATING EXPENDITURES			59,215.87	0.00	-100.0%
CAPITAL OUTLAY					
Land		6100	0.00	0.00	0.0%
Land Improvements		6170	0.00	0.00	0.0%
Buildings and Improvements of Buildings		6200	0.00	0.00	0.0%
Books and Media for New School Libraries or Major Expansion of School Libraries		6300	0.00	0.00	0.0%
Equipment		6400	0.00	0.00	0.0%
Equipment Replacement		6500	0.00	0.00	0.0%
Lease Assets		6600	0.00	0.00	0.0%
TOTAL, CAPITAL OUTLAY			0.00	0.00	0.0%
OTHER OUTGO (excluding Transfers of Indirect Costs)					
Other Transfers Out					
Transfers of Pass-Through Revenues To Districts or Charter Schools		7211	0.00	0.00	0.0%
To County Offices		7212	0.00	0.00	0.0%
To JPAs		7213	0.00	0.00	0.0%
All Other Transfers Out to All Others		7299	0.00	0.00	0.0%
Debt Service					
Debt Service - Interest		7438	0.00	0.00	0.0%
Other Debt Service - Principal		7439	0.00	0.00	0.0%
TOTAL, OTHER OUTGO (excluding Transfers of Indirect Costs)			0.00	0.00	0.0%
TOTAL, EXPENDITURES			146,943.13	0.00	-100.0%

Description	Resource Codes	Object Codes	2020-21 Unaudited Actuals	2021-22 Budget	Percent Difference
INTERFUND TRANSFERS					
INTERFUND TRANSFERS IN					
From: General Fund/CSSF		8912	0.00	0.00	0.0%
Other Authorized Interfund Transfers In		8919	0.00	0.00	0.0%
(a) TOTAL, INTERFUND TRANSFERS IN			0.00	0.00	0.0%
INTERFUND TRANSFERS OUT					
To: General Fund/CSSF		7612	0.00	0.00	0.0%
To: State School Building Fund/ County School Facilities Fund		7613	0.00	0.00	0.0%
Other Authorized Interfund Transfers Out		7619	0.00	0.00	0.0%
(b) TOTAL, INTERFUND TRANSFERS OUT			0.00	0.00	0.0%

Description	Resource Codes	Object Codes	2020-21 Unaudited Actuals	2021-22 Budget	Percent Difference
OTHER SOURCES/USES					
SOURCES					
Proceeds					
Proceeds from Disposal of Capital Assets		8953	0.00	0.00	0.0%
Other Sources					
Transfers from Funds of Lapsed/Reorganized LEAs		8965	0.00	0.00	0.0%
Long-Term Debt Proceeds					
Proceeds from Certificates of Participation		8971	0.00	0.00	0.0%
Proceeds from Leases		8972	0.00	0.00	0.0%
Proceeds from Lease Revenue Bonds		8973	0.00	0.00	0.0%
All Other Financing Sources		8979	0.00	0.00	0.0%
(c) TOTAL, SOURCES			0.00	0.00	0.0%
USES					
Transfers of Funds from Lapsed/Reorganized LEAs		7651	0.00	0.00	0.0%
All Other Financing Uses		7699	0.00	0.00	0.0%
(d) TOTAL, USES			0.00	0.00	0.0%
CONTRIBUTIONS					
Contributions from Unrestricted Revenues		8980	0.00	0.00	0.0%
Contributions from Restricted Revenues		8990	0.00	0.00	0.0%
(e) TOTAL, CONTRIBUTIONS			0.00	0.00	0.0%
TOTAL, OTHER FINANCING SOURCES/USES (a - b + c - d + e)			0.00	0.00	0.0%

Description	Function Codes	Object Codes	2020-21 Unaudited Actuals	2021-22 Budget	Percent Difference
A. REVENUES					
1) LCFF Sources		8010-8099	0.00	0.00	0.0%
2) Federal Revenue		8100-8299	0.00	0.00	0.0%
3) Other State Revenue		8300-8599	0.00	0.00	0.0%
4) Other Local Revenue		8600-8799	696.00	0.00	-100.0%
5) TOTAL, REVENUES			696.00	0.00	-100.0%
B. EXPENDITURES (Objects 1000-7999)					
1) Instruction	1000-1999		0.00	0.00	0.0%
2) Instruction - Related Services	2000-2999		0.00	0.00	0.0%
3) Pupil Services	3000-3999		0.00	0.00	0.0%
4) Ancillary Services	4000-4999		0.00	0.00	0.0%
5) Community Services	5000-5999		0.00	0.00	0.0%
6) Enterprise	6000-6999		0.00	0.00	0.0%
7) General Administration	7000-7999		0.00	0.00	0.0%
8) Plant Services	8000-8999		146,943.13	0.00	-100.0%
9) Other Outgo	9000-9999	Except 7600-7699	0.00	0.00	0.0%
10) TOTAL, EXPENDITURES			146,943.13	0.00	-100.0%
C. EXCESS (DEFICIENCY) OF REVENUES OVER EXPENDITURES BEFORE OTHER FINANCING SOURCES AND USES (A5 - B10)			(146,247.13)	0.00	-100.0%
D. OTHER FINANCING SOURCES/USES					
1) Interfund Transfers					
a) Transfers In		8900-8929	0.00	0.00	0.0%
b) Transfers Out		7600-7629	0.00	0.00	0.0%
2) Other Sources/Uses					
a) Sources		8930-8979	0.00	0.00	0.0%
b) Uses		7630-7699	0.00	0.00	0.0%
3) Contributions		8980-8999	0.00	0.00	0.0%
4) TOTAL, OTHER FINANCING SOURCES/USES			0.00	0.00	0.0%

Description	Function Codes	Object Codes	2020-21 Unaudited Actuals	2021-22 Budget	Percent Difference
E. NET INCREASE (DECREASE) IN FUND BALANCE (C + D4)			(146,247.13)	0.00	-100.0%
F. FUND BALANCE, RESERVES					
1) Beginning Fund Balance					
a) As of July 1 - Unaudited		9791	146,247.13	0.00	-100.0%
b) Audit Adjustments		9793	0.00	0.00	0.0%
c) As of July 1 - Audited (F1a + F1b)			146,247.13	0.00	-100.0%
d) Other Restatements		9795	0.00	0.00	0.0%
e) Adjusted Beginning Balance (F1c + F1d)			146,247.13	0.00	-100.0%
2) Ending Balance, June 30 (E + F1e)			0.00	0.00	0.0%
Components of Ending Fund Balance					
a) Nonspendable					
Revolving Cash		9711	0.00	0.00	0.0%
Stores		9712	0.00	0.00	0.0%
Prepaid Items		9713	0.00	0.00	0.0%
All Others		9719	0.00	0.00	0.0%
b) Restricted		9740	0.00	0.00	0.0%
c) Committed					
Stabilization Arrangements		9750	0.00	0.00	0.0%
Other Commitments (by Resource/Object)		9760	0.00	0.00	0.0%
d) Assigned					
Other Assignments (by Resource/Object)		9780	0.00	0.00	0.0%
e) Unassigned/Unappropriated					
Reserve for Economic Uncertainties		9789	0.00	0.00	0.0%
Unassigned/Unappropriated Amount		9790	0.00	0.00	0.0%

Resource	Description	2020-21 Unaudited Actuals	2021-22 Budget
Total, Restricted Balance		0.00	0.00

Description	Resource Codes	Object Codes	2020-21 Unaudited Actuals	2021-22 Budget	Percent Difference
A. REVENUES					
1) LCFF Sources		8010-8099	0.00	0.00	0.0%
2) Federal Revenue		8100-8299	0.00	0.00	0.0%
3) Other State Revenue		8300-8599	713,637.86	4,579,086.00	541.7%
4) Other Local Revenue		8600-8799	93,036,159.41	75,978,814.00	-18.3%
5) TOTAL, REVENUES			93,749,797.27	80,557,900.00	-14.1%
B. EXPENDITURES					
1) Certificated Salaries		1000-1999	0.00	0.00	0.0%
2) Classified Salaries		2000-2999	0.00	0.00	0.0%
3) Employee Benefits		3000-3999	0.00	0.00	0.0%
4) Books and Supplies		4000-4999	0.00	0.00	0.0%
5) Services and Other Operating Expenditures		5000-5999	0.00	0.00	0.0%
6) Capital Outlay		6000-6999	0.00	0.00	0.0%
7) Other Outgo (excluding Transfers of Indirect Costs)		7100-7299, 7400-7499	95,001,438.00	88,234,983.00	-7.1%
8) Other Outgo - Transfers of Indirect Costs		7300-7399	0.00	0.00	0.0%
9) TOTAL, EXPENDITURES			95,001,438.00	88,234,983.00	-7.1%
C. EXCESS (DEFICIENCY) OF REVENUES OVER EXPENDITURES BEFORE OTHER FINANCING SOURCES AND USES (A5 - B9)			(1,251,640.73)	(7,677,083.00)	513.4%
D. OTHER FINANCING SOURCES/USES					
1) Interfund Transfers					
a) Transfers In		8900-8929	0.00	0.00	0.0%
b) Transfers Out		7600-7629	0.00	0.00	0.0%
2) Other Sources/Uses					
a) Sources		8930-8979	0.00	0.00	0.0%
b) Uses		7630-7699	560,000.00	0.00	-100.0%
3) Contributions		8980-8999	0.00	0.00	0.0%
4) TOTAL, OTHER FINANCING SOURCES/USES			(560,000.00)	0.00	-100.0%

Description	Resource Codes	Object Codes	2020-21 Unaudited Actuals	2021-22 Budget	Percent Difference
E. NET INCREASE (DECREASE) IN FUND BALANCE (C + D4)			(1,811,640.73)	(7,677,083.00)	323.8%
F. FUND BALANCE, RESERVES					
1) Beginning Fund Balance					
a) As of July 1 - Unaudited		9791	86,989,589.00	93,139,696.27	7.1%
b) Audit Adjustments		9793	7,961,748.00	0.00	-100.0%
c) As of July 1 - Audited (F1a + F1b)			94,951,337.00	93,139,696.27	-1.9%
d) Other Restatements		9795	0.00	0.00	0.0%
e) Adjusted Beginning Balance (F1c + F1d)			94,951,337.00	93,139,696.27	-1.9%
2) Ending Balance, June 30 (E + F1e)			93,139,696.27	85,462,613.27	-8.2%
Components of Ending Fund Balance					
a) Nonspendable					
Revolving Cash		9711	0.00	0.00	0.0%
Stores		9712	0.00	0.00	0.0%
Prepaid Items		9713	0.00	0.00	0.0%
All Others		9719	0.00	0.00	0.0%
b) Restricted		9740	93,139,696.27	85,462,613.27	-8.2%
c) Committed					
Stabilization Arrangements		9750	0.00	0.00	0.0%
Other Commitments		9760	0.00	0.00	0.0%
d) Assigned					
Other Assignments		9780	0.00	0.00	0.0%
e) Unassigned/Unappropriated					
Reserve for Economic Uncertainties		9789	0.00	0.00	0.0%
Unassigned/Unappropriated Amount		9790	0.00	0.00	0.0%

Description	Resource Codes	Object Codes	2020-21 Unaudited Actuals	2021-22 Budget	Percent Difference
G. ASSETS					
1) Cash					
a) in County Treasury		9110	85,237,201.27		
1) Fair Value Adjustment to Cash in County Treasury		9111	0.00		
b) in Banks		9120	0.00		
c) in Revolving Cash Account		9130	0.00		
d) with Fiscal Agent/Trustee		9135	0.00		
e) Collections Awaiting Deposit		9140	0.00		
2) Investments		9150	13,242,184.00		
3) Accounts Receivable		9200	160,214.00		
4) Due from Grantor Government		9290	0.00		
5) Due from Other Funds		9310	0.00		
6) Stores		9320	0.00		
7) Prepaid Expenditures		9330	0.00		
8) Other Current Assets		9340	0.00		
9) TOTAL, ASSETS			98,639,599.27		
H. DEFERRED OUTFLOWS OF RESOURCES					
1) Deferred Outflows of Resources		9490	0.00		
2) TOTAL, DEFERRED OUTFLOWS			0.00		
I. LIABILITIES					
1) Accounts Payable		9500	5,120,791.00		
2) Due to Grantor Governments		9590	0.00		
3) Due to Other Funds		9610	0.00		
4) Current Loans		9640	0.00		
5) Unearned Revenue		9650	379,112.00		
6) TOTAL, LIABILITIES			5,499,903.00		
J. DEFERRED INFLOWS OF RESOURCES					
1) Deferred Inflows of Resources		9690	0.00		
2) TOTAL, DEFERRED INFLOWS			0.00		
K. FUND EQUITY					
Ending Fund Balance, June 30 (must agree with line F2) (G9 + H2) - (I6 + J2)			93,139,696.27		

Description	Resource Codes	Object Codes	2020-21 Unaudited Actuals	2021-22 Budget	Percent Difference
FEDERAL REVENUE					
All Other Federal Revenue		8290	0.00	0.00	0.0%
TOTAL, FEDERAL REVENUE			0.00	0.00	0.0%
OTHER STATE REVENUE					
Tax Relief Subventions Voted Indebtedness Levies					
Homeowners' Exemptions		8571	713,637.86	702,747.00	-1.5%
Other Subventions/In-Lieu Taxes		8572	0.00	3,876,339.00	New
TOTAL, OTHER STATE REVENUE			713,637.86	4,579,086.00	541.7%
OTHER LOCAL REVENUE					
Other Local Revenue County and District Taxes Voted Indebtedness Levies					
Secured Roll		8611	71,288,559.82	74,808,260.00	4.9%
Unsecured Roll		8612	1,214,282.57	1,170,554.00	-3.6%
Prior Years' Taxes		8613	650,538.88	0.00	-100.0%
Supplemental Taxes		8614	1,514,780.78	0.00	-100.0%
Penalties and Interest from Delinquent Non-LCFF Taxes		8629	15,709.11	0.00	-100.0%
Interest		8660	363,193.68	0.00	-100.0%
Net Increase (Decrease) in the Fair Value of Investments		8662	0.00	0.00	0.0%
Other Local Revenue					
All Other Local Revenue		8699	17,989,094.57	0.00	-100.0%
All Other Transfers In from All Others		8799	0.00	0.00	0.0%
TOTAL, OTHER LOCAL REVENUE			93,036,159.41	75,978,814.00	-18.3%
TOTAL, REVENUES			93,749,797.27	80,557,900.00	-14.1%

Description	Resource Codes	Object Codes	2020-21 Unaudited Actuals	2021-22 Budget	Percent Difference
OTHER OUTGO (excluding Transfers of Indirect Costs)					
Debt Service					
Bond Redemptions		7433	0.00	0.00	0.0%
Bond Interest and Other Service Charges		7434	0.00	26,000.00	New
Debt Service - Interest		7438	23,198,513.00	24,026,057.00	3.6%
Other Debt Service - Principal		7439	71,802,925.00	64,182,926.00	-10.6%
TOTAL, OTHER OUTGO (excluding Transfers of Indirect Costs)			95,001,438.00	88,234,983.00	-7.1%
TOTAL, EXPENDITURES			95,001,438.00	88,234,983.00	-7.1%

Description	Resource Codes	Object Codes	2020-21 Unaudited Actuals	2021-22 Budget	Percent Difference
INTERFUND TRANSFERS					
INTERFUND TRANSFERS IN					
Other Authorized Interfund Transfers In		8919	0.00	0.00	0.0%
(a) TOTAL, INTERFUND TRANSFERS IN			0.00	0.00	0.0%
INTERFUND TRANSFERS OUT					
To: General Fund		7614	0.00	0.00	0.0%
Other Authorized Interfund Transfers Out		7619	0.00	0.00	0.0%
(b) TOTAL, INTERFUND TRANSFERS OUT			0.00	0.00	0.0%
OTHER SOURCES/USES					
SOURCES					
Other Sources					
Transfers from Funds of Lapsed/Reorganized LEAs		8965	0.00	0.00	0.0%
All Other Financing Sources		8979	0.00	0.00	0.0%
(c) TOTAL, SOURCES			0.00	0.00	0.0%
USES					
Transfers of Funds from Lapsed/Reorganized LEAs		7651	0.00	0.00	0.0%
All Other Financing Uses		7699	560,000.00	0.00	-100.0%
(d) TOTAL, USES			560,000.00	0.00	-100.0%
CONTRIBUTIONS					
Contributions from Unrestricted Revenues		8980	0.00	0.00	0.0%
Contributions from Restricted Revenues		8990	0.00	0.00	0.0%
(e) TOTAL, CONTRIBUTIONS			0.00	0.00	0.0%
TOTAL, OTHER FINANCING SOURCES/USES (a - b + c - d + e)			(560,000.00)	0.00	-100.0%

Description	Function Codes	Object Codes	2020-21 Unaudited Actuals	2021-22 Budget	Percent Difference
A. REVENUES					
1) LCFF Sources		8010-8099	0.00	0.00	0.0%
2) Federal Revenue		8100-8299	0.00	0.00	0.0%
3) Other State Revenue		8300-8599	713,637.86	4,579,086.00	541.7%
4) Other Local Revenue		8600-8799	93,036,159.41	75,978,814.00	-18.3%
5) TOTAL, REVENUES			93,749,797.27	80,557,900.00	-14.1%
B. EXPENDITURES (Objects 1000-7999)					
1) Instruction	1000-1999		0.00	0.00	0.0%
2) Instruction - Related Services	2000-2999		0.00	0.00	0.0%
3) Pupil Services	3000-3999		0.00	0.00	0.0%
4) Ancillary Services	4000-4999		0.00	0.00	0.0%
5) Community Services	5000-5999		0.00	0.00	0.0%
6) Enterprise	6000-6999		0.00	0.00	0.0%
7) General Administration	7000-7999		0.00	0.00	0.0%
8) Plant Services	8000-8999		0.00	0.00	0.0%
9) Other Outgo	9000-9999	Except 7600-7699	95,001,438.00	88,234,983.00	-7.1%
10) TOTAL, EXPENDITURES			95,001,438.00	88,234,983.00	-7.1%
C. EXCESS (DEFICIENCY) OF REVENUES OVER EXPENDITURES BEFORE OTHER FINANCING SOURCES AND USES (A5 - B10)			(1,251,640.73)	(7,677,083.00)	513.4%
D. OTHER FINANCING SOURCES/USES					
1) Interfund Transfers					
a) Transfers In		8900-8929	0.00	0.00	0.0%
b) Transfers Out		7600-7629	0.00	0.00	0.0%
2) Other Sources/Uses					
a) Sources		8930-8979	0.00	0.00	0.0%
b) Uses		7630-7699	560,000.00	0.00	-100.0%
3) Contributions		8980-8999	0.00	0.00	0.0%
4) TOTAL, OTHER FINANCING SOURCES/USES			(560,000.00)	0.00	-100.0%

Description	Function Codes	Object Codes	2020-21 Unaudited Actuals	2021-22 Budget	Percent Difference
E. NET INCREASE (DECREASE) IN FUND BALANCE (C + D4)			(1,811,640.73)	(7,677,083.00)	323.8%
F. FUND BALANCE, RESERVES					
1) Beginning Fund Balance					
a) As of July 1 - Unaudited		9791	86,989,589.00	93,139,696.27	7.1%
b) Audit Adjustments		9793	7,961,748.00	0.00	-100.0%
c) As of July 1 - Audited (F1a + F1b)			94,951,337.00	93,139,696.27	-1.9%
d) Other Restatements		9795	0.00	0.00	0.0%
e) Adjusted Beginning Balance (F1c + F1d)			94,951,337.00	93,139,696.27	-1.9%
2) Ending Balance, June 30 (E + F1e)			93,139,696.27	85,462,613.27	-8.2%
Components of Ending Fund Balance					
a) Nonspendable					
Revolving Cash		9711	0.00	0.00	0.0%
Stores		9712	0.00	0.00	0.0%
Prepaid Items		9713	0.00	0.00	0.0%
All Others		9719	0.00	0.00	0.0%
b) Restricted		9740	93,139,696.27	85,462,613.27	-8.2%
c) Committed					
Stabilization Arrangements		9750	0.00	0.00	0.0%
Other Commitments (by Resource/Object)		9760	0.00	0.00	0.0%
d) Assigned					
Other Assignments (by Resource/Object)		9780	0.00	0.00	0.0%
e) Unassigned/Unappropriated					
Reserve for Economic Uncertainties		9789	0.00	0.00	0.0%
Unassigned/Unappropriated Amount		9790	0.00	0.00	0.0%

Resource	Description	2020-21 Unaudited Actuals	2021-22 Budget
9010	Other Restricted Local	93,139,696.27	85,462,613.27
Total, Restricted Balance		93,139,696.27	85,462,613.27

Description	Resource Codes	Object Codes	2020-21 Unaudited Actuals	2021-22 Budget	Percent Difference
A. REVENUES					
1) LCFF Sources		8010-8099	0.00	0.00	0.0%
2) Federal Revenue		8100-8299	0.00	0.00	0.0%
3) Other State Revenue		8300-8599	0.00	0.00	0.0%
4) Other Local Revenue		8600-8799	20,633,518.71	21,441,604.00	3.9%
5) TOTAL, REVENUES			20,633,518.71	21,441,604.00	3.9%
B. EXPENSES					
1) Certificated Salaries		1000-1999	0.00	0.00	0.0%
2) Classified Salaries		2000-2999	369,493.63	383,527.00	3.8%
3) Employee Benefits		3000-3999	208,046.32	232,386.00	11.7%
4) Books and Supplies		4000-4999	3,103.54	26,291.00	747.1%
5) Services and Other Operating Expenses		5000-5999	21,597,379.10	23,765,128.00	10.0%
6) Depreciation and Amortization		6000-6999	0.00	0.00	0.0%
7) Other Outgo (excluding Transfers of Indirect Costs)		7100-7299, 7400-7499	0.00	0.00	0.0%
8) Other Outgo - Transfers of Indirect Costs		7300-7399	0.00	0.00	0.0%
9) TOTAL, EXPENSES			22,178,022.59	24,407,332.00	10.1%
C. EXCESS (DEFICIENCY) OF REVENUES OVER EXPENSES BEFORE OTHER FINANCING SOURCES AND USES (A5 - B9)			(1,544,503.88)	(2,965,728.00)	92.0%
D. OTHER FINANCING SOURCES/USES					
1) Interfund Transfers					
a) Transfers In		8900-8929	13,000,000.00	2,000,000.00	-84.6%
b) Transfers Out		7600-7629	100,000.00	0.00	-100.0%
2) Other Sources/Uses					
a) Sources		8930-8979	0.00	0.00	0.0%
b) Uses		7630-7699	0.00	0.00	0.0%
3) Contributions		8980-8999	0.00	0.00	0.0%
4) TOTAL, OTHER FINANCING SOURCES/USES			12,900,000.00	2,000,000.00	-84.5%

Description	Resource Codes	Object Codes	2020-21 Unaudited Actuals	2021-22 Budget	Percent Difference
E. NET INCREASE (DECREASE) IN NET POSITION (C + D4)			11,355,496.12	(965,728.00)	-108.5%
F. NET POSITION					
1) Beginning Net Position					
a) As of July 1 - Unaudited		9791	36,651,675.78	48,007,171.90	31.0%
b) Audit Adjustments		9793	0.00	0.00	0.0%
c) As of July 1 - Audited (F1a + F1b)			36,651,675.78	48,007,171.90	31.0%
d) Other Restatements		9795	0.00	0.00	0.0%
e) Adjusted Beginning Net Position (F1c + F1d)			36,651,675.78	48,007,171.90	31.0%
2) Ending Net Position, June 30 (E + F1e)			48,007,171.90	47,041,443.90	-2.0%
Components of Ending Net Position					
a) Net Investment in Capital Assets		9796	0.00	0.00	0.0%
b) Restricted Net Position		9797	45,530,569.45	44,414,841.45	-2.5%
c) Unrestricted Net Position		9790	2,476,602.45	2,626,602.45	6.1%

Description	Resource Codes	Object Codes	2020-21 Unaudited Actuals	2021-22 Budget	Percent Difference
G. ASSETS					
1) Cash					
a) in County Treasury		9110	44,506,435.09		
1) Fair Value Adjustment to Cash in County Treasury		9111	0.00		
b) in Banks		9120	0.00		
c) in Revolving Cash Account		9130	0.00		
d) with Fiscal Agent/Trustee		9135	0.00		
e) Collections Awaiting Deposit		9140	0.00		
2) Investments		9150	0.00		
3) Accounts Receivable		9200	118,142.69		
4) Due from Grantor Government		9290	0.00		
5) Due from Other Funds		9310	13,001,379.92		
6) Stores		9320	0.00		
7) Prepaid Expenditures		9330	3,425,624.27		
8) Other Current Assets		9340	0.00		
9) Fixed Assets					
a) Land		9410	0.00		
b) Land Improvements		9420	0.00		
c) Accumulated Depreciation - Land Improvements		9425	0.00		
d) Buildings		9430	0.00		
e) Accumulated Depreciation - Buildings		9435	0.00		
f) Equipment		9440	0.00		
g) Accumulated Depreciation - Equipment		9445	0.00		
h) Work in Progress		9450	0.00		
10) TOTAL, ASSETS			61,051,581.97		
H. DEFERRED OUTFLOWS OF RESOURCES					
1) Deferred Outflows of Resources		9490	0.00		
2) TOTAL, DEFERRED OUTFLOWS			0.00		

Description	Resource Codes	Object Codes	2020-21 Unaudited Actuals	2021-22 Budget	Percent Difference
I. LIABILITIES					
1) Accounts Payable		9500	9,547,917.66		
2) Due to Grantor Governments		9590	0.00		
3) Due to Other Funds		9610	2,643,674.51		
4) Current Loans		9640			
5) Unearned Revenue		9650	852,817.90		
6) Long-Term Liabilities					
a) Net Pension Liability		9663	0.00		
b) Total/Net OPEB Liability		9664	0.00		
c) Compensated Absences		9665	0.00		
d) COPs Payable		9666	0.00		
e) Capital Leases Payable		9667	0.00		
f) Lease Revenue Bonds Payable		9668	0.00		
g) Other General Long-Term Liabilities		9669	0.00		
7) TOTAL, LIABILITIES			13,044,410.07		
J. DEFERRED INFLOWS OF RESOURCES					
1) Deferred Inflows of Resources		9690	0.00		
2) TOTAL, DEFERRED INFLOWS			0.00		
K. NET POSITION					
Net Position, June 30 (must agree with line F2) (G10 + H2) - (I7 + J2)			48,007,171.90		

Description	Resource Codes	Object Codes	2020-21 Unaudited Actuals	2021-22 Budget	Percent Difference
OTHER STATE REVENUE					
STRS On-Behalf Pension Contributions	7690	8590	0.00	0.00	0.0%
All Other State Revenue	All Other	8590	0.00	0.00	0.0%
TOTAL, OTHER STATE REVENUE			0.00	0.00	0.0%
OTHER LOCAL REVENUE					
Other Local Revenue					
Sales					
Sale of Equipment/Supplies		8631	0.00	0.00	0.0%
Interest		8660	266,380.00	150,000.00	-43.7%
Net Increase (Decrease) in the Fair Value of Investments		8662	0.00	0.00	0.0%
Fees and Contracts					
In-District Premiums/ Contributions		8674	20,357,138.71	21,281,604.00	4.5%
All Other Fees and Contracts		8689	0.00	0.00	0.0%
Other Local Revenue					
All Other Local Revenue		8699	10,000.00	10,000.00	0.0%
All Other Transfers In from All Others		8799	0.00	0.00	0.0%
TOTAL, OTHER LOCAL REVENUE			20,633,518.71	21,441,604.00	3.9%
TOTAL, REVENUES			20,633,518.71	21,441,604.00	3.9%

Description	Resource Codes	Object Codes	2020-21 Unaudited Actuals	2021-22 Budget	Percent Difference
CERTIFICATED SALARIES					
Certificated Pupil Support Salaries		1200	0.00	0.00	0.0%
Certificated Supervisors' and Administrators' Salaries		1300	0.00	0.00	0.0%
TOTAL, CERTIFICATED SALARIES			0.00	0.00	0.0%
CLASSIFIED SALARIES					
Classified Support Salaries		2200	0.00	0.00	0.0%
Classified Supervisors' and Administrators' Salaries		2300	128,562.48	134,343.00	4.5%
Clerical, Technical and Office Salaries		2400	240,728.49	248,600.00	3.3%
Other Classified Salaries		2900	202.66	584.00	188.2%
TOTAL, CLASSIFIED SALARIES			369,493.63	383,527.00	3.8%
EMPLOYEE BENEFITS					
STRS		3101-3102	0.00	0.00	0.0%
PERS		3201-3202	72,672.29	87,733.00	20.7%
OASDI/Medicare/Alternative		3301-3302	26,886.89	29,339.00	9.1%
Health and Welfare Benefits		3401-3402	80,511.52	81,488.00	1.2%
Unemployment Insurance		3501-3502	185.76	4,721.00	2441.5%
Workers' Compensation		3601-3602	7,241.50	7,671.00	5.9%
OPEB, Allocated		3701-3702	13,671.47	14,191.00	3.8%
OPEB, Active Employees		3751-3752	0.00	0.00	0.0%
Other Employee Benefits		3901-3902	6,876.89	7,243.00	5.3%
TOTAL, EMPLOYEE BENEFITS			208,046.32	232,386.00	11.7%
BOOKS AND SUPPLIES					
Books and Other Reference Materials		4200	0.00	0.00	0.0%
Materials and Supplies		4300	2,168.52	23,041.00	962.5%
Noncapitalized Equipment		4400	935.02	3,250.00	247.6%
TOTAL, BOOKS AND SUPPLIES			3,103.54	26,291.00	747.1%

Description	Resource Codes	Object Codes	2020-21 Unaudited Actuals	2021-22 Budget	Percent Difference
SERVICES AND OTHER OPERATING EXPENSES					
Subagreements for Services		5100	0.00	0.00	0.0%
Travel and Conferences		5200	0.00	0.00	0.0%
Dues and Memberships		5300	0.00	0.00	0.0%
Insurance		5400-5450	0.00	0.00	0.0%
Operations and Housekeeping Services		5500	0.00	0.00	0.0%
Rentals, Leases, Repairs, and Noncapitalized Improvements		5600	0.00	1,369.00	New
Transfers of Direct Costs - Interfund		5750	2,639,646.62	3,434,869.00	30.1%
Professional/Consulting Services and Operating Expenditures		5800	18,953,142.19	20,319,690.00	7.2%
Communications		5900	4,590.29	9,200.00	100.4%
TOTAL, SERVICES AND OTHER OPERATING EXPENSES			21,597,379.10	23,765,128.00	10.0%
DEPRECIATION AND AMORTIZATION					
Depreciation Expense		6900	0.00	0.00	0.0%
Amortization Expense-Lease Assets		6910	0.00	0.00	0.0%
TOTAL, DEPRECIATION AND AMORTIZATION			0.00	0.00	0.0%
TOTAL, EXPENSES			22,178,022.59	24,407,332.00	10.1%

Description	Resource Codes	Object Codes	2020-21 Unaudited Actuals	2021-22 Budget	Percent Difference
INTERFUND TRANSFERS					
INTERFUND TRANSFERS IN					
Other Authorized Interfund Transfers In		8919	13,000,000.00	2,000,000.00	-84.6%
(a) TOTAL, INTERFUND TRANSFERS IN			13,000,000.00	2,000,000.00	-84.6%
INTERFUND TRANSFERS OUT					
Other Authorized Interfund Transfers Out		7619	100,000.00	0.00	-100.0%
(b) TOTAL, INTERFUND TRANSFERS OUT			100,000.00	0.00	-100.0%
OTHER SOURCES/USES					
SOURCES					
Other Sources					
Transfers from Funds of Lapsed/Reorganized LEAs		8965	0.00	0.00	0.0%
(c) TOTAL, SOURCES			0.00	0.00	0.0%
USES					
Transfers of Funds from Lapsed/Reorganized LEAs		7651	0.00	0.00	0.0%
(d) TOTAL, USES			0.00	0.00	0.0%
CONTRIBUTIONS					
Contributions from Unrestricted Revenues		8980	0.00	0.00	0.0%
Contributions from Restricted Revenues		8990	0.00	0.00	0.0%
(e) TOTAL, CONTRIBUTIONS			0.00	0.00	0.0%
TOTAL, OTHER FINANCING SOURCES/USES (a - b + c - d + e)			12,900,000.00	2,000,000.00	-84.5%

Description	Function Codes	Object Codes	2020-21 Unaudited Actuals	2021-22 Budget	Percent Difference
A. REVENUES					
1) LCFF Sources		8010-8099	0.00	0.00	0.0%
2) Federal Revenue		8100-8299	0.00	0.00	0.0%
3) Other State Revenue		8300-8599	0.00	0.00	0.0%
4) Other Local Revenue		8600-8799	20,633,518.71	21,441,604.00	3.9%
5) TOTAL, REVENUES			20,633,518.71	21,441,604.00	3.9%
B. EXPENSES (Objects 1000-7999)					
1) Instruction	1000-1999		0.00	0.00	0.0%
2) Instruction - Related Services	2000-2999		0.00	0.00	0.0%
3) Pupil Services	3000-3999		0.00	0.00	0.0%
4) Ancillary Services	4000-4999		0.00	0.00	0.0%
5) Community Services	5000-5999		0.00	0.00	0.0%
6) Enterprise	6000-6999		22,178,022.59	24,407,332.00	10.1%
7) General Administration	7000-7999		0.00	0.00	0.0%
8) Plant Services	8000-8999		0.00	0.00	0.0%
9) Other Outgo	9000-9999	Except 7600-7699	0.00	0.00	0.0%
10) TOTAL, EXPENSES			22,178,022.59	24,407,332.00	10.1%
C. EXCESS (DEFICIENCY) OF REVENUES OVER EXPENSES BEFORE OTHER FINANCING SOURCES AND USES (A5 - B10)			(1,544,503.88)	(2,965,728.00)	92.0%
D. OTHER FINANCING SOURCES/USES					
1) Interfund Transfers					
a) Transfers In		8900-8929	13,000,000.00	2,000,000.00	-84.6%
b) Transfers Out		7600-7629	100,000.00	0.00	-100.0%
2) Other Sources/Uses					
a) Sources		8930-8979	0.00	0.00	0.0%
b) Uses		7630-7699	0.00	0.00	0.0%
3) Contributions		8980-8999	0.00	0.00	0.0%
4) TOTAL, OTHER FINANCING SOURCES/USES			12,900,000.00	2,000,000.00	-84.5%

Description	Function Codes	Object Codes	2020-21 Unaudited Actuals	2021-22 Budget	Percent Difference
E. NET INCREASE (DECREASE) IN NET POSITION (C + D4)			11,355,496.12	(965,728.00)	-108.5%
F. NET POSITION					
1) Beginning Net Position					
a) As of July 1 - Unaudited		9791	36,651,675.78	48,007,171.90	31.0%
b) Audit Adjustments		9793	0.00	0.00	0.0%
c) As of July 1 - Audited (F1a + F1b)			36,651,675.78	48,007,171.90	31.0%
d) Other Restatements		9795	0.00	0.00	0.0%
e) Adjusted Beginning Net Position (F1c + F1d)			36,651,675.78	48,007,171.90	31.0%
2) Ending Net Position, June 30 (E + F1e)			48,007,171.90	47,041,443.90	-2.0%
Components of Ending Net Position					
a) Net Investment in Capital Assets		9796	0.00	0.00	0.0%
b) Restricted Net Position		9797	45,530,569.45	44,414,841.45	-2.5%
c) Unrestricted Net Position		9790	2,476,602.45	2,626,602.45	6.1%

Resource	Description	2020-21 Unaudited Actuals	2021-22 Budget
9010	Other Restricted Local	45,530,569.45	44,414,841.45
Total, Restricted Net Position		45,530,569.45	44,414,841.45

Description	2020-21 Unaudited Actuals			2021-22 Budget		
	P-2 ADA	Annual ADA	Funded ADA	Estimated P-2 ADA	Estimated Annual ADA	Estimated Funded ADA
A. DISTRICT						
1. Total District Regular ADA Includes Opportunity Classes, Home & Hospital, Special Day Class, Continuation Education, Special Education NPS/LCI and Extended Year, and Community Day School (includes Necessary Small School ADA)	37,436.91	37,287.17	37,436.91	37,126.62	36,976.65	37,126.62
2. Total Basic Aid Choice/Court Ordered Voluntary Pupil Transfer Regular ADA Includes Opportunity Classes, Home & Hospital, Special Day Class, Continuation Education, Special Education NPS/LCI and Extended Year, and Community Day School (ADA not included in Line A1 above)						
3. Total Basic Aid Open Enrollment Regular ADA Includes Opportunity Classes, Home & Hospital, Special Day Class, Continuation Education, Special Education NPS/LCI and Extended Year, and Community Day School (ADA not included in Line A1 above)						
4. Total, District Regular ADA (Sum of Lines A1 through A3)	37,436.91	37,287.17	37,436.91	37,126.62	36,976.65	37,126.62
5. District Funded County Program ADA						
a. County Community Schools	72.41	72.41	72.41	72.41	72.41	72.41
b. Special Education-Special Day Class						
c. Special Education-NPS/LCI						
d. Special Education Extended Year						
e. Other County Operated Programs: Opportunity Schools and Full Day Opportunity Classes, Specialized Secondary Schools						
f. County School Tuition Fund (Out of State Tuition) [EC 2000 and 46380]						
g. Total, District Funded County Program ADA (Sum of Lines A5a through A5f)	72.41	72.41	72.41	72.41	72.41	72.41
6. TOTAL DISTRICT ADA (Sum of Line A4 and Line A5g)	37,509.32	37,359.58	37,509.32	37,199.03	37,049.06	37,199.03
7. Adults in Correctional Facilities						
8. Charter School ADA (Enter Charter School ADA using Tab C. Charter School ADA)						

Description	2020-21 Unaudited Actuals			2021-22 Budget		
	P-2 ADA	Annual ADA	Funded ADA	Estimated P-2 ADA	Estimated Annual ADA	Estimated Funded ADA
B. COUNTY OFFICE OF EDUCATION						
1. County Program Alternative Education Grant ADA						
a. County Group Home and Institution Pupils						
b. Juvenile Halls, Homes, and Camps						
c. Probation Referred, On Probation or Parole, Expelled per EC 48915(a) or (c) [EC 2574(c)(4)(A)]						
d. Total, County Program Alternative Education ADA (Sum of Lines B1a through B1c)	0.00	0.00	0.00	0.00	0.00	0.00
2. District Funded County Program ADA						
a. County Community Schools						
b. Special Education-Special Day Class						
c. Special Education-NPS/LCI						
d. Special Education Extended Year						
e. Other County Operated Programs: Opportunity Schools and Full Day Opportunity Classes, Specialized Secondary Schools						
f. County School Tuition Fund (Out of State Tuition) [EC 2000 and 46380]						
g. Total, District Funded County Program ADA (Sum of Lines B2a through B2f)	0.00	0.00	0.00	0.00	0.00	0.00
3. TOTAL COUNTY OFFICE ADA (Sum of Lines B1d and B2g)	0.00	0.00	0.00	0.00	0.00	0.00
4. Adults in Correctional Facilities						
5. County Operations Grant ADA						
6. Charter School ADA (Enter Charter School ADA using Tab C. Charter School ADA)						

Description	2020-21 Unaudited Actuals P-2 ADA	Annual ADA	Funded ADA	2021-22 Budget Estimated P-2 ADA	Estimated Annual ADA	Estimated Funded ADA
C. CHARTER SCHOOL ADA						
Authorizing LEAs reporting charter school SACS financial data in their Fund 01, 09, or 62 use this worksheet to report ADA for those charter schools. Charter schools reporting SACS financial data separately from their authorizing LEAs in Fund 01 or Fund 62 use this worksheet to report their ADA.						
FUND 01: Charter School ADA corresponding to SACS financial data reported in Fund 01.						
1. Total Charter School Regular ADA						
2. Charter School County Program Alternative Education ADA						
a. County Group Home and Institution Pupils						
b. Juvenile Halls, Homes, and Camps						
c. Probation Referred, On Probation or Parole, Expelled per EC 48915(a) or (c) [EC 2574(c)(4)(A)]						
d. Total, Charter School County Program Alternative Education ADA (Sum of Lines C2a through C2c)	0.00	0.00	0.00	0.00	0.00	0.00
3. Charter School Funded County Program ADA						
a. County Community Schools						
b. Special Education-Special Day Class						
c. Special Education-NPS/LCI						
d. Special Education Extended Year						
e. Other County Operated Programs: Opportunity Schools and Full Day Opportunity Classes, Specialized Secondary Schools						
f. Total, Charter School Funded County Program ADA (Sum of Lines C3a through C3e)	0.00	0.00	0.00	0.00	0.00	0.00
4. TOTAL CHARTER SCHOOL ADA (Sum of Lines C1, C2d, and C3f)	0.00	0.00	0.00	0.00	0.00	0.00
FUND 09 or 62: Charter School ADA corresponding to SACS financial data reported in Fund 09 or Fund 62.						
5. Total Charter School Regular ADA	282.99	282.99	282.99	282.99	282.99	282.99
6. Charter School County Program Alternative Education ADA						
a. County Group Home and Institution Pupils						
b. Juvenile Halls, Homes, and Camps						
c. Probation Referred, On Probation or Parole, Expelled per EC 48915(a) or (c) [EC 2574(c)(4)(A)]						
d. Total, Charter School County Program Alternative Education ADA (Sum of Lines C6a through C6c)	0.00	0.00	0.00	0.00	0.00	0.00
7. Charter School Funded County Program ADA						
a. County Community Schools						
b. Special Education-Special Day Class						
c. Special Education-NPS/LCI						
d. Special Education Extended Year						
e. Other County Operated Programs: Opportunity Schools and Full Day Opportunity Classes, Specialized Secondary Schools						
f. Total, Charter School Funded County Program ADA (Sum of Lines C7a through C7e)	0.00	0.00	0.00	0.00	0.00	0.00
8. TOTAL CHARTER SCHOOL ADA (Sum of Lines C5, C6d, and C7f)	282.99	282.99	282.99	282.99	282.99	282.99
9. TOTAL CHARTER SCHOOL ADA Reported in Fund 01, 09, or 62 (Sum of Lines C4 and C8)	282.99	282.99	282.99	282.99	282.99	282.99

	Unaudited Balance July 1	Audit Adjustments/ Restatements	Audited Balance July 1	Increases	Decreases	Ending Balance June 30
Governmental Activities:						
Capital assets not being depreciated:						
Land	6,350,107.00		6,350,107.00	0.00	0.00	6,350,107.00
Work in Progress	315,481,854.48		315,481,854.48	109,330,338.86	89,369,316.27	335,442,877.07
Total capital assets not being depreciated	321,831,961.48	0.00	321,831,961.48	109,330,338.86	89,369,316.27	341,792,984.07
Capital assets being depreciated:						
Land Improvements	83,666,093.02		83,666,093.02	3,011,182.36	0.00	86,677,275.38
Buildings	628,884,524.61		628,884,524.61	91,946,980.10	0.00	720,831,504.71
Equipment	27,442,145.30		27,442,145.30	633,126.23	0.00	28,075,271.53
Total capital assets being depreciated	739,992,762.93	0.00	739,992,762.93	95,591,288.69	0.00	835,584,051.62
Accumulated Depreciation for:						
Land Improvements	(29,873,425.04)		(29,873,425.04)	(3,865,906.20)	0.00	(33,739,331.24)
Buildings	(275,050,112.79)		(275,050,112.79)	(23,230,647.62)	0.00	(298,280,760.41)
Equipment	(21,034,817.64)		(21,034,817.64)	(1,114,796.20)	0.00	(22,149,613.84)
Total accumulated depreciation	(325,958,355.47)	0.00	(325,958,355.47)	(28,211,350.02)	0.00	(354,169,705.49)
Total capital assets being depreciated, net	414,034,407.46	0.00	414,034,407.46	67,379,938.67	0.00	481,414,346.13
Governmental activity capital assets, net	735,866,368.94	0.00	735,866,368.94	176,710,277.53	89,369,316.27	823,207,330.20
Business-Type Activities:						
Capital assets not being depreciated:						
Land			0.00			0.00
Work in Progress			0.00			0.00
Total capital assets not being depreciated	0.00	0.00	0.00	0.00	0.00	0.00
Capital assets being depreciated:						
Land Improvements			0.00			0.00
Buildings			0.00			0.00
Equipment			0.00			0.00
Total capital assets being depreciated	0.00	0.00	0.00	0.00	0.00	0.00
Accumulated Depreciation for:						
Land Improvements			0.00			0.00
Buildings			0.00			0.00
Equipment			0.00			0.00
Total accumulated depreciation	0.00	0.00	0.00	0.00	0.00	0.00
Total capital assets being depreciated, net	0.00	0.00	0.00	0.00	0.00	0.00
Business-type activity capital assets, net	0.00	0.00	0.00	0.00	0.00	0.00

Following is a summary of the critical data elements contained in your unaudited actual data. Since these data may have fiscal implications for your agency, please verify their accuracy before filing your unaudited actual financial reports.

Form	Description	Value
CEA	Percent of Current Cost of Education Expended for Classroom Compensation Must equal or exceed 60% for elementary, 55% for unified, and 50% for high school districts or future apportionments may be affected. (EC 41372)	59.71%
	CEA Deficiency Amount Applicable to districts not exempt from the requirement and not meeting the minimum classroom compensation percentage - see Form CEA for further details.	$0.00
ESMOE	Every Student Succeeds Act (ESSA) Maintenance of Effort (MOE) Determination If MOE Not Met, the 2022-23 apportionment may be reduced by the lesser of the following two percentages: MOE Deficiency Percentage - Based on Total Expenditures MOE Deficiency Percentage - Based on Expenditures Per ADA	MOE Met
GANN	Adjustments to Appropriations Limit Per Government Code Section 7902.1 If this amount is not zero, it represents an increase to your Appropriations Limit. The Department of Finance must be notified of increases within 45 days of budget adoption.	$0.00
	Adjusted Appropriations Limit	$282,463,465.70
	Appropriations Subject to Limit These amounts represent the board approved Appropriations Limit and Appropriations Subject to Limit pursuant to Government Code Section 7906 and EC 42132.	$282,463,465.70
ICR	Preliminary Proposed Indirect Cost Rate Fixed-with-carry-forward indirect cost rate for use in 2022-23, subject to CDE approval.	3.13%

1/15/2021

UNAUDITED ACTUAL FINANCIAL REPORT:

To the County Superintendent of Schools:

2020-21 UNAUDITED ACTUAL FINANCIAL REPORT. This report was prepared in accordance with Education Code Section 41010 and is hereby approved and filed by the governing board of the school district pursuant to Education Code Section 42100.

Signed: _____ Date of Meeting: _____
Clerk/Secretary of the Governing Board
(Original signature required)

To the Superintendent of Public Instruction:

2020-21 UNAUDITED ACTUAL FINANCIAL REPORT. This report has been verified for accuracy by the County Superintendent of Schools pursuant to Education Code Section 42100.

Signed: _____ Date: _____
County Superintendent/Designee
(Original signature required)

For additional information on the unaudited actual reports, please contact:

For County Office of Education:	For School District:
Name	Name
Title	Title
Telephone	Telephone
E-mail Address	E-mail Address

FEDERAL PROGRAM NAME	TITLE I, PART A BASIC GRANT	ESSA - School Improvements	ESSA - School Improvements	ESSA - School Improvements	ESSR FUND CARES ACT	CCSPP - Community Schools Grant	ESSR FUND II FUND - CARES ACT
FEDERAL CATALOG NUMBER	84.01	84.010	84.010	84.010	84.425	84.425	84.425
RESOURCE CODE	3010	3182	3182	3182	3210	3211	3212
REVENUE OBJECT	8290(0)	8290	8290 (9)	8290 (2)	8290	8290	8290
LOCAL DESCRIPTION (if any)	RP 304	SBF 5	SBF 5	SBF 5	SB 74 (CH 6/20)	RP 108	SEC. 313
AWARD							
1. Prior Year Carryover	3,114,014.00	420,961.00	510,369.00	-			
2. a. Current Year Award	16,318,238.00	-	-	532,641.00	10,781,698.00	1,000,000.00	51,665,624.00
b. Transferability (ESSA)							
c. Other Adjustments							-
d. Adj. Curr Yr Award (sum lines 2a+2b+2c)	16,318,238.00	-	-	532,641.00	10,781,698.00	1,000,000.00	51,665,624.00
3. Required Matching Funds/Other							
4. Total Available Award (sum lines 1,2d, & 3)	19,432,252.00	420,961.00	510,369.00	532,641.00	10,781,698.00	1,000,000.00	51,665,624.00
REVENUES							
5. Unearned Revenue Deferred from Prior Yr		0.00	127,592.00				
6. Cash Received in Current Year	11,864,147.00	127,334.00		133,160.00	8,258,535.00		5,163,984.00
7. Contributed Matching Funds	-	-	-	-	-	-	-
8. Total Available (sum lines 5, 6, 7)	11,864,147.00	127,334.00	127,592.00	133,160.00	8,258,535.00	-	5,163,984.00
EXPENDITURES							
Total Expenditures	12,135,007.53	262,860.65	317,128.58	-	9,904,017.99	-	7,024,947.94
Ob 47xx, 51xx, 6xxx, 7xxx (Excl 73x9) E	**137,000.00**	-	55,000.00	-	238,353.00		1,415,000.00
Indirects 73x9	**542,309.47**	**11,880.35**	**11,847.42**	-	**436,888.01**	**-**	**253,570.06**
Total Expenditures	12,677,317.00	274,741.00	328,976.00	-	10,340,906.00	-	7,278,518.00
9. Donor-Authorized Expenditures	12,677,317.00	274,741.00	328,976.00	-	10,340,906.00	-	7,278,518.00
10. Non-Donor Authorized Expenditures							
11. Total Expenditures (lines 9 & 10)	12,677,317.00	274,741.00	328,976.00	-	10,340,906.00	-	7,278,518.00
12. Amounts Included in Line 6 above for Prior Year Adjustments				-			
13. Calculation of Deferred Revenue or A/P, & A/R amounts (line 8 minus line 9 plus line 12)	(813,170.00)	(147,407.00)	(201,384.00)	133,160.00	(2,082,371.00)	-	(2,114,534.00)
a. Unearned Revenue	0.00	0.00	0.00	133,160.00	0.00	0.00	0.00
b. Accounts Payable	0.00	0.00	0.00	0.00	0.00	0.00	0.00
c. Accounts Receivable	813,170.00	147,407.00	201,384.00	0.00	2,082,371.00	0.00	2,114,534.00
14. Unused Grant Award Calculation (line 4 minus line 9)	6,754,935.00	146,220.00	181,393.00	532,641.00	440,792.00	1,000,000.00	44,387,106.00
15. If carryover is allowed, enter line 14 amount here	6,754,935.00	146,220.00	181,393.00	532,641.00	440,792.00	1,000,000.00	44,387,106.00
16. Reconciliation of Revenue (line 5 plus line 6 minus line 13a minus line 13b plus line 13c)	12,677,317.00	274,741.00	328,976.00	-	10,340,906.00	-	7,278,518.00

FEDERAL PROGRAM NAME	LEARNING LOSS MITIGATION (GEER)	LEARNING LOSS MITIGATION (CRF)	BASIC LOCAL ASSISTANCE ENT.	BASIC LOCAL ASSISTANCE ENT.	BASIC LOCAL ASST. PRIVATE SCHOOL ISP	BASIC LOCAL ASST. PRIVATE SCHOOL ISP	BASIC LOCAL ASST. PRIVATE SCHOOL ISP
FEDERAL CATALOG NUMBER	84.425C	21.019	84.027	84.027	84.027	84.027	84.027
RESOURCE CODE	3215	3220	3310	3310	3311	3311	3311
REVENUE OBJECT	8290	8290	8181 (2)	8181 (1)	8181 (0)	8181 (1)	8181 (2)
LOCAL DESCRIPTION (if any)	SB 98	SB 98	Sub Fund 03	Sub Fund 03	Sub Fund 03	Sub Fund 03	Sub Fund 03
AWARD							
1. Prior Year Carryover		(5,831,664.00)		1,687,124.00	73,920.00	168,273.00	
2. a. Current Year Award	2,480,380.00	21,125,587.00	9,704,047.00		-		117,491.00
b. Transferability (ESSA)							
c. Other Adjustments			(1,473,231.00)				-
d. Adj. Curr Yr Award (sum lines 2a+2b+2c)	2,480,380.00	21,125,587.00	8,230,816.00	-	-	-	117,491.00
3. Required Matching Funds/Other							
4. Total Available Award (sum lines 1,2d, & 3)	2,480,380.00	15,293,923.00	8,230,816.00	1,687,124.00	73,920.00	168,273.00	117,491.00
REVENUES			-	-			
5. Unearned Revenue Deferred from Prior Yr					0.00	0.00	
6. Cash Received in Current Year	2,365,971.00	21,125,587.00			73,920.00		
7. Contributed Matching Funds	-	(5,831,664.00)	-	-	-	-	-
8. Total Available (sum lines 5, 6, 7)	2,365,971.00	15,293,923.00	-	-	73,920.00	-	-
EXPENDITURES							
Total Expenditures	2,243,250.86	15,293,923.00	5,423,267.97	1,614,164.00	70,723.00	145,787.39	-
Ob 47xx, 51xx, 6xxx, 7xxx (Excl 73x9) E	1,500,000.00	3,261,647.00				**747.89**	**-**
Indirects 73x9	**33,595.14**	**-**	**245,132.03**	**72,960.00**	**3,197.00**	**6,555.61**	**-**
Total Expenditures	2,276,846.00	15,293,923.00	5,668,400.00	1,687,124.00	73,920.00	152,343.00	-
9. Donor-Authorized Expenditures	2,276,846.00	15,293,923.00	5,668,400.00	1,687,124.00	73,920.00	152,343.00	-
10. Non-Donor Authorized Expenditures							
11. Total Expenditures (lines 9 & 10)	2,276,846.00	15,293,923.00	5,668,400.00	1,687,124.00	73,920.00	152,343.00	-
12. Amounts Included in Line 6 above for Prior Year Adjustments							
13. Calculation of Deferred Revenue or A/P, & A/R amounts (line 8 minus line 9 plus line 12)	89,125.00	-	(5,668,400.00)	(1,687,124.00)	-	(152,343.00)	-
a. Unearned Revenue	89,125.00	0.00	0.00	0.00	0.00	0.00	0.00
b. Accounts Payable	0.00	0.00	0.00	0.00	0.00	0.00	0.00
c. Accounts Receivable	0.00	0.00	5,668,400.00	1,687,124.00	0.00	152,343.00	0.00
14. Unused Grant Award Calculation (line 4 minus line 9)	203,534.00	-	2,562,416.00	-	-	15,930.00	117,491.00
15. If carryover is allowed, enter line 14 amount here	203,534.00	-	2,562,416.00	-	-	15,930.00	117,491.00
16. Reconciliation of Revenue (line 5 plus line 6 minus line 13a minus line 13b plus line 13c)	2,276,846.00	21,125,587.00	5,668,400.00	1,687,124.00	73,920.00	152,343.00	-

FEDERAL PROGRAM NAME	IDEA EARLY INTERVENING SVCS	IDEA EARLY INTERVENING SVCS	FEDERAL PRESCHOOL	FEDERAL PRESCHOOL	PRESCHOOL GRTS EARLY INTERVENING SVCS	PRESCHOOL GRTS EARLY INTERVENING SVCS	IDEA MENTAL HEALTH AB3632
FEDERAL CATALOG NUMBER	84.027	84.027	84.173	84.173	84.173	84.173	84.027A
RESOURCE CODE	3312	3312	3315	3315	3318	3318	3327
REVENUE OBJECT	8181(1)	8181(2)	8182 (2)	8182 (1)	8182(1)	8182(2)	8182 (1)
LOCAL DESCRIPTION (if any)	Sub Fund 03	Sub Fund 03	Sub Fund 03	Sub Fund 03	Sub Fund 03	Sub Fund 03	Sub Fund 03
AWARD							
1. Prior Year Carryover	311,670.00			88,451.00	13,157.00		63,801.00
2. a. Current Year Award			440,420.00			66,063.00	
b. Transferability (ESSA)							
c. Other Adjustments		1,473,231.00	(66,063.00)		-	-	
d. Adj. Curr Yr Award (sum lines 2a+2b+2c)	-	1,473,231.00	374,357.00	-	-	66,063.00	-
3. Required Matching Funds/Other							-
4. Total Available Award (sum lines 1,2d, & 3)	311,670.00	1,473,231.00	374,357.00	88,451.00	13,157.00	66,063.00	63,801.00
REVENUES							
5. Unearned Revenue Deferred from Prior Yr							
6. Cash Received in Current Year	(268,604.00)	-		-	(48,490.00)	2,561.00	
7. Contributed Matching Funds	-	-	-	-	-	-	-
8. Total Available (sum lines 5, 6, 7)	(268,604.00)	-	-	-	(48,490.00)	2,561.00	-
EXPENDITURES							
Total Expenditures	(305,658.61)		303,096.36	84,626.00	(48,675.00)	2,450.00	62,601.00
Ob 47xx, 51xx, 6xxx, 7xxx (Excl 73x9) E	(1,125,461.00)				(52,775.00)		**36,042.00**
Indirects 73x9	**37,054.61**	**-**	**13,699.64**	**3,825.00**	**185.00**	**111.00**	**1,200.00**
Total Expenditures	(268,604.00)	-	316,796.00	88,451.00	(48,490.00)	2,561.00	63,801.00
9. Donor-Authorized Expenditures	(268,604.00)	-	316,796.00	88,451.00	(48,490.00)	2,561.00	63,801.00
10. Non-Donor Authorized Expenditures							
11. Total Expenditures (lines 9 & 10)	(268,604.00)	-	316,796.00	88,451.00	(48,490.00)	2,561.00	63,801.00
12. Amounts Included in Line 6 above for Prior Year Adjustments							
13. Calculation of Deferred Revenue or A/P, & A/R amounts (line 8 minus line 9 plus line 12)	-	-	(316,796.00)	(88,451.00)	-	-	(63,801.00)
a. Unearned Revenue	0.00	0.00	0.00	0.00	0.00	0.00	0.00
b. Accounts Payable	0.00	0.00	0.00	0.00	0.00	0.00	0.00
c. Accounts Receivable	0.00	0.00	316,796.00	88,451.00	0.00	0.00	63,801.00
14. Unused Grant Award Calculation (line 4 minus line 9)	580,274.00	1,473,231.00	57,561.00	-	61,647.00	63,502.00	-
15. If carryover is allowed, enter line 14 amount here	580,274.00	1,473,231.00	57,561.00	-	61,647.00	63,502.00	-
16. Reconciliation of Revenue (line 5 plus line 6 minus line 13a minus line 13b plus line 13c)	(268,604.00)	-	316,796.00	88,451.00	(48,490.00)	2,561.00	63,801.00

FEDERAL PROGRAM NAME	IDEA MENTAL HEALTH AB3632	PRESCHOOL STAFF DEV.	PRESCHOOL STAFF DEV.	PRESCHOOL STAFF DEV.	EARLY INTERVENTION PART C	ALTERNATE DISPUTE RESOLUTION PROGRAM	ALTERNATE DISPUTE RESOLUTION PROGRAM
FEDERAL CATALOG NUMBER	84.027A	84.173A	84.173A	84.173A	84.181	84.173A	84.173A
RESOURCE CODE	3327	3345	3345	3345	3385	3395	3395
REVENUE OBJECT	8182 (2)	8182 (0)	8182 (1)	8182 (2)	8182(2)	8182(0)	8182(1)
LOCAL DESCRIPTION (if any)	Sub Fund 03	Sub Fund 03	Sub Fund 03	Sub Fund 03	Sub Fund 03	Sub Fund 03	Sub Fund 03
AWARD							
1. Prior Year Carryover		898.00	2,412.00		-	8,456.00	14,601.00
2. a. Current Year Award	536,759.00	-		2,522.00	162,284.00	-	
b. Transferability (ESSA)							
c. Other Adjustments							
d. Adj. Curr Yr Award (sum lines 2a+2b+2c)	536,759.00	-	-	2,522.00	162,284.00	-	-
3. Required Matching Funds/Other	-						
4. Total Available Award (sum lines 1,2d, & 3)	536,759.00	898.00	2,412.00	2,522.00	162,284.00	8,456.00	14,601.00
REVENUES							
5. Unearned Revenue Deferred from Prior Yr		0.00		0.00	0.00		
6. Cash Received in Current Year		898.00	-				-
7. Contributed Matching Funds	-	-		-	-		
8. Total Available (sum lines 5, 6, 7)	-	898.00	-	-	-	-	-
EXPENDITURES							
Total Expenditures	505,379.23	859.00	1,713.29		155,266.00	8,090.00	7,895.96
Ob 47xx, 51xx, 6xxx, 7xxx (Excl 73x9) E	**35,794.00**						
Indirects 73x9	**21,224.77**	**39.00**	**76.71**	**-**	**7,018.00**	**366.00**	**357.04**
Total Expenditures	526,604.00	898.00	1,790.00	-	162,284.00	8,456.00	8,253.00
9. Donor-Authorized Expenditures	526,604.00	898.00	1,790.00	-	162,284.00	8,456.00	8,253.00
10. Non-Donor Authorized Expenditures							
11. Total Expenditures (lines 9 & 10)	526,604.00	898.00	1,790.00	-	162,284.00	8,456.00	8,253.00
12. Amounts Included in Line 6 above for Prior Year Adjustments						-	-
13. Calculation of Deferred Revenue or A/P, & A/R amounts (line 8 minus line 9 plus line 12)	(526,604.00)	-	(1,790.00)	-	(162,284.00)	(8,456.00)	(8,253.00)
a. Unearned Revenue	0.00	0.00	0.00	0.00	0.00	0.00	0.00
b. Accounts Payable	0.00	0.00	0.00	0.00	0.00	0.00	0.00
c. Accounts Receivable	526,604.00	0.00	1,790.00	0.00	162,284.00	8,456.00	8,253.00
14. Unused Grant Award Calculation (line 4 minus line 9)	10,155.00	-	622.00	2,522.00	-	-	6,348.00
15. If carryover is allowed, enter line 14 amount here	10,155.00	-	622.00	2,522.00	-	-	6,348.00
16. Reconciliation of Revenue (line 5 plus line 6 minus line 13a minus line 13b plus line 13c)	526,604.00	898.00	1,790.00	-	162,284.00	8,456.00	8,253.00

FEDERAL PROGRAM NAME	ALTERNATE DISPUTE RESOLUTION PROGRAM	DEPARTMENT OF REHAB	CARL PERKINS	PROJ CAL-WELL	NCLB -TITLE II PART A (WAS 4010 & 4135)	NCLB -TITLE II PART A (WAS 4010 & 4135)	SSAE COMPETITIVE GRANT PROGRAM
FEDERAL CATALOG NUMBER	84.173A	84.126	84.048		84.367	84.367	84.424
RESOURCE CODE	3395	3410	3550	3724	4035	4035	4125
REVENUE OBJECT	8182(2)	8290(0)	8290	8290	8290(0)	8290(1)	8285
LOCAL DESCRIPTION (if any)	Sub Fund 03	Sub Fund 03	RP 405	RP 114	RP 700,702	RP 700,702	RP 703
AWARD							
1. Prior Year Carryover		-	-		125,175.00		27,500.00
2. a. Current Year Award	14,601.00	86,128.85	420,685.00	37,466.00		1,834,423.00	-
b. Transferability (ESSA)							-
c. Other Adjustments			-	-	-	-	-
d. Adj. Curr Yr Award (sum lines 2a+2b+2c)	14,601.00	86,128.85	420,685.00	37,466.00	-	1,834,423.00	-
3. Required Matching Funds/Other			-	-	-	-	-
4. Total Available Award (sum lines 1,2d, & 3)	14,601.00	86,128.85	420,685.00	37,466.00	125,175.00	1,834,423.00	27,500.00
REVENUES							
5. Unearned Revenue Deferred from Prior Yr		0.00	0.00	0.00			27,500.00
6. Cash Received in Current Year		43,604.44	330,892.00	32,094.98	125,175.00	801,250.00	
7. Contributed Matching Funds	-		-	-	-	-	-
8. Total Available (sum lines 5, 6, 7)	-	43,604.44	330,892.00	32,094.98	125,175.00	801,250.00	27,500.00
EXPENDITURES							
Total Expenditures		63,630.79	408,830.99	35,846.24	119,761.77	1,115,044.65	-
Ob 47xx, 51xx, 6xxx, 7xxx (Excl 73x9) E			146,574.00	-			-
Indirects 73x9	**-**	**2,876.11**	**11,854.01**	**1,619.76**	**5,413.23**	**50,400.35**	**-**
Total Expenditures	-	66,506.90	420,685.00	37,466.00	125,175.00	1,165,445.00	-
9. Donor-Authorized Expenditures	-	66,506.90	420,685.00	37,466.00	125,175.00	1,165,445.00	-
10. Non-Donor Authorized Expenditures							
11. Total Expenditures (lines 9 & 10)	-	66,506.90	420,685.00	37,466.00	125,175.00	1,165,445.00	-
12. Amounts Included in Line 6 above for Prior Year Adjustments	-	-		-			
13. Calculation of Deferred Revenue or A/P, & A/R amounts (line 8 minus line 9 plus line 12)	-	(22,902.46)	(89,793.00)	(5,371.02)	-	(364,195.00)	27,500.00
a. Unearned Revenue	0.00	0.00	0.00	0.00	0.00	0.00	27,500.00
b. Accounts Payable	0.00	0.00	0.00	0.00	0.00	0.00	0.00
c. Accounts Receivable	0.00	22,902.46	89,793.00	5,371.02	0.00	364,195.00	0.00
14. Unused Grant Award Calculation (line 4 minus line 9)	14,601.00	19,621.95	-	-	-	668,978.00	27,500.00
15. If carryover is allowed, enter line 14 amount here	14,601.00	-	-	-	-	668,978.00	27,500.00
16. Reconciliation of Revenue (line 5 plus line 6 minus line 13a minus line 13b plus line 13c)	-	66,506.90	420,685.00	37,466.00	125,175.00	1,165,445.00	-

FEDERAL PROGRAM NAME	TITLE IV, PART A - Academic Enrichment	TITLE IV, PART A - Academic Enrichment	TITLE IV, PART A - Academic Enrichment	21ST CENTURY (ASSETS - LOC 202)	21ST CENTURY (ASSETS - LOC 204)	21ST CENTURY (ASSETS - LOC 204)	TITLE III IMMIGRANT
FEDERAL CATALOG NUMBER				84.287	84.287	84.287	84.365
RESOURCE CODE	4127	4127	4127	4128	4129	4129	4201
REVENUE OBJECT	8290 (9)	8290 (0)	8290 (1)	8290 (1)	8290 (0)	8290 (1)	8290(1)
LOCAL DESCRIPTION (if any)				GO 1140 LO 202	GO 1140 LO 204	GO 1140 LO 204	
AWARD							
1. Prior Year Carryover	38,980.00	648,549.00		-	22,268.00		
2. a. Current Year Award	-		995,494.00	197,736.91		210,600.00	444,022.00
b. Transferability (ESSA)				-	-	-	
c. Other Adjustments	(0.80)	-		-	-	-	
d. Adj. Curr Yr Award (sum lines 2a+2b+2c)	(0.80)	-	995,494.00	197,736.91	-	210,600.00	444,022.00
3. Required Matching Funds/Other				-	-	-	
4. Total Available Award (sum lines 1,2d, & 3)	38,979.20	648,549.00	995,494.00	197,736.91	22,268.00	210,600.00	444,022.00
REVENUES							
5. Unearned Revenue Deferred from Prior Yr	16,105.20				22,268.00		
6. Cash Received in Current Year	22,874.00	648,549.00	176,515.00	95,652.69		210,600.00	119,296.00
7. Contributed Matching Funds	-	-	-	-	-	-	-
8. Total Available (sum lines 5, 6, 7)	38,979.20	648,549.00	176,515.00	95,652.69	22,268.00	210,600.00	119,296.00
EXPENDITURES							
Total Expenditures	37,294.30	620,502.30	253,276.85	149,012.67	21,305.61	161,337.51	227,615.06
Ob 47xx, 51xx, 6xxx, 7xxx (Excl 73x9) E				7,500.00		7,500.00	
Indirects 73x9	**1,684.90**	**28,046.70**	**11,448.11**	**6,396.33**	**962.39**	**6,953.49**	**10,288.20**
Total Expenditures	38,979.20	648,549.00	264,724.96	155,409.00	22,268.00	168,291.00	237,903.26
9. Donor-Authorized Expenditures	38,979.20	648,549.00	264,724.96	155,409.00	22,268.00	168,291.00	237,903.26
10. Non-Donor Authorized Expenditures							
11. Total Expenditures (lines 9 & 10)	38,979.20	648,549.00	264,724.96	155,409.00	22,268.00	168,291.00	237,903.26
12. Amounts Included in Line 6 above for Prior Year Adjustments							
13. Calculation of Deferred Revenue or A/P, & A/R amounts (line 8 minus line 9 plus line 12)	(0.00)	(0.00)	(88,209.96)	(59,756.31)	-	42,309.00	(118,607.26)
a. Unearned Revenue	0.00	0.00	0.00	0.00	0.00	42,309.00	0.00
b. Accounts Payable	0.00	0.00	0.00	0.00	0.00	0.00	0.00
c. Accounts Receivable	0.00	0.00	88,209.96	59,756.31	0.00	0.00	118,607.26
14. Unused Grant Award Calculation (line 4 minus line 9)	(0.00)	(0.00)	730,769.04	42,327.91	-	42,309.00	206,118.74
15. If carryover is allowed, enter line 14 amount here	-	(0.00)	730,769.04	42,327.91	-	42,309.00	206,118.74
16. Reconciliation of Revenue (line 5 plus line 6 minus line 13a minus line 13b plus line 13c)	38,979.20	648,549.00	264,724.96	155,409.00	22,268.00	168,291.00	237,903.26

FEDERAL PROGRAM NAME	TITLE III IMMIGRANT	TITLE III LIMITED ENGLISH PROF.	TITLE III LIMITED ENGLISH PROF.	INDIAN EDUCATION	NCLB TITLE X MCKINNEY-VENTO HOMELESS	NCLB TITLE X MCKINNEY-VENTO HOMELESS	COPS SVPP
FEDERAL CATALOG NUMBER	84.365	84.365	84.365	84.060	84.196	84.196	16.710
RESOURCE CODE	4201	4203	4203	4510	5630	5630	5826
REVENUE OBJECT	8290(0)	8290 (1)	8290 (0)		8290(0)	8290(1)	8290
LOCAL DESCRIPTION (if any)				RP 412	Goal 1489	Goal 1489	
AWARD							
1. Prior Year Carryover	90,184.00		103,424.00	8,865.00	-	-	231,674.00
2. a. Current Year Award		712,625.00		36,633.00	12,786.00	189,000.00	
b. Transferability (ESSA)							
c. Other Adjustments				-			
d. Adj. Curr Yr Award (sum lines 2a+2b+2c)	-	712,625.00	-	36,633.00	12,786.00	189,000.00	-
3. Required Matching Funds/Other		-	-				-
4. Total Available Award (sum lines 1,2d, & 3)	90,184.00	712,625.00	103,424.00	45,498.00	12,786.00	189,000.00	231,674.00
REVENUES							
5. Unearned Revenue Deferred from Prior Yr			71,132.00				
6. Cash Received in Current Year	90,184.00	390,192.00	32,292.00	25,753.92	12,786.00	170,100.00	-
7. Contributed Matching Funds	-	-	-	-	-	-	-
8. Total Available (sum lines 5, 6, 7)	90,184.00	390,192.00	103,424.00	25,753.92	12,786.00	170,100.00	-
EXPENDITURES							
Total Expenditures	86,283.96	615,566.73	98,951.40	30,844.71	12,327.02	180,826.64	101,665.00
Ob 47xx, 51xx, 6xxx, 7xxx (Excl 73x9) E				-	-		
Indirects 73x9	**3,900.04**	**27,823.62**	**4,472.60**	**1,394.29**	**458.98**	**8,173.36**	**-**
Total Expenditures	90,184.00	643,390.35	103,424.00	32,239.00	12,786.00	189,000.00	101,665.00
9. Donor-Authorized Expenditures	90,184.00	643,390.35	103,424.00	32,239.00	12,786.00	189,000.00	101,665.00
10. Non-Donor Authorized Expenditures							
11. Total Expenditures (lines 9 & 10)	90,184.00	643,390.35	103,424.00	32,239.00	12,786.00	189,000.00	101,665.00
12. Amounts Included in Line 6 above for Prior Year Adjustments					-	-	
13. Calculation of Deferred Revenue or A/P, & A/R amounts (line 8 minus line 9 plus line 12)	(0.00)	(253,198.35)	-	(6,485.08)	-	(18,900.00)	(101,665.00)
a. Unearned Revenue	0.00	0.00	0.00	0.00	0.00	0.00	0.00
b. Accounts Payable	0.00	0.00	0.00	0.00	0.00	0.00	0.00
c. Accounts Receivable	0.00	253,198.35	0.00	6,485.08	0.00	18,900.00	101,665.00
14. Unused Grant Award Calculation (line 4 minus line 9)	(0.00)	69,234.65	-	13,259.00	-	-	130,009.00
15. If carryover is allowed, enter line 14 amount here	(0.00)	69,234.65	-	-	-	-	130,009.00
16. Reconciliation of Revenue (line 5 plus line 6 minus line 13a minus line 13b plus line 13c)	90,184.00	643,390.35	103,424.00	32,239.00	12,786.00	189,000.00	101,665.00

FEDERAL PROGRAM NAME	CORONAVIRUS RELIEF FUND	ESSA - School Improvements	CARL PERKINS	"231" ABE/ VESL/ ESL	"231" ASE/GED	EL CIVICS:CITIZENSHIP PREP, CIVIC PARTICIP	Child Care Dev. Block Grant CCTR-7192
FEDERAL CATALOG NUMBER		84.010	84.048	84.002A	84.002	84.002A	93.596
RESOURCE CODE	3220	3182	3555-4630	3905-4110	3913-4113	3926-4115	5025
REVENUE OBJECT	8290	8290	8290	8290	8290	8290	8290
LOCAL DESCRIPTION (if any)	FD 09	FD 09 - SBF 8	FD 11-415	FD 11-415	FD 11-415	FD 11-415	FD 12
AWARD							
1. Prior Year Carryover		116,427.42	-	-	-	-	-
2. a. Current Year Award	19,777.00	-	7,181.00	286,930.00	97,976.00	40,488.00	3,736,090.00
b. Transferability (ESSA)							
c. Other Adjustments							256,784.66
d. Adj. Curr Yr Award (sum lines 2a+2b+2c)	19,777.00	-	7,181.00	286,930.00	97,976.00	40,488.00	3,992,874.66
3. Required Matching Funds/Other							
4. Total Available Award (sum lines 1,2d, & 3)	19,777.00	116,427.42	7,181.00	286,930.00	97,976.00	40,488.00	3,992,874.66
REVENUES							
5. Unearned Revenue Deferred from Prior Yr							
6. Cash Received in Current Year	19,777.00	2,607.00	-	211,507.00	42,653.00	1,460.00	3,761,668.66
7. Contributed Matching Funds		-	-	-	-	-	-
8. Total Available (sum lines 5, 6, 7)	19,777.00	2,607.00	-	211,507.00	42,653.00	1,460.00	3,761,668.66
EXPENDITURES							
Total Expenditures	19,777.00	3,790.16	7,181.00	286,930.00	97,976.00	9,461.00	3,820,612.47
Ob 47xx, 51xx, 6xxx, 7xxx (Excl 73x9) E							9,502.07
Indirects 73x9	-	**171.32**					**172,262.19**
Total Expenditures	19,777.00	3,961.48	7,181.00	286,930.00	97,976.00	9,461.00	3,992,874.660
9. Donor-Authorized Expenditures	19,777.00	3,961.48	7,181.00	286,930.00	97,976.00	9,461.00	3,992,874.66
10. Non-Donor Authorized Expenditures							
11. Total Expenditures (lines 9 & 10)	19,777.00	3,961.48	7,181.00	286,930.00	97,976.00	9,461.00	3,992,874.66
12. Amounts Included in Line 6 above for Prior Year Adjustments							
13. Calculation of Deferred Revenue or A/P, & A/R amounts (line 8 minus line 9 plus line 12)	-	(1,354.48)	(7,181.00)	(75,423.00)	(55,323.00)	(8,001.00)	(231,206.00)
a. Unearned Revenue	0.00	0.00	0.00	0.00	0.00	0.00	0.00
b. Accounts Payable	0.00	0.00	0.00	0.00	0.00	0.00	0.00
c. Accounts Receivable	0.00	1,354.48	7,181.00	75,423.00	55,323.00	8,001.00	231,206.00
14. Unused Grant Award Calculation (line 4 minus line 9)	-	112,465.94	-	-	-	31,027.00	-
15. If carryover is allowed, enter line 14 amount here	-	112,465.94	-	-	-	-	-
16. Reconciliation of Revenue (line 5 plus line 6 minus line 13a minus line 13b plus line 13c)	19,777.00	3,961.48	7,181.00	286,930.00	97,976.00	9,461.00	3,992,874.66

FEDERAL PROGRAM NAME	Early HeadStart Basic/T&TA	Early Head Start Basic /T&TA	Headstart Basic/T&TA	Headstart Basic/T&TA	EQUIPMENT ASSISTANCE GRANT	Total
FEDERAL CATALOG NUMBER	93.600	93.600	93.600	93.600		
RESOURCE CODE	9727-1	9727-0	9734-0	9734-1	5314	
REVENUE OBJECT	8290 / Goals 0001/0002/0040	8290 / Goals 0001/0002/0040	8290 / Goals 0001/0002/0040/0015	8290 / Goals 0001/0002/0040/0012	8290	
LOCAL DESCRIPTION (if any)	FD 12 FY 20-21	FD12 FY 19-20	FD 12 FY 19-20	FD 12 FY 20-21	FD 13	
AWARD						
1. Prior Year Carryover		251,879.33	1,804,651.12		6,189.87	4,122,209.74
2. a. Current Year Award	2,171,375.60			9,812,918.00		136,298,690.36
b. Transferability (ESSA)						-
c. Other Adjustments		-	-			190,720.86
d. Adj. Curr Yr Award (sum lines 2a+2b+2c)	2,171,375.60	-	-	9,812,918.00	-	136,489,411.22
3. Required Matching Funds/Other		-	-			-
4. Total Available Award (sum lines 1,2d, & 3)	2,171,375.60	251,879.33	1,804,651.12	9,812,918.00	6,189.87	140,611,620.96
REVENUES						-
5. Unearned Revenue Deferred from Prior Yr					4,007.97	268,605.17
6. Cash Received in Current Year	1,528,042.87	106,554.61	178,512.60	6,885,325.56	1,368.76	64,866,291.09
7. Contributed Matching Funds	-	-	-	-	-	(5,831,664.00)
8. Total Available (sum lines 5, 6, 7)	1,528,042.87	106,554.61	178,512.60	6,885,325.56	5,376.73	59,303,232.26
EXPENDITURES						-
Total Expenditures	1,643,546.02	102,855.22	172,475.94	7,301,965.88	5,376.73	73,024,593.76
Ob 47xx, 51xx, 6xxx, 7xxx (Excl 73x9) E	618.50			927.76		5,673,970.22
Indirects 73x9	**59,966.85**	**3,699.39**	**6,036.66**	**255,536.33**	**-**	2,384,931.09
Total Expenditures	1,703,512.874	106,554.610	178,512.600	7,557,502.214	5,376.73	75,409,524.85
9. Donor-Authorized Expenditures	1,703,512.87	106,554.61	178,512.60	7,557,502.21	5,376.73	75,409,524.85
10. Non-Donor Authorized Expenditures						-
11. Total Expenditures (lines 9 & 10)	1,703,512.87	106,554.61	178,512.60	7,557,502.21	5,376.73	75,409,524.85
12. Amounts Included in Line 6 above for Prior Year Adjustments						-
13. Calculation of Deferred Revenue or A/P, & A/R amounts (line 8 minus line 9 plus line 12)	(175,470.00)	-	0.00	(672,176.65)	-	(16,106,292.59)
a. Unearned Revenue	0.00	0.00	0.00	0.00	0.00	292,094.00
b. Accounts Payable	0.00	0.00	0.00	0.00	0.00	-
c. Accounts Receivable	175,470.00	0.00	0.00	672,176.65	0.00	16,398,386.59
14. Unused Grant Award Calculation (line 4 minus line 9)	467,862.73	145,324.72	1,626,138.52	2,255,415.79	813.14	65,202,096.11
15. If carryover is allowed, enter line 14 amount here	467,862.73	-	-	2,255,415.79	-	63,365,911.78
16. Reconciliation of Revenue (line 5 plus line 6 minus line 13a minus line 13b plus line 13c)	1,703,512.87	106,554.61	178,512.60	7,557,502.21	5,376.73	81,241,188.85

2020-2021 Unaudited Actuals
STATE GRANT AWARDS,
REVENUES, AND EXPENDITURES - ALL FUNDS
SCHEDULE FOR CATEGORICALS SUBJECT TO DEFERRAL OF UNEARNED REVENUES

STATE PROGRAM NAME	AFTER SCHOOL LEARNING Suffix EZ	GOVERNOR'S CTE INITIATIVE: CA PARTNERSHIP ACADEMIES	GOVERNOR'S CTE INITIATIVE: CA PARTNERSHIP ACADEMIES	CTEIG	CTEIG	CTEIG	K-12 STRONG WORKFORCE PROGRAM
STATE ID NUMBER (IF ANY)	23939-EZ	25220	25220				
RESOURCE CODE	6010	6385	6385	6387	6387	6387	6388
REVENUE OBJECT	8590 (0)	8590 (0)	8590 (0)	8590 (0)	8590 (1)	8590 (2)	8590(0)
LOCAL DESCRIPTION (if any)	RP 570	RP 405	RP 405 YR 1	RP 405	RP 405	RP 405	RP 405
AWARD							
1. Prior Year Carryover	-	26,652.00		353,452.63			6,642.00
2. a. Current Year Award	3,934,500.00		85,800.00		1,100,642.00	1,035,060.00	
b. Other Adjustments							
c. Adj. Curr Yr. Award (sum lines 2a & 2b)	3,934,500.00	-	85,800.00	-	1,100,642.00	1,035,060.00	-
3. Required Matching Funds/Other		-					
4. Total Available Award (sum lines 1, 2c & 3)	3,934,500.00	26,652.00	85,800.00	353,452.63	1,100,642.00	1,035,060.00	6,642.00
REVENUES							
5. Unearned Revenue Deferred from Prior Yr		26,652.00		353,452.63	0.00		0.00
6. Cash Received in Current Year	3,541,050.00		85,800.00		990,578.00	931,554.00	
7. Contributed Matching Funds	-	-	-	-	-	-	-
8. Total Available (sum lines 5, 6, 7)	3,541,050.00	26,652.00	85,800.00	353,452.63	990,578.00	931,554.00	-
EXPENDITURES							
Total Expenditures	3,160,913.79	25,499.43	82,089.55	338,167.46	841,329.73		
Ob 47xx, 51xx, 6xxx, 7xxx (Excl 73x9) Exp	**1,197.94**				**71,390.83**		
Indirects 73x9	**142,819.21**	**1,152.57**	**3,710.45**	**15,285.17**	**34,801.27**	**-**	
Total Expenditures	3,303,733.00	26,652.00	85,800.00	353,452.63	876,131.00	-	-
9. Donor-Authorized Expenditures	3,303,733.00	26,652.00	85,800.00	353,452.63	876,131.00	-	-
10. Non-Donor Authorized Expenditures							
11. Total Expenditures (lines 9 & 10)	3,303,733.00	26,652.00	85,800.00	353,452.63	876,131.00	-	-
12. Amounts Included in Line 6 above for Prior Year Adjustments							
13. Calculation of Unearned Revenue or A/P & A/R amounts (line 8 minus line 9 plus line 12)	237,317.00	-	-	-	114,447.00	931,554.00	-
a. Unearned Revenue	237,317.00	-	-	-	114,447.00	931,554.00	-
b. Accounts Payable	-	-	-	-	-	-	-
c. Accounts Receivable	-	-	-	-	-	-	-
14. Unused Grant Award Calculation (line 4 minus line 9)	630,767.00	-	-	-	224,511.00	1,035,060.00	6,642.00
15. If carryover is allowed, enter line 14 amount here	630,767.00	-	-	-	224,511.00	1,035,060.00	6,642.00
16. Reconciliation of Revenue (line 5 plus line 6 minus line 13a minus line 13b plus line 13c)	3,303,733.00	26,652.00	85,800.00	353,452.63	876,131.00	-	-

2020-2021 Unaudited Actuals
STATE GRANT AWARDS,
REVENUES, AND EXPENDITURES - ALL FUNDS
SCHEDULE FOR CATEGORICALS SUBJECT TO DEFERRAL OF UNEARNED REVENUES

STATE PROGRAM NAME	K-12 STRONG WORKFORCE PROGRAM	WORKABILITY	WORKABILITY	TUPE 6-12	TUPE 6-12	AGRICULTURE VOCATIONAL EDUCATION	CA PARTNERSHIP ACADEMY
STATE ID NUMBER (IF ANY)		24463	24463				23181
RESOURCE CODE	6388	6520	6520	6695	6695	7010	7220
REVENUE OBJECT	8590 (0)	8590 (0)	8590 (1)	8590	8590	8590	8590 (0)
LOCAL DESCRIPTION (if any)	RP 405 YR 1	Sub Fund 03	Sub Fund 03	RP 109 YR 0	RP 109 YR 1	RP 405	RP 405
AWARD							
1. Prior Year Carryover		31,717.00		74,419.00		-	
2. a. Current Year Award	426,982.00		445,725.00		346,364.00	4,128.00	143,258.00
b. Other Adjustments							
c. Adj. Curr Yr. Award (sum lines 2a & 2b)	426,982.00	-	445,725.00	-	346,364.00	4,128.00	143,258.00
3. Required Matching Funds/Other							-
4. Total Available Award (sum lines 1, 2c & 3)	426,982.00	31,717.00	445,725.00	74,419.00	346,364.00	4,128.00	143,258.00
REVENUES							
5. Unearned Revenue Deferred from Prior Yr							
6. Cash Received in Current Year	298,887.40	-	-	16,565.00	173,182.00	4,128.00	143,258.00
7. Contributed Matching Funds	-	-	-	-	-	-	-
8. Total Available (sum lines 5, 6, 7)	298,887.40	-	-	16,565.00	173,182.00	4,128.00	143,258.00
EXPENDITURES							
Total Expenditures	112,122.52	30,345.86	337,397.03	15,849.30	301,588.22	4,128.00	137,062.76
Ob 47xx, 51xx, 6xxx, 7xxx (Excl 73x9) Exp							
Indirects 73x9	**5,067.48**	**1,371.14**	**15,249.97**	**715.70**	**13,631.78**		**6,195.24**
Total Expenditures	117,190.00	31,717.00	352,647.00	16,565.00	315,220.00	4,128.00	143,258.00
9. Donor-Authorized Expenditures	117,190.00	31,717.00	352,647.00	16,565.00	315,220.00	4,128.00	143,258.00
10. Non-Donor Authorized Expenditures							
11. Total Expenditures (lines 9 & 10)	117,190.00	31,717.00	352,647.00	16,565.00	315,220.00	4,128.00	143,258.00
12. Amounts Included in Line 6 above for Prior Year Adjustments							
13. Calculation of Unearned Revenue or A/P & A/R amounts (line 8 minus line 9 plus line 12)	181,697.40	(31,717.00)	(352,647.00)	-	(142,038.00)	-	-
a. Unearned Revenue	181,697.40	-	-	-	-	-	-
b. Accounts Payable	-	-	-	-	-	-	-
c. Accounts Receivable	-	31,717.00	352,647.00	-	142,038.00	-	-
14. Unused Grant Award Calculation (line 4 minus line 9)	309,792.00	-	93,078.00	57,854.00	31,144.00	-	-
15. If carryover is allowed, enter line 14 amount here	309,792.00	-	-	-	-	-	-
16. Reconciliation of Revenue (line 5 plus line 6 minus line 13a minus line 13b plus line 13c)	117,190.00	31,717.00	352,647.00	16,565.00	315,220.00	4,128.00	143,258.00

2020-2021 Unaudited Actuals
STATE GRANT AWARDS,
REVENUES, AND EXPENDITURES - ALL FUNDS
SCHEDULE FOR CATEGORICALS SUBJECT TO DEFERRAL OF UNEARNED REVENUES

STATE PROGRAM NAME	CA PARTNERSHIP ACADEMY	IN-PERSON INSTRUCTION (IPI) GRANT	STRS ON-BEHALF PENSION CONTRIBUTIONS	CA SCALE UP MTSS (SUMS) INITIATIVE	EARY LITERACY SUPPORT BLOCK	ELLP REFUGEE	ELLP REFUGEE
STATE ID NUMBER (IF ANY)	23181	25560	10137	25349			
RESOURCE CODE	7220	7422	7690	7810	7811	7812	7812
REVENUE OBJECT	8591 (2)	8590	8590	8590(0)	8590(0)	8590(0)	8590(1)
LOCAL DESCRIPTION (if any)	RP 406	FD 01	FD 01	RP 620	RP346	RP412	RP412
AWARD							
1. Prior Year Carryover	-	-	-	9,857.00		69,563.00	
2. a. Current Year Award	155,340.00	14,002,247.00	20,379,192.00		613,140.00		110,000.00
b. Other Adjustments		-	-	-	-		-
c. Adj. Curr Yr. Award (sum lines 2a & 2b)	155,340.00	14,002,247.00	20,379,192.00	-	613,140.00	-	110,000.00
3. Required Matching Funds/Other							
4. Total Available Award (sum lines 1, 2c & 3)	155,340.00	14,002,247.00	20,379,192.00	9,857.00	613,140.00	69,563.00	110,000.00
REVENUES							
5. Unearned Revenue Deferred from Prior Yr				9,857.00			
6. Cash Received in Current Year	77,670.00	6,002,470.00	20,379,192.00		50,000.00	35,373.62	-
7. Contributed Matching Funds	-	-	-	-	-	-	-
8. Total Available (sum lines 5, 6, 7)	77,670.00	6,002,470.00	20,379,192.00	9,857.00	50,000.00	35,373.62	-
EXPENDITURES							
Total Expenditures		9,015,544.50	20,379,192.00	9,430.73	4,135.92	66,554.73	105,243.02
Ob 47xx, 51xx, 6xxx, 7xxx (Excl 73x9) Exp						-	
Indirects 73x9	**-**	**407,502.50**		**426.27**	**187.08**	**3,008.27**	**4,756.98**
Total Expenditures	-	9,423,047.00	20,379,192.00	9,857.00	4,323.00	69,563.00	110,000.00
9. Donor-Authorized Expenditures	-	9,423,047.00	20,379,192.00	9,857.00	4,323.00	69,563.00	110,000.00
10. Non-Donor Authorized Expenditures							
11. Total Expenditures (lines 9 & 10)	-	9,423,047.00	20,379,192.00	9,857.00	4,323.00	69,563.00	110,000.00
12. Amounts Included in Line 6 above for Prior Year Adjustments							
13. Calculation of Unearned Revenue or A/P & A/R amounts (line 8 minus line 9 plus line 12)	77,670.00	(3,420,577.00)	-	-	45,677.00	(34,189.38)	(110,000.00)
a. Unearned Revenue	77,670.00	-	-	-	45,677.00	-	-
b. Accounts Payable	-	-	-	-	-	-	-
c. Accounts Receivable	-	3,420,577.00	-	-	-	34,189.38	110,000.00
14. Unused Grant Award Calculation (line 4 minus line 9)	155,340.00	4,579,200.00	-	-	608,817.00	-	-
15. If carryover is allowed, enter line 14 amount here	155,340.00	4,579,200.00	-	-	608,817.00	-	-
16. Reconciliation of Revenue (line 5 plus line 6 minus line 13a minus line 13b plus line 13c)	-	9,423,047.00	20,379,192.00	9,857.00	4,323.00	69,563.00	110,000.00

2020-2021 Unaudited Actuals
STATE GRANT AWARDS,
REVENUES, AND EXPENDITURES - ALL FUNDS
SCHEDULE FOR CATEGORICALS SUBJECT TO DEFERRAL OF UNEARNED REVENUES

STATE PROGRAM NAME	STRS ON-BEHALF PENSION CONTRIBUTIONS	STRS ON-BEHALF PENSION CONTRIBUTIONS	CALIFORNIA STATE PRESCHOOL	STRS ON-BEHALF PENSION CONTRIBUTIONS	STRS ON-BEHALF PENSION CONTRIBUTIONS	STRS ON-BEHALF PENSION CONTRIBUTIONS	TOTAL
STATE ID NUMBER (IF ANY)	10137	10137	CSPP-7409	10137	10137	10137	
RESOURCE CODE	7690	7690	6105-0010	7690	7690	7690	
REVENUE OBJECT	8590	8590	8590	8590	8590	8590	
LOCAL DESCRIPTION (if any)	FD 09/Choices	FD 11	FD 12	FD 12	FD 14	FD 21	
AWARD							
1. Prior Year Carryover	-	-	-	-	-	-	572,302.63
2. a. Current Year Award	141,043.00	77,666.00	3,135,496.00	685,058.00	1,090.00	8,612.00	46,831,343.00
b. Other Adjustments	-	-	-	-	-	-	-
c. Adj. Curr Yr. Award (sum lines 2a & 2b)	141,043.00	77,666.00	3,135,496.00	685,058.00	1,090.00	8,612.00	46,831,343.00
3. Required Matching Funds/Other			-				-
4. Total Available Award (sum lines 1, 2c & 3)	141,043.00	77,666.00	3,135,496.00	685,058.00	1,090.00	8,612.00	47,403,645.63
REVENUES							-
5. Unearned Revenue Deferred from Prior Yr			0.00				389,961.63
6. Cash Received in Current Year	141,043.00	77,666.00	3,128,812.00	685,058.00	1,090.00	8,612.00	36,771,989.02
7. Contributed Matching Funds	-	-		-	-	-	-
8. Total Available (sum lines 5, 6, 7)	141,043.00	77,666.00	3,128,812.00	685,058.00	1,090.00	8,612.00	37,161,950.65
EXPENDITURES							-
Total Expenditures	141,043.00	77,666.00	2,999,940.61	685,058.00	1,090.00	8,612.00	38,880,004.16
Ob 47xx, 51xx, 6xxx, 7xxx (Excl 73x9) Exp			**927.76**				73,516.53
Indirects 73x9			**135,555.39**				**791,436.47**
Total Expenditures	141,043.00	77,666.00	3,135,496.00	685,058.00	1,090.00	8,612.00	39,671,440.63
9. Donor-Authorized Expenditures	141,043.00	77,666.00	3,135,496.00	685,058.00	1,090.00	8,612.00	39,671,440.63
10. Non-Donor Authorized Expenditures							-
11. Total Expenditures (lines 9 & 10)	141,043.00	77,666.00	3,135,496.00	685,058.00	1,090.00	8,612.00	39,671,440.63
12. Amounts Included in Line 6 above for Prior Year Adjustments							-
13. Calculation of Unearned Revenue or A/P & A/R amounts (line 8 minus line 9 plus line 12)	-	-	(6,684.00)	-	-	-	(2,509,489.98)
a. Unearned Revenue	-	-	-	-	-	-	1,588,362.40
b. Accounts Payable	-	-	-	-	-	-	-
c. Accounts Receivable	-	-	6,684.00	-	-	-	4,097,852.38
14. Unused Grant Award Calculation (line 4 minus line 9)	-	-	-	-	-	-	7,732,205.00
15. If carryover is allowed, enter line 14 amount here	-	-	-	-	-	-	7,550,129.00
16. Reconciliation of Revenue (line 5 plus line 6 minus line 13a minus line 13b plus line 13c)	141,043.00	77,666.00	3,135,496.00	685,058.00	1,090.00	8,612.00	39,671,440.63

2020-2021 Unaudited Actuals
LOCAL GRANT AWARDS,
REVENUES, AND EXPENDITURES - ALL FUNDS
SCHEDULE FOR CATEGORICALS SUBJECT TO DEFERRAL OF UNEARNED REVENUES

LOCAL PROGRAM NAME	CLASSIFIED SCHOOL EMPLOYEE	FOSTER YOUTH ILP	STIG-KAISER PERM GRANT	ACTIVE TRANSPORTATION PROGRAM (ATP)	TDM INNOVATIONS GRANT	WHITE HOUSE MEDI-CAL	WHITE HOUSE MEDI-CAL REIM
RESOURCE CODE	8186	8251	8298	8347	8437	8480	8481
REVENUE OBJECT	8590	8677 (0)	8699	8590	8699	8699 (0)	8699
LOCAL DESCRIPTION (if any)	RP 220	RP 410	RP 102	RP 530	RP 105	RP 102/GO 0000	RP 112
AWARD							
1. Prior Year Carryover	33,474.97	-	19,943.00			93,681.36	
2. a. Current Year Award		99,999.00	-	397,000.00	6,690.00		11,467.62
b. Other Adjustments					619.12		
c. Adj. Curr Year Award (sum lines 2a & 2b)	-	99,999.00	-	397,000.00	7,309.12	-	11,467.62
3. Required Matching Funds/Other						-	-
4. Total Available Award (sum lines 1c, 2c & 3)	33,474.97	99,999.00	19,943.00	397,000.00	7,309.12	93,681.36	11,467.62
REVENUES							
5. Unearned Revenue Deferred from Prior Year		-	19,943.00		619.12	93,681.36	
6. Cash Received in Current Year	33,474.97	99,999.00	-	-	6,690.00		11,467.62
7. Contributed Matching Funds	-	-	-	-	-	-	-
8. Total Available (sum lines 5, 6, 7)	33,474.97	99,999.00	19,943.00	-	7,309.12	93,681.36	11,467.62
EXPENDITURES							
Total Expenditures	30,500.00	95,675.00	19,080.56	11,700.22	7,309.12	-	-
Ob 47xx, 51xx, 6xxx, 7xxx (Excl 73x9) Exp					-	-	-
Indirects 73x9	-	**4,324.00**	**862.44**	**528.78**		-	-
Total Expenditures	30,500.00	99,999.00	19,943.00	12,229.00	7,309.12	-	-
9. Donor-Authorized Expenditures	30,500.00	99,999.00	19,943.00	12,229.00	7,309.12	-	-
10. Non-Donor Authorized Expenditures							
11. Total Expenditures (lines 9 & 10)	30,500.00	99,999.00	19,943.00	12,229.00	7,309.12	-	-
12. Amounts Included in Line 6 above for Prior Year Adjustment	-	-			-	-	-
13. Calculation of Unearned Revenue or A/P, & A/R amounts (line 8 minus line 9 plus line 12)	2,974.97	-	-	(12,229.00)	-	93,681.36	11,467.62
a. Unearned Revenue	0.00	0.00	0.00	0.00	0.00	93,681.36	11,467.62
b. Accounts Payable	2,974.97	0.00	0.00	0.00	0.00	0.00	0.00
c. Accounts Receivable	0.00	0.00	0.00	12,229.00	0.00	0.00	0.00
14. Unused Grant Award Calculation (Line 4 minus line 9)	2,974.97	-	-	384,771.00	-	93,681.36	11,467.62
15. If carryover is allowed, enter line 14 amount here		-		384,771.00		93,681.36	11,467.62
16. Reconciliation of Revenue (line 5 plus line 6 minus line 13a minus line 13b plus line 13c)	30,500.00	99,999.00	19,943.00	12,229.00	7,309.12	-	-

2020-2021 Unaudited Actuals
LOCAL GRANT AWARDS,
REVENUES, AND EXPENDITURES - ALL FUNDS
SCHEDULE FOR CATEGORICALS SUBJECT TO DEFERRAL OF UNEARNED REVENUES

LOCAL PROGRAM NAME	QRIS-Raising Quality Together	SCHOOL READINESS 1ST FIVE COMMISSION	TOTAL
RESOURCE CODE	8337	8348	
REVENUE OBJECT	8699	8699 (5)	
LOCAL DESCRIPTION (if any)	FD 12 RP 305	FD 12	
AWARD			
1. Prior Year Carryover	206,419.13	-	353,518.46
2. a. Current Year Award	151,858.35	415,829.00	1,082,843.97
b. Other Adjustments		-	619.12
c. Adj. Curr Year Award (sum lines 2a & 2b)	151,858.35	415,829.00	1,083,463.09
3. Required Matching Funds/Other		3,824.08	3,824.08
4. Total Available Award (sum lines 1c, 2c & 3)	358,277.48	419,653.08	1,440,805.63
REVENUES			-
5. Unearned Revenue Deferred from Prior Year	206,419.13		320,662.61
6. Cash Received in Current Year	151,858.35	257,729.56	561,219.50
7. Contributed Matching Funds	-	3,824.08	3,824.08
8. Total Available (sum lines 5, 6, 7)	358,277.48	261,553.64	885,706.19
EXPENDITURES			-
Total Expenditures	95,064.69	364,002.89	623,332.48
Ob 47xx, 51xx, 6xxx, 7xxx (Excl 73x9) Exp			-
Indirects 73x9		**14,014.19**	19,729.41
Total Expenditures	95,064.69	378,017.08	643,061.89
9. Donor-Authorized Expenditures	95,064.69	374,193.00	639,237.81
10. Non-Donor Authorized Expenditures		**3,824.08**	3,824.08
11. Total Expenditures (lines 9 & 10)	95,064.69	378,017.08	643,061.89
12. Amounts Included in Line 6 above for Prior Year Adjustment			-
13. Calculation of Unearned Revenue or A/P, & A/R amounts (line 8 minus line 9 plus line 12)	263,212.79	(116,463.44)	242,644.30
a. Unearned Revenue	263,212.79	0.00	368,361.77
b. Accounts Payable	0.00	0.00	2,974.97
c. Accounts Receivable	0.00	116,463.44	128,692.44
14. Unused Grant Award Calculation (Line 4 minus line 9)	263,212.79	41,636.00	797,743.74
15. If carryover is allowed, enter line 14 amount here	263,212.79		753,132.77
16. Reconciliation of Revenue (line 5 plus line 6 minus line 13a minus line 13b plus line 13c)	95,064.69	374,193.00	639,237.81

2020-21 Unaudited Actuals
FEDERAL AWARDS
REVENUES AND EXPENDITURES - ALL FUNDS
SCHEDULE FOR CATEGORICALS SUBJECT TO RESTRICTED ENDING BALANCES

FEDERAL PROGRAM NAME	MEDI-CAL BILLING OPTION	CRRSA	CCFP	CHILD NUTRITION	CHILD NUTRITION	COVID MEAL REIMBURSEMENT	TOTALS
FEDERAL CATALOG NUMBER	93.778		10.558	10.555			
RESOURCE CODE	5640	5058	5320	5310	5312	5316	
REVENUE OBJECT	8290	8220	8220/8520	822x/8520/86xx	822x/8520/86xx	822x	
LOCAL DESCRIPTION (if any)	RP 103, 211	FD 12	FD 12	FD 13	FD 13	FD 13	
AWARD							
1. Prior Year Restricted Ending Balance	1,467,047.00			3,982,588.82	20,298.00		5,469,933.82
2. a. Current Year Award	551,746.29	423,360.00	37,519.52	6,151,689.45		344,853.75	7,509,169.01
b. Other Adjustments		-	-				-
c. Adj. Curr Year Award (sum lines 2a and 2b)	551,746.29	423,360.00	37,519.52	6,151,689.45	-	344,853.75	7,509,169.01
3. Required Matching Funds/Other			41,555.99	3,500,000.00			3,541,555.99
4. Total Available Award (sum lines 1,2c, & 3)	2,018,793.29	423,360.00	79,075.51	13,634,278.27	20,298.00	344,853.75	16,520,658.82
REVENUES							
5. Cash Received in Current Year	551,746.29	423,360.00	30,261.17	4,539,286.43	-	344,853.75	5,889,507.64
6. Amounts Included in Line 5 for Prior Year Adjustments					-		-
7. a. Accounts Receivable (line 2c minus lines 5 & 6)	-		7,258.35	1,612,403.02	-	-	1,619,661.37
b. Noncurrent Accounts Receivable							-
c. Current Accounts Receivable (line 7a minus line 7b)	-		7,258.35	1,612,403.02	-	-	1,619,661.37
8. Contributed Matching Funds	-		41,555.99	3,500,000.00	-	-	3,541,555.99
9. Total Available (sum of lines 5,7c, & 8)	551,746.29	423,360.00	79,075.51	9,651,689.45	-	344,853.75	11,050,725.00
EXPENDITURES							-
Total Expenditures	1,064,780.68	-	77,425.70	10,517,274.03	-	329,940.44	11,989,420.85
Ob 47xx, 51xx, 6xxx, 7xxx (Excl 73x9) Exp	**83,481.65**		**40,925.49**	**2,725,726.43**			2,850,133.57
Indirects 73x9	**-**		**1,649.81**	**352,178.24**	**-**	**14,913.31**	**368,741.36**
Total Expenditures (row 22 plus row 24)	1,064,780.68	-	79,075.51	10,869,452.27	-	344,853.75	12,358,162.21
10. Donor-Authorized Expenditures	1,064,780.68	-	79,075.51	10,869,452.27	-	344,853.75	12,358,162.21
11. Non-Donor Authorized Expenditures							-
12. Total Expenditures (Line 10 plus Line 11)	1,064,780.68	-	79,075.51	10,869,452.27	-	344,853.75	12,358,162.21
RESTRICTED ENDING BALANCE							-
13. Current Year (line 4 minus line 10)	954,012.61	423,360.00	-	2,764,826.00	20,298.00	-	4,162,496.61

2020-2021 Unaudited Actuals
STATE AWARDS,
REVENUES, AND EXPENDITURES - ALL FUNDS
SCHEDULE FOR CATEGORICALS SUBJECT TO RESTRICTED ENDING BALANCES

STATE PROGRAM NAME	ROC/P APPORTIONMENT	TRANSPORTATION	LCFF Supplemental	LCFF SUPPLMNTAL CO	LCFF CONCENTRATION C/O	LOTTERY	EDUCATION PROTECTION ACCOUNT
RESOURCE CODE	0029	0704	0710	0711	0713	1100	1400
REVENUE OBJECT	8782	8091/8689/8982	8091	8980	8980	8560	8012
LOCAL DESCRIPTION (if any)	RP 405	RP 211 & 242				RP 502	
AWARD							
1. Prior Year Restricted Ending Balance		-	-	3,797,152.00	533,260.00	-	-
2. a. Current Year Award	-	5,230,781.00	34,781,689.00			6,636,561.16	106,217,911.00
b. Other Adjustments		-		-	-		
c. Adj Curr Yr Award (sum lines 2a & 2b)	-	5,230,781.00	34,781,689.00	-	-	6,636,561.16	106,217,911.00
3. Required Matching Funds/Other	1,438,485.00	4,010,223.09	(4,202,409.00)	1,202,409.00		(123,103.82)	
4. Total Available Award (sum lines 1, 2c, & 3)	1,438,485.00	9,241,004.09	30,579,280.00	4,999,561.00	533,260.00	6,513,457.34	106,217,911.00
REVENUES							
5. Cash Received in Current Year	-	5,225,422.52	34,781,689.00			5,373,404.36	106,148,145.00
6. Amounts included in Line 5 for Prior Year Adjustments							
7. a. Accounts Receivable (line 2c minus lines 5 & 6)	-	5,358.48	-	-	-	1,263,156.80	69,766.00
b. Noncurrent Accounts Receivable							
c. Current Accounts Receivable Line 7a minus line 7b	-	5,358.48	-	-	-	1,263,156.80	69,766.00
8. Contributed Matching Funds	1,438,485.00	4,010,223.09	(4,202,409.00)	1,202,409.00	-	(123,103.82)	-
9. Total Available (sum of lines 5, 7c, & 8)	1,438,485.00	9,241,004.09	30,579,280.00	1,202,409.00	-	6,513,457.34	106,217,911.00
EXPENDITURES							
Total Expenditures	1,438,485.00	8,855,108.01	29,270,082.60	1,743,289.17	-	6,513,457.34	106,217,911.00
Ob 47xx, 51xx,6xxx,7xxx (Excl 73x9) Exp		317,584.17	305,539.00	3,138.00	-		
Indirects 73x9	**-**	**385,896.08**	**1,309,197.40**	**78,654.83**	**-**	**-**	**-**
Total Expenditures (row 28 plus row 30)	1,438,485.00	9,241,004.09	30,579,280.00	1,821,944.00	-	6,513,457.34	106,217,911.00
10. Donor-Authorized Expenditures	1,438,485.00	9,241,004.09	30,579,280.00	1,821,944.00	-	6,513,457.34	106,217,911.00
11. Non-Donor Authorized Expenditures							
12. Total Expenditures (Line 10 plus Line 11)	1,438,485.00	9,241,004.09	30,579,280.00	1,821,944.00	-	6,513,457.34	106,217,911.00
RESTRICTED ENDING BALANCE							
13. Current Year (line 4 minus line 10)	-	-	-	3,177,617.00	533,260.00	-	-

2020-2021 Unaudited Actuals
STATE AWARDS,
REVENUES, AND EXPENDITURES - ALL FUNDS
SCHEDULE FOR CATEGORICALS SUBJECT TO RESTRICTED ENDING BALANCES

STATE PROGRAM NAME	LOTTERY, INSTR MAT	VOCATIONAL ED LOTTERY	SPECIAL EDUCATION	SPECIAL EDUCATION	SPECIAL EDUCATION	LEARNING COMM FOR SCHOOL SUCCESS	LEARNING COMM FOR SCHOOL SUCCESS
RESOURCE CODE	6300	6305	6500	6501	6546	7085	7085
REVENUE OBJECT	8560	8560	8311	8311(0)	8590 (2)	8590 (0)	8590 (1)
LOCAL DESCRIPTION (if any)	RP 700		Sub Fund 03	Sub Fund 03	Sub Fund 03	RP 105	RP 105
AWARD							
1. Prior Year Restricted Ending Balance		122,740.00	-	-		119,131.00	
2. a. Current Year Award	1,827,724.86	-	34,615,012.00	1,177,467.00	2,963,119.00	-	631,058.00
b. Other Adjustments	-		(4,640,703.31)		(368,489.00)	-	
c. Adj Curr Yr Award (sum lines 2a & 2b)	1,827,724.86	-	29,974,308.69	1,177,467.00	2,594,630.00	-	631,058.00
3. Required Matching Funds/Other			31,692,506.31	880,166.00	-		
4. Total Available Award (sum lines 1, 2c, & 3)	1,827,724.86	122,740.00	61,666,815.00	2,057,633.00	2,594,630.00	119,131.00	631,058.00
REVENUES							
5. Cash Received in Current Year	1,465,409.70	-	18,794,154.69	1,177,467.00	2,594,630.00	-	631,058.00
6. Amounts included in Line 5 for Prior Year Adjustments	-		-	-			
7. a. Accounts Receivable (line 2c minus lines 5 & 6)	362,315.16	-	11,180,154.00	-	-	-	-
b. Noncurrent Accounts Receivable	-						
c. Current Accounts Receivable Line 7a minus line 7b	362,315.16	-	11,180,154.00	-	-	-	-
8. Contributed Matching Funds	-	-	31,692,506.31	880,166.00	-	-	-
9. Total Available (sum of lines 5, 7c, & 8)	1,827,724.86	-	61,666,815.00	2,057,633.00	2,594,630.00	-	631,058.00
EXPENDITURES							
Total Expenditures	1,827,724.86	-	59,156,211.90	1,968,650.07	2,482,424.00	114,063.00	291,573.19
Ob 47xx, 51xx,6xxx,7xxx (Excl 73x9) Exp	-		3,611,894.93			1,937.42	5,250.00
Indirects 73x9	**-**	**-**	**2,510,603.10**	**88,982.93**	**112,206.00**	**5,068.00**	**12,941.81**
Total Expenditures (row 28 plus row 30)	1,827,724.86	-	61,666,815.00	2,057,633.00	2,594,630.00	119,131.00	304,515.00
10. Donor-Authorized Expenditures	1,827,724.86	-	61,666,815.00	2,057,633.00	2,594,630.00	119,131.00	304,515.00
11. Non-Donor Authorized Expenditures							
12. Total Expenditures (Line 10 plus Line 11)	1,827,724.86	-	61,666,815.00	2,057,633.00	2,594,630.00	119,131.00	304,515.00
RESTRICTED ENDING BALANCE							
13. Current Year (line 4 minus line 10)	-	122,740.00	-	-	-	-	326,543.00

2020-2021 Unaudited Actuals
STATE AWARDS,
REVENUES, AND EXPENDITURES - ALL FUNDS
SCHEDULE FOR CATEGORICALS SUBJECT TO RESTRICTED ENDING BALANCES

STATE PROGRAM NAME	CLASS SCHOOL EMPLOYEE PD GRANT	SB 117 COVID-19 LEA RESPONSE FUNDS	STATE LEARNING MITIGATION	EXPANDED LEARNING OPP	ELO-PARA PROFESSIONAL	LOW PERFORMING STUDENTS BLOCK	CALNEW
RESOURCE CODE	7311	7388	7420	7425	7426	7510	7814
REVENUE OBJECT	8590	8590	8590	8590	8590	8590	8590
LOCAL DESCRIPTION (if any)	RP 030/530		FD 01	FD 01	FD 01	FD 01	FD 01
AWARD							
1. Prior Year Restricted Ending Balance	269,877.00	653,848.00				2,260,415.00	-
2. a. Current Year Award	-		3,122,205.00	12,606,376.00	2,532,964.00	-	576,812.00
b. Other Adjustments		-				-	-
c. Adj Curr Yr Award (sum lines 2a & 2b)	-	-	3,122,205.00	12,606,376.00	2,532,964.00	-	576,812.00
3. Required Matching Funds/Other							
4. Total Available Award (sum lines 1, 2c, & 3)	269,877.00	653,848.00	3,122,205.00	12,606,376.00	2,532,964.00	2,260,415.00	576,812.00
REVENUES							
5. Cash Received in Current Year	-		3,122,205.00	12,335,802.00	1,264,312.00	-	440,939.39
6. Amounts included in Line 5 for Prior Year Adjustments							
7. a. Accounts Receivable (line 2c minus lines 5 & 6)	-	-	-	270,574.00	1,268,652.00	-	135,872.61
b. Noncurrent Accounts Receivable							-
c. Current Accounts Receivable Line 7a minus line 7b	-	-	-	270,574.00	1,268,652.00	-	135,872.61
8. Contributed Matching Funds	-	-	-	-	-	-	-
9. Total Available (sum of lines 5, 7c, & 8)	-	-	3,122,205.00	12,606,376.00	2,532,964.00	-	576,812.00
EXPENDITURES							
Total Expenditures	73,645.00	624,944.62	2,987,183.46	689,980.00	-	2,169,000.00	551,867.59
Ob 47xx, 51xx,6xxx,7xxx (Excl 73x9) Exp						146,537.00	-
Indirects 73x9	**-**	**28,247.38**	**135,021.54**			**91,415.00**	**24,944.41**
Total Expenditures (row 28 plus row 30)	73,645.00	653,192.00	3,122,205.00	689,980.00	-	2,260,415.00	576,812.00
10. Donor-Authorized Expenditures	73,645.00	653,192.00	3,122,205.00	689,980.00	-	2,260,415.00	576,812.00
11. Non-Donor Authorized Expenditures							
12. Total Expenditures (Line 10 plus Line 11)	73,645.00	653,192.00	3,122,205.00	689,980.00	-	2,260,415.00	576,812.00
RESTRICTED ENDING BALANCE							
13. Current Year (line 4 minus line 10)	196,232.00	656.00	-	11,916,396.00	2,532,964.00	-	-

2020-2021 Unaudited Actuals
STATE AWARDS,
REVENUES, AND EXPENDITURES - ALL FUNDS
SCHEDULE FOR CATEGORICALS SUBJECT TO RESTRICTED ENDING BALANCES

STATE PROGRAM NAME	CHOICES CHARTER SCHOOL	LOTTERY	EDUCATION PROTECTION ACCOUNT	SPECIAL EDUCATION	LOTTERY -- INST. MAT	STATE LEARNING MITIGATION	EXPANDED LEARNING OPP
RESOURCE CODE	0308	1100	1400	6500	6300	7420	7425
REVENUE OBJECT	8980	8560	8012	8311	8560	8590	8590
LOCAL DESCRIPTION (if any)	FD 09 SF 8	FD 09 CHOICES	FD 09 CHOICES	FD09 SF8 CHOICES	FD 09 CHOICES	FD 09 CHOICES	FD 09 CHOICES
AWARD							
1. Prior Year Restricted Ending Balance	1,207,223.11	-	-	-	3,715.86		
2. a. Current Year Award	1,809,255.00	47,699.64	1,014,734.00	117,908.00	20,596.17	24,277.00	182,449.00
b. Other Adjustments	19,714.00	-	875.00	(62.28)			(91,224.00)
c. Adj Curr Yr Award (sum lines 2a & 2b)	1,828,969.00	47,699.64	1,015,609.00	117,845.72	20,596.17	24,277.00	91,225.00
3. Required Matching Funds/Other	(73,416.31)		-	63,510.32			
4. Total Available Award (sum lines 1, 2c, & 3)	2,962,775.80	47,699.64	1,015,609.00	181,356.04	24,312.03	24,277.00	91,225.00
REVENUES							
5. Cash Received in Current Year	1,732,400.00	38,208.75	1,015,609.00	117,845.72	10,593.61	24,277.00	91,225.00
6. Amounts included in Line 5 for Prior Year Adjustments		-		-			
7. a. Accounts Receivable (line 2c minus lines 5 & 6)	96,569.00	9,490.89	-	-	10,002.56	-	-
b. Noncurrent Accounts Receivable							
c. Current Accounts Receivable Line 7a minus line 7b	96,569.00	9,490.89	-	-	10,002.56	-	-
8. Contributed Matching Funds	(73,416.31)	-	-	63,510.32	-	-	-
9. Total Available (sum of lines 5, 7c, & 8)	1,755,552.69	47,699.64	1,015,609.00	181,356.04	20,596.17	24,277.00	91,225.00
EXPENDITURES							
Total Expenditures	1,700,254.22	47,699.64	1,015,609.00	173,513.24	2,591.82	23,227.13	
Ob 47xx, 51xx,6xxx,7xxx (Excl 73x9) Exp	-						
Indirects 73x9		-	-	**7,842.80**	-	**1,049.87**	-
Total Expenditures (row 28 plus row 30)	1,700,254.22	47,699.64	1,015,609.00	181,356.04	2,591.82	24,277.00	-
10. Donor-Authorized Expenditures	1,700,254.22	47,699.64	1,015,609.00	181,356.04	2,591.82	24,277.00	-
11. Non-Donor Authorized Expenditures							
12. Total Expenditures (Line 10 plus Line 11)	1,700,254.22	47,699.64	1,015,609.00	181,356.04	2,591.82	24,277.00	-
RESTRICTED ENDING BALANCE							
13. Current Year (line 4 minus line 10)	1,262,521.58	-	-	-	21,720.21	-	91,225.00

2020-2021 Unaudited Actuals
STATE AWARDS,
REVENUES, AND EXPENDITURES - ALL FUNDS
SCHEDULE FOR CATEGORICALS SUBJECT TO RESTRICTED ENDING BALANCES

STATE PROGRAM NAME	ELO-PARA PROFESSIONAL	LOW PERF STUDENTS BLOCK GRANT	MENTAL HEALTH SERVICES	SPECIAL EDUCATION	ADULT ED UNRESTRICTED	ADULT ED APPRENTICE SHIP	CALWORKS
RESOURCE CODE	7426	7510	6546	6500	0000	0100	6371
REVENUE OBJECT	8590	8590	8587 (2)	8311	8091	8311	8590
LOCAL DESCRIPTION (if any)	FD 09 CHOICES	FD 09 CHOICES	FD 10 sf 03 VIE	FD 10	FD 11 RP 415	FD 11	FD 11
AWARD							
1. Prior Year Restricted Ending Balance				-	35,089.98	0.00	915,933.00
2. a. Current Year Award	19,605.00	-			9,680.00	824,513.00	501,668.00
b. Other Adjustments	(9,803.00)		368,489.00	4,420,992.59	-		
c. Adj Curr Yr Award (sum lines 2a & 2b)	9,802.00	-	368,489.00	4,420,992.59	9,680.00	824,513.00	501,668.00
3. Required Matching Funds/Other						-	
4. Total Available Award (sum lines 1, 2c, & 3)	9,802.00	-	368,489.00	4,420,992.59	44,769.98	824,513.00	1,417,601.00
REVENUES							
5. Cash Received in Current Year	9,802.00	-	368,489.00	4,420,992.59	5,585.00	824,513.00	-
6. Amounts included in Line 5 for Prior Year Adjustments							
7. a. Accounts Receivable (line 2c minus lines 5 & 6)	-	-	-	- -	- 4,095.00	-	501,668.00
b. Noncurrent Accounts Receivable							
c. Current Accounts Receivable Line 7a minus line 7b	-	-	-	-	4,095.00	-	501,668.00
8. Contributed Matching Funds	-	-		-	-	-	-
9. Total Available (sum of lines 5, 7c, & 8)	9,802.00	-	368,489.00	4,420,992.59	9,680.00	824,513.00	501,668.00
EXPENDITURES							
Total Expenditures			368,489.00	4,420,992.59	-	824,513.00	120,000.00
Ob 47xx, 51xx,6xxx,7xxx (Excl 73x9) Exp							
Indirects 73x9	-			-			
Total Expenditures (row 28 plus row 30)	-	-	368,489.00	4,420,992.59	-	824,513.00	120,000.00
10. Donor-Authorized Expenditures	-	-	368,489.00	4,420,992.59	-	824,513.00	120,000.00
11. Non-Donor Authorized Expenditures							
12. Total Expenditures (Line 10 plus Line 11)	-	-	368,489.00	4,420,992.59	-	824,513.00	120,000.00
RESTRICTED ENDING BALANCE							
13. Current Year (line 4 minus line 10)	9,802.00	-	-	-	44,769.98	-	1,297,601.00

2020-2021 Unaudited Actuals
STATE AWARDS,
REVENUES, AND EXPENDITURES - ALL FUNDS
SCHEDULE FOR CATEGORICALS SUBJECT TO RESTRICTED ENDING BALANCES

STATE PROGRAM NAME	ADULT ED BLOCK GRANT/CAEP	ADULT ED BLOCK GRANT/CAEP	STATE CTR BASED RESERVE	NUTRN:COVID STATE SUPPL MEAL REIMBURSEMENT	CALIFORNIA CLEAN ENERGY JOBS ACT	TOTAL
RESOURCE CODE	6391	6391	6130	7027	6230	
REVENUE OBJECT	8590 (0)	8590 (1)	8996	8520	8590	
LOCAL DESCRIPTION (if any)	FD 11	FD 11 YR 1	FD 12	FD 13	FD 40 SF 5	
AWARD						
1. Prior Year Restricted Ending Balance	535,796.63		246,271.26		146,247.13	10,846,699.97
2. a. Current Year Award		1,663,611.00	-	66,879.00	-	219,222,554.83
b. Other Adjustments					696.00	(299,515.00)
c. Adj Curr Yr Award (sum lines 2a & 2b)	-	1,663,611.00	- -	66,879.00	696.00	- 218,923,039.83
3. Required Matching Funds/Other			200,207.00	-	-	35,088,577.59
4. Total Available Award (sum lines 1, 2c, & 3)	535,796.63	1,663,611.00	446,478.26	66,879.00	146,943.13	- 264,858,317.39
REVENUES						-
5. Cash Received in Current Year		1,524,977.00		66,879.00	474.00	203,606,509.33
6. Amounts included in Line 5 for Prior Year Adjustments				-	-	- -
7. a. Accounts Receivable (line 2c minus lines 5 & 6)	- -	138,634.00	-	- -	- 222.00	- 15,316,530.50
b. Noncurrent Accounts Receivable						-
c. Current Accounts Receivable Line 7a minus line 7b	-	138,634.00	-	-	222.00	- 15,316,530.50
8. Contributed Matching Funds	-	-	200,207.00	-	-	35,088,577.59
9. Total Available (sum of lines 5, 7c, & 8)	-	1,663,611.00	200,207.00	66,879.00	696.00	- 254,011,617.42
EXPENDITURES			-			-
Total Expenditures		1,411,888.04		66,879.00	146,943.13	237,298,200.62
Ob 47xx, 51xx,6xxx,7xxx (Excl 73x9) Exp		100,300.00				4,492,180.52
Indirects 73x9		**59,283.96**	-	-	-	4,851,355.11
Total Expenditures (row 28 plus row 30)	-	1,471,172.00	-	66,879.00	146,943.13	242,149,555.73 -
10. Donor-Authorized Expenditures	-	1,471,172.00	-	66,879.00	146,943.13	242,149,555.73
11. Non-Donor Authorized Expenditures						-
12. Total Expenditures (Line 10 plus Line 11)	-	1,471,172.00	-	66,879.00	146,943.13	242,149,555.73
RESTRICTED ENDING BALANCE						-
13. Current Year (line 4 minus line 10)	535,796.63	192,439.00	446,478.26		-	- 22,708,761.66

2020-2021 Unaudited Actuals
LOCAL AWARDS,
REVENUES, AND EXPENDITURES - ALL FUNDS
SCHEDULE FOR CATEGORICALS SUBJECT TO RESTRICTED ENDING BALANCES

LOCAL PROGRAM NAME	SJTA	Blackbaud Giving Fund	BUS GRANT	ONGOING AND MAJOR MAINTENANCE	JROTC	CA DISTANCE LEARNING PROJ	CA FOUNDATION FOR AG
RESOURCE CODE	8134	8141	8142	8150	8154	8155	8156
REVENUE OBJECT	8699	8699	8699	8984	8699	8699	8699
LOCAL DESCRIPTION (if any)		RP 186	RP 105	RP 212		RP 105	RP 105
AWARD							
1. Prior Year Restricted Ending Balance			250.00	3,446,096.00	0.00	6,301.00	2.00
2. a. Current Year Award	113,637.00	150.00		-	134,006.94	3,175.00	0.00
b. Other Adjustments	(2,636.00)						
c. Adj Curr Yr Award (sum Lines 2a and 2b)	111,001.00	150.00	-	-	134,006.94	3,175.00	-
3. Required Matching Funds/Other	60,022.00		0.00	15,345,725.00	91,464.31	0.00	
4. Total Available Award (sum lines 1, 2c, &3)	171,023.00	150.00	250.00	18,791,821.00	225,471.25	9,476.00	2.00
REVENUES							
5. Cash Received in Current Year	(2,636.00)	150.00		0.00	134,006.94	3,175.00	0.00
6. Amounts included in Line 5 for Prior Year Adjustments					0.00	0.00	0.00
7. a. Accounts Receivable (line 2c minus lines 5 & 6)	113,637.00	-	-	-	-	-	-
b. Noncurrent Accounts Receivable							
c. Current Accounts Receivable (Line 7a minus line 7b)	113,637.00	-	-	-	-	-	-
8. Contributed Matching Funds	60,022.00	0.00	0.00	15,345,725.00	91,464.31	0.00	0.00
9. Total Available (sum of lines 5, 7c, & 8)	171,023.00	150.00	-	15,345,725.00	225,471.25	3,175.00	-
EXPENDITURES							
Total Expenditures	163,627.18	0.00	0.00	12,683,781.63	225,471.25	501.00	2.00
Ob 47xx, 51xx, 6xxx, 7xxx (Excl 73x9) Exp			0.00	2,493,767.40			
Indirects 73x9	**7,395.82**	**-**	**-**	**460,588.37**			
Total Expenditures (row 22 plus row 24)	171,023.00	-	-	13,144,370.00	225,471.25	501.00	2.00
10. Donor-Authorized Expenditures	171,023.00	-	-	13,144,370.00	225,471.25	501.00	2.00
11. Non-Donor Authorized Expenditures							
12. Total Expenditures (Line 10 plus Line 11)	171,023.00	-	-	13,144,370.00	225,471.25	501.00	2.00
RESTRICTED ENDING BALANCE							
13. Current Year (Line 4 minus Line 10)	-	150.00	250.00	5,647,451.00	-	8,975.00	-

LOCAL PROGRAM NAME	CAMP WINTHERS	COMPUTER REPLACEMENT PROGRAM	COUNSELING CENTER FEES	DONATIONS	E-RATE	FUTURE FORWARD	FEE BASED-SUMMER ATHLETICS
RESOURCE CODE	8170	8200	8208	8220	8234	8235	8236
REVENUE OBJECT	8689	8983	8699	8699	8699	8699	8699
LOCAL DESCRIPTION (if any)	RP 301	RP 252	RP 102		RP 252	RP 105	RP 515
AWARD							
1. Prior Year Restricted Ending Balance	48,995.00	1,100,215.00	14,789.00	1,580,260.00	1,737,538.00	5,385.00	34,002.00
2. a. Current Year Award	55,116.21		2,780.00	893,956.30		0.00	0.00
b. Other Adjustments	0.00				0.00		
c. Adj Curr Yr Award (sum Lines 2a and 2b)	55,116.21	-	2,780.00	893,956.30	-	-	-
3. Required Matching Funds/Other	0.00	750,389.00		0.00	563,975.57		
4. Total Available Award (sum lines 1, 2c, &3)	104,111.21	1,850,604.00	17,569.00	2,474,216.30	2,301,513.57	5,385.00	34,002.00
REVENUES		0.00					
5. Cash Received in Current Year	55,116.21	0.00	2,780.00	893,956.30	0.00	0.00	0.00
6. Amounts included in Line 5 for Prior Year Adjustments			0.00		0.00		0.00
7. a. Accounts Receivable (line 2c minus lines 5 & 6)	-	-	-	-	-	-	-
b. Noncurrent Accounts Receivable							
c. Current Accounts Receivable (Line 7a minus line 7b)	-	-	-	-	-	-	-
8. Contributed Matching Funds	0.00	750,389.00	0.00	0.00	563,975.57	0.00	0.00
9. Total Available (sum of lines 5, 7c, & 8)	55,116.21	750,389.00	2,780.00	893,956.30	563,975.57	-	-
EXPENDITURES							
Total Expenditures	0.21	1,071,690.00	8,604.00	509,653.56	816,455.57	0.00	0.00
Ob 47xx, 51xx, 6xxx, 7xxx (Excl 73x9) Exp						0.00	0.00
Indirects 73x9	-	-	-	-	-	-	-
Total Expenditures (row 22 plus row 24)	0.21	1,071,690.00	8,604.00	509,653.56	816,455.57	-	-
10. Donor-Authorized Expenditures	0.21	1,071,690.00	8,604.00	509,653.56	816,455.57	-	-
11. Non-Donor Authorized Expenditures							
12. Total Expenditures (Line 10 plus Line 11)	0.21	1,071,690.00	8,604.00	509,653.56	816,455.57	-	-
RESTRICTED ENDING BALANCE							
13. Current Year (Line 4 minus Line 10)	104,111.00	778,914.00	8,965.00	1,964,562.74	1,485,058.00	5,385.00	34,002.00

LOCAL PROGRAM NAME	FEE BASED T & L COPIER	FEE BASED BRIDGES	FEE BASED- SPORTS SCHOOL	FEE BASED DENTAL	FURNITURE REPLACEMENT	USE OF FACILTIES FEES	FEE BASED TEXT BOOKS
RESOURCE CODE	8237	8239	8241	8245	8248	8249	8250
REVENUE OBJECT	8699	8689	8689	8689	8983		8689
LOCAL DESCRIPTION (if any)	RP 500	RP 570	RP 516	RP 405	RP 205	RP 205	RP 231
AWARD							
1. Prior Year Restricted Ending Balance	66,693.00	851,641.13	4,863.00	38,505.00	133,933.83	220,479.32	37,996.00
2. a. Current Year Award		15,405.87	0.00	10,750.00	0.00	0.00	15,025.25
b. Other Adjustments					0.00	148,336.62	
c. Adj Curr Yr Award (sum Lines 2a and 2b)	-	15,405.87	-	10,750.00	-	148,336.62	15,025.25
3. Required Matching Funds/Other		417,401.00			30,000.00	0.00	
4. Total Available Award (sum lines 1, 2c, &3)	66,693.00	1,284,448.00	4,863.00	49,255.00	163,933.83	368,815.94	53,021.25
REVENUES							
5. Cash Received in Current Year		10,790.74	0.00	10,750.00	0.00	143,686.62	15,025.25
6. Amounts included in Line 5 for Prior Year Adjustments						0.00	
7. a. Accounts Receivable (line 2c minus lines 5 & 6)	-	4,615.13	-	-	-	4,650.00	-
b. Noncurrent Accounts Receivable							
c. Current Accounts Receivable (Line 7a minus line 7b)	-	4,615.13	-	-	-	4,650.00	-
8. Contributed Matching Funds	0.00	417,401.00	0.00	0.00	30,000.00	0.00	0.00
9. Total Available (sum of lines 5, 7c, & 8)	-	432,806.87	-	10,750.00	30,000.00	148,336.62	15,025.25
EXPENDITURES							
Total Expenditures	2,855.00	504,631.00	1.00	0.00	101,285.32	111,491.16	0.25
Ob 47xx, 51xx, 6xxx, 7xxx (Excl 73x9) Exp		3,848.00					
Indirects 73x9		-					-
Total Expenditures (row 22 plus row 24)	2,855.00	504,631.00	1.00	-	101,285.32	111,491.16	0.25
10. Donor-Authorized Expenditures	2,855.00	504,631.00	1.00	-	101,285.32	111,491.16	0.25
11. Non-Donor Authorized Expenditures							
12. Total Expenditures (Line 10 plus Line 11)	2,855.00	504,631.00	1.00	-	101,285.32	111,491.16	0.25
RESTRICTED ENDING BALANCE							
13. Current Year (Line 4 minus Line 10)	63,838.00	779,817.00	4,862.00	49,255.00	62,648.51	257,324.78	53,021.00

LOCAL PROGRAM NAME	GARDEN GRANT	FURNITURE RENTAL	GRIEF - SENSITIVE SCHOOL	INFOSYS FOUNDATION GRANT	International Baccalaureate	INNOVATIVE LEARNING SJEF	INTEL FOUNDATION GRANT
RESOURCE CODE	8254	8255	8260	8283	8286	8291	8293
REVENUE OBJECT	8699			8699	8983	8699	8699
LOCAL DESCRIPTION (if any)	RP 105	RP 205	RP 105	RP 105	RP 425		
AWARD							
1. Prior Year Restricted Ending Balance	2,563.00			802.00	33,632.00	38,039.00	33,457.00
2. a. Current Year Award	0.00		500.00	0.00	0.00	0.00	110,527.30
b. Other Adjustments							
c. Adj Curr Yr Award (sum Lines 2a and 2b)	-	-	500.00	-	-	-	110,527.30
3. Required Matching Funds/Other		0.00			0.00		
4. Total Available Award (sum lines 1, 2c, &3)	2,563.00	-	500.00	802.00	33,632.00	38,039.00	143,984.30
REVENUES							
5. Cash Received in Current Year	0.00		500.00	0.00	0.00	0.00	110,527.30
6. Amounts included in Line 5 for Prior Year Adjustments							
7. a. Accounts Receivable (line 2c minus lines 5 & 6)	-	-	-	-	-	-	-
b. Noncurrent Accounts Receivable							
c. Current Accounts Receivable (Line 7a minus line 7b)	-	-	-	-	-	-	-
8. Contributed Matching Funds	0.00	0.00	0.00	0.00	0.00	0.00	0.00
9. Total Available (sum of lines 5, 7c, & 8)	-	-	500.00	-	-	-	110,527.30
EXPENDITURES							
Total Expenditures	421.00	(1,925.00)	0.00	0.00	0.00	1,636.00	43,697.30
Ob 47xx, 51xx, 6xxx, 7xxx (Excl 73x9) Exp							0.00
Indirects 73x9				-	-	-	-
Total Expenditures (row 22 plus row 24)	421.00	(1,925.00)	-	-	-	1,636.00	43,697.30
10. Donor-Authorized Expenditures	421.00	(1,925.00)	-	-	-	1,636.00	43,697.30
11. Non-Donor Authorized Expenditures							
12. Total Expenditures (Line 10 plus Line 11)	421.00	(1,925.00)	-	-	-	1,636.00	43,697.30
RESTRICTED ENDING BALANCE				0.00			
13. Current Year (Line 4 minus Line 10)	2,142.00	1,925.00	500.00	802.00	33,632.00	36,403.00	100,287.00

LOCAL PROGRAM NAME	IMF RESERVE	KIWANIS GRANT	LT SICK LEAVE	MEDICAL ADMIN SERVICES	NATIONAL SOCIETY OF SCHOLARS	MTSS	NATIONAL SCIENCE TEACHER
RESOURCE CODE	8297	8301	8305	8310	8315	8318	8319
REVENUE OBJECT	8983		8699	8699	8699	8983	8699
LOCAL DESCRIPTION (if any)	RP 700			RP 103		RP 620	RP 105
AWARD							
1. Prior Year Restricted Ending Balance	10,256,449.00	471.00		2,088,820.00	500.00	1,918,462.00	340.00
2. a. Current Year Award	0.00	5,250.00		667,661.25			0.00
b. Other Adjustments	0.00		0.00				
c. Adj Curr Yr Award (sum Lines 2a and 2b)	-	5,250.00	-	667,661.25	-	-	-
3. Required Matching Funds/Other	0.00	0.00				0.00	
4. Total Available Award (sum lines 1, 2c, &3)	10,256,449.00	5,721.00	-	2,756,481.25	500.00	1,918,462.00	340.00
REVENUES							
5. Cash Received in Current Year	0.00	0.00	0.00			0.00	0.00
6. Amounts included in Line 5 for Prior Year Adjustments	0.00	0.00		0.00	0.00		
7. a. Accounts Receivable (line 2c minus lines 5 & 6)	-	5,250.00	-	667,661.25	-	-	-
b. Noncurrent Accounts Receivable	0.00	0.00					
c. Current Accounts Receivable (Line 7a minus line 7b)	-	5,250.00	-	667,661.25	-	-	
8. Contributed Matching Funds	0.00	0.00	0.00	0.00	0.00	0.00	0.00
9. Total Available (sum of lines 5, 7c, & 8)	-	5,250.00	-	667,661.25	-	-	-
EXPENDITURES							
Total Expenditures	2,891,347.00		0.00	595,343.25	0.00	151,907.00	0.00
Ob 47xx, 51xx, 6xxx, 7xxx (Excl 73x9) Exp		0.00		71,366.00	0.00		0.00
Indirects 73x9	-	-		-	-	-	-
Total Expenditures (row 22 plus row 24)	2,891,347.00	-	-	595,343.25	-	151,907.00	-
10. Donor-Authorized Expenditures	2,891,347.00	-	-	595,343.25	-	151,907.00	-
11. Non-Donor Authorized Expenditures							
12. Total Expenditures (Line 10 plus Line 11)	2,891,347.00	-	-	595,343.25	-	151,907.00	-
RESTRICTED ENDING BALANCE							
13. Current Year (Line 4 minus Line 10)	7,365,102.00	5,721.00	-	2,161,138.00	500.00	1,766,555.00	340.00

LOCAL PROGRAM NAME	PROF. DEV SUPPORT & IMPLEMENTATION	PRINTING SERVICES	ROTARY CLUB	SRCF	SRCF	SCANNING INDEXING RECORDS	STIPENDS-ATHLETIC BOOSTER
RESOURCE CODE	8331	8332	8341	8346	8346	8356	8400
REVENUE OBJECT	8983	8983	8699	8699	8699	8983	8699
LOCAL DESCRIPTION (if any)	RP 700	RP 232	RP 105	RP 188	RP 333	RP 231	VARIOUS
AWARD							
1. Prior Year Restricted Ending Balance	928,570.00		520.00			300,000.00	25,529.11
2. a. Current Year Award	0.00	0.00		1,100.00	800.00	0.00	134,954.18
b. Other Adjustments							
c. Adj Curr Yr Award (sum Lines 2a and 2b)	-	-	-	1,100.00	800.00	-	134,954.18
3. Required Matching Funds/Other	2,500.00	55,077.00				0.00	
4. Total Available Award (sum lines 1, 2c, &3)	931,070.00	55,077.00	520.00	1,100.00	800.00	300,000.00	160,483.29
REVENUES							
5. Cash Received in Current Year	0.00	0.00		1,100.00	800.00	0.00	15,301.38
6. Amounts included in Line 5 for Prior Year Adjustments							
7. a. Accounts Receivable (line 2c minus lines 5 & 6)	-	-	-	-	-	-	119,652.80
b. Noncurrent Accounts Receivable							0.00
c. Current Accounts Receivable (Line 7a minus line 7b)	-	-	-	-	-	-	119,652.80
8. Contributed Matching Funds	2,500.00	55,077.00	0.00	0.00	0.00	0.00	0.00
9. Total Available (sum of lines 5, 7c, & 8)	2,500.00	55,077.00	-	1,100.00	800.00	-	134,954.18
EXPENDITURES							
Total Expenditures	252,244.00	55,077.00		438.00			134,954.18
Ob 47xx, 51xx, 6xxx, 7xxx (Excl 73x9) Exp	0.00	0.00					0.00
Indirects 73x9		-	-	-	-	-	-
Total Expenditures (row 22 plus row 24)	252,244.00	55,077.00	-	438.00	-	-	134,954.18
10. Donor-Authorized Expenditures	252,244.00	55,077.00	-	438.00	-	-	134,954.18
11. Non-Donor Authorized Expenditures							
12. Total Expenditures (Line 10 plus Line 11)	252,244.00	55,077.00	-	438.00	-	-	134,954.18
RESTRICTED ENDING BALANCE							
13. Current Year (Line 4 minus Line 10)	678,826.00	-	520.00	662.00	800.00	300,000.00	25,529.11

LOCAL PROGRAM NAME	STUDIO E-3 PRODUCTION	STUDENT BUSINESS	STRATEGIC PLAN	SUPPLEMENTAL EDUCATION SERVICES - IN DISTRICT	SYSTEM OF PROFESSIONAL GROWTH	TEGNA FOUNDATION	TELE-CONNECT
RESOURCE CODE	8410	8424	8426	8427	8433	8438	8442
REVENUE OBJECT	8699	8699			8983	8699	8699
LOCAL DESCRIPTION (if any)	RP 405	Various HS	RP 030	RP 304	RP 708	RP 105	RP 252
AWARD							
1. Prior Year Restricted Ending Balance	11,457.00	17,208.00	20,801.00	701,431.73	425,953.41	5,500.00	393,194.00
2. a. Current Year Award	0.00	1,542.00	0.00		0.00	0.00	0.00
b. Other Adjustments		0.00	0.00		0.00		
c. Adj Curr Yr Award (sum Lines 2a and 2b)	-	1,542.00	-	-	-	-	-
3. Required Matching Funds/Other					0.00		23,523.00
4. Total Available Award (sum lines 1, 2c, &3)	11,457.00	18,750.00	20,801.00	701,431.73	425,953.41	5,500.00	416,717.00
REVENUES							
5. Cash Received in Current Year	0.00	1,542.00		0.00	0.00	0.00	0.00
6. Amounts included in Line 5 for Prior Year Adjustments							
7. a. Accounts Receivable (line 2c minus lines 5 & 6)	-	-	-	-	-	-	-
b. Noncurrent Accounts Receivable							
c. Current Accounts Receivable (Line 7a minus line 7b)	-	-	-	-	-	-	-
8. Contributed Matching Funds	0.00	0.00	0.00	0.00	0.00	0.00	23,523.00
9. Total Available (sum of lines 5, 7c, & 8)	-	1,542.00	-	-	-	-	23,523.00
EXPENDITURES							
Total Expenditures	0.00		6,750.00	200,229.98	72,911.41	0.00	0.00
Ob 47xx, 51xx, 6xxx, 7xxx (Excl 73x9) Exp						0.00	
Indirects 73x9	-	-	-	-	-	-	-
Total Expenditures (row 22 plus row 24)	-	-	6,750.00	200,229.98	72,911.41	-	-
10. Donor-Authorized Expenditures	-	-	6,750.00	200,229.98	72,911.41	-	-
11. Non-Donor Authorized Expenditures							
12. Total Expenditures (Line 10 plus Line 11)	-	-	6,750.00	200,229.98	72,911.41	-	-
RESTRICTED ENDING BALANCE							
13. Current Year (Line 4 minus Line 10)	11,457.00	18,750.00	14,051.00	501,201.75	353,042.00	5,500.00	416,717.00

LOCAL PROGRAM NAME	SYSTEM REPLACEMENT	PERFORMING ARTS CENTER (PAC)	VERSION L	VICTIM WITNESS PROGRAM	RECEIVING TOWERS	WOKERS COMP	ROTC
RESOURCE CODE	8444	8449	8454	8456	8485	8490	9760
REVENUE OBJECT	8983		8983	8699	8699	8699	
LOCAL DESCRIPTION (if any)	RP 252	FD 01 RP205	RP 252	RP 114			FD 01
AWARD							
1. Prior Year Restricted Ending Balance	706,401.00	95,799.11	7,343.00	424.00	543,674.05		17,708.46
2. a. Current Year Award		7,089.91		12,351.00		0.00	5,432.05
b. Other Adjustments					397,914.05	0.00	0.00
c. Adj Curr Yr Award (sum Lines 2a and 2b)	-	7,089.91	-	12,351.00	397,914.05	-	5,432.05
3. Required Matching Funds/Other	0.00	0.00	0.00	0.00		147,302.57	
4. Total Available Award (sum lines 1, 2c, &3)	706,401.00	102,889.02	7,343.00	12,775.00	941,588.10	147,302.57	23,140.51
REVENUES			0.00	0.00			
5. Cash Received in Current Year	0.00	7,089.91			397,914.05	0.00	5,432.05
6. Amounts included in Line 5 for Prior Year Adjustments							
7. a. Accounts Receivable (line 2c minus lines 5 & 6)	-	-	-	12,351.00	-	-	-
b. Noncurrent Accounts Receivable	0.00						
c. Current Accounts Receivable (Line 7a minus line 7b)	-	-	-	12,351.00	-	-	-
8. Contributed Matching Funds	0.00	0.00	0.00	0.00	0.00	147,302.57	0.00
9. Total Available (sum of lines 5, 7c, & 8)	-	7,089.91	-	12,351.00	397,914.05	147,302.57	5,432.05
EXPENDITURES							
Total Expenditures	159,406.00	3,398.46	0.00	0.00	180,194.53	98,163.19	4,008.82
Ob 47xx, 51xx, 6xxx, 7xxx (Excl 73x9) Exp				0.00			
Indirects 73x9	-	-	-	-	-	-	-
Total Expenditures (row 22 plus row 24)	159,406.00	3,398.46	-	-	180,194.53	98,163.19	4,008.82
10. Donor-Authorized Expenditures	159,406.00	3,398.46	-	-	180,194.53	98,163.19	4,008.82
11. Non-Donor Authorized Expenditures							
12. Total Expenditures (Line 10 plus Line 11)	159,406.00	3,398.46	-	-	180,194.53	98,163.19	4,008.82
RESTRICTED ENDING BALANCE							
13. Current Year (Line 4 minus Line 10)	546,995.00	99,490.56	7,343.00	12,775.00	761,393.57	49,139.38	19,131.69

LOCAL PROGRAM NAME	RETIREE BENEFITS BLOCK GRANT	DONATIONS ADULT ED.	FEE BASED	GATE	PROGRAM SUPPORT	DISCOVERY CLUB PARENT FEE	PARENT DONATION
RESOURCE CODE	8344	8220	8240	9730	0000	8217	8220
REVENUE OBJECT	8919	8699	8671/8699		89xx	8673	8699
LOCAL DESCRIPTION (if any)	FD 09 SF 8 Choices	FD 11 RP 415	FD 11 RP 415	FD 11 RP 411	FD 12	FD 12	FD 12 GO 0001/1130
AWARD							
1. Prior Year Restricted Ending Balance	106,997.56	1,206.00	227,728.41	17,556.00	2,255,986.61		39,511.17
2. a. Current Year Award	3,906.41		55,154.28		36,583.00	1,476,777.20	1,486.83
b. Other Adjustments					19,390.00		0.00
c. Adj Curr Yr Award (sum Lines 2a and 2b)	3,906.41	-	55,154.28	-	55,973.00	1,476,777.20	1,486.83
3. Required Matching Funds/Other					(1,579,268.26)	4,179,731.15	0.00
4. Total Available Award (sum lines 1, 2c, &3)	110,903.97	1,206.00	282,882.69	17,556.00	732,691.35	5,656,508.35	40,998.00
REVENUES							
5. Cash Received in Current Year	3,906.41		55,154.28	0.00	55,973.00	1,305,100.87	1,486.83
6. Amounts included in Line 5 for Prior Year Adjustments						0.00	
7. a. Accounts Receivable (line 2c minus lines 5 & 6)	-	-	-	-	-	171,676.33	-
b. Noncurrent Accounts Receivable							
c. Current Accounts Receivable (Line 7a minus line 7b)	-	-	-	-	-	171,676.33	-
8. Contributed Matching Funds	0.00	0.00	0.00	0.00	(1,579,268.26)	4,179,731.15	0.00
9. Total Available (sum of lines 5, 7c, & 8)	3,906.41	-	55,154.28	-	(1,523,295.26)	5,656,508.35	1,486.83
EXPENDITURES							
Total Expenditures	0.00		83,764.60	0.00	1,830.79	2,893,367.42	7,487.88
Ob 47xx, 51xx, 6xxx, 7xxx (Excl 73x9) Exp	0.00					39,240.24	
Indirects 73x9				-		**129,006.93**	-
Total Expenditures (row 22 plus row 24)	-	-	83,764.60	-	1,830.79	3,022,374.35	7,487.88
10. Donor-Authorized Expenditures	-	-	83,764.60	-	1,830.79	3,022,374.35	7,487.88
11. Non-Donor Authorized Expenditures							
12. Total Expenditures (Line 10 plus Line 11)	-	-	83,764.60	-	1,830.79	3,022,374.35	7,487.88
RESTRICTED ENDING BALANCE							
13. Current Year (Line 4 minus Line 10)	110,903.97	1,206.00	199,118.09	17,556.00	730,860.56	2,634,134.00	33,510.12

LOCAL PROGRAM NAME	EARLY LEARNING ACADEMY PARENT FEE	PC/PPC	GEN YOUTH	NO KIDS HUNGRY	DEFERRED MAINT. GEN FD TRF	SITE RE-USE	BUILDING FUND
RESOURCE CODE	8224	8322	8259	8312	8212	0700	8146
REVENUE OBJECT	8673	8699	8699	8699	8919	8650	86XX
LOCAL DESCRIPTION (if any)	FD 12	FD 12	FD 13	FD 13	FD 14	FD 21	FD 21
AWARD							
1. Prior Year Restricted Ending Balance	0.00	16,905.19			1,223,132.98	849,551.92	3,972,443.32
2. a. Current Year Award	43,615.56	100.00			-	1,661,428.28	
b. Other Adjustments		-	69,000.00	40,000.00	13,894.00	-	165,992.86
c. Adj Curr Yr Award (sum Lines 2a and 2b)	43,615.56	100.00	69,000.00	40,000.00	13,894.00	1,661,428.28	165,992.86
3. Required Matching Funds/Other	190,103.28				2,000,000.00	379,320.53	
4. Total Available Award (sum lines 1, 2c, &3)	233,718.84	17,005.19	69,000.00	40,000.00	3,237,026.98	2,890,300.73	4,138,436.18
REVENUES							
5. Cash Received in Current Year	43,615.56	100.00	69,000.00	40,000.00	8,012.00	1,608,197.68	152,731.86
6. Amounts included in Line 5 for Prior Year Adjustments							
7. a. Accounts Receivable (line 2c minus lines 5 & 6)	-	-	-	-	5,882.00	53,230.60	13,261.00
b. Noncurrent Accounts Receivable							
c. Current Accounts Receivable (Line 7a minus line 7b)	-	-	-	-	5,882.00	53,230.60	13,261.00
8. Contributed Matching Funds	190,103.28	0.00	0.00	0.00	2,000,000.00	379,320.53	0.00
9. Total Available (sum of lines 5, 7c, & 8)	233,718.84	100.00	69,000.00	40,000.00	2,013,894.00	2,040,748.81	165,992.86
EXPENDITURES							
Total Expenditures	223,611.60	121.19	68,497.28	16,534.26	1,605,545.80	1,916,667.28	118,536.70
Ob 47xx, 51xx, 6xxx, 7xxx (Excl 73x9) Exp						0.00	
Indirects 73x9	**10,107.24**	**-**	**-**	**-**	**-**		
Total Expenditures (row 22 plus row 24)	233,718.84	121.19	68,497.28	16,534.26	1,605,545.80	1,916,667.28	118,536.70
10. Donor-Authorized Expenditures	233,718.84	121.19	68,497.28	16,534.26	1,605,545.80	1,916,667.28	118,536.70
11. Non-Donor Authorized Expenditures							
12. Total Expenditures (Line 10 plus Line 11)	233,718.84	121.19	68,497.28	16,534.26	1,605,545.80	1,916,667.28	118,536.70
RESTRICTED ENDING BALANCE							
13. Current Year (Line 4 minus Line 10)	-	16,884.00	502.72	23,465.74	1,631,481.18	973,633.45	4,019,899.48

LOCAL PROGRAM NAME	CAPITAL IMPROVEMENT PROJ	RELOCATION	WIRELESS RECEIVING	WORK REQUESTS M&O	MEASURE S BOND PROCEEDS	MEASURE J BOND PROCEEDS	MEASURE N BOND PROCEEDS
RESOURCE CODE	8172	8336	8485	8488	8144	8144	8144
REVENUE OBJECT	8XXX	8919	8699	8699	8660	8XXX	8XXX
LOCAL DESCRIPTION (if any)	FD 21	FD 21	FD 21	FD 21 RP212	FD 22	FD 23	FD 24
AWARD							
1. Prior Year Restricted Ending Balance	77,289.66	7,164.60	52,321.40	111,830.18	227,117.77	11,462,763.01	44,442,126.27
2. a. Current Year Award		-					30,000,000.00
b. Other Adjustments	33,600.99	-	47,502.00	10,881.98	1,460.00	45,400.64	274,088.16
c. Adj Curr Yr Award (sum Lines 2a and 2b)	33,600.99	-	47,502.00	10,881.98	1,460.00	45,400.64	30,274,088.16
3. Required Matching Funds/Other		150,000.00				1,584,758.00	1,556,985.00
4. Total Available Award (sum lines 1, 2c, &3)	110,890.65	157,164.60	99,823.40	122,712.16	228,577.77	13,092,921.65	76,273,199.43
REVENUES							
5. Cash Received in Current Year	33,600.99	-	47,502.00	10,881.98	873.00	29,443.64	30,239,154.16
6. Amounts included in Line 5 for Prior Year Adjustments							
7. a. Accounts Receivable (line 2c minus lines 5 & 6)	-	-	-	-	587.00	15,957.00	34,934.00
b. Noncurrent Accounts Receivable							
c. Current Accounts Receivable (Line 7a minus line 7b)	-	-	-	-	587.00	15,957.00	34,934.00
8. Contributed Matching Funds	0.00	150,000.00	0.00	0.00	0.00	1,584,758.00	1,556,985.00
9. Total Available (sum of lines 5, 7c, & 8)	33,600.99	150,000.00	47,502.00	10,881.98	1,460.00	1,630,158.64	31,831,073.16
EXPENDITURES							
Total Expenditures	1,761.29	40,631.10	22,637.70	97,125.27	11,706.62	6,307,921.46	45,492,768.24
Ob 47xx, 51xx, 6xxx, 7xxx (Excl 73x9) Exp							
Indirects 73x9					-		
Total Expenditures (row 22 plus row 24)	1,761.29	40,631.10	22,637.70	97,125.27	11,706.62	6,307,921.46	45,492,768.24
10. Donor-Authorized Expenditures	1,761.29	40,631.10	22,637.70	97,125.27	11,706.62	6,307,921.46	45,492,768.24
11. Non-Donor Authorized Expenditures							
12. Total Expenditures (Line 10 plus Line 11)	1,761.29	40,631.10	22,637.70	97,125.27	11,706.62	6,307,921.46	45,492,768.24
RESTRICTED ENDING BALANCE							
13. Current Year (Line 4 minus Line 10)	109,129.36	116,533.50	77,185.70	25,586.89	216,871.15	6,785,000.19	30,780,431.19

LOCAL PROGRAM NAME	DEVELOPER FEES	MEASURE P BOND PROCEEDS	TOTAL
RESOURCE CODE	8216	8144	
REVENUE OBJECT	86XX	8XXX	
LOCAL DESCRIPTION (if any)	FD 25	FD 26	
AWARD			
1. Prior Year Restricted Ending Balance	964,664.76	37,536,965.19	131,496,255.15
2. a. Current Year Award	-	150,000,000.00	185,356,624.82
b. Other Adjustments	3,662,628.80	1,917,409.18	6,847,499.28
c. Adj Curr Yr Award (sum Lines 2a and 2b)	3,662,628.80	151,917,409.18	192,204,124.10
3. Required Matching Funds/Other	-	366,748.39	26,255,735.54
4. Total Available Award (sum lines 1, 2c, &3)	4,627,293.56	189,821,122.76	349,956,114.79
REVENUES			0.00
5. Cash Received in Current Year	3,437,429.68	151,879,437.18	190,831,244.87
6. Amounts included in Line 5 for Prior Year Adjustments			0.00
7. a. Accounts Receivable (line 2c minus lines 5 & 6)	225,199.12	37,972.00	1,372,879.23
b. Noncurrent Accounts Receivable			0.00
c. Current Accounts Receivable (Line 7a minus line 7b)	225,199.12	37,972.00	1,372,879.23
8. Contributed Matching Funds	0.00	366,748.39	26,255,735.54
9. Total Available (sum of lines 5, 7c, & 8)	3,662,628.80	152,284,157.57	218,459,859.64
EXPENDITURES			0.00
Total Expenditures	34,630.50	73,787,421.27	153,619,193.32
Ob 47xx, 51xx, 6xxx, 7xxx (Excl 73x9) Exp			2,608,221.64
Indirects 73x9	-	-	599,702.54
Total Expenditures (row 22 plus row 24)	34,630.50	73,787,421.27	154,218,895.86
10. Donor-Authorized Expenditures	34,630.50	73,787,421.27	154,218,895.86
11. Non-Donor Authorized Expenditures			0.00
12. Total Expenditures (Line 10 plus Line 11)	34,630.50	73,787,421.27	154,218,895.86
RESTRICTED ENDING BALANCE			0.00
13. Current Year (Line 4 minus Line 10)	4,592,663.06	116,033,701.49	195,737,218.93

PART I - CURRENT EXPENSE FORMULA	Total Expense for Year (1)	EDP No.	Reductions (See Note 1) (2)	EDP No.	Current Expense of Education (Col 1 - Col 2) (3)	EDP No.	Reductions (Extracted) (See Note 2) (4a)	Reductions (Overrides)* (See Note 2) (4b)	EDP No.	Current Expense-Part II (Col 3 - Col 4) (5)	EDP No.
1000 - Certificated Salaries	211,911,619.84	301	0.00	303	211,911,619.84	305	5,425,645.47		307	206,485,974.37	309
2000 - Classified Salaries	66,201,835.47	311	146,941.71	313	66,054,893.76	315	6,818,042.62		317	59,236,851.14	319
3000 - Employee Benefits	141,965,232.92	321	5,753,456.65	323	136,211,776.27	325	5,229,868.52		327	130,981,907.75	329
4000 - Books, Supplies Equip Replace. (6500)	35,881,856.84	331	517,494.60	333	35,364,362.24	335	3,542,490.70		337	31,821,871.54	339
5000 - Services. . . & 7300 - Indirect Costs	23,973,002.34	341	197,719.37	343	23,775,282.97	345	4,764,169.54		347	19,011,113.43	349
			TOTAL		473,317,935.08	365			TOTAL	447,537,718.23	369

Note 1 - In Column 2, report expenditures for the following programs: Nonagency (Goals 7100-7199), Community Services (Goal 8100), Food Services (Function 3700), Fringe Benefits for Retired Persons (Objects 3701-3702), and Facilities Acquisition & Construction (Function 8500).

Note 2 - In Column 4, report expenditures for: Transportation (Function 3600), Lottery Expenditures (Resource 1100), Special Education Students in Nonpublic Schools (Function 1180), and other federal or state categorical aid in which funds were granted for expenditures in a program not incurring any teacher salary expenditures or requiring disbursement of the funds without regard to the requirements of EC Section 41372.

* If an amount (even zero) is entered in any row of Column 4b or in Line 13b, the form uses only the values in Column 4b and Line 13b rather than the values in Column 4a and Line 13a.

PART II: MINIMUM CLASSROOM COMPENSATION (Instruction, Functions 1000-1999)	Object		EDP No.
1. Teacher Salaries as Per EC 41011	1100	167,163,566.15	375
2. Salaries of Instructional Aides Per EC 41011	2100	12,282,522.15	380
3. STRS	3101 & 3102	41,468,411.00	382
4. PERS	3201 & 3202	3,232,658.72	383
5. OASDI - Regular, Medicare and Alternative	3301 & 3302	3,502,083.13	384
6. Health & Welfare Benefits (EC 41372) (Include Health, Dental, Vision, Pharmaceutical, and Annuity Plans)	3401 & 3402	33,561,295.31	385
7. Unemployment Insurance	3501 & 3502	89,937.09	390
8. Workers' Compensation Insurance	3601 & 3602	3,507,514.78	392
9. OPEB, Active Employees (EC 41372)	3751 & 3752	0.00	
10. Other Benefits (EC 22310)	3901 & 3902	2,452,836.30	393
11. SUBTOTAL Salaries and Benefits (Sum Lines 1 - 10)		267,260,824.63	395
12. Less: Teacher and Instructional Aide Salaries and Benefits deducted in Column 2		0.00	
13a. Less: Teacher and Instructional Aide Salaries and Benefits (other than Lottery) deducted in Column 4a (Extracted)		50,391.44	396
b. Less: Teacher and Instructional Aide Salaries and Benefits (other than Lottery) deducted in Column 4b (Overrides)*			396
14. TOTAL SALARIES AND BENEFITS		267,210,433.19	397
15. Percent of Current Cost of Education Expended for Classroom Compensation (EDP 397 divided by EDP 369) Line 15 must equal or exceed 60% for elementary, 55% for unified and 50% for high school districts to avoid penalty under provisions of EC 41372		59.71%	
16. District is exempt from EC 41372 because it meets the provisions of EC 41374. (If exempt, enter 'X')			

PART III: DEFICIENCY AMOUNT

A deficiency amount (Line 5) is only applicable to districts not meeting the minimum classroom compensation percentage required under EC 41372 and not exempt under the provisions of EC 41374.

1.	Minimum percentage required (60% elementary, 55% unified, 50% high)	55.00%
2.	Percentage spent by this district (Part II, Line 15)	59.71%
3.	Percentage below the minimum (Part III, Line 1 minus Line 2)	0.00%
4.	District's Current Expense of Education after reductions in columns 4a or 4b (Part I, EDP 369)	447,537,718.23
5.	Deficiency Amount (Part III, Line 3 times Line 4)	0.00

PART IV: Explanation for adjustments entered in Part I, Column 4b (required)

	Unaudited Balance July 1	Audit Adjustments/ Restatements	Audited Balance July 1	Increases	Decreases	Ending Balance June 30	Amounts Due Within One Year
Governmental Activities:							
General Obligation Bonds Payable	545,903,568.00	105,566,944.00	651,470,512.00	324,513,670.00	205,534,856.00	770,449,326.00	65,250,897.00
State School Building Loans Payable			0.00			0.00	
Certificates of Participation Payable			0.00			0.00	
Capital Leases Payable	995,691.00		995,691.00		275,045.00	720,646.00	282,494.00
Lease Revenue Bonds Payable			0.00			0.00	
Other General Long-Term Debt			0.00			0.00	
Net Pension Liability	504,729,000.00		504,729,000.00	9,185,000.00		513,914,000.00	
Total/Net OPEB Liability	123,409,701.00		123,409,701.00	11,463,841.00		134,873,542.00	
Compensated Absences Payable	6,027,100.00		6,027,100.00		976,510.14	5,050,589.86	900,000.00
Governmental activities long-term liabilities	1,181,065,060.00	105,566,944.00	1,286,632,004.00	345,162,511.00	206,786,411.14	1,425,008,103.86	66,433,391.00
Business-Type Activities:							
General Obligation Bonds Payable			0.00			0.00	
State School Building Loans Payable			0.00			0.00	
Certificates of Participation Payable			0.00			0.00	
Capital Leases Payable			0.00			0.00	
Lease Revenue Bonds Payable			0.00			0.00	
Other General Long-Term Debt			0.00			0.00	
Net Pension Liability			0.00			0.00	
Total/Net OPEB Liability			0.00			0.00	
Compensated Absences Payable			0.00			0.00	
Business-type activities long-term liabilities	0.00	0.00	0.00	0.00	0.00	0.00	0.00

Section I - Expenditures	Funds 01, 09, and 62 Goals	Functions	Objects	2020-21 Expenditures
A. Total state, federal, and local expenditures (all resources)	All	All	1000-7999	506,683,616.52
B. Less all federal expenditures not allowed for MOE (Resources 3000-5999, except 3385)	All	All	1000-7999	62,366,139.83
C. Less state and local expenditures not allowed for MOE: (All resources, except federal as identified in Line B)				
1. Community Services	All	5000-5999	1000-7999	8,605.00
2. Capital Outlay	All except 7100-7199	All except 5000-5999	6000-6999	376,173.11
3. Debt Service	All	9100	5400-5450, 5800, 7430-7439	299,823.29
4. Other Transfers Out	All	9200	7200-7299	0.00
5. Interfund Transfers Out	All	9300	7600-7629	15,797,993.92
6. All Other Financing Uses	All	9100 9200	7699 7651	0.00
7. Nonagency	7100-7199	All except 5000-5999, 9000-9999	1000-7999	194.13
8. Tuition (Revenue, in lieu of expenditures, to approximate costs of services for which tuition is received)	All	All	8710	0.00
9. Supplemental expenditures made as a result of a Presidentially declared disaster	Manually entered. Must not include expenditures in lines B, C1-C8, D1, or D2.			
10. Total state and local expenditures not allowed for MOE calculation (Sum lines C1 through C9)				16,482,789.45
D. Plus additional MOE expenditures:				
1. Expenditures to cover deficits for food services (Funds 13 and 61) (If negative, then zero)	All	All	1000-7143, 7300-7439 minus 8000-8699	4,686,019.36
2. Expenditures to cover deficits for student body activities	Manually entered. Must not include expenditures in lines A or D1.			
E. Total expenditures subject to MOE (Line A minus lines B and C10, plus lines D1 and D2)				432,520,706.60

Section II - Expenditures Per ADA		2020-21 Annual ADA/ Exps. Per ADA
A. Average Daily Attendance (Form A, Annual ADA column, sum of lines A6 and C9)		37,642.57
B. Expenditures per ADA (Line I.E divided by Line II.A)		11,490.20

Section III - MOE Calculation (For data collection only. Final determination will be done by CDE)	Total	Per ADA
A. Base expenditures (Preloaded expenditures from prior year official CDE MOE calculation). (Note: If the prior year MOE was not met, CDE has adjusted the prior year base to 90 percent of the preceding prior year amount rather than the actual prior year expenditure amount.)	444,775,162.58	11,767.12
1. Adjustment to base expenditure and expenditure per ADA amounts for LEAs failing prior year MOE calculation (From Section IV)	0.00	0.00
2. Total adjusted base expenditure amounts (Line A plus Line A.1)	444,775,162.58	11,767.12
B. Required effort (Line A.2 times 90%)	400,297,646.32	10,590.41
C. Current year expenditures (Line I.E and Line II.B)	432,520,706.60	11,490.20
D. MOE deficiency amount, if any (Line B minus Line C) (If negative, then zero)	0.00	0.00
E. MOE determination (If one or both of the amounts in line D are zero, the MOE requirement is met; if both amounts are positive, the MOE requirement is not met. If either column in Line A.2 or Line C equals zero, the MOE calculation is incomplete.)	MOE Met	
F. MOE deficiency percentage, if MOE not met; otherwise, zero (Line D divided by Line B) (Funding under ESSA covered programs in FY 2022-23 may be reduced by the lower of the two percentages)	0.00%	0.00%

SECTION IV - Detail of Adjustments to Base Expenditures (used in Section III, Line A.1)

Description of Adjustments	Total Expenditures	Expenditures Per ADA
Total adjustments to base expenditures	0.00	0.00

	2020-21 Calculations			2021-22 Calculations		
	Extracted Data	Adjustments*	Entered Data/ Totals	Extracted Data	Adjustments*	Entered Data/ Totals
A. PRIOR YEAR DATA (2019-20 Actual Appropriations Limit and Gann ADA are from district's prior year Gann data reported to the CDE)	**2019-20 Actual**			**2020-21 Actual**		
1. FINAL PRIOR YEAR APPROPRIATIONS LIMIT (Preload/Line D11, PY column)	272,306,435.65		272,306,435.65			282,463,465.70
2. PRIOR YEAR GANN ADA (Preload/Line B3, PY column)	37,792.22		37,792.22			37,792.31
ADJUSTMENTS TO PRIOR YEAR LIMIT	**Adjustments to 2019-20**			**Adjustments to 2020-21**		
3. District Lapses, Reorganizations and Other Transfers						
4. Temporary Voter Approved Increases						
5. Less: Lapses of Voter Approved Increases						
6. TOTAL ADJUSTMENTS TO PRIOR YEAR LIMIT (Lines A3 plus A4 minus A5)			0.00			0.00
7. ADJUSTMENTS TO PRIOR YEAR ADA (Only for district lapses, reorganizations and other transfers, and only if adjustments to the appropriations limit are entered in Line A3 above)						
B. CURRENT YEAR GANN ADA (2020-21 data should tie to Principal Apportionment Software Attendance reports and include ADA for charter schools reporting with the district)	**2020-21 P2 Report**			**2021-22 P2 Estimate**		
1. Total K-12 ADA (Form A, Line A6)	37,509.32		37,509.32	37,199.03		37,199.03
2. Total Charter Schools ADA (Form A, Line C9)	282.99		282.99	282.99		282.99
3. TOTAL CURRENT YEAR P2 ADA (Line B1 plus B2)			37,792.31			37,482.02
C. CURRENT YEAR LOCAL PROCEEDS OF TAXES/STATE AID RECEIVED	**2020-21 Actual**			**2021-22 Budget**		
TAXES AND SUBVENTIONS (Funds 01, 09, and 62)						
1. Homeowners' Exemption (Object 8021)	853,235.30		853,235.30	844,657.00		844,657.00
2. Timber Yield Tax (Object 8022)	27.72		27.72	0.00		0.00
3. Other Subventions/In-Lieu Taxes (Object 8029)	0.00		0.00	0.00		0.00
4. Secured Roll Taxes (Object 8041)	97,088,532.58		97,088,532.58	96,982,588.00		96,982,588.00
5. Unsecured Roll Taxes (Object 8042)	3,511,451.97		3,511,451.97	2,963,916.00		2,963,916.00
6. Prior Years' Taxes (Object 8043)	1,126,534.44		1,126,534.44	785,708.00		785,708.00
7. Supplemental Taxes (Object 8044)	2,603,972.62		2,603,972.62	3,775,579.00		3,775,579.00
8. Ed. Rev. Augmentation Fund (ERAF) (Object 8045)	15,130,520.46		15,130,520.46	15,251,608.00		15,251,608.00
9. Penalties and Int. from Delinquent Taxes (Object 8048)	0.00		0.00	0.00		0.00
10. Other In-Lieu Taxes (Object 8082)	23,016.48		23,016.48	0.00		0.00
11. Comm. Redevelopment Funds (objects 8047 & 8625)	230,258.50		230,258.50	166,100.00		166,100.00
12. Parcel Taxes (Object 8621)	0.00		0.00	0.00		0.00
13. Other Non-Ad Valorem Taxes (Object 8622) (Taxes only)	0.00		0.00	0.00		0.00
14. Penalties and Int. from Delinquent Non-LCFF Taxes (Object 8629) (Only those for the above taxes)	0.00		0.00	0.00		0.00
15. Transfers to Charter Schools in Lieu of Property Taxes (Object 8096)						
16. TOTAL TAXES AND SUBVENTIONS (Lines C1 through C15)	120,567,550.07	0.00	120,567,550.07	120,770,156.00	0.00	120,770,156.00
OTHER LOCAL REVENUES (Funds 01, 09, and 62)						
17. To General Fund from Bond Interest and Redemption Fund (Excess debt service taxes) (Object 8914)	0.00		0.00	0.00		0.00
18. TOTAL LOCAL PROCEEDS OF TAXES (Lines C16 plus C17)	120,567,550.07	0.00	120,567,550.07	120,770,156.00	0.00	120,770,156.00

	2020-21 Calculations			2021-22 Calculations		
	Extracted Data	Adjustments*	Entered Data/ Totals	Extracted Data	Adjustments*	Entered Data/ Totals
EXCLUDED APPROPRIATIONS						
19. Medicare (Enter federally mandated amounts only from objs. 3301 & 3302; do not include negotiated amounts)			3,925,053.00			4,011,518.00
OTHER EXCLUSIONS						
20. Americans with Disabilities Act						
21. Unreimbursed Court Mandated Desegregation Costs						
22. Other Unfunded Court-ordered or Federal Mandates						
23. TOTAL EXCLUSIONS (Lines C19 through C22)			3,925,053.00			4,011,518.00
STATE AID RECEIVED (Funds 01, 09, and 62)						
24. LCFF - CY (objects 8011 and 8012)	274,942,881.00		274,942,881.00	290,022,843.00		290,022,843.00
25. LCFF/Revenue Limit State Aid - Prior Years (Object 8019)	(99,471.99)		(99,471.99)	0.00		0.00
26. TOTAL STATE AID RECEIVED (Lines C24 plus C25)	274,843,409.01	0.00	274,843,409.01	290,022,843.00	0.00	290,022,843.00
DATA FOR INTEREST CALCULATION						
27. Total Revenues (Funds 01, 09 & 62; objects 8000-8799)	541,127,505.81		541,127,505.81	500,525,756.00		500,525,756.00
28. Total Interest and Return on Investments (Funds 01, 09, and 62; objects 8660 and 8662)	632,666.32		632,666.32	505,252.00		505,252.00
D. APPROPRIATIONS LIMIT CALCULATIONS	**2020-21 Actual**			**2021-22 Budget**		
PRELIMINARY APPROPRIATIONS LIMIT						
1. Revised Prior Year Program Limit (Lines A1 plus A6)			272,306,435.65			282,463,465.70
2. Inflation Adjustment			1.0373			1.0573
3. Program Population Adjustment (Lines B3 divided by [A2 plus A7]) (Round to four decimal places)			1.0000			0.9918
4. PRELIMINARY APPROPRIATIONS LIMIT (Lines D1 times D2 times D3)			282,463,465.70			296,199,703.58
APPROPRIATIONS SUBJECT TO THE LIMIT						
5. Local Revenues Excluding Interest (Line C18)			120,567,550.07			120,770,156.00
6. Preliminary State Aid Calculation						
a. Minimum State Aid in Local Limit (Greater of $120 times Line B3 or $2,400; but not greater than Line C26 or less than zero)			4,535,077.20			4,497,842.40
b. Maximum State Aid in Local Limit (Lesser of Line C26 or Lines D4 minus D5 plus C23; but not less than zero)			165,820,968.63			179,441,065.58
c. Preliminary State Aid in Local Limit (Greater of Lines D6a or D6b)			165,820,968.63			179,441,065.58
7. Local Revenues in Proceeds of Taxes						
a. Interest Counting in Local Limit (Line C28 divided by [Lines C27 minus C28] times [Lines D5 plus D6c])			335,226.83			303,352.20
b. Total Local Proceeds of Taxes (Lines D5 plus D7a)			120,902,776.90			121,073,508.20
8. State Aid in Proceeds of Taxes (Greater of Line D6a, or Lines D4 minus D7b plus C23; but not greater than Line C26 or less than zero)			165,485,741.80			179,137,713.38
9. Total Appropriations Subject to the Limit						
a. Local Revenues (Line D7b)			120,902,776.90			
b. State Subventions (Line D8)			165,485,741.80			
c. Less: Excluded Appropriations (Line C23)			3,925,053.00			
d. TOTAL APPROPRIATIONS SUBJECT TO THE LIMIT (Lines D9a plus D9b minus D9c)			282,463,465.70			

	2020-21 Calculations			2021-22 Calculations		
	Extracted Data	Adjustments*	Entered Data/ Totals	Extracted Data	Adjustments*	Entered Data/ Totals
10. Adjustments to the Limit Per Government Code Section 7902.1 (Line D9d minus D4; if negative, then zero)			0.00			
If not zero report amount to: Keely Bosler, Director, State Department of Finance, Attention: School Gann Limits, State Capitol, Room 1145, Sacramento, CA 95814						
SUMMARY	**2020-21 Actual**			**2021-22 Budget**		
11. Adjusted Appropriations Limit (Lines D4 plus D10)			282,463,465.70			296,199,703.58
12. Appropriations Subject to the Limit (Line D9d)			282,463,465.70			

* Please provide below an explanation for each entry in the adjustments column.

Kristi Blandford
Gann Contact Person

916-971-7268
Contact Phone Number

Part I - General Administrative Share of Plant Services Costs

California's indirect cost plan allows that the general administrative costs in the indirect cost pool may include that portion of plant services costs (maintenance and operations costs and facilities rents and leases costs) attributable to the general administrative offices. The calculation of the plant services costs attributed to general administration and included in the pool is standardized and automated using the percentage of salaries and benefits relating to general administration as proxy for the percentage of square footage occupied by general administration.

A. Salaries and Benefits - Other General Administration and Centralized Data Processing

1. Salaries and benefits paid through payroll (Funds 01, 09, and 62, objects 1000-3999 except 3701-3702) (Functions 7200-7700, goals 0000 and 9000) — 15,207,811.31
2. Contracted general administrative positions not paid through payroll
   a. Enter the costs, if any, of general administrative positions performing services ON SITE but paid through a contract, rather than through payroll, in functions 7200-7700, goals 0000 and 9000, Object 5800.
   b. If an amount is entered on Line A2a, provide the title, duties, and approximate FTE of each general administrative position paid through a contract. Retain supporting documentation in case of audit.

B. Salaries and Benefits - All Other Activities

1. Salaries and benefits paid through payroll (Funds 01, 09, and 62, objects 1000-3999 except 3701-3702) (Functions 1000-6999, 7100-7180, & 8100-8400; Functions 7200-7700, all goals except 0000 & 9000) — 401,744,621.88

C. Percentage of Plant Services Costs Attributable to General Administration

(Line A1 plus Line A2a, divided by Line B1; zero if negative) (See Part III, Lines A5 and A6) — 3.79%

Part II - Adjustments for Employment Separation Costs

When an employee separates from service, the local educational agency (LEA) may incur costs associated with the separation in addition to the employee's regular salary and benefits for the final pay period. These additional costs can be categorized as "normal" or "abnormal or mass" separation costs.

Normal separation costs include items such as pay for accumulated unused leave or routine severance pay authorized by governing board policy. Normal separation costs are not allowable as direct costs to federal programs, but are allowable as indirect costs. State programs may have similar restrictions. Where federal or state program guidelines required that the LEA charge an employee's normal separation costs to an unrestricted resource rather than to the restricted program in which the employee worked, the LEA may identify and enter these costs on Line A for inclusion in the indirect cost pool.

Abnormal or mass separation costs are those costs resulting from actions taken by an LEA to influence employees to terminate their employment earlier than they normally would have. Abnormal or mass separation costs include retirement incentives such as a Golden Handshake or severance packages negotiated to effect termination. Abnormal or mass separation costs may not be charged to federal programs as either direct costs or indirect costs. Where an LEA paid abnormal or mass separation costs on behalf of positions in general administrative functions included in the indirect cost pool, the LEA must identify and enter these costs on Line B for exclusion from the pool.

A. Normal Separation Costs (optional)

Enter any normal separation costs paid on behalf of employees of restricted state or federal programs that were charged to an unrestricted resource (0000-1999) in funds 01, 09, and 62 with functions 1000-6999 or 8100-8400 rather than to the restricted program. These costs will be moved in Part III from base costs to the indirect cost pool. Retain supporting documentation.

B. Abnormal or Mass Separation Costs (required)

Enter any abnormal or mass separation costs paid on behalf of general administrative positions charged to unrestricted resources (0000-1999) in funds 01, 09, and 62 with functions 7200-7700. These costs will be moved in Part III from the indirect cost pool to base costs. If none, enter zero. — 0.00

Part III - Indirect Cost Rate Calculation (Funds 01, 09, and 62, unless indicated otherwise)

A.	**Indirect Costs**	
1.	Other General Administration, less portion charged to restricted resources or specific goals (Functions 7200-7600, objects 1000-5999, minus Line B9)	10,962,123.04
2.	Centralized Data Processing, less portion charged to restricted resources or specific goals (Function 7700, objects 1000-5999, minus Line B10)	6,006,397.81
3.	External Financial Audit - Single Audit (Function 7190, resources 0000-1999, goals 0000 and 9000, objects 5000-5999)	94,350.00
4.	Staff Relations and Negotiations (Function 7120, resources 0000-1999, goals 0000 and 9000, objects 1000-5999)	260,634.46
5.	Plant Maintenance and Operations (portion relating to general administrative offices only) (Functions 8100-8400, objects 1000-5999 except 5100, times Part I, Line C)	1,460,252.12
6.	Facilities Rents and Leases (portion relating to general administrative offices only) (Function 8700, resources 0000-1999, objects 1000-5999 except 5100, times Part I, Line C)	3.84
7.	Adjustment for Employment Separation Costs	
	a. Plus: Normal Separation Costs (Part II, Line A)	0.00
	b. Less: Abnormal or Mass Separation Costs (Part II, Line B)	0.00
8.	Total Indirect Costs (Lines A1 through A7a, minus Line A7b)	18,783,761.27
9.	Carry-Forward Adjustment (Part IV, Line F)	(2,841,726.76)
10.	Total Adjusted Indirect Costs (Line A8 plus Line A9)	15,942,034.51
B.	**Base Costs**	
1.	Instruction (Functions 1000-1999, objects 1000-5999 except 5100)	291,036,641.74
2.	Instruction-Related Services (Functions 2000-2999, objects 1000-5999 except 5100)	88,565,084.80
3.	Pupil Services (Functions 3000-3999, objects 1000-5999 except 4700 and 5100)	35,550,096.11
4.	Ancillary Services (Functions 4000-4999, objects 1000-5999 except 5100)	1,565,075.33
5.	Community Services (Functions 5000-5999, objects 1000-5999 except 5100)	8,605.00
6.	Enterprise (Function 6000, objects 1000-5999 except 4700 and 5100)	66,954.40
7.	Board and Superintendent (Functions 7100-7180, objects 1000-5999, minus Part III, Line A4)	4,195,292.58
8.	External Financial Audit - Single Audit and Other (Functions 7190-7191, objects 5000-5999, minus Part III, Line A3)	0.00
9.	Other General Administration (portion charged to restricted resources or specific goals only) (Functions 7200-7600, resources 2000-9999, objects 1000-5999; Functions 7200-7600, resources 0000-1999, all goals except 0000 and 9000, objects 1000-5999)	1,747,368.56
10.	Centralized Data Processing (portion charged to restricted resources or specific goals only) (Function 7700, resources 2000-9999, objects 1000-5999; Function 7700, resources 0000-1999, all goals except 0000 and 9000, objects 1000-5999)	627,421.08
11.	Plant Maintenance and Operations (all except portion relating to general administrative offices) (Functions 8100-8400, objects 1000-5999 except 5100, minus Part III, Line A5)	37,068,827.53
12.	Facilities Rents and Leases (all except portion relating to general administrative offices) (Function 8700, objects 1000-5999 except 5100, minus Part III, Line A6)	97.36
13.	Adjustment for Employment Separation Costs	
	a. Less: Normal Separation Costs (Part II, Line A)	0.00
	b. Plus: Abnormal or Mass Separation Costs (Part II, Line B)	0.00
14.	Student Activity (Fund 08, functions 4000-5999, objects 1000-5999 except 5100)	433,393.71
15.	Adult Education (Fund 11, functions 1000-6999, 8100-8400, and 8700, objects 1000-5999 except 5100)	2,819,079.64
16.	Child Development (Fund 12, functions 1000-6999, 8100-8400 & 8700, objects 1000-5999 except 4700 & 5100)	20,297,224.52
17.	Cafeteria (Funds 13 & 61, functions 1000-6999, 8100-8400 & 8700, objects 1000-5999 except 4700 & 5100)	8,211,896.31
18.	Foundation (Funds 19 & 57, functions 1000-6999, 8100-8400 & 8700, objects 1000-5999 except 4700 & 5100)	0.00
19.	Total Base Costs (Lines B1 through B12 and Lines B13b through B18, minus Line B13a)	492,193,058.67
C.	**Straight Indirect Cost Percentage Before Carry-Forward Adjustment (For information only - not for use when claiming/recovering indirect costs)** (Line A8 divided by Line B19)	3.82%
D.	**Preliminary Proposed Indirect Cost Rate (For final approved fixed-with-carry-forward rate for use in 2022-23 see www.cde.ca.gov/fg/ac/ic)** (Line A10 divided by Line B19)	3.24%

Part IV - Carry-forward Adjustment

The carry-forward adjustment is an after-the-fact adjustment for the difference between indirect costs recoverable using the indirect cost rate approved for use in a given year, and the actual indirect costs incurred in that year. The carry-forward adjustment eliminates the need for LEAs to file amended federal reports when their actual indirect costs vary from the estimated indirect costs on which the approved rate was based.

Where the ratio of indirect costs incurred in the current year is less than the estimated ratio of indirect costs on which the approved rate for use in the current year was based, the carry-forward adjustment is limited by using either the approved rate times current year base costs, or the highest rate actually used to recover costs from any program times current year base costs, if the highest rate used was less than the approved rate. Rates used to recover costs from programs are displayed in Exhibit A.

A.	**Indirect costs incurred in the current year (Part III, Line A8)**	18,783,761.27
B.	**Carry-forward adjustment from prior year(s)**	
1.	Carry-forward adjustment from the second prior year	621,638.22
2.	Carry-forward adjustment amount deferred from prior year(s), if any	0.00
C.	**Carry-forward adjustment for under- or over-recovery in the current year**	
1.	Under-recovery: Part III, Line A8, plus carry-forward adjustment from prior years, minus (approved indirect cost rate (4.52%) times Part III, Line B19); zero if negative	0.00
2.	Over-recovery: Part III, Line A8, plus carry-forward adjustment from prior years, minus the lesser of (approved indirect cost rate (4.52%) times Part III, Line B19) or (the highest rate used to recover costs from any program (4.52%) times Part III, Line B19); zero if positive	(2,841,726.76)
D.	**Preliminary carry-forward adjustment (Line C1 or C2)**	(2,841,726.76)
E.	**Optional allocation of negative carry-forward adjustment over more than one year**	

Where a negative carry-forward adjustment causes the proposed approved rate to fall below zero or would reduce the rate at which the LEA could recover indirect costs to such an extent that it would cause the LEA significant fiscal harm, the LEA may request that the carry-forward adjustment be allocated over more than one year. Where allocation of a negative carry-forward adjustment over more than one year does not resolve a negative rate, the CDE will work with the LEA on a case-by-case basis to establish an approved rate.

Option 1.	Preliminary proposed approved rate (Part III, Line D) if entire negative carry-forward adjustment is applied to the current year calculation:	3.24%
Option 2.	Preliminary proposed approved rate (Part III, Line D) if one-half of negative carry-forward adjustment ($-1,420,863.38) is applied to the current year calculation and the remainder ($-1,420,863.38) is deferred to one or more future years:	3.53%
Option 3.	Preliminary proposed approved rate (Part III, Line D) if one-third of negative carry-forward adjustment ($-947,242.25) is applied to the current year calculation and the remainder ($-1,894,484.51) is deferred to one or more future years:	3.62%
	LEA request for Option 1, Option 2, or Option 3	1
F.	**Carry-forward adjustment used in Part III, Line A9 (Line D minus amount deferred if Option 2 or Option 3 is selected)**	(2,841,726.76)

Approved indirect cost rate: 4.52%
Highest rate used in any program: 4.52%

Fund	Resource	Eligible Expenditures (Objects 1000-5999 except Object 5100)	Indirect Costs Charged (Objects 7310 and 7350)	Rate Used
01	3010	11,998,007.53	542,309.47	4.52%
01	3182	524,989.23	23,727.77	4.52%
01	3210	9,665,664.99	436,888.01	4.52%
01	3212	5,609,947.94	253,570.06	4.52%
01	3215	743,250.86	33,595.14	4.52%
01	3310	7,037,431.97	318,092.03	4.52%
01	3311	215,762.50	9,752.61	4.52%
01	3312	(324,658.61)	37,054.61	-11.41%
01	3315	387,722.36	17,524.64	4.52%
01	3318	(46,225.00)	296.00	-0.64%
01	3327	496,144.23	22,424.77	4.52%
01	3345	2,572.29	115.71	4.50%
01	3385	155,266.00	7,018.00	4.52%
01	3395	15,985.96	723.04	4.52%
01	3410	63,630.79	2,876.11	4.52%
01	3550	262,256.99	11,854.01	4.52%
01	3724	35,846.24	1,619.76	4.52%
01	4035	1,234,806.42	55,813.58	4.52%
01	4124	316,655.79	14,312.21	4.52%
01	4127	911,073.45	41,179.71	4.52%
01	4201	313,899.02	14,188.24	4.52%
01	4203	714,518.13	32,296.22	4.52%
01	4510	30,844.71	1,394.29	4.52%
01	5630	193,153.66	8,632.34	4.47%
01	6010	3,160,913.79	142,819.21	4.52%
01	6385	107,588.98	4,863.02	4.52%
01	6387	1,108,106.36	50,086.44	4.52%
01	6388	112,122.52	5,067.48	4.52%
01	6500	57,512,967.04	2,599,586.03	4.52%
01	6520	367,742.89	16,621.11	4.52%
01	6546	2,482,424.00	112,206.00	4.52%
01	6695	317,437.52	14,347.48	4.52%
01	7085	398,448.77	18,009.81	4.52%
01	7220	137,062.76	6,195.24	4.52%
01	7388	624,944.62	28,247.38	4.52%
01	7420	2,987,183.46	135,021.54	4.52%
01	7422	9,015,544.50	407,502.50	4.52%
01	7510	2,022,462.89	91,415.00	4.52%
01	7810	737,231.99	33,323.01	4.52%
01	8150	10,190,014.23	460,588.37	4.52%
01	9010	8,088,773.13	13,111.04	0.16%
09	3182	3,790.16	171.32	4.52%

Fund	Resource	Eligible Expenditures (Objects 1000-5999 except Object 5100)	Indirect Costs Charged (Objects 7310 and 7350)	Rate Used
09	6500	173,513.24	7,842.80	4.52%
09	7420	23,227.13	1,049.87	4.52%
11	6391	1,311,588.04	59,283.96	4.52%
12	5025	3,820,612.47	172,262.19	4.51%
12	5320	77,425.70	1,649.81	2.13%
12	6105	2,999,940.61	135,555.39	4.52%
12	9010	12,804,498.77	478,367.55	3.74%
13	5310	10,509,499.03	352,178.24	3.35%
13	5316	329,940.44	14,913.31	4.52%

Description	Object Codes	Lottery: Unrestricted (Resource 1100)	Transferred to Other Resources for Expenditure	Lottery: Instructional Materials (Resource 6300)*	Totals
A. AMOUNT AVAILABLE FOR THIS FISCAL YEAR					
1. Adjusted Beginning Fund Balance	9791-9795	0.00		126,455.86	126,455.86
2. State Lottery Revenue	8560	6,561,156.98		1,848,321.03	8,409,478.01
3. Other Local Revenue	8600-8799	0.00		0.00	0.00
4. Transfers from Funds of Lapsed/Reorganized Districts	8965	0.00		0.00	0.00
5. Contributions from Unrestricted Resources (Total must be zero)	8980	0.00			0.00
6. Total Available (Sum Lines A1 through A5)		6,561,156.98	0.00	1,974,776.89	8,535,933.87
B. EXPENDITURES AND OTHER FINANCING USES					
1. Certificated Salaries	1000-1999	5,362,229.09			5,362,229.09
2. Classified Salaries	2000-2999	0.00			0.00
3. Employee Benefits	3000-3999	1,198,927.89			1,198,927.89
4. Books and Supplies	4000-4999	0.00		1,830,316.68	1,830,316.68
5. a. Services and Other Operating Expenditures (Resource 1100)	5000-5999	0.00			0.00
b. Services and Other Operating Expenditures (Resource 6300)	5000-5999, except 5100, 5710, 5800				
c. Duplicating Costs for Instructional Materials (Resource 6300)	5100, 5710, 5800				
6. Capital Outlay	6000-6999	0.00			0.00
7. Tuition	7100-7199	0.00			0.00
8. Interagency Transfers Out					
a. To Other Districts, County Offices, and Charter Schools	7211,7212,7221, 7222,7281,7282	0.00			0.00
b. To JPAs and All Others	7213,7223, 7283,7299	0.00			0.00
9. Transfers of Indirect Costs	7300-7399				
10. Debt Service	7400-7499	0.00			0.00
11. All Other Financing Uses	7630-7699	0.00			0.00
12. Total Expenditures and Other Financing Uses (Sum Lines B1 through B11)		6,561,156.98	0.00	1,830,316.68	8,391,473.66
C. ENDING BALANCE (Must equal Line A6 minus Line B12)	979Z	0.00	0.00	144,460.21	144,460.21

D. COMMENTS:

Data from this report will be used to prepare a report to the Legislature as required by Control Section 24.60 of the Budget Act.

*Pursuant to Government Code Section 8880.4(a)(2)(B) and the definition in Education Code Section 60010(h), Resource 6300 funds are to be used for the purchase of instructional materials only. Any amounts in the shaded cells of this column should be reviewed for appropriateness.

		Teacher Full-Time Equivalents				Classroom Units		Pupils Transported
		Instructional Supervision and Administration (Functions 2100-2200)	Library, Media, Technology and Other Instructional Resources (Functions 2420-2495)	School Administration (Function 2700)	Pupil Support Services (Functions 3100-3199 & 3900)	Plant Maintenance and Operations (Functions 8100-8400)	Facilities Rents and Leases (Function 8700)	Pupil Transportation (Function 3600)
A. Amount of Undistributed Expenditures, Funds 01, 09, and 62, Goals 0000 and 9000 (will be allocated based on factors input)		1,348,964.82	14,082,143.52	706,300.58	3,648,473.89	35,104,620.56	0.00	200.33
B. Enter Allocation Factor(s) by Goal: (Note: Allocation factors are only needed for a column if there are undistributed expenditures in line A.)		FTE Factor(s)	FTE Factor(s)	FTE Factor(s)	FTE Factor(s)	CU Factor(s)	CU Factor(s)	PT Factor(s)
Instructional Goals	**Description**							
0001	Pre-Kindergarten							
1110	Regular Education, K–12	49.97	11.20	1,573.96	99.75	3,256.15		0.00
3100	Alternative Schools			41.60	1.00	12.60		
3200	Continuation Schools			3.17		3.45		
3300	Independent Study Centers			19.27	0.80	21.24		
3400	Opportunity Schools							
3550	Community Day Schools							
3700	Specialized Secondary Programs							
3800	Career Technical Education	0.53		12.22	3.00	16.35		
4110	Regular Education, Adult							
4610	Adult Independent Study Centers							
4620	Adult Correctional Education							
4630	Adult Career Technical Education							
4760	Bilingual	1.00		53.46		57.62		
4850	Migrant Education							
5000-5999	Special Education (allocated to 5001)			331.85	1.00	357.09		755.00
6000	ROC/P							
Other Goals	**Description**							
7110	Nonagency - Educational							
7150	Nonagency - Other							
8100	Community Services							
8500	Child Care and Development Services							
Other Funds	**Description**							
- -	Adult Education (Fund 11)					58.00		
- -	Child Development (Fund 12)					182.76		
- -	Cafeteria (Funds 13 & 61)					60.89		
C. Total Allocation Factors		51.50	11.20	2,035.53	105.55	4,026.15	0.00	755.00

Goal	Program/Activity	Direct Costs - Direct Charged (Schedule DCC) Column 1	Direct Costs - Allocated (Schedule AC) Column 2	Direct Costs - Subtotal (col. 1 + 2) Column 3	Central Admin Costs (col. 3 x Sch. CAC line E) Column 4	Other Costs (Schedule OC) Column 5	Total Costs by Program (col. 3 + 4 + 5) Column 6
Instructional Goals							
0001	Pre-Kindergarten	746,661.50	0.00	746,661.50	36,075.58		782,737.08
1110	Regular Education, K–12	293,033,203.53	47,776,036.04	340,809,239.57	16,466,484.18		357,275,723.75
3100	Alternative Schools	9,030,736.88	158,862.27	9,189,599.15	444,003.19		9,633,602.34
3200	Continuation Schools	498,215.91	31,181.03	529,396.94	25,578.26		554,975.20
3300	Independent Study Centers	2,951,236.85	219,534.29	3,170,771.14	153,198.47		3,323,969.61
3400	Opportunity Schools	0.00	0.00	0.00	0.00		0.00
3550	Community Day Schools	0.00	0.00	0.00	0.00		0.00
3700	Specialized Secondary Programs	0.00	0.00	0.00	0.00		0.00
3800	Career Technical Education	3,516,995.41	264,379.81	3,781,375.22	182,700.31		3,964,075.53
4110	Regular Education, Adult	8,795.42	0.00	8,795.42	424.96		9,220.38
4610	Adult Independent Study Centers	0.00	0.00	0.00	0.00		0.00
4620	Adult Correctional Education	0.00	0.00	0.00	0.00		0.00
4630	Adult Career Technical Education	1,941.74	0.00	1,941.74	93.82		2,035.56
4760	Bilingual	8,100,308.93	547,141.00	8,647,449.93	417,808.79		9,065,258.72
4850	Migrant Education	0.00	0.00	0.00	0.00		0.00
5000-5999	Special Education	86,938,847.05	3,263,436.56	90,202,283.61	4,358,198.97		94,560,482.58
6000	Regional Occupational Ctr/Prg (ROC/P)	0.00	0.00	0.00	0.00		0.00
Other Goals							
7110	Nonagency - Educational	194.13	0.00	194.13	9.38		203.51
7150	Nonagency - Other	597,468.75	0.00	597,468.75	28,867.20		626,335.95
8100	Community Services	8,605.00	0.00	8,605.00	415.76		9,020.76
8500	Child Care and Development Services	0.00	0.00	0.00	0.00		0.00
Other Costs							
----	Food Services					280,331.03	280,331.03
----	Enterprise					66,954.40	66,954.40
----	Facilities Acquisition & Construction					0.00	0.00
----	Other Outgo					23,333,039.21	23,333,039.21
Other Funds ----	Adult Education, Child Development, Cafeteria, Foundation ([Column 3 + CAC, line C5] times CAC, line E)		2,630,132.71	2,630,132.71	1,779,728.67		4,409,861.38
----	Indirect Cost Transfers to Other Funds (Net of Funds 01, 09, 62, Function 7210, Object 7350)				(1,214,210.45)		(1,214,210.45)
----	**Total General Fund and Charter Schools Funds Expenditures**	405,433,211.10	54,890,703.71	460,323,914.81	22,679,377.09	23,680,324.64	506,683,616.54

Goal	Type of Program	Instruction (Functions 1000-1999)	Instructional Supervision and Administration (Functions 2100-2200)	Library, Media, Technology and Other Instructional Resources (Functions 2420-2495)	School Administration (Function 2700)	Pupil Support Services (Functions 3110-3160 and 3900)	Pupil Transportation (Function 3600)	Ancillary Services (Functions 4000-4999)	Community Services (Functions 5000-5999)	General Administration (Functions 7000-7999, except 7210)*	Plant Maintenance and Operations (Functions 8100-8400)	Facilities Rents and Leases (Function 8700)	Total
Instructional Goals													
0001	Pre-Kindergarten	97,468.41	17,463.08	13,256.51	9,382.73	7,858.90	0.00	0.00			601,231.87	0.00	746,661.50
1110	Regular Education, K–12	208,938,296.38	19,063,852.19	13,588,045.24	32,527,742.09	13,995,083.37	174,622.78	1,565,075.33			3,180,384.95	101.20	293,033,203.53
3100	Alternative Schools	7,563,036.61	121,928.33	35,303.86	865,812.63	444,655.45	0.00	0.00			0.00	0.00	9,030,736.88
3200	Continuation Schools	412,288.97	6,078.80	0.00	71,745.68	0.00	0.00	0.00			8,102.46	0.00	498,215.91
3300	Independent Study Centers	2,662,655.62	14,167.66	0.00	178,239.71	96,173.86	0.00	0.00			0.00	0.00	2,951,236.85
3400	Opportunity Schools	0.00	0.00	0.00	0.00	0.00	0.00	0.00			0.00	0.00	0.00
3550	Community Day Schools	0.00	0.00	0.00	0.00	0.00	0.00	0.00			0.00	0.00	0.00
3700	Specialized Secondary Programs	0.00	0.00	0.00	0.00	0.00	0.00	0.00			0.00	0.00	0.00
3800	Career Technical Education	2,638,192.06	606,499.68	0.00	51,953.60	220,350.07	0.00	0.00			0.00	0.00	3,516,995.41
4110	Regular Education, Adult	3,903.44	4,613.03	0.00	81.76	197.19	0.00	0.00			0.00	0.00	8,795.42
4610	Adult Independent Study Centers	0.00	0.00	0.00	0.00	0.00	0.00	0.00			0.00	0.00	0.00
4620	Adult Correctional Education	0.00	0.00	0.00	0.00	0.00	0.00	0.00			0.00	0.00	0.00
4630	Adult Career Technical Education	1,283.59	658.15	0.00	0.00	0.00	0.00	0.00			0.00	0.00	1,941.74
4760	Bilingual	7,852,919.16	10,582.21	0.00	0.00	235,894.06	0.00	0.00			913.50	0.00	8,100,308.93
4850	Migrant Education	0.00	0.00	0.00	0.00	0.00	0.00	0.00			0.00	0.00	0.00
5000-5999	Special Education	64,287,037.35	4,928,663.87	89,714.74	741,888.42	8,086,184.06	8,687,581.20	0.00			117,777.41	0.00	86,938,847.05
6000	ROC/P	0.00	0.00	0.00	0.00	0.00	0.00	0.00			0.00	0.00	0.00
Other Goals													
7110	Nonagency - Educational	194.13	0.00	0.00	0.00	0.00	0.00	0.00	0.00	0.00	0.00	0.00	194.13
7150	Nonagency - Other	440,056.67	126,933.98	0.00	20,661.80	0.00	0.00		0.00	0.00	9,816.30	0.00	597,468.75
8100	Community Services		0.00	0.00	0.00	0.00	0.00		8,605.00	0.00	0.00	0.00	8,605.00
8500	Child Care and Development Services	0.00	0.00	0.00	0.00	0.00	0.00		0.00	0.00	0.00	0.00	0.00
Total Direct Charged Costs		294,897,332.39	24,901,440.98	13,726,320.35	34,467,508.42	23,086,396.96	8,862,203.98	1,565,075.33	8,605.00	0.00	3,918,226.49	101.20	405,433,211.10

* Functions 7100-7199 for goals 8100 and 8500

Goal	Type of Program	Allocated Support Costs (Based on factors input on Form PCRAF)			Total
		Full-Time Equivalents	Classroom Units	Pupils Transported	
Instructional Goals					
0001	Pre-Kindergarten	0.00	0.00	0.00	0.00
1110	Regular Education, K–12	19,385,163.81	28,390,872.23	0.00	47,776,036.04
3100	Alternative Schools	49,000.93	109,861.34	0.00	158,862.27
3200	Continuation Schools	1,099.95	30,081.08	0.00	31,181.03
3300	Independent Study Centers	34,339.47	185,194.82	0.00	219,534.29
3400	Opportunity Schools	0.00	0.00	0.00	0.00
3550	Community Day Schools	0.00	0.00	0.00	0.00
3700	Specialized Secondary Programs	0.00	0.00	0.00	0.00
3800	Career Technical Education	121,821.65	142,558.16	0.00	264,379.81
4110	Regular Education, Adult	0.00	0.00	0.00	0.00
4610	Adult Independent Study Centers	0.00	0.00	0.00	0.00
4620	Adult Correctional Education	0.00	0.00	0.00	0.00
4630	Adult Career Technical Education	0.00	0.00	0.00	0.00
4760	Bilingual	44,743.37	502,397.63	0.00	547,141.00
4850	Migrant Education	0.00	0.00	0.00	0.00
5000-5999	Special Education (allocated to 5001)	149,713.64	3,113,522.59	200.33	3,263,436.56
6000	ROC/P	0.00	0.00	0.00	0.00
Other Goals					
7110	Nonagency - Educational	0.00	0.00	0.00	0.00
7150	Nonagency - Other	0.00	0.00	0.00	0.00
8100	Community Services	0.00	0.00	0.00	0.00
8500	Child Care and Development Svcs.	0.00	0.00	0.00	0.00
Other Funds					
- -	Adult Education (Fund 11)		505,710.91		505,710.91
- -	Child Development (Fund 12)	0.00	1,593,512.53	0.00	1,593,512.53
- -	Cafeteria (Funds 13 and 61)		530,909.27		530,909.27
Total Allocated Support Costs		19,785,882.82	35,104,620.56	200.33	54,890,703.71

A.	**Central Administration Costs in General Fund and Charter Schools Funds**	
1	Board and Superintendent (Funds 01, 09, and 62, Functions 7100-7180, Goals 0000-6999 and 9000, Objects 1000-7999)	4,455,927.04
2	External Financial Audits (Funds 01, 09, and 62, Functions 7190-7191, Goals 0000-6999 and 9000, Objects 1000-7999)	94,350.00
3	Other General Administration (Funds 01, 09, and 62, Functions 7200-7600 except 7210, Goal 0000, Objects 1000-7999)	12,709,491.60
4	Centralized Data Processing (Funds 01, 09, and 62, Function 7700, Goal 0000, Objects 1000-7999)	6,633,818.89
5	Total Central Administration Costs in General Fund and Charter Schools Funds	23,893,587.53
B.	**Direct Charged and Allocated Costs in General Fund and Charter Schools Funds**	
1	Total Direct Charged Costs (from Form PCR, Column 1, Total)	405,433,211.10
2	Total Allocated Costs (from Form PCR, Column 2, Total)	54,890,703.71
3	Total Direct Charged and Allocated Costs in General Fund and Charter Schools Funds	460,323,914.81
C.	**Direct Charged Costs in Other Funds**	
1	Adult Education (Fund 11, Objects 1000-5999, except 5100)	2,819,079.64
2	Child Development (Fund 12, Objects 1000-5999, except 5100)	20,389,366.34
3	Cafeteria (Funds 13 & 61, Objects 1000-5999, except 5100)	10,996,726.74
4	Foundation (Funds 19 & 57, Objects 1000-5999, except 5100)	0.00
5	Total Direct Charged Costs in Other Funds	34,205,172.72
D.	**Total Direct Charged and Allocated Costs (B3 + C5)**	494,529,087.53
E.	**Ratio of Central Administration Costs to Direct Charged and Allocated Costs (A5/D)**	4.83%

Type of Activity	Food Services (Function 3700)	Enterprise (Function 6000)	Facilities Acquisition & Construction (Function 8500)	Other Outgo (Functions 9000-9999)	Total
Food Services (Objects 1000-5999, 6400, and 6500)	280,331.03				280,331.03
Enterprise (Objects 1000-5999, 6400, and 6500)		66,954.40			66,954.40
Facilities Acquisition & Construction (Objects 1000-6500)			0.00		0.00
Other Outgo (Objects 1000-7999)				23,333,039.21	23,333,039.21
Total Other Costs	280,331.03	66,954.40	0.00	23,333,039.21	23,680,324.64

Description	Direct Costs - Interfund Transfers In 5750	Direct Costs - Interfund Transfers Out 5750	Indirect Costs - Interfund Transfers In 7350	Indirect Costs - Interfund Transfers Out 7350	Interfund Transfers In 8900-8929	Interfund Transfers Out 7600-7629	Due From Other Funds 9310	Due To Other Funds 9610
01 GENERAL FUND								
Expenditure Detail	0.00	(4,846,956.99)	0.00	(1,223,274.44)				
Other Sources/Uses Detail					100,000.00	21,988,468.39		
Fund Reconciliation							3,322,312.39	18,052,438.46
08 STUDENT ACTIVITY SPECIAL REVENUE FUND								
Expenditure Detail	0.00	0.00	0.00	0.00				
Other Sources/Uses Detail					0.00	0.00		
Fund Reconciliation							0.00	0.00
09 CHARTER SCHOOLS SPECIAL REVENUE FUND								
Expenditure Detail	80,208.51	0.00	9,063.99	0.00				
Other Sources/Uses Detail					0.00	224,525.53		
Fund Reconciliation							161,936.39	30,643.09
10 SPECIAL EDUCATION PASS-THROUGH FUND								
Expenditure Detail								
Other Sources/Uses Detail								
Fund Reconciliation							1,475,404.09	0.00
11 ADULT EDUCATION FUND								
Expenditure Detail	105,339.78	0.00	59,283.96	0.00				
Other Sources/Uses Detail					0.00	90,300.00		
Fund Reconciliation							0.00	59,283.96
12 CHILD DEVELOPMENT FUND								
Expenditure Detail	66,274.01	0.00	787,834.94	0.00				
Other Sources/Uses Detail					2,915,000.00	0.00		
Fund Reconciliation							9,353.23	517,390.64
13 CAFETERIA SPECIAL REVENUE FUND								
Expenditure Detail	363,458.70	0.00	367,091.55	0.00				
Other Sources/Uses Detail					3,500,000.00	7,775.00		
Fund Reconciliation							22,539.13	3,838.25
14 DEFERRED MAINTENANCE FUND								
Expenditure Detail	0.00	0.00						
Other Sources/Uses Detail					2,000,000.00	0.00		
Fund Reconciliation							0.00	1,875.00
15 PUPIL TRANSPORTATION EQUIPMENT FUND								
Expenditure Detail	0.00	0.00						
Other Sources/Uses Detail					0.00	0.00		
Fund Reconciliation							0.00	0.00
17 SPECIAL RESERVE FUND FOR OTHER THAN CAPITAL OUTLAY								
Expenditure Detail								
Other Sources/Uses Detail					0.00	0.00		
Fund Reconciliation							0.00	0.00
18 SCHOOL BUS EMISSIONS REDUCTION FUND								
Expenditure Detail	0.00	0.00						
Other Sources/Uses Detail					0.00	0.00		
Fund Reconciliation							0.00	0.00
19 FOUNDATION SPECIAL REVENUE FUND								
Expenditure Detail	0.00	0.00	0.00	0.00				
Other Sources/Uses Detail						0.00		
Fund Reconciliation							0.00	0.00
20 SPECIAL RESERVE FUND FOR POSTEMPLOYMENT BENEFITS								
Expenditure Detail								
Other Sources/Uses Detail					0.00	0.00		
Fund Reconciliation							0.00	0.00
21 BUILDING FUND								
Expenditure Detail	1,592,029.37	0.00						
Other Sources/Uses Detail					4,037,811.92	0.00		
Fund Reconciliation							3,476,128.50	100,693.87
25 CAPITAL FACILITIES FUND								
Expenditure Detail	0.00	0.00						
Other Sources/Uses Detail					0.00	0.00		
Fund Reconciliation							0.00	0.00
30 STATE SCHOOL BUILDING LEASE/PURCHASE FUND								
Expenditure Detail	0.00	0.00						
Other Sources/Uses Detail					0.00	0.00		
Fund Reconciliation							0.00	0.00
35 COUNTY SCHOOL FACILITIES FUND								
Expenditure Detail	0.00	0.00						
Other Sources/Uses Detail					0.00	3,141,743.00		
Fund Reconciliation							0.00	0.00
40 SPECIAL RESERVE FUND FOR CAPITAL OUTLAY PROJECTS								
Expenditure Detail	0.00	0.00						
Other Sources/Uses Detail					0.00	0.00		
Fund Reconciliation							0.00	59,215.87
49 CAP PROJ FUND FOR BLENDED COMPONENT UNITS								
Expenditure Detail	0.00	0.00						
Other Sources/Uses Detail					0.00	0.00		
Fund Reconciliation							0.00	0.00
51 BOND INTEREST AND REDEMPTION FUND								
Expenditure Detail								
Other Sources/Uses Detail					0.00	0.00		
Fund Reconciliation							0.00	0.00
52 DEBT SVC FUND FOR BLENDED COMPONENT UNITS								
Expenditure Detail								
Other Sources/Uses Detail					0.00	0.00		
Fund Reconciliation							0.00	0.00
53 TAX OVERRIDE FUND								
Expenditure Detail								
Other Sources/Uses Detail					0.00	0.00		
Fund Reconciliation							0.00	0.00
56 DEBT SERVICE FUND								
Expenditure Detail								
Other Sources/Uses Detail					0.00	0.00		
Fund Reconciliation							0.00	0.00
57 FOUNDATION PERMANENT FUND								
Expenditure Detail	0.00	0.00	0.00	0.00				
Other Sources/Uses Detail						0.00		
Fund Reconciliation							0.00	0.00

Description	Direct Costs - Interfund Transfers In 5750	Direct Costs - Interfund Transfers Out 5750	Indirect Costs - Interfund Transfers In 7350	Indirect Costs - Interfund Transfers Out 7350	Interfund Transfers In 8900-8929	Interfund Transfers Out 7600-7629	Due From Other Funds 9310	Due To Other Funds 9610
61 CAFETERIA ENTERPRISE FUND								
Expenditure Detail	0.00	0.00	0.00	0.00				
Other Sources/Uses Detail					0.00	0.00		
Fund Reconciliation							0.00	0.00
62 CHARTER SCHOOLS ENTERPRISE FUND								
Expenditure Detail	0.00	0.00	0.00	0.00				
Other Sources/Uses Detail					0.00	0.00		
Fund Reconciliation							0.00	0.00
63 OTHER ENTERPRISE FUND								
Expenditure Detail	0.00	0.00						
Other Sources/Uses Detail					0.00	0.00		
Fund Reconciliation							0.00	0.00
66 WAREHOUSE REVOLVING FUND								
Expenditure Detail	0.00	0.00						
Other Sources/Uses Detail					0.00	0.00		
Fund Reconciliation							0.00	0.00
67 SELF-INSURANCE FUND								
Expenditure Detail	2,639,646.62	0.00						
Other Sources/Uses Detail					13,000,000.00	100,000.00		
Fund Reconciliation							13,001,379.92	2,643,674.51
71 RETIREE BENEFIT FUND								
Expenditure Detail								
Other Sources/Uses Detail					0.00			
Fund Reconciliation							0.00	0.00
73 FOUNDATION PRIVATE-PURPOSE TRUST FUND								
Expenditure Detail	0.00	0.00						
Other Sources/Uses Detail					0.00			
Fund Reconciliation							0.00	0.00
76 WARRANT/PASS-THROUGH FUND								
Expenditure Detail								
Other Sources/Uses Detail								
Fund Reconciliation							0.00	0.00
95 STUDENT BODY FUND								
Expenditure Detail								
Other Sources/Uses Detail								
Fund Reconciliation							0.00	0.00
TOTALS	4,846,956.99	(4,846,956.99)	1,223,274.44	(1,223,274.44)	25,552,811.92	25,552,811.92	21,469,053.65	21,469,053.65

Object Code	Description	Special Education, Unspecified (Goal 5001)	Regionalized Services (Goal 5050)	Regionalized Program Specialist (Goal 5060)	Special Education, Infants (Goal 5710)	Special Education, Preschool Students (Goal 5730)	Spec. Education, Ages 5-22 (Goal 5760)	Adjustments*	Total
	UNDUPLICATED PUPIL COUNT								6,440
TOTAL EXPENDITURES (Funds 01, 09, & 62; resources 0000-9999)									
1000-1999	Certificated Salaries	38,752.62	0.00	0.00	151,664.49	1,573,045.01	29,773,734.04		31,537,196.16
2000-2999	Classified Salaries	4,543,985.83	0.00	0.00	0.00	1,007,961.76	13,466,905.38		19,018,852.97
3000-3999	Employee Benefits	2,957,614.61	0.00	0.00	57,800.07	1,806,436.36	24,659,169.00		29,481,020.04
4000-4999	Books and Supplies	389,204.16	0.00	0.00	325.41	5,602.12	516,961.02		912,092.71
5000-5999	Services and Other Operating Expenditures	792,400.55	0.00	0.00	97,089.00	68.00	4,936,366.74		5,825,924.29
6000-6999	Capital Outlay	17,760.88	0.00	0.00	0.00	0.00	146,000.00		163,760.88
7130	State Special Schools	0.00	0.00	0.00	0.00	0.00	112,755.00		112,755.00
7430-7439	Debt Service	299,823.29	0.00	0.00	0.00	0.00	0.00		299,823.29
	Total Direct Costs	9,039,541.94	0.00	0.00	306,878.97	4,393,113.25	73,611,891.18	0.00	87,351,425.34
7310	Transfers of Indirect Costs	386,619.12	0.00	0.00	7,018.00	17,640.35	3,083,474.42		3,494,751.89
7350	Transfers of Indirect Costs - Interfund	0.00	0.00	0.00	0.00	0.00	7,842.80		7,842.80
PCRA	Program Cost Report Allocations	3,263,436.50							3,263,436.50
	Total Indirect Costs and PCR Allocations	3,650,055.62	0.00	0.00	7,018.00	17,640.35	3,091,317.22	0.00	6,766,031.19
	TOTAL COSTS	12,689,597.56	0.00	0.00	313,896.97	4,410,753.60	76,703,208.40	0.00	94,117,456.53
FEDERAL EXPENDITURES (Funds 01, 09, and 62; resources 3000-5999, except 3385)									
1000-1999	Certificated Salaries	306.51	0.00	0.00	1,160.01	79,179.01	610,437.69		691,083.22
2000-2999	Classified Salaries	44,397.71	0.00	0.00	0.00	615,569.62	4,053,789.83		4,713,757.16
3000-3999	Employee Benefits	11,228.91	0.00	0.00	175.87	600,150.26	3,432,535.71		4,044,090.75
4000-4999	Books and Supplies	11,070.21	0.00	0.00	0.00	2,504.29	101,170.98		114,745.48
5000-5999	Services and Other Operating Expenditures	4,915.75	0.00	0.00	0.00	68.00	(977,569.39)		(972,585.64)
6000-6999	Capital Outlay	0.00	0.00	0.00	0.00	0.00	146,000.00		146,000.00
7130	State Special Schools	0.00	0.00	0.00	0.00	0.00	0.00		0.00
7430-7439	Debt Service	0.00	0.00	0.00	0.00	0.00	0.00		0.00
	Total Direct Costs	71,919.09	0.00	0.00	1,335.88	1,297,471.18	7,366,364.82	0.00	8,737,090.97
7310	Transfers of Indirect Costs	723.04	0.00	0.00	0.00	17,640.35	355,061.28		373,424.67
7350	Transfers of Indirect Costs - Interfund	0.00	0.00	0.00	0.00	0.00	0.00		0.00
	Total Indirect Costs	723.04	0.00	0.00	0.00	17,640.35	355,061.28	0.00	373,424.67
	TOTAL BEFORE OBJECT 8980	72,642.13	0.00	0.00	1,335.88	1,315,111.53	7,721,426.10	0.00	9,110,515.64
8980	Less: Contributions from Unrestricted Revenues to Federal Resources (Resources 3310-3400, except 3385, all goals; resources 3000-3178 & 3410-5810, goals 5000-5999)								0.00
	TOTAL COSTS								9,110,515.64

Object Code	Description	Special Education, Unspecified (Goal 5001)	Regionalized Services (Goal 5050)	Regionalized Program Specialist (Goal 5060)	Special Education, Infants (Goal 5710)	Special Education, Preschool Students (Goal 5730)	Spec. Education, Ages 5-22 (Goal 5760)	Adjustments*	Total
STATE AND LOCAL EXPENDITURES (Funds 01, 09, & 62; resources 0000-2999, 3385, & 6000-9999)									
1000-1999	Certificated Salaries	38,446.11	0.00	0.00	150,504.48	1,493,866.00	29,163,296.35		30,846,112.94
2000-2999	Classified Salaries	4,499,588.12	0.00	0.00	0.00	392,392.14	9,413,115.55		14,305,095.81
3000-3999	Employee Benefits	2,946,385.70	0.00	0.00	57,624.20	1,206,286.10	21,226,633.29		25,436,929.29
4000-4999	Books and Supplies	378,133.95	0.00	0.00	325.41	3,097.83	415,790.04		797,347.23
5000-5999	Services and Other Operating Expenditures	787,484.80	0.00	0.00	97,089.00	0.00	5,913,936.13		6,798,509.93
6000-6999	Capital Outlay	17,760.88	0.00	0.00	0.00	0.00	0.00		17,760.88
7130	State Special Schools	0.00	0.00	0.00	0.00	0.00	112,755.00		112,755.00
7430-7439	Debt Service	299,823.29	0.00	0.00	0.00	0.00	0.00		299,823.29
	Total Direct Costs	8,967,622.85	0.00	0.00	305,543.09	3,095,642.07	66,245,526.36	0.00	78,614,334.37
7310	Transfers of Indirect Costs	385,896.08	0.00	0.00	7,018.00	0.00	2,728,413.14		3,121,327.22
7350	Transfers of Indirect Costs - Interfund	0.00	0.00	0.00	0.00	0.00	7,842.80		7,842.80
PCRA	Program Cost Report Allocations	3,263,436.50							3,263,436.50
	Total Indirect Costs and PCR Allocations	3,649,332.58	0.00	0.00	7,018.00	0.00	2,736,255.94	0.00	6,392,606.52
	TOTAL BEFORE OBJECT 8980	12,616,955.43	0.00	0.00	312,561.09	3,095,642.07	68,981,782.30	0.00	85,006,940.89
8980	Contributions from Unrestricted Revenues to Federal Resources (from Federal Expenditures section)								0.00
	TOTAL COSTS								85,006,940.89
LOCAL EXPENDITURES (Funds 01, 09, & 62; resources 0000-1999 & 8000-9999)									
1000-1999	Certificated Salaries	0.00	0.00	0.00	0.00	0.00	5,791.57		5,791.57
2000-2999	Classified Salaries	4,497,999.54	0.00	0.00	0.00	1,988.01	3,277.38		4,503,264.93
3000-3999	Employee Benefits	2,933,436.42	0.00	0.00	0.00	300.21	2,501.81		2,936,238.44
4000-4999	Books and Supplies	378,133.95	0.00	0.00	0.00	229.27	35,249.50		413,612.72
5000-5999	Services and Other Operating Expenditures	785,464.80	0.00	0.00	0.00	0.00	1,200,990.47		1,986,455.27
6000-6999	Capital Outlay	17,760.88	0.00	0.00	0.00	0.00	0.00		17,760.88
7130	State Special Schools	0.00	0.00	0.00	0.00	0.00	0.00		0.00
7430-7439	Debt Service	299,823.29	0.00	0.00	0.00	0.00	0.00		299,823.29
	Total Direct Costs	8,912,618.88	0.00	0.00	0.00	2,517.49	1,247,810.73	0.00	10,162,947.10
7310	Transfers of Indirect Costs	385,896.08	0.00	0.00	0.00	0.00	0.00		385,896.08
7350	Transfers of Indirect Costs - Interfund	0.00	0.00	0.00	0.00	0.00	0.00		0.00
	Total Indirect Costs	385,896.08	0.00	0.00	0.00	0.00	0.00	0.00	385,896.08
	TOTAL BEFORE OBJECT 8980	9,298,514.96	0.00	0.00	0.00	2,517.49	1,247,810.73	0.00	10,548,843.18
8980	Contributions from Unrestricted Revenues to Federal Resources (from Federal Expenditures section)								0.00
8980	Contributions from Unrestricted Revenues to State Resources (Resources 3385, 6500, 6510, & 7240, all goals; resources 2000-2999 & 6010-7810, except 6500, 6510, & 7240, goals 5000-5999)								32,127,294.23
	TOTAL COSTS								42,676,137.41

* Attach an additional sheet with explanations of any amounts in the Adjustments column.

2019-20 Expenditures	A. State and Local	B. Local Only
1. Enter Total Costs amounts from the 2019-20 Report SEMA, 2019-20 Expenditures by LEA (LE-CY) worksheet, Total Column, for the State and Local Expenditures section and the Local Expenditures section		
2. Enter audit adjustments of 2019-20 special education expenditures from SACS2021ALL data, not included in Line 1 (explain below) (Funds 01, 09, and 62; resources 0000-2999 & 6000-9999; Object 9793)		
3. Enter restatements of 2020-21 special education beginning fund balances from SACS2021ALL data, not included in Line 1 (explain below) (Funds 01, 09, and 62; resources 0000-2999 & 6000-9999; Object 9795)		
4. Enter any other adjustments, not included in Line 1 (explain below)		
5. 2019-20 Expenditures, Adjusted for 2020-21 MOE Calculation (Sum lines 1 through 4)	0.00	0.00

C. Unduplicated Pupil Count	
1. Enter the unduplicated pupil count reported in 2019-20 Report SEMA, 2019-20 Expenditures by LEA (LE-CY) worksheet	
2. Enter any adjustments not included in Line C1 (explain below)	
3. 2019-20 Unduplicated Pupil Count, Adjusted for 2020-21 MOE Calculation (Line C1 plus Line C2)	0.00

SELPA: San Juan Unified (CN)

This form is used to check maintenance of effort (MOE) for an LEA, whether the LEA is a member of a SELPA or is a single-LEA SELPA. If a member of a SELPA, submit this form together with the 2020-21 Expenditures by LEA (LE-CY) and the 2019-20 Expenditures by LEA (LE-PY) to the SELPA AU. If a single-LEA SELPA, submit the forms to the CDE.

Per the federal Subsequent Years Rule, in order to determine the required level of effort, the LEA must look back to the last fiscal year in which the LEA maintained effort using the same method by which it is currently establishing the compliance standard. To meet the requirement of the Subsequent Years Rule, the LMC-A worksheet has been revised to make changes to sections 3.A.1, 3.A.2, 3.B.1, and 3.B.2. The revised sections allow the LEA to compare the 2020-21 expenditures to the most recent fiscal year the LEA met MOE using that method, which is the comparison year. To ensure the LEA is comparing 2020-21 expenditures to the appropriate comparison year, the LEA is required to complete the Subsequent Years Tracking (SYT) worksheet with their LMC-A worksheet. The SYT worksheet tracks the result for each of the four methods back to FY 2011-12, which is the baseline year for LEA MOE calculations established by the Office of Special Education Programs. The SYT worksheet is available at: http://www.cde.ca.gov/sp/se/as/documents/subseqyrtrckwrksht.xls.

There are four methods that the LEA can use to demonstrate the compliance standard. They are (1) combined state and local expenditures; (2) combined state and local expenditures on a per capita basis; (3) local expenditures only; and (4) local expenditures only on a per capita basis.

The LEA is only required to pass one of the tests to meet the MOE requirement. However, the LEA is required to show results for all four methods. These results are necessary both for historical purposes and for the possibility that the LEA may want, or need, to switch methods in future years.

SECTION 1 Exempt Reduction Under 34 CFR Section 300.204

If your LEA determines that a reduction in expenditures occurred as a result of one or more of the following conditions, you may calculate a reduction to the required MOE standard. Reductions may apply to combined state and local MOE standard, local only MOE standard, or both. If the LEA meets one of the conditions below, the LEA must complete and include the IDEA MOE Exemption Worksheet available at: http://www.cde.ca.gov/sp/se/as/documents/leamoeexempwrksht.xls

1. Voluntary departure, by retirement or otherwise, or departure for just cause, of special education or related services personnel.

2. A decrease in the enrollment of children with disabilities.

3. The termination of the obligation of the agency to provide a program of special education to a particular child with a disability that is an exceptionally costly program, as determined by the SEA, because the child:

   a. Has left the jurisdiction of the agency;
   b. Has reached the age at which the obligation of the agency to provide free appropriate public education (FAPE) to the child has terminated; or
   c. No longer needs the program of special education.

4. The termination of costly expenditures for long-term purchases, such as the acquisition of equipment or the construction of school facilities.

5. The assumption of cost by the high cost fund operated by the SEA under 34 CFR Sec. 300.704(c).

Provide the condition number, if any, to be used in the calculation below:	State and Local	Local Only
1	494,400.17	494,400.17
3	2,891,526.42	2,891,526.42
Total exempt reductions	3,385,926.59	3,385,926.59

SELPA: San Juan Unified (CN)

SECTION 2 **Reduction to MOE Requirement Under IDEA, Section 613 (a)(2)(C) (34 CFR Sec. 300.205)**

IMPORTANT NOTE: Only LEAs that have a "meets requirement" compliance determination and that are not found significantly disproportionate for the current year are eligible to use this option to reduce their MOE requirement.

Up to 50% of the increase in IDEA Part B Section 611 funding in current year compared with prior year may be used to reduce the required level of state and local expenditures. This option is available only if the LEA used or will use the freed up funds for activities authorized under the Elementary and Secondary Education Act (ESEA) of 1965. Also, the amount of Part B funds used for early intervening services (34 CFR 300.226(a)) will count toward the maximum amount by which the LEA may reduce its MOE requirement under this exception [P.L. 108-446].

			State and Local	Local Only
Current year funding (IDEA Section 611 Local Assistance Grant Award - Resource 3310)	9,707,542.00			
Less: Prior year's funding (IDEA Section 611 Local Assistance Grant Awards - Resource 3310	9,283,445.00			
Increase in funding (if difference is positive)	424,097.00			
Maximum available for MOE reduction (50% of increase in funding)	212,048.50	(a)		
Current year funding (IDEA Section 619 - Resource 3315)				
Maximum available for early intervening services (EIS) (15% of current year funding - Resources 3310 and 3315)	1,456,131.30	(b)		
If (b) is greater than (a).				
Enter portion to set aside for EIS (cannot exceed line (b), Maximum available for EIS)		(c)		
Available for MOE reduction. (line (a) minus line (c), zero if negative)	212,048.50	(d)		
Enter portion used to reduce MOE requirement (cannot exceed line (d), Available for MOE reduction).			212,048.50	212,048.50
THIS SECTION IS NOT APPLICABLE!				
If (b) is less than (a).				
Enter portion used to reduce MOE requirement (first column cannot exceed line (a), Maximum available for MOE reduction, second and third columns cannot exceed (e), Portion used to reduce MOE requirement).		(e)		
Available to set aside for EIS (line (b) minus line (e), zero if negative)	1,456,131.30	(f)		

Note: If your LEA exercises the authority under 34 CFR 300.205(a) to reduce the MOE requirement, the LEA must list the activities (which are authorized under the ESEA) paid with the freed up funds:

SELPA: San Juan Unified (CN)

SECTION 3

	Column A	Column B	Column C
	Actual Expenditures (LE-CY Worksheet) FY 2020-21	**Actual Expenditures Comparison Year 2019-20**	**Difference (A - B)**
A. COMBINED STATE AND LOCAL EXPENDITURES METHOD			
1. Under "Comparison Year," enter the most recent year in which MOE compliance was met using the actual vs. actual method based on state and local expenditures.			
a. Total special education expenditures	94,117,456.53		
b. Less: Expenditures paid from federal sources	9,110,515.64		
c. Expenditures paid from state and local sources	85,006,940.89	88,475,578.55	
Add/Less: Adjustments required for MOE calculation		0.00	
Comparison year's expenditures, adjusted for MOE calculation		88,475,578.55	
Less: Exempt reduction(s) for SECTION1		3,385,926.59	
Less: 50% reduction from SECTION 2		212,048.50	
Net expenditures paid from state and local sources	85,006,940.89	84,877,603.46	129,337.43

If the difference in Column C for the Section 3.A.1 is positive or zero, the MOE compliance requirement is met based on the combination of state and local expenditures.

	Actual FY 2020-21	Comparison Year 2018-19	Difference
2. Under "Comparison Year," enter the most recent year in which MOE compliance was met using the actual vs. actual method based on the per capita state and local expenditures.			
a. Total special education expenditures	94,117,456.53		
b. Less: Expenditures paid from federal sources	9,110,515.64		
c. Expenditures paid from state and local sources	85,006,940.89	90,107,111.63	
Add/Less: Adjustments required for MOE calculation		0.00	
Comparison year's expenditures, adjusted for MOE calculation		90,107,111.63	
Less: Exempt reduction(s) from SECTION 1		3,385,926.59	
Less: 50% reduction from SECTION 2		212,048.50	
Net expenditures paid from state and local sources	85,006,940.89	86,509,136.54	
d. Special education unduplicated pupil count	6,440	6,351	
e. Per capita state and local expenditures (A2c/A2d)	13,199.84	13,621.34	(421.50)

If the difference in Column C for the Section 3.A.2 is positive or zero, the MOE compliance requirement is met based on the per capita state and local expenditures.

SELPA: San Juan Unified (CN)

B. LOCAL EXPENDITURES ONLY METHOD

	Actual FY 2020-21	Comparison Year 2019-20	Difference
1. Under "Comparison Year," enter the most recent year in which MOE compliance was met using the actual vs. actual method based on local expenditures only.			
a. Expenditures paid from local sources	42,676,137.41	49,755,466.89	
Add/Less: Adjustments required for MOE calculation		0.00	
Comparison year's expenditures, adjusted for MOE calculation		49,755,466.89	
Less: Exempt reduction(s) from SECTION 1		3,385,926.59	
Less: 50% reduction from SECTION 2		212,048.50	
Net expenditures paid from local sources	42,676,137.41	46,157,491.80	(3,481,354.39)

If the difference in Column C for the Section 3.B.1 is positive or zero, the MOE compliance requirement is met based on the local expenditures only.

	Actual FY 2020-21	Comparison Year 2019-20	Difference
2. Under "Comparison Year," enter the most recent year in which MOE compliance was met using the actual vs. actual method based on the per capita local expenditures only.			
a. Expenditures paid from local sources	42,676,137.41	49,755,466.89	
Add/Less: Adjustments required for MOE calculation		0.00	
Comparison year's expenditures, adjusted for MOE		49,755,466.89	
Less: Exempt reduction(s) from SECTION 1		3,385,926.59	
Less: 50% reduction from SECTION 2		212,048.50	
Net expenditures paid from local sources	42,676,137.41	46,157,491.80	
b. Special education unduplicated pupil count	6,440	6,420	
c. Per capita local expenditures (B2a/B2b)	6,626.73	7,189.64	(562.91)

If the difference in Column C for the Section 3.B.2 is positive or zero, the MOE compliance requirement is met based on the per capita local expenditures only.

Dina Geiss
Contact Name

916-971-7266
Telephone Number

Coordinator
Title

DGeiss@sanjuan.edu
Email Address

SELPA: San Juan Unified (CN)

Object Code	Description	San Juan Unified (CN00)	Adjustments*	Total
TOTAL EXPENDITURES - All Sources				
1000-1999	Certificated Salaries			0.00
2000-2999	Classified Salaries			0.00
3000-3999	Employee Benefits			0.00
4000-4999	Books and Supplies			0.00
5000-5999	Services and Other Operating Expenditures			0.00
6000-6999	Capital Outlay			0.00
7130	State Special Schools			0.00
7430-7439	Debt Service			0.00
	Total Direct Costs	0.00	0.00	0.00
7310	Transfers of Indirect Costs			0.00
7350	Transfers of Indirect Costs - Interfund			0.00
PCRA	Program Cost Report Allocations			0.00
	Total Indirect Costs and PCR Allocations	0.00	0.00	0.00
	TOTAL COSTS	0.00	0.00	0.00
EXPENDITURES - Paid from State and Local Sources				
1000-1999	Certificated Salaries			0.00
2000-2999	Classified Salaries			0.00
3000-3999	Employee Benefits			0.00
4000-4999	Books and Supplies			0.00
5000-5999	Services and Other Operating Expenditures			0.00
6000-6999	Capital Outlay			0.00
7130	State Special Schools			0.00
7430-7439	Debt Service			0.00
	Total Direct Costs	0.00	0.00	0.00
7310	Transfers of Indirect Costs			0.00
7350	Transfers of Indirect Costs - Interfund			0.00
PCRA	Program Cost Report Allocations			0.00
	Total Indirect Costs and PCR Allocations	0.00	0.00	0.00
	TOTAL BEFORE OBJECT 8980	0.00	0.00	0.00
8980	Contributions from Unrestricted Revenues to Federal Resources			0.00
	TOTAL COSTS	0.00	0.00	0.00

SELPA: San Juan Unified (CN)

Object Code	Description	San Juan Unified (CN00)	Adjustments*	Total
EXPENDITURES - Paid from Local Sources				
1000-1999	Certificated Salaries			0.00
2000-2999	Classified Salaries			0.00
3000-3999	Employee Benefits			0.00
4000-4999	Books and Supplies			0.00
5000-5999	Services and Other Operating Expenditures			0.00
6000-6999	Capital Outlay			0.00
7130	State Special Schools			0.00
7430-7439	Debt Service			0.00
	Total Direct Costs	0.00	0.00	0.00
7310	Transfers of Indirect Costs			0.00
7350	Transfers of Indirect Costs - Interfund			0.00
	Total Indirect Costs	0.00	0.00	0.00
	TOTAL BEFORE OBJECT 8980	0.00	0.00	0.00
8980	Contributions from Unrestricted Revenues to Federal Resources (from EXPENDITURES - Paid from State and Local Sources section)			0.00
8980	Contributions from Unrestricted Revenues to State Resources			0.00
	TOTAL COSTS	0.00	0.00	0.00
UNDUPLICATED PUPIL COUNT				0

* Attach an additional sheet with explanations of any amounts in the Adjustments column.

Object Code	Description	Special Education, Unspecified (Goal 5001)	Regionalized Services (Goal 5050)	Regionalized Program Specialist (Goal 5060)	Special Education, Infants (Goal 5710)	Special Education, Preschool Students (Goal 5730)	Spec. Education, Ages 5-22 (Goal 5760)	Adjustments*	Total
	UNDUPLICATED PUPIL COUNT								6,440
TOTAL BUDGET (Funds 01, 09, & 62; resources 0000-9999)									
1000-1999	Certificated Salaries	34,040.00	0.00	0.00	119,211.00	1,544,327.00	28,534,403.00		30,231,981.00
2000-2999	Classified Salaries	5,227,161.00	0.00	0.00	0.00	1,229,940.00	15,219,857.00		21,676,958.00
3000-3999	Employee Benefits	3,772,957.00	0.00	0.00	42,278.00	2,216,397.00	27,054,668.00		33,086,300.00
4000-4999	Books and Supplies	986,230.00	0.00	0.00	47,313.00	8,350.00	1,696,925.00		2,738,818.00
5000-5999	Services and Other Operating Expenditures	339,743.00	0.00	0.00	98,762.00	0.00	7,010,171.00		7,448,676.00
6000-6999	Capital Outlay (except Object 6600 & Object 6910)	4,359,600.00	0.00	0.00	0.00	0.00	73,000.00		4,432,600.00
7130	State Special Schools	0.00	0.00	0.00	0.00	0.00	0.00		0.00
7430-7439	Debt Service	299,992.00	0.00	0.00	0.00	0.00	0.00		299,992.00
	Total Direct Costs	15,019,723.00	0.00	0.00	307,564.00	4,999,014.00	79,589,024.00	0.00	99,915,325.00
7310	Transfers of Indirect Costs	389,861.00	0.00	0.00	5,911.00	15,098.00	2,850,053.00		3,260,923.00
7350	Transfers of Indirect Costs - Interfund	0.00	0.00	0.00	0.00	0.00	5,397.00		5,397.00
	Total Indirect Costs	389,861.00	0.00	0.00	5,911.00	15,098.00	2,855,450.00	0.00	3,266,320.00
	TOTAL COSTS	15,409,584.00	0.00	0.00	313,475.00	5,014,112.00	82,444,474.00	0.00	103,181,645.00
STATE AND LOCAL BUDGET (Funds 01, 09, & 62; resources 0000-2999, 3385, & 6000-9999)									
1000-1999	Certificated Salaries	34,040.00	0.00	0.00	119,211.00	1,497,052.00	28,432,339.00		30,082,642.00
2000-2999	Classified Salaries	5,227,161.00	0.00	0.00	0.00	558,735.00	11,163,488.00		16,949,384.00
3000-3999	Employee Benefits	3,772,957.00	0.00	0.00	42,278.00	1,475,214.00	23,403,601.00		28,694,050.00
4000-4999	Books and Supplies	986,230.00	0.00	0.00	47,313.00	3,439.00	1,009,694.00		2,046,676.00
5000-5999	Services and Other Operating Expenditures	339,743.00	0.00	0.00	98,762.00	0.00	6,874,891.00		7,313,396.00
6000-6999	Capital Outlay (except Object 6600 & Object 6910)	4,359,600.00	0.00	0.00	0.00	0.00	0.00		4,359,600.00
7130	State Special Schools	0.00	0.00	0.00	0.00	0.00	0.00		0.00
7430-7439	Debt Service	299,992.00	0.00	0.00	0.00	0.00	0.00		299,992.00
	Total Direct Costs	15,019,723.00	0.00	0.00	307,564.00	3,534,440.00	70,884,013.00	0.00	89,745,740.00
7310	Transfers of Indirect Costs	389,861.00	0.00	0.00	5,911.00	0.00	2,517,320.00		2,913,092.00
7350	Transfers of Indirect Costs - Interfund	0.00	0.00	0.00	0.00	0.00	5,397.00		5,397.00
	Total Indirect Costs	389,861.00	0.00	0.00	5,911.00	0.00	2,522,717.00	0.00	2,918,489.00
	TOTAL BEFORE OBJECT 8980	15,409,584.00	0.00	0.00	313,475.00	3,534,440.00	73,406,730.00	0.00	92,664,229.00
8980	Contributions from Unrestricted Revenues to Federal Resources (Resources 3310-3400, except 3385, all goals; resources 3000-3178 & 3410-5810, goals 5000-5999)								0.00
	TOTAL COSTS								92,664,229.00

Object Code	Description	Special Education, Unspecified (Goal 5001)	Regionalized Services (Goal 5050)	Regionalized Program Specialist (Goal 5060)	Special Education, Infants (Goal 5710)	Special Education, Preschool Students (Goal 5730)	Spec. Education, Ages 5-22 (Goal 5760)	Adjustments*	Total
LOCAL BUDGET (Funds 01, 09, & 62; resources 0000-1999 & 8000-9999)									
1000-1999	Certificated Salaries	0.00	0.00	0.00	0.00	0.00	6,312.00		6,312.00
2000-2999	Classified Salaries	5,227,161.00	0.00	0.00	0.00	0.00	0.00		5,227,161.00
3000-3999	Employee Benefits	3,762,668.00	0.00	0.00	0.00	0.00	1,392.00		3,764,060.00
4000-4999	Books and Supplies	986,230.00	0.00	0.00	0.00	0.00	0.00		986,230.00
5000-5999	Services and Other Operating Expenditures	337,723.00	0.00	0.00	0.00	0.00	0.00		337,723.00
6000-6999	Capital Outlay (except Object 6600 & Object 6910)	4,359,600.00	0.00	0.00	0.00	0.00	0.00		4,359,600.00
7130	State Special Schools	0.00	0.00	0.00	0.00	0.00	0.00		0.00
7430-7439	Debt Service	299,992.00	0.00	0.00	0.00	0.00	0.00		299,992.00
	Total Direct Costs	14,973,374.00	0.00	0.00	0.00	0.00	7,704.00	0.00	14,981,078.00
7310	Transfers of Indirect Costs	389,861.00	0.00	0.00	0.00	0.00	0.00		389,861.00
7350	Transfers of Indirect Costs - Interfund	0.00	0.00	0.00	0.00	0.00	0.00		0.00
	Total Indirect Costs	389,861.00	0.00	0.00	0.00	0.00	0.00	0.00	389,861.00
	TOTAL BEFORE OBJECT 8980	15,363,235.00	0.00	0.00	0.00	0.00	7,704.00	0.00	15,370,939.00
8980	Contributions from Unrestricted Revenues to Federal Resources (from State and Local Budget section)								0.00
8980	Contributions from Unrestricted Revenues to State Resources (Resources 3385, 6500-6540, & 7240, all goals; resources 2000-2999 & 6010-7810, except 6500-6540, & 7240, goals 5000-5999)								38,250,672.00
	TOTAL COSTS								53,621,611.00

* Attach an additional sheet with explanations of any amounts in the Adjustments column.

Object Code	Description	Special Education, Unspecified (Goal 5001)	Regionalized Services (Goal 5050)	Regionalized Program Specialist (Goal 5060)	Special Education, Infants (Goal 5710)	Special Education, Preschool Students (Goal 5730)	Spec. Education, Ages 5-22 (Goal 5760)	Adjustments*	Total
	UNDUPLICATED PUPIL COUNT								6,440
TOTAL EXPENDITURES (Funds 01, 09, & 62; resources 0000-9999)									
1000-1999	Certificated Salaries	38,752.62	0.00	0.00	151,664.49	1,573,045.01	29,773,734.04		31,537,196.16
2000-2999	Classified Salaries	4,543,985.83	0.00	0.00	0.00	1,007,961.76	13,466,905.38		19,018,852.97
3000-3999	Employee Benefits	2,957,614.61	0.00	0.00	57,800.07	1,806,436.36	24,659,169.00		29,481,020.04
4000-4999	Books and Supplies	389,204.16	0.00	0.00	325.41	5,602.12	516,961.02		912,092.71
5000-5999	Services and Other Operating Expenditures	792,400.55	0.00	0.00	97,089.00	68.00	4,936,366.74		5,825,924.29
6000-6999	Capital Outlay	17,760.88	0.00	0.00	0.00	0.00	146,000.00		163,760.88
7130	State Special Schools	0.00	0.00	0.00	0.00	0.00	112,755.00		112,755.00
7430-7439	Debt Service	299,823.29	0.00	0.00	0.00	0.00	0.00		299,823.29
	Total Direct Costs	9,039,541.94	0.00	0.00	306,878.97	4,393,113.25	73,611,891.18	0.00	87,351,425.34
7310	Transfers of Indirect Costs	386,619.12	0.00	0.00	7,018.00	17,640.35	3,083,474.42		3,494,751.89
7350	Transfers of Indirect Costs - Interfund	0.00	0.00	0.00	0.00	0.00	7,842.80		7,842.80
PCRA	Program Cost Report Allocations (non-add)	3,263,436.50							3,263,436.50
	Total Indirect Costs	386,619.12	0.00	0.00	7,018.00	17,640.35	3,091,317.22	0.00	3,502,594.69
	TOTAL COSTS	9,426,161.06	0.00	0.00	313,896.97	4,410,753.60	76,703,208.40	0.00	90,854,020.03
FEDERAL EXPENDITURES (Funds 01, 09, and 62; resources 3000-5999, except 3385)									
1000-1999	Certificated Salaries	306.51	0.00	0.00	1,160.01	79,179.01	610,437.69		691,083.22
2000-2999	Classified Salaries	44,397.71	0.00	0.00	0.00	615,569.62	4,053,789.83		4,713,757.16
3000-3999	Employee Benefits	11,228.91	0.00	0.00	175.87	600,150.26	3,432,535.71		4,044,090.75
4000-4999	Books and Supplies	11,070.21	0.00	0.00	0.00	2,504.29	101,170.98		114,745.48
5000-5999	Services and Other Operating Expenditures	4,915.75	0.00	0.00	0.00	68.00	(977,569.39)		(972,585.64)
6000-6999	Capital Outlay	0.00	0.00	0.00	0.00	0.00	146,000.00		146,000.00
7130	State Special Schools	0.00	0.00	0.00	0.00	0.00	0.00		0.00
7430-7439	Debt Service	0.00	0.00	0.00	0.00	0.00	0.00		0.00
	Total Direct Costs	71,919.09	0.00	0.00	1,335.88	1,297,471.18	7,366,364.82	0.00	8,737,090.97
7310	Transfers of Indirect Costs	723.04	0.00	0.00	0.00	17,640.35	355,061.28		373,424.67
7350	Transfers of Indirect Costs - Interfund	0.00	0.00	0.00	0.00	0.00	0.00		0.00
	Total Indirect Costs	723.04	0.00	0.00	0.00	17,640.35	355,061.28	0.00	373,424.67
	TOTAL BEFORE OBJECT 8980	72,642.13	0.00	0.00	1,335.88	1,315,111.53	7,721,426.10	0.00	9,110,515.64
8980	Less: Contributions from Unrestricted Revenues to Federal Resources (Resources 3310-3400, except 3385, all goals; resources 3000-3178 & 3410-5810, goals 5000-5999)								0.00
	TOTAL COSTS								9,110,515.64

Object Code	Description	Special Education, Unspecified (Goal 5001)	Regionalized Services (Goal 5050)	Regionalized Program Specialist (Goal 5060)	Special Education, Infants (Goal 5710)	Special Education, Preschool Students (Goal 5730)	Spec. Education, Ages 5-22 (Goal 5760)	Adjustments*	Total
STATE AND LOCAL EXPENDITURES (Funds 01, 09, & 62; resources 0000-2999, 3385, & 6000-9999)									
1000-1999	Certificated Salaries	38,446.11	0.00	0.00	150,504.48	1,493,866.00	29,163,296.35		30,846,112.94
2000-2999	Classified Salaries	4,499,588.12	0.00	0.00	0.00	392,392.14	9,413,115.55		14,305,095.81
3000-3999	Employee Benefits	2,946,385.70	0.00	0.00	57,624.20	1,206,286.10	21,226,633.29		25,436,929.29
4000-4999	Books and Supplies	378,133.95	0.00	0.00	325.41	3,097.83	415,790.04		797,347.23
5000-5999	Services and Other Operating Expenditures	787,484.80	0.00	0.00	97,089.00	0.00	5,913,936.13		6,798,509.93
6000-6999	Capital Outlay	17,760.88	0.00	0.00	0.00	0.00	0.00		17,760.88
7130	State Special Schools	0.00	0.00	0.00	0.00	0.00	112,755.00		112,755.00
7430-7439	Debt Service	299,823.29	0.00	0.00	0.00	0.00	0.00		299,823.29
	Total Direct Costs	8,967,622.85	0.00	0.00	305,543.09	3,095,642.07	66,245,526.36	0.00	78,614,334.37
7310	Transfers of Indirect Costs	385,896.08	0.00	0.00	7,018.00	0.00	2,728,413.14		3,121,327.22
7350	Transfers of Indirect Costs - Interfund	0.00	0.00	0.00	0.00	0.00	7,842.80		7,842.80
PCRA	Program Cost Report Allocations (non-add)	3,263,436.50							3,263,436.50
	Total Indirect Costs	385,896.08	0.00	0.00	7,018.00	0.00	2,736,255.94	0.00	3,129,170.02
	TOTAL BEFORE OBJECT 8980	9,353,518.93	0.00	0.00	312,561.09	3,095,642.07	68,981,782.30	0.00	81,743,504.39
8980	Contributions from Unrestricted Revenues to Federal Resources (from Federal Expenditures section)								0.00
	TOTAL COSTS								81,743,504.39
LOCAL EXPENDITURES (Funds 01, 09, & 62; resources 0000-1999 & 8000-9999)									
1000-1999	Certificated Salaries	0.00	0.00	0.00	0.00	0.00	5,791.57		5,791.57
2000-2999	Classified Salaries	4,497,999.54	0.00	0.00	0.00	1,988.01	3,277.38		4,503,264.93
3000-3999	Employee Benefits	2,933,436.42	0.00	0.00	0.00	300.21	2,501.81		2,936,238.44
4000-4999	Books and Supplies	378,133.95	0.00	0.00	0.00	229.27	35,249.50		413,612.72
5000-5999	Services and Other Operating Expenditures	785,464.80	0.00	0.00	0.00	0.00	1,200,990.47		1,986,455.27
6000-6999	Capital Outlay	17,760.88	0.00	0.00	0.00	0.00	0.00		17,760.88
7130	State Special Schools	0.00	0.00	0.00	0.00	0.00	0.00		0.00
7430-7439	Debt Service	299,823.29	0.00	0.00	0.00	0.00	0.00		299,823.29
	Total Direct Costs	8,912,618.88	0.00	0.00	0.00	2,517.49	1,247,810.73	0.00	10,162,947.10
7310	Transfers of Indirect Costs	385,896.08	0.00	0.00	0.00	0.00	0.00		385,896.08
7350	Transfers of Indirect Costs - Interfund	0.00	0.00	0.00	0.00	0.00	0.00		0.00
	Total Indirect Costs	385,896.08	0.00	0.00	0.00	0.00	0.00	0.00	385,896.08
	TOTAL BEFORE OBJECT 8980	9,298,514.96	0.00	0.00	0.00	2,517.49	1,247,810.73	0.00	10,548,843.18
8980	Contributions from Unrestricted Revenues to Federal Resources (from Federal Expenditures section)								0.00
8980	Contributions from Unrestricted Revenues to State Resources (Resources 3385, 6500, 6510, & 7240, all goals; resources 2000-2999 & 6010-7810, except 6500, 6510, & 7240, goals 5000-5999)								32,127,294.23
	TOTAL COSTS								42,676,137.41

* Attach an additional sheet with explanations of any amounts in the Adjustments column.

SELPA: San Juan Unified (CN)

This form is used to check maintenance of effort (MOE) for an LEA, whether the LEA is a member of a SELPA or is a single-LEA SELPA. If a member of a SELPA, submit this form together with the 2021-22 Budget by LEA (LB-B) and the 2020-21 Expenditures by LEA (LE-B) to the SELPA AU. If a single-LEA SELPA, submit the forms to the CDE.

Per the federal Subsequent Years Rule, in order to determine the required level of effort, the LEA must look back to the last fiscal year in which the LEA maintained effort using the same method by which it is currently establishing the eligibility standard. To meet the requirement of the Subsequent Years Rule, the LMC-B worksheet has been revised to make changes to sections 3.A.1, 3.A.2, 3.B.1, and 3.B.2. The revised sections allow the LEA to compare the 2021-22 budgeted expenditures to the most recent fiscal year the LEA met MOE using that method, which is the comparison year. To ensure the LEA is comparing 2021-22 budgeted expenditures to the appropriate comparison year, the LEA is required to complete the Subsequent Years Tracking (SYT) worksheet with their LMC-B worksheet. The SYT worksheet tracks the result for each of the four methods back to FY 2011-12, which is the baseline year for LEA MOE calculations established by the Office of Special Education Programs. The SYT worksheet is available at: http://www.cde.ca.gov/sp/se/as/documents/subseqyrtrckwrksht.xls.

There are four methods that the LEA can use to demonstrate the eligibility standard. They are (1) combined state and local expenditures; (2) combined state and local expenditures on a per capita basis; (3) local expenditures only; and (4) local expenditures only on a per capita basis.

The LEA is only required to pass one of the tests to meet the MOE requirement. However, the LEA is required to show results for all four methods. These results are necessary both for historical purposes and for the possibility that the LEA may want, or need, to switch methods in future years.

SECTION 1 Exempt Reduction Under 34 CFR Section 300.204

If your LEA determines that a reduction in expenditures occurred as a result of one or more of the following conditions, you may calculate a reduction to the required MOE standard. Reductions may apply to combined state and local MOE standard, local only MOE standard, or both. If the LEA meets one of the conditions below, the LEA must complete and include the IDEA MOE Exemption Worksheet available at: http://www.cde.ca.gov/sp/se/as/documents/leamoeexempwrksht.xls.

1. Voluntary departure, by retirement or otherwise, or departure for just cause, of special education or related services personnel.

2. A decrease in the enrollment of children with disabilities.

3. The termination of the obligation of the agency to provide a program of special education to a particular child with a disability that is an exceptionally costly program, as determined by the SEA, because the child:

   a. Has left the jurisdiction of the agency;
   b. Has reached the age at which the obligation of the agency to provide free appropriate public education (FAPE) to the child has terminated; or
   c. No longer needs the program of special education.

4. The termination of costly expenditures for long-term purchases, such as the acquisition of equipment or the construction of school facilities.

5. The assumption of cost by the high cost fund operated by the SEA under 34 CFR Sec. 300.704(c).

Provide the condition number, if any, to be used in the calculation below:	State and Local	Local Only
1	494,400.17	494,400.17
3	2,891,526.42	2,891,526.42
Total exempt reductions	3,385,926.59	3,385,926.59

SELPA: San Juan Unified (CN)

SECTION 2 **Reduction to MOE Requirement Under IDEA, Section 613 (a)(2)(C) (34 CFR Sec. 300.205)**

IMPORTANT NOTE: Only LEAs that have a "meets requirement" compliance determination and that are not found significantly disproportionate for the current year are eligible to use this option to reduce their MOE requirement.

Up to 50% of the increase in IDEA Part B Section 611 funding in current year compared with prior year may be used to reduce the required level of state and local expenditures. This option is available only if the LEA used or will use the freed up funds for activities authorized under the Elementary and Secondary Education Act (ESEA) of 1965. Also, the amount of Part B funds used for early intervening services (34 CFR 300.226(a)) will count toward the maximum amount by which the LEA may reduce its MOE requirement under this exception [P.L. 108-446].

			State and Local	Local Only
Current year funding (IDEA Section 611 Local Assistance Grant Award - Resource 3310	9,707,542.00			
Less: Prior year's funding (IDEA Section 611 Local Assistance Grant Award - Resource 3310)	9,283,445.00			
Increase in funding (if difference is positive)	424,097.00			
Maximum available for MOE reduction (50% of increase in funding)	212,048.50	(a)		
Current year funding (IDEA Section 619 - Resource 3315)				
Maximum available for early intervening services (EIS) (15% of current year funding - Resources 3310 and 3315)	1,456,131.30	(b)		

If (b) is greater than (a).

Enter portion to set aside for EIS (cannot exceed line (b), Maximum available for EIS)		(c)		
Available for MOE reduction. (line (a) minus line (c), zero if negative)	212,048.50	(d)		
Enter portion used to reduce MOE requirement (cannot exceed line (d), Available for MOE reduction).			212,048.50	212,048.50

THIS SECTION IS NOT APPLICABLE!

If (b) is less than (a).

Enter portion used to reduce MOE requirement (first column cannot exceed line (a), Maximum available for MOE reduction, second and third columns cannot exceed (e), Portion used to reduce MOE requirement).		(e)		
Available to set aside for EIS (line (b) minus line (e), zero if negative)	1,456,131.30	(f)		

Note: If your LEA exercises the authority under 34 CFR 300.205(a) to reduce the MOE requirement, the LEA must list the activities (which are authorized under the ESEA) paid with the freed up funds:

SELPA: San Juan Unified (CN)

SECTION 3

	Column A Budgeted Amounts (LB-B Worksheet) FY 2021-22	Column B Actual Expenditures Comparison Year 2020-21	Column C Difference (A - B)
A. COMBINED STATE AND LOCAL EXPENDITURES METHOD			
1. Under "Comparison Year," enter the most recent year in which MOE compliance was met using the actual vs. actual method based on state and local expenditures.			
a. Total special education expenditures	103,181,645.00		
b. Less: Expenditures paid from federal sources	10,517,416.00		
c. Expenditures paid from state and local sources	92,664,229.00	85,006,940.89	
Add/Less: Adjustments and/or PCRA required for MOE calculation		0.00	
Comparison year's expenditures, adjusted for MOE calculation		85,006,940.89	
Less: Exempt reduction(s) from SECTION 1		3,385,926.59	
Less: 50% reduction from SECTION 2		212,048.50	
Net expenditures paid from state and local sources	92,664,229.00	81,408,965.80	11,255,263.20

If the difference in Column C for the Section 3.A.1 is positive or zero, the MOE Eligibility requirement is met based on the combination of state and local expenditures.

	Budgeted Amounts FY 2021-22	Comparison Year 2018-19	Difference
2. Under "Comparison Year," enter the most recent year in which MOE compliance was met using the actual vs. actual method based on the per capita state and local expenditures.			
a. Total special education expenditures	103,181,645.00		
b. Less: Expenditures paid from federal sources	10,517,416.00		
c. Expenditures paid from state and local sources	92,664,229.00	90,107,111.63	
Add/Less: Adjustments and/or PCRA required for MOE calculation		0.00	
Comparison year's expenditures, adjusted for MOE calculation		90,107,111.63	
Less: Exempt reduction(s) from SECTION 1		3,385,926.59	
Less: 50% reduction from SECTION 2		212,048.50	
Net expenditures paid from state and local sources	92,664,229.00	86,509,136.54	
d. Special education unduplicated pupil count	6440	6351	
e. Per capita state and local expenditures (A2c/A2d)	14,388.86	13,621.34	767.52

If the difference in Column C for the Section 3.A.2 is positive or zero, the MOE eligibility requirement is met based on the per capita state and local expenditures.

SELPA: San Juan Unified (CN)

B. LOCAL EXPENDITURES ONLY METHOD

	Budget FY 2021-22	Comparison Year 2019-20	Difference
1. Under "Comparison Year," enter the most recent year in which MOE compliance was met using the actual vs. actual method based on local expenditures only.			
a. Expenditures paid from local sources	53,621,611.00	49,755,466.89	
Add/Less: Adjustments required for MOE calculation		0.00	
Comparison year's expenditures, adjusted for MOE calculation		49,755,466.89	
Less: Exempt reduction(s) from SECTION 1		3,385,926.59	
Less: 50% reduction from SECTION 2		212,048.50	
Net expenditures paid from local sources	53,621,611.00	46,157,491.80	7,464,119.20

If the difference in Column C for the Section 3.B.1 is positive or zero, the MOE eligibility requirement is met based on the local expenditures only.

	Budget FY 2021-22	Comparison Year 2019-20	Difference
2. Under "Comparison Year," enter the most recent year in which MOE compliance was met using the actual vs. actual method based on per capita local expenditures			
a. Expenditures paid from local sources	53,621,611.00	49,755,466.89	
Add/Less: Adjustments required for MOE calculation		0.00	
Comparison year's expenditures, adjusted for MOE calculation		49,755,466.89	
Less: Exempt reduction(s) from SECTION 1		3,385,926.59	
Less: 50% reduction from SECTION 2		212,048.50	
Net expenditures paid from local sources	53,621,611.00	46,157,491.80	
b. Special education unduplicated pupil count	6,440	6,420	
c. Per capita local expenditures (B2a/B2b)	8,326.34	7,189.64	1,136.70

If the difference in Column C for the Section 3.B.2 is positive or zero, the MOE eligibility requirement is met based on the per capita local expenditures only.

Dina Geiss
Contact Name

916-971-7266
Telephone Number

Coordinator
Title

dgeiss@sanjuan.edu
Email Address

SELPA: San Juan Unified (CN)

Object Code	Description	San Juan Unified (CN00)	Adjustments*	Total
TOTAL BUDGET - All Sources				
1000-1999	Certificated Salaries			0.00
2000-2999	Classified Salaries			0.00
3000-3999	Employee Benefits			0.00
4000-4999	Books and Supplies			0.00
5000-5999	Services and Other Operating Expenditures			0.00
6000-6999	Capital Outlay (except Object 6600 & Object 6910)			0.00
7130	State Special Schools			0.00
7430-7439	Debt Service			0.00
	Total Direct Costs	0.00	0.00	0.00
7310	Transfers of Indirect Costs			0.00
7350	Transfers of Indirect Costs - Interfund			0.00
	Total Indirect Costs	0.00	0.00	0.00
	TOTAL COSTS	0.00	0.00	0.00
BUDGET - State and Local Sources				
1000-1999	Certificated Salaries			0.00
2000-2999	Classified Salaries			0.00
3000-3999	Employee Benefits			0.00
4000-4999	Books and Supplies			0.00
5000-5999	Services and Other Operating Expenditures			0.00
6000-6999	Capital Outlay (except Object 6600 & Object 6910)			0.00
7130	State Special Schools			0.00
7430-7439	Debt Service			0.00
	Total Direct Costs	0.00	0.00	0.00
7310	Transfers of Indirect Costs			0.00
7350	Transfers of Indirect Costs - Interfund			0.00
	Total Indirect Costs	0.00	0.00	0.00
	TOTAL BEFORE OBJECT 8980	0.00	0.00	0.00
8980	Contributions from Unrestricted Revenues to Federal Resources			0.00
	TOTAL COSTS	0.00	0.00	0.00

SELPA: San Juan Unified (CN)

Object Code	Description	San Juan Unified (CN00)	Adjustments*	Total
BUDGET - Local Sources				
1000-1999	Certificated Salaries			0.00
2000-2999	Classified Salaries			0.00
3000-3999	Employee Benefits			0.00
4000-4999	Books and Supplies			0.00
5000-5999	Services and Other Operating Expenditures			0.00
6000-6999	Capital Outlay (except Object 6600 & Object 6910)			0.00
7130	State Special Schools			0.00
7430-7439	Debt Service			0.00
	Total Direct Costs	0.00	0.00	0.00
7310	Transfers of Indirect Costs			0.00
7350	Transfers of Indirect Costs - Interfund			0.00
	Total Indirect Costs	0.00	0.00	0.00
	TOTAL BEFORE OBJECT 8980	0.00	0.00	0.00
8980	Contributions from Unrestricted Revenues to Federal Resources (from BUDGET - State and Local Sources section)			0.00
8980	Contributions from Unrestricted Revenues to State Resources			0.00
	TOTAL COSTS	0.00	0.00	0.00
UNDUPLICATED PUPIL COUNT				0

* Attach an additional sheet with explanations of any amounts in the Adjustments column.

San Juan Unified School District

2020-21 Unaudited Actuals
with 2021-22 Revised Budget

Presented to the Board of Education
September 14, 2021

Overview

- Legal Requirements
- Significant Changes Since Budget Adoption
- 2020-21 Unaudited Actuals
  - All Funds
  - Unrestricted General Fund
- 2021-22 Revised Budget
  - General Fund
- Next Steps

Legal Requirements

Recommended actions for today:

- Receive the 2020-21 Unaudited Actuals Report
  (audited actuals will be presented in December)
- Approve the 2021-22 Budget Revision

Significant Changes Since Budget Adoption

Item	Budget Revision (September)
Special Education revenues	Approximately $3.5 million increase to Special Education Programs
One-time federal stimulus funds appropriated	Approximately $116.6 million allocated to San Juan USD

One-time Stimulus Funds

Source of Funds	Fund Type	Sample Uses	Amount
American Rescue Plan (ARP) Act – Elem/Secondary School Emergency Relief Fund (ESSER III) *(Deadline 9/30/24)*	Restricted Federal	Staff preparation, prof development, PPE and safety measures, technology devices and access, learning software, facility preparation, meal program support, summer school, strategies and implementing public health protocols	$115,658,171
Coronavirus response and relief Supplemental Appropriations (CRRSA) Act – ESSER II *(Deadline 9/30/23)*	Restricted Federal	PPE, facility preparation, process automation software, pay for front-line staff, unexpected operational supports, technology devices and access, learning software, facility preparation, meal program support, summer school	$976,030 Increase to Apportionment
Coronavirus Aid, Relief and Economic Certainty (CARES) Act – ESSER *(Deadline 9/30/2022)*	Restricted Federal	PPE, facility preparation, process automation software, pay for front-line staff, unexpected operational supports	$12,246 Increase to Apportionment
TOTAL			**$116,646,447**

Unaudited Actuals 2020-21 – All Funds

FUND	Beginning Balance	Revenues	Expenses	Other Financing	Surplus/ (Deficit)	Ending Balance
Supplemental/Concentrn	4,330,412	34,781,689	32,391,694	(3,009,529)	(619,534)	3,710,878
Base / Other	47,031,634	340,611,430	262,190,406	(59,127,955)	19,293,069	66,324,703
Total Unrestricted	51,362,046	375,393,119	294,582,100	(62,137,484)	18,673,535	70,035,581
Total Restricted	26,964,387	162,419,581	186,976,479	40,249,016	15,692,118	42,656,505
GENERAL FUND	**78,326,433**	**537,812,700**	**481,558,579**	**(21,888,468)**	**34,365,653**	**112,692,086**
Charter Schools	1,317,937	3,314,805	2,912,044	(224,526)	178,236	1,496,173
SPED (SELPA)	0	4,789,482	4,789,482	0	0	0
Adult Education	1,733,310	3,533,840	2,888,364	(90,300)	555,177	2,288,487
Child Development	2,558,674	19,988,754	21,177,201	2,915,000	1,726,553	4,285,227
Cafeteria	4,002,887	6,677,799	11,363,818	3,492,225	(1,193,794)	2,809,092
Deferred Maintenance	1,223,133	14,984	1,606,636	2,000,000	408,348	1,631,481
SPECIAL REVENUE	**10,835,941**	**38,319,664**	**44,737,544**	**8,092,399**	**1,674,519**	**12,510,460**
Building	98,739,573	3,550,117	127,805,789	184,654,071	60,398,399	159,137,972
Capital Facilities	964,665	3,662,629	34,631	0	3,627,998	4,592,663
County School Facilities	482	3,143,614	0	(3,141,743)	1,871	2,353
Special (Prop 39)	146,247	696	146,943	0	(146,247)	0
CAPITAL PROJECTS	**99,850,967**	**10,357,055**	**127,987,363**	**181,512,328**	**63,882,021**	**163,732,988**
SELF INSURANCE	**36,651,676**	**20,633,519**	**22,178,023**	**12,900,000**	**11,355,496**	**48,007,172**
TOTAL	**225,665,017**	**607,122,938**	**676,461,508**	**180,616,260**	**111,277,689**	**336,942,706**

Unaudited Actuals
2020-21 – Unrestricted General Fund

	Adopted Budget	Budget Act	1st Interim	2nd Interim	Estimated Actuals	Unaudited Actuals
Revenues	**345,392,477**	**393,214,618**	**376,600,180**	**374,305,471**	**373,928,679**	**375,393,119**
Expenses						
Salaries/Benefits	292,016,756	292,024,072	288,845,862	285,331,609	283,445,284	279,494,760
Other Expenditures	21,893,712	21,886,275	23,905,978	23,905,978	23,474,213	15,087,340
Total Expenses	**313,910,468**	**313,910,347**	**312,751,840**	**308,239,042**	**306,919,497**	**294,582,100**
Other Financing	**(55,481,929)**	**(54,201,982)**	**(55,702,494)**	**(58,825,555)**	**(59,971,471)**	**(62,137,484)**
Surplus/(Deficit)	**(23,999,920)**	**25,102,289**	**8,145,846**	**7,240,874**	**7,037,711**	**18,673,535**
Beginning Balance	**40,760,784**	**51,362,046**	**51,362,046**	**51,362,046**	**51,362,046**	**51,362,046**
Ending Balance	**16,760,864**	**76,464,335**	**59,507,892**	**58,602,920**	**58,399,757**	**70,035,581**
Assigned	13,008,305	33,567,520	16,204,019	14,697,507	15,172,744	27,628,150
Unassigned	3,752,559	42,896,815	43,303,873	43,905,413	43,227,013	42,407,431

7

San Juan Unified School District

Unaudited Actuals
2020-21 – Unrestricted General Fund

	Adopted Budget			Unaudited Actuals Report		
	Supplemental Concentration	Base All Other	Total	Supplemental Concentration	Base All Other	Total
Revenues	**33,435,489**	**311,956,988**	**345,392,477**	**34,781,689**	**340,611,430**	**375,393,119**
Expenses						
Salaries/Benefits	28,778,158	263,238,598	292,016,756	26,698,995	252,795,765	279,494,760
Other Expenditures	6,506,507	15,387,205	21,893,712	5,692,699	9,394,641	15,087,340
Total Expenses	**35,284,665**	**278,625,803**	**313,910,468**	**32,391,694**	**262,190,406**	**294,582,100**
Other Financing	**(9,529)**	**(55,472,400)**	**(55,481,929)**	**(3,009,529)**	**(59,127,955)**	**(62,137,484)**
Surplus/(Deficit)	**(1,858,705)**	**(22,141,215)**	**(23,999,920)**	**(619,534)**	**19,293,069**	**18,673,535**
Beginning Balance	**4,095,010**	**36,665,774**	**40,760,784**	**4,330,412**	**47,031,634**	**51,362,046**
Ending Balance	**2,236,305**	**14,524,559**	**16,760,864**	**3,710,878**	**66,324,703**	**70,035,581**
Assigned	2,236,305	10,772,000	13,008,305	3,710,878	23,917,272	27,628,150
Unassigned		3,752,559	3,752,559		42,407,431	42,407,431

8

San Juan Unified School District

Budget Act
2021-22 – All Funds

FUND	Beginning Balance	Revenues	Expenses	Other Financing	Surplus/ (Deficit)	Ending Balance
Supplemental/Concentrn	3,710,878	36,283,965	36,634,970	0	(351,005)	3,359,873
Base / Other	66,324,703	356,930,653	298,460,660	(60,427,189)	(1,957,196)	64,367,507
Total Unrestricted	70,035,581	393,214,618	335,095,630	(60,427,189)	(2,308,201)	67,727,380
Total Restricted	42,656,505	228,481,744	340,767,356	48,729,668	(63,555,944)	(20,899,439)
GENERAL FUND	**112,692,086**	**621,696,362**	**675,862,986**	**(11,697,521)**	**(65,864,145)**	**46,827,941**
Charter Schools	1,496,173	3,436,062	3,343,696	(237,324)	(144,958)	1,351,215
SPED (SELPA)	0	4,970,677	4,970,677	0	0	0
Adult Education	2,288,487	3,496,985	3,397,509	(93,476)	6,000	2,294,487
Child Development	4,285,227	20,167,285	24,769,430	4,469,893	(132,252)	4,152,975
Cafeteria	2,809,092	14,160,214	16,338,043	3,167,017	989,188	3,798,280
Deferred Maintenance	1,631,481	7,000	2,000,000	2,000,000	7,000	1,638,481
SPECIAL REVENUE	**12,510,460**	**46,238,223**	**54,819,355**	**9,306,110**	**724,978**	**13,235,438**
Building	159,137,972	2,294,395	83,537,452	391,411	(80,851,646)	78,286,326
Capital Facilities	4,592,663	1,256,000	60,000	0	1,196,000	5,788,663
County School Facilities	2,353	0	0	0	0	2,353
Special (Prop 39)	0	0	0	0	0	0
CAPITAL PROJECTS	**163,732,988**	**3,550,395**	**83,597,452**	**391,411**	**(79,655,646)**	**84,077,342**
SELF INSURANCE	**48,007,172**	**21,441,604**	**24,407,332**	**2,000,000**	**(965,728)**	**47,041,444**
TOTAL	**336,942,706**	**692,926,584**	**838,687,125**	**0**	**(145,760,541)**	**191,182,165**

9

San Juan Unified School District

Budget Act
2021-22 – Unrestricted with Supplemental Breakdown

	Adopted Budget			Budget Act (Sept)		
	Supplemental Concentration	Base All Other	Total	Supplemental Concentration	Base All Other	Total
Revenues	**36,283,965**	**356,930,653**	**393,214,618**	**36,283,965**	**356,930,653**	**393,214,618**
Expenses						
Salaries/Benefits	30,491,971	268,532,585	299,024,556	30,491,971	278,572,849	309,064,820
Other Expenditures	6,142,999	19,887,811	26,030,810	6,142,999	19,887,811	26,030,810
Total Expenses	**36,634,970**	**288,420,396**	**325,055,366**	**36,634,970**	**298,460,660**	**335,095,630**
Other Financing	**(8,355)**	**(57,937,154)**	**(57,945,509)**	**0**	**(60,427,189)**	**(60,427,189)**
Surplus/(Deficit)	**(359,360)**	**10,573,103**	**10,213,743**	**(351,005)**	**(1,957,196)**	**(2,308,201)**
Beginning Balance	**3,135,744**	**55,264,013**	**58,399,757**	**3,710,878**	**66,324,703**	**70,035,581**
Ending Balance	**2,776,384**	**65,837,116**	**68,613,500**	**3,359,873**	**64,367,507**	**67,727,380**
Assigned	2,776,384	23,160,424	25,936,808	3,359,873	14,185,471	17,545,344
Unassigned		42,676,692	42,676,692		41,906,085	41,906,085

10

San Juan Unified School District

Next Steps

- Continue to monitor economics and be cautious in committing resources.
- Review the details of future, potential stimulus funds.
- Revise budget assumptions to align with most current information and enrollment trends.
- Continue to build system-wide understanding, strategically align resources to goals, and identify cost-saving measures.

San Juan Unified School District

Special Thanks
to the Fiscal Department

Questions?

San Juan Unified School District

SAN JUAN UNIFIED SCHOOL DISTRICT
BOARD OF EDUCATION

AGENDA ITEM: I-3

MEETING DATE: 09/14/2021

SUBJECT: Public Hearing: Conveyance of Easement at John Barrett Middle School to the Carmichael Water District

DEPARTMENT: Facilities

CHECK ONE:
For Discussion: ☐
For Action: ☒
Report: ☐
Workshop: ☐
Recognition: ☐
Emergency Action: ☐

ACTION REQUESTED:
The superintendent is recommending that the board call a public hearing in order to solicit public comment and adopt Resolution No. 3068 declaring the conveyance of a permanent easement at John Barrett Middle School to the Carmichael Water District.

RATIONALE/BACKGROUND:
The Carmichael Water District is requesting the granting of a permanent easement at the John Barrett Middle School site. This easement is necessary for the purpose of public utilities.

ATTACHMENT(S):
A: Resolution No. 3068
B: Carmichael Water District's Proposed Easement Agreement

BOARD COMMITTEE ACTION/COMMENT:
N/A

PREVIOUS STAFF/BOARD ACTION:
Board of Education: 08/10/2021
Superintendent's Cabinet: 08/02/2021, 09/07/2021

FISCAL IMPACT:
Current Budget: $N/A
Additional Budget: $N/A
Funding Source: N/A
(Unrestricted Base, Supplemental, other restricted, etc.)
Current Year Only ☐ On-going ☐

LCAP/STRATEGIC PLAN:
Goal: N/A Focus: N/A
Action: N/A

Strategic Plan: N/A

PREPARED BY: Nicholas Arps, Director, Facilities, Construction & Modernization

APPROVED BY: Frank Camarda, Chief Operations Officer
Kent Kern, Superintendent of Schools

RESOLUTION NO. 3068

RESOLUTION BY THE SAN JUAN UNIFIED SCHOOL DISTRICT BOARD OF EDUCATION

RESOLUTION CONVEYING EASEMENT IN REAL PROPERTY TO CARMICHAEL WATER DISTRICT

WHEREAS, San Juan Unified School District ("District") owns real property located at 4243 Barrett Road, Carmichael, California, in the County of Sacramento, State of California, bearing Assessor's Parcel Number (APN) 245-0280-003;

WHEREAS, Carmichael Water District ("Water District") has requested that the District convey to Water District, Public Facilities Easement ("Easements") for right of way purposes, over an area real property on APN 245-0280-003 of approximately 0.103 acres +/-, as generally described and depicted in Attachment B ("Easement Area");

WHEREAS, the purpose of the Easement is for the Water District is to construct, reconstruct, maintain, repair, replace and operate a water supply pipeline to John Barrett Middle School; and

WHEREAS, the Easements are not now and will not at the time of delivery of possession to County be needed exclusively for classroom or other purposes by the District;

WHEREAS, it is in the best interest of the District to transfer the Easement to the Water District in that the Water District will maintain the public utility improvements;

WHEREAS, pursuant to Education Code section 17557, et seq., the District adopted a Resolution of Intention to Convey Easements at its meeting of August 10, 2021, published and posted such Resolution as prescribed, and thereafter held a public hearing on such conveyance on September 14, 2021;

WHEREAS, no written protests were filed in connection with the proposed conveyance of said Easement.

NOW, THEREFORE, the San Juan Unified School District Board of Education does hereby resolve as follows:

Section 1 Recitals. The foregoing recitals are hereby adopted as true and correct.

Section 2 Conveyance of Easement. Pursuant to Education Code sections 17556, et seq., the District hereby conveys to the Water District the above-described Easement for so long as such Easements are used for the aforesaid purposes. Whenever the Easement is no longer used for said purpose, the interest hereby conveyed shall automatically revert to the District or its successors.

Section 3 Execution of Easement Deed. The Secretary of Board of Education of the District is hereby authorized to execute an easement deed or deeds for the conveyance of the Easement to

Carmichael Water District on behalf of the District, subject to such changes to the terms of the easement deed or deeds as may be necessary or appropriate to carry out the provisions of this authorizing Resolution.

The foregoing Resolution was adopted by the San Juan Unified School District Board of Education at a meeting of the Board on September 14, 2021, by the following vote:

AYES:
NOES:
ABSENT:
ABSTAIN:

_____
Paula Villescaz, President
San Juan Unified School District
Board of Education

Attest:

_____
Zima Creason, Clerk
San Juan Unified School District
Board of Education

RECORDING REQUESTED BY AND
WHEN RECORDED RETURN TO:

CARMICHAEL WATER DISTRICT
7837 FAIR OAKS BLVD
CARMICHAEL, CA 95608

APN: 245 - 0280 - 003

Project Name: John Barrett Middle School

No Fee Document-Per Government Code §§ 6103
No Document Transfer Tax-Per R&T Code § 11922

THIS SPACE FOR RECORDER'S OFFICE ONLY

GRANT OF EASEMENT

FOR VALUABLE CONSIDERATION, receipt of which is hereby acknowledged, **San Juan Unified School District, a political subdivision of the State of California, or its REPRESENTATIVES,** (hereinafter called "Grantors"), hereby grant to **CARMICHAEL WATER DISTRICT**, a public body, (hereinafter called "CWD"), a non-exclusive easement in, over, under, and across that certain real property situated in the County of Sacramento, State of California, described in Exhibit "A" and Exhibit "B" attached hereto and made a part hereof (hereinafter referred to as "Easement Area").

The easement granted herein is a right-of-way to construct, reconstruct, maintain, repair, replace (of the initial or any other size), and operate a pipeline (and additional pipeline(s) if necessary), and appurtenant facilities, including but not limited devices for controlling electrolysis, necessary to convey water.

Grantors further grant to CWD:

a. the right of ingress to and egress from the Easement Area over and across Grantor's remaining lands as described in the official Records of Sacramento County, by means of roads and lanes thereon, if such there be, otherwise by such route or routes as shall cause the least practical damage and inconvenience to Grantors; and

b. the right to mark the location of pipelines and other underground facilities in the Easement Area by suitable Permanent markers set in the ground.

Dated_____, 2021

San Juan Unified School District,
a political subdivision of the State of California,

By:_____

EXHIBIT A

EASEMENT FOR WATER PIPELINE

LEGAL DESCRIPTION

AN EASEMENT FOR WATER PIPELINE AND APPURTENANCES, LOCATED WITHIN THAT CERTAIN JOHN BARRETT SCHOOL TRACT OF LAND DEPICTED ON THAT CERTAIN MAP OF BARRETT HIGHLANDS, FILED IN BOOK 209 OF RECORD MAPS, AT PAGE 12, OFFICIAL RECORDS OF SACRAMENTO COUNTY, LOCATED WITHIN THE WEST HALF OF THE SOUTHWEST ONE QUARTER OF SECTION 10, TOWNSHIP 9 NORTH, RANGE 6 EAST, M.D.M., IN THE UNINCORPORATED AREA OF SACRAMENTO COUNTY, STATE OF CALIFORNIA, BEING MORE CLEARLY DESCRIBED AS FOLLOWS:

BEGINNING AT A POINT ON THE NORTHERLY LINE OF A 15' WIDE RIGHT OF WAY EASEMENT GRANTED TO THE CARMICHAEL WATER DISTRICT, RECORDED AS DOCUMENT BOOK 901120, PAGE 0865, OFFICIAL RECORDS OF SACRAMENTO COUNTY, SAID POINT WHICH BEARS THE FOLLOWING TWO COURSES FROM THE SOUTH EAST CORNER OF AFORESAID JOHN BARRETT SCHOOL PARCEL, AS DEPICTED ON SAID MAP OF BARRETT HIGHLANDS;

1. LEAVING SAID SOUTHEAST CORNER OF SAID JOHN BARRETT MIDDLE SCHOOL TRACT OF LAND, BEING A POINT ON THE CENTERLINE OF BARRETT ROAD, ALONG THE SOUTH LIEN OF JOHN BARRETT SCHOOL PROPERTY, ALSO BEING THE SOUTH LINE OF SECTION 10, SOUTH 87°06'45" WEST, 230.69 FEET;
2. LEAVING THE SOUTH LINE OF JOHN BARRETT SCHOOL PROPERTY AND SOUTH LINE OF SECTION 10, NORTH 02°53'15" WEST, 15.00 FEET TO THE NORTH LINE OF SAID RIGHT OF WAY EASEMENT ALSO BEING THE TRUE POINT TO BEGINNING;

THENCE FROM SAID POINT OF **BEGINNING**, THE BOUNDS OF THIS EASEMENT IS DESCRIBED AS THE FOLLOWING FOUR (4) COURSES:

1. ALONG THE NORTH LINE OF SAID RIGHT OF WAY EASEMENT, SOUTH 87°06'45" WEST, 15.00 FEET;
2. LEAVING THE NORTH LINE OF SAID RIGHT OF WAY EASEMENT, NORTH 02°53'15" WEST, 74.74 FEET;
3. NORTH 87°06'45" EAST, 15.00 FEET;
4. SOUTH 02°53'15" EAST, 74.74 FEET, TO THE **POINT OF BEGINNING**.

THE DESCRIBED EASEMENT CONTAINS 4,484.23 SQUARE FEET (0.103 ACRES), MORE OR LESS.

BASIS OF BEARING FOR THIS DESCRIPTION IS IDENTICAL TO THE PLAT OF BARRETT HIGHLANDS, FILED IN BOOK 209 OF RECORD MAPS AT PAGE 12, COUNTY OF SACRAMENTO, STATE OF CALIFORNIA.

END OF DESCRIPTION

PREPARED BY: WARREN CONSULTING ENGINEERS, INC.
1117 WINDFIELD WAY, STE. 110
EL DORADO HILLS, CA 95762

EXHIBIT "B" ATTACHED HERETO AND A PART THEREOF.

Edsel A. Roser, PLS #5505

8-11-21
Date



EXHIBIT "B"

SHEET 1 OF 1

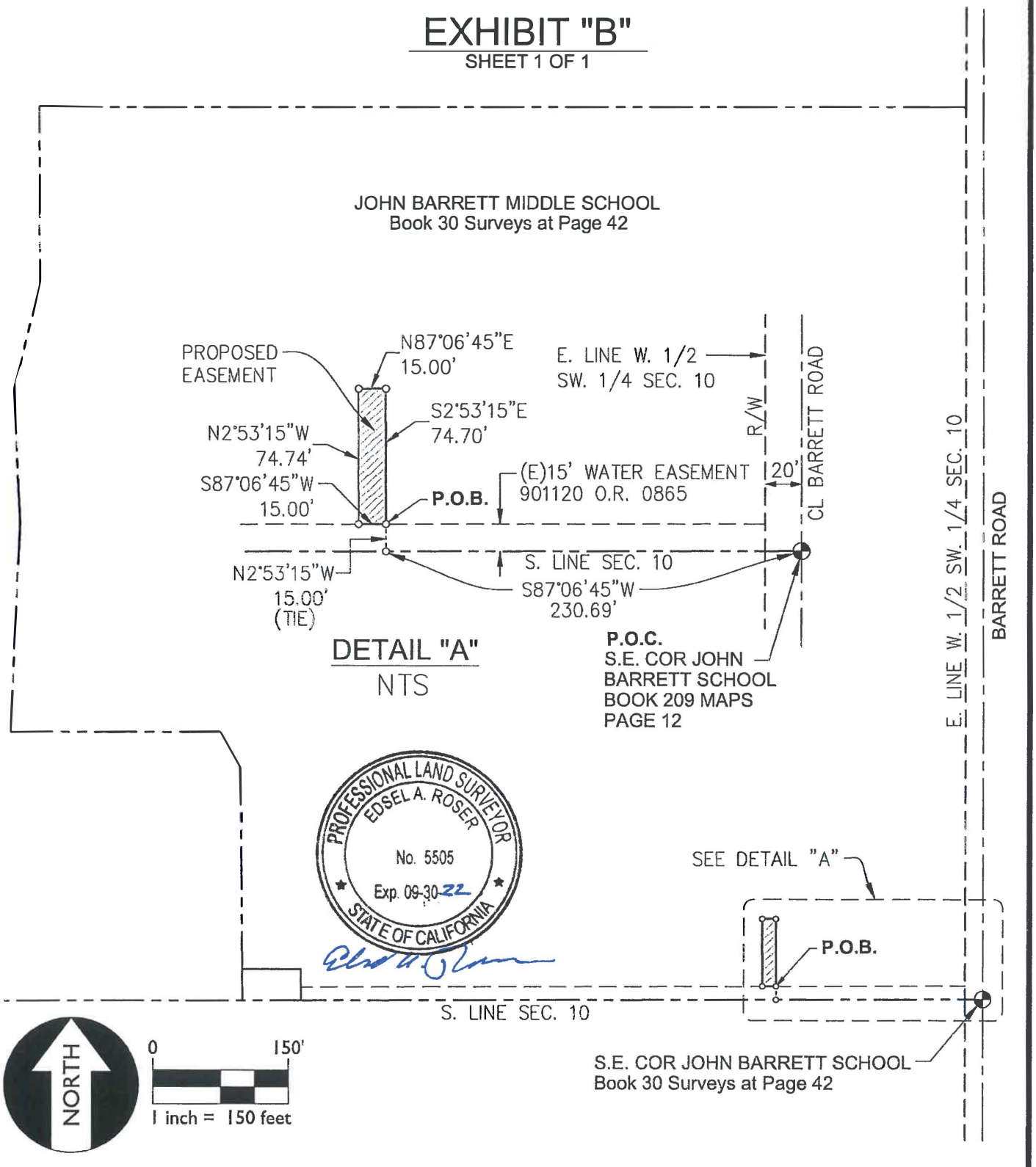

FILENAME: I:\19-080\CIVIL\EASEMENTS\WATER EASEMENT\19-080-ESMT-WTR1.DWG SAVE DATE: July 19, 2021 PRINTED: 8.11.2021

PLAT OF SUBJECT PROPERTY

EASEMENT FOR WATER PIPELINE

RELATED PROJECT:	JOB NO.	SHEET
JOHN BARRETT MIDDLE SCHOOL CARMICHAEL, CA	19-080	1 OF 1
	DATE 7/1/2021	SCALE 1"=150'

WARREN CONSULTING ENGINEERS, INC.
1117 WINDFIELD WAY, SUITE 110
EL DORADO HILLS, CA 95762 | (916) 985-1870

CERTIFICATE OF ACCEPTANCE

This is to certify that CARMICHAEL WATER DISTRICT, a political subdivision of the State of California, hereby accepts for public purposes the real property, or interest therein, conveyed by the within document and consents to the recordation thereof by its duly authorized officer.

Dated: 8/24/2021, ___

By: _____

Cathy Lee
General Manager
Carmichael Water District

CALIFORNIA ALL-PURPOSE ACKNOWLEDGMENT

A Notary Public or other officer completing this certificate verifies only the identity of the individual who signed the document to which this certificate is attached, and not the truthfulness, accuracy, or validity of that document.

STATE OF CALIFORNIA)

COUNTY OF SACRAMENTO)

On 08/24/2021 (date) before me, TAYLOR BILLINGS (name of notary officer), notary public,

personally appeared CARLY S LEE (name(s) of signer(s)),

who proved to me on the basis of satisfactory evidence to be the person(s) whose name(s) is/are subscribed to the within instrument and acknowledged to me that he/she/they executed the same in his/her/their authorized capacity(ies), and that by his/her/their signature(s) on the instrument the person(s), or the entity upon behalf of which the person(s) acted, executed the instrument.

I certify under PENALTY OF PERJURY under the laws of the State of California that the foregoing paragraph is true and correct.

WITNESS my hand and official seal.

TAYLOR BILLINGS
COMM. # 2302453
NOTARY PUBLIC - CALIFORNIA
SACRAMENTO COUNTY
MY COMM. EXP. AUG. 22, 2023

Signature of Notary

----------OPTIONAL SECTION----------

CAPACITY CLAIMED BY SIGNER

Though statute does not require the Notary to fill in the data below, doing so may prove invaluable to persons relying on the document.

☐ INDIVIDUAL
☐ CORPORATE OFFICER(S)

Title(s)

☐ PARTNER(S) ☐ LIMITED
☐ GENERAL

☐ ATTORNEY-IN-FACT
☐ TRUSTEE(S)
☐ GUARDIAN/CONSERVATOR
☐ OTHER: _____

SIGNER IS REPRESENTING:
Name of Person(s) or entity(ies)

OPTIONAL SECTION:

DATA REQUESTED HERE IS NOT REQUIRED BY LAW.

TITLE OR TYPE OF DOCUMENT: GRANT OF EASEMENT

NUMBER OF PAGES _____ DATE _____

SIGNER(S) OTHER THAN NAMED ABOVE _____

SAN JUAN UNIFIED SCHOOL DISTRICT
BOARD OF EDUCATION

AGENDA ITEM: I-4

MEETING DATE: 09/14/2021

SUBJECT: Public Hearing: Conveyance of Easement at Del Campo High School

DEPARTMENT: Facilities

CHECK ONE:
For Discussion: ☐
For Action: ☒
Report: ☐
Workshop: ☐
Recognition: ☐
Emergency Action: ☐

ACTION REQUESTED:
The superintendent is recommending that the board call a public hearing in order to solicit public comment and adopt Resolution No. 3070 declaring the conveyance of a permanent easement at Del Campo High School to the Carmichael Water District.

RATIONALE/BACKGROUND:
The Carmichael Water District is requesting the granting of a permanent easement at the Del Campo High School site. This easement is necessary for the purpose of public utilities.

ATTACHMENT(S):
A: Resolution No. 3070
B: Carmichael Water District's Proposed Easement Agreement

BOARD COMMITTEE ACTION/COMMENT:
N/A

PREVIOUS STAFF/BOARD ACTION:
Board of Education: 08/10/2021
Superintendent's Cabinet: 08/02/2021, 09/07/2021

FISCAL IMPACT:
Current Budget: $N/A
Additional Budget: $N/A
Funding Source: N/A
(Unrestricted Base, Supplemental, other restricted, etc.)
Current Year Only ☐ On-going ☐

LCAP/STRATEGIC PLAN:
Goal: N/A Focus: N/A
Action: N/A

Strategic Plan: N/A

PREPARED BY: Nicholas Arps, Director, Facilities, Construction & Modernization

APPROVED BY: Frank Camarda, Chief Operations Officer
Kent Kern, Superintendent of Schools

RESOLUTION NO. 3070

RESOLUTION BY THE SAN JUAN UNIFIED SCHOOL DISTRICT BOARD OF EDUCATION

RESOLUTION CONVEYING EASEMENT IN REAL PROPERTY TO CARMICHAEL WATER DISTRICT

WHEREAS, San Juan Unified School District ("District") owns real property located at 4925 Dewey Drive, Fair Oaks, California, in the County of Sacramento, State of California, bearing Assessor's Parcel Number ("APN") 236-0060-008, 009 & 026;

WHEREAS, Carmichael Water District ("Water District") has requested that the District convey to Water District, Public Facilities Easement ("Easements") for right of way purposes, over an area real property on APN 236-0060-008, 009 & 026 of approximately 0.65 acres +/-, as generally described and depicted in Attachment B ("Easement Area");

WHEREAS, the purpose of the Easement is for the Water District to construct, reconstruct, maintain, repair, replace and operate a water supply pipeline that currently runs thru the Del Campo High School campus; and

WHEREAS, the Easements are not now and will not at the time of delivery of possession to County be needed exclusively for classroom or other purposes by the District; and

WHEREAS, it is in the best interest of the District to transfer the Easement to the Water District in that the Water District will maintain the public utility improvements; and

WHEREAS, pursuant to Education Code section 17557, et seq., the District adopted a Resolution of Intention to Convey Easements at its meeting of August 10, 2021, published and posted such Resolution as prescribed, and thereafter held a public hearing on such conveyance on September 14, 2021; and

WHEREAS, no written protests were filed in connection with the proposed conveyance of said Easement.

NOW, THEREFORE, the San Juan Unified School District Board of Education does hereby resolve as follows:

Section 1 Recitals. The foregoing recitals are hereby adopted as true and correct.

Section 2 Conveyance of Easement. Pursuant to Education Code sections 17556, et seq., the District hereby conveys to the Water District the above-described Easement for so long as such Easements are used for the aforesaid purposes. Whenever the Easement is no longer used aforesaid purpose, the interest hereby conveyed shall automatically revert to the District or its successors.

Section 3 Execution of Easement Deed. The Secretary of Board of Education of the District is hereby authorized to execute an easement deed or deeds for the conveyance of the Easement to Carmichael Water District on behalf of the District, subject to such changes to the terms of the easement deed or deeds as may be necessary or appropriate to carry out the provisions of this authorizing Resolution.

The foregoing Resolution was adopted by the San Juan Unified School District Board of Education at a meeting of the Board on September 14, 2021, by the following vote:

AYES:
NOES:
ABSENT:
ABSTAIN:

_____
Paula Villescaz, President
San Juan Unified School District
Board of Education

Attest:

_____
Zima Creason, Clerk
San Juan Unified School District
Board of Education

RECORDING REQUESTED BY AND
WHEN RECORDED RETURN TO:

CARMICHAEL WATER DISTRICT
7837 FAIR OAKS BLVD
CARMICHAEL, CA 95608

APN: 236-0060-008, 236-0060-009 & 236-0060-026

Project Name: Del Campo High School

No Fee Document-Per Government Code §§ 6103
No Document Transfer Tax-Per R&T Code § 11922

THIS SPACE FOR RECORDER'S OFFICE ONLY

GRANT OF EASEMENT

FOR VALUABLE CONSIDERATION, receipt of which is hereby acknowledged, **San Juan Unified School District, a political subdivision of the State of California, or its REPRESENTATIVES,** (hereinafter called "Grantors"), hereby grant to **CARMICHAEL WATER DISTRICT**, a public body, (hereinafter called "CWD"), a non-exclusive easement in, over, under, and across that certain real property situated in the County of Sacramento, State of California, described in Exhibit "A" and Exhibit "B" attached hereto and made a part hereof (hereinafter referred to as "Easement Area").

The easement granted herein is a right-of-way to construct, reconstruct, maintain, repair, replace (of the initial or any other size), and operate a pipeline (and additional pipeline(s) if necessary), and appurtenant facilities, including but not limited devices for controlling electrolysis, necessary to convey water.

Grantors further grant to CWD:

a. the right of ingress to and egress from the Easement Area over and across Grantor's remaining lands as described in the official Records of Sacramento County, by means of roads and lanes thereon, if such there be, otherwise by such route or routes as shall cause the least practical damage and inconvenience to Grantors; and

b. the right to mark the location of pipelines and other underground facilities in the Easement Area by suitable Permanent markers set in the ground.

Dated_____, 2021

San Juan Unified School District,
a political subdivision of the State of California,

By:_____

EXHIBIT A

EASEMENT FOR WATER PIPELINE

LEGAL DESCRIPTION

AN EASEMENT FOR WATER PIPELINE AND APPURTENANCES, BEING LOCATED IN THE STATE OF CALIFORNIA, COUNTY OF SACRAMENTO, UNINCORPORATED AREA, AND BEING LOCATED ON DEL CAMPO HIGH SCHOOL PROPERTY, DESCRIBED AS FOLLOWS:

ALL THAT PORTION OF THAT CERTAIN 70.126 ACRE TRACT OF LAND DESCRIBED IN THAT CERTAIN DEED RECORDED IN BOOK 1126 OF DEEDS AT PAGE 73 IN THE OFFICE OF THE RECORDER, COUNTY OF SACRAMENTO, STATE OF CALIFORNIA.

BEING A PORTION OF THOSE PARCELS OF LAND RECORDED IN BOOK 3605 OF DEEDS, PAGE 91, BOOK 3786 OF DEEDS, PAGE 207, AND PARCEL NO. 1 AND PARCEL NO. 2 OF BOOK 3983 OF DEEDS, PAGE 839.

BEGINNING AT A POINT ON THE EASTERLY LINE OF AFORESAID 70.126 ACRE TRACT, SAID POINT WHICH BEARS SOUTH 01°47'50" EAST 158.10 FEET FROM THE NORTHEAST CORNER OF AFORESAID 70.126 ACRE PARCEL;

THENCE FROM SAID POINT OF **BEGINNING**, THE BOUNDS OF THIS EASEMENT IS DESCRIBED AS THE FOLLOWING FIFTY EIGHT (58) COURSES:

1. ALONG THE EASTERLY LINE OF SAID 70.126 TRACT OF LAND, ALSO BEING THE WESTERLY LINE OF DEWEY DRIVE, SOUTH 01°47'50" EAST 10.00 FEET;
2. LEAVING SAID EASTERLY LINE, SOUTH 88° 11' 41" WEST, 25.55 FEET
3. NORTH 47° 21' 58" WEST, 137.36 FEET
4. SOUTH 87° 38' 02" WEST, 611.51 FEET
5. SOUTH 2° 21' 58" EAST, 257.98 FEET
6. SOUTH 50° 10' 43" EAST, 45.39 FEET
7. SOUTH 45° 26' 47" WEST, 9.23 FEET
8. SOUTH 44° 33' 13" EAST, 44.69 FEET
9. SOUTH 24° 22' 52" EAST, 117.93 FEET
10. SOUTH 1° 59' 30" EAST, 290.66 FEET
11. SOUTH 88° 00' 30" WEST, 59.11 FEET
12. SOUTH 43° 28' 32" WEST, 15.95 FEET
13. SOUTH 88° 00' 30" WEST, 277.06 FEET
14. NORTH 46° 59' 30" WEST, 25.52 FEET
15. NORTH 43° 00' 30" EAST, 11.21 FEET
16. NORTH 63° 51' 59" WEST, 77.52 FEET
17. SOUTH 88° 00' 31" WEST, 391.87 FEET

18. NORTH 46° 59' 29" WEST, 31.34 FEET
19. SOUTH 88° 00' 31" WEST, 66.20 FEET
20. NORTH 1° 59' 29" WEST, 16.35 FEET
21. NORTH 88° 00' 31" EAST, 10.00 FEET
22. SOUTH 1° 59' 29" EAST, 6.35 FEET
23. NORTH 88° 00' 31" EAST, 5.99 FEET
24. NORTH 1° 59' 29" WEST, 6.69 FEET
25. NORTH 88° 00' 31" EAST, 10.00 FEET
26. SOUTH 1° 59' 29" EAST, 6.69 FEET
27. NORTH 88° 00' 31" EAST, 44.36 FEET
28. SOUTH 46° 59' 29" EAST, 31.34 FEET
29. NORTH 88° 00' 31" EAST, 390.23 FEET
30. SOUTH 63° 51' 59" EAST, 100.65 FEET
31. SOUTH 1° 59' 30" EAST, 15.06 FEET
32. NORTH 88° 00' 30" EAST, 260.18 FEET
33. NORTH 43° 28' 32" EAST, 15.95 FEET
34. NORTH 88° 00' 30" EAST, 53.21 FEET
35. NORTH 1° 59' 30" WEST, 278.68 FEET
36. NORTH 24° 22' 52" WEST, 114.17 FEET
37. NORTH 44° 33' 13" WEST, 47.75 FEET
38. NORTH 48° 13' 59" WEST, 14.60 FEET
39. NORTH 41° 46' 01" EAST, 8.17 FEET
40. NORTH 50° 10' 43" WEST, 28.81 FEET
41. NORTH 2° 21' 58" WEST, 20.31 FEET
42. SOUTH 87° 38' 02" WEST, 139.48 FEET
43. NORTH 47° 21' 58" WEST, 66.39 FEET
44. SOUTH 87° 38' 02" WEST, 21.74 FEET
45. NORTH 2° 21' 58" WEST, 10.00 FEET
46. NORTH 87° 38' 02" EAST, 25.89 FEET
47. SOUTH 47° 21' 58" EAST, 66.39 FEET
48. NORTH 87° 38' 02" EAST, 135.34 FEET
49. NORTH 2° 21' 58" WEST, 255.82 FEET
50. SOUTH 87° 38' 02" WEST, 31.03 FEET
51. NORTH 2° 21' 58" WEST, 23.62 FEET
52. NORTH 87° 38' 02" EAST, 20.85 FEET
53. SOUTH 2° 21' 58" EAST, 13.62 FEET
54. NORTH 87° 38' 02" EAST, 20.17 FEET
55. SOUTH 2° 21' 58" EAST, 23.71 FEET
56. NORTH 87° 38' 02" EAST, 615.65 FEET
57. SOUTH 47° 21' 58" EAST, 137.42 FEET
58. NORTH 88° 11' 41" EAST, 21.46 FEET, TO THE **POINT OF BEGINNING**.

THE DESCRIBED EASEMENT CONTAINS 28,506.43 SQUARE FEET (0.65 ACRES), MORE OR LESS.

BASIS OF BEARING FOR THIS DESCRIPTION IS IDENTICAL TO THE PLAT OF JAMES TOWNE UNIT NO. 2 FILED IN BOOK 53 OF RECORD MAPS AT PAGE 31, COUNTY OF SACRAMENTO, STATE OF CALIFORNIA.

END OF DESCRIPTION

PREPARED BY: WARREN CONSULTING ENGINEERS, INC.
1117 WINDFIELD WAY, STE. 110
EL DORADO HILLS, CA 95762

EXHIBIT "B" ATTACHED HERETO AND A PART THEREOF.

Edsel A. Roser, PLS #5505

5-11-21
Date



EXHIBIT "B"

SHEET 1 OF 3

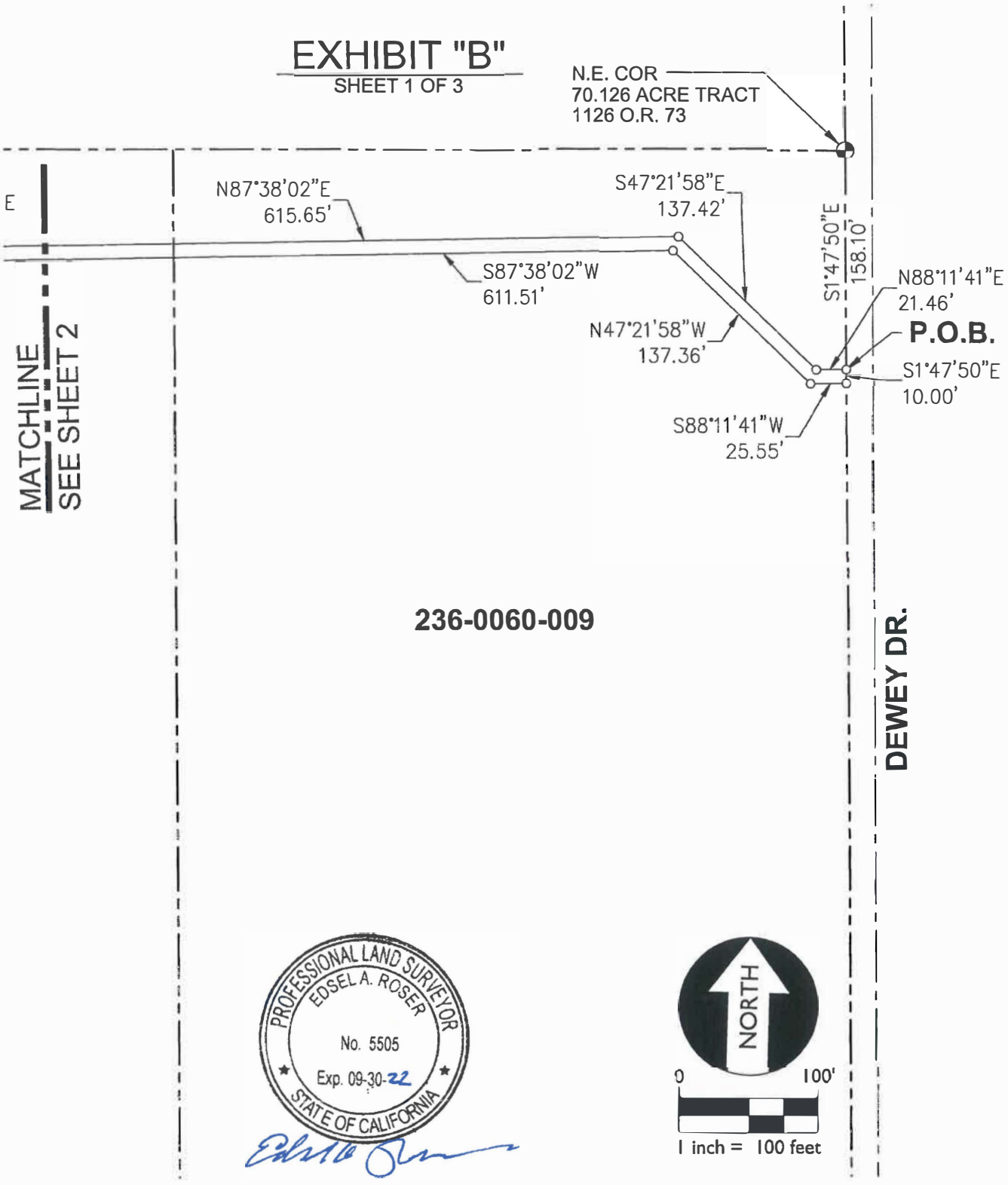

PROFESSIONAL LAND SURVEYOR
EDSEL A. ROSER
No. 5505
Exp. 09-30-22
STATE OF CALIFORNIA

WARREN CONSULTING ENGINEERS, INC.
1117 WINDFIELD WAY, SUITE 110
EL DORADO HILLS, CA 95762 | (916) 985-1870

PLAT OF SUBJECT PROPERTY

EASEMENT FOR WATER PIPELINE

RELATED PROJECT:	JOB NO.	SHEET
DEL CAMPO HIGH SCHOOL	19-061	1 OF 3
FAIR OAKS, CA	DATE: 4/2/2021	SCALE: 1"=100'

FILENAME: I:\19-061\CIVIL\EASEMENTS\WATER EASEMENT\19-061-ESMT-WTR1.DWG SAVE DATE: April 7, 2021 PRINTED: 8.11.2021

EXHIBIT "B"

SHEET 2 OF 3

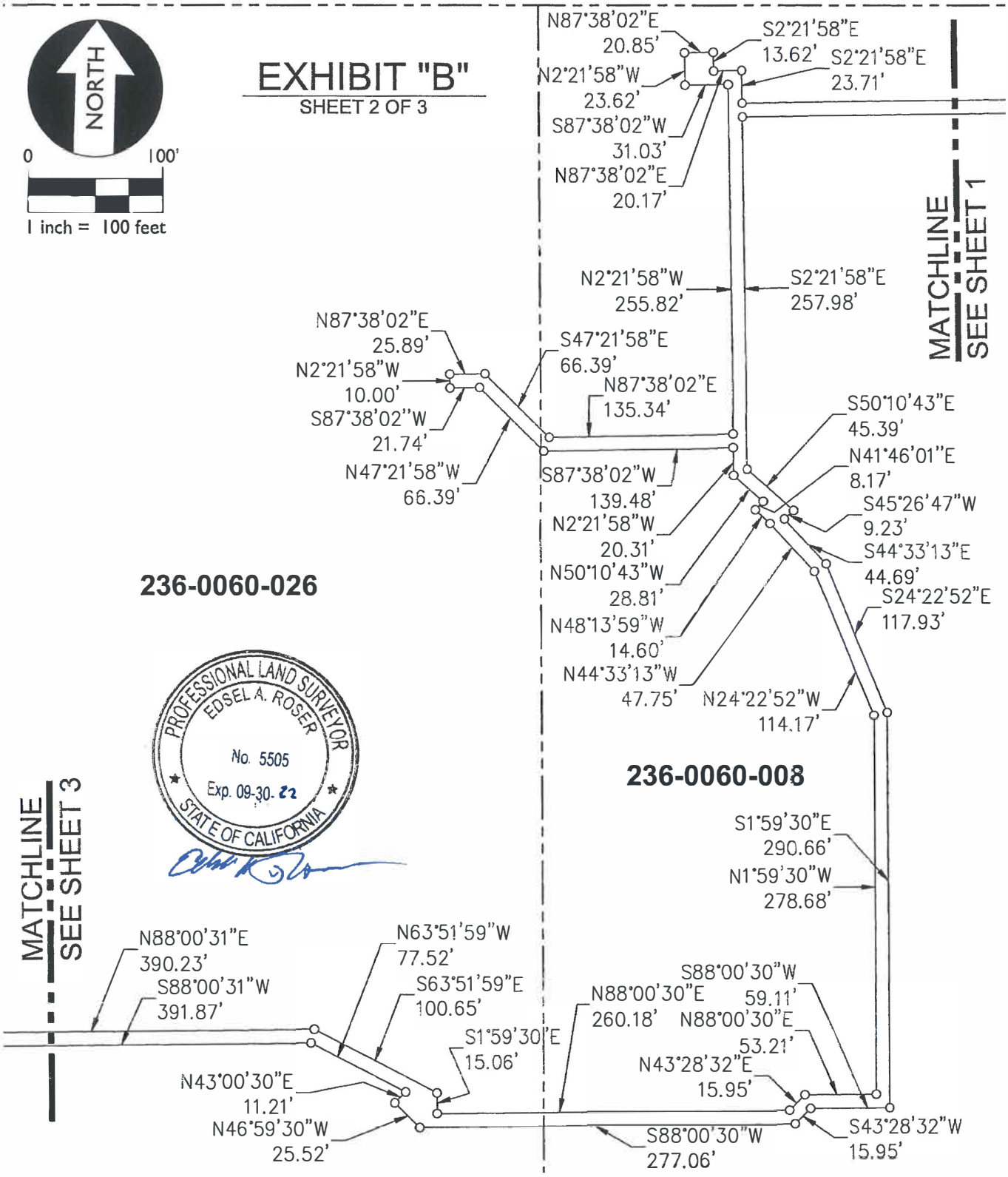

PLAT OF SUBJECT PROPERTY

EASEMENT FOR WATER PIPELINE

WARREN CONSULTING ENGINEERS, INC.
1117 WINDFIELD WAY, SUITE 110
EL DORADO HILLS, CA 95762 | (916) 985-1870

RELATED PROJECT:	JOB NO.	SHEET
DEL CAMPO HIGH SCHOOL	19-061	2 OF 3
FAIR OAKS, CA	DATE: 4/2/2021	SCALE: 1"=100'

FILENAME: I:\19-061\CIVIL\EASEMENTS\WATER EASEMENT\19-061-ESMT-WTR1.DWG SAVE DATE: April 7, 2021 PRINTED: 8.11.2021

EXHIBIT "B"

SHEET 3 OF 3



OLEANDER DRIVE

236-0060-026

MATCHLINE SEE SHEET 2

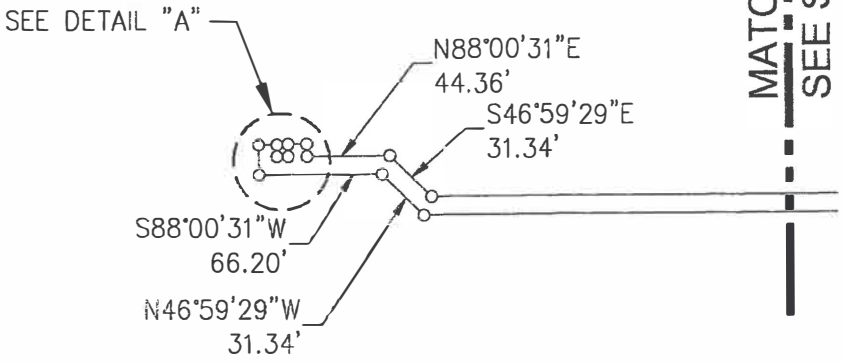



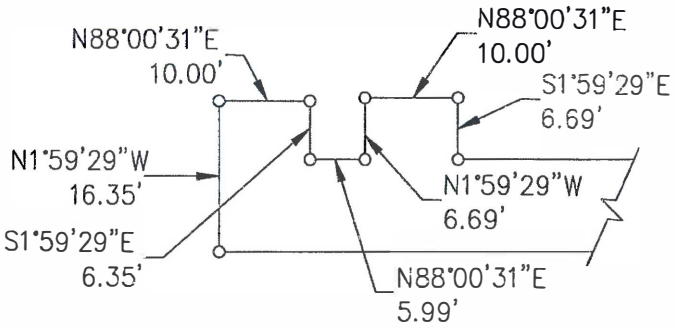

DETAIL "A"

NTS

WARREN CONSULTING ENGINEERS, INC.
1117 WINDFIELD WAY, SUITE 110
EL DORADO HILLS, CA 95762 | (916) 985-1870

PLAT OF SUBJECT PROPERTY

EASEMENT FOR WATER PIPELINE

RELATED PROJECT:	JOB NO.	SHEET
DEL CAMPO HIGH SCHOOL	19-061	3 OF 3
FAIR OAKS, CA	DATE: 4/2/2021	SCALE: 1"=100'

FILENAME: I:\19-061\CIVIL\EASEMENTS\WATER EASEMENT\19-061-ESMT-WTR1.DWG SAVE DATE: April 7, 2021 PRINTED: 8.11.2021

CERTIFICATE OF ACCEPTANCE

This is to certify that CARMICHAEL WATER DISTRICT, a political subdivision of the State of California, hereby accepts for public purposes the real property, or interest therein, conveyed by the within document and consents to the recordation thereof by its duly authorized officer.

Dated: 8/24/2021

By: Cathy Lee

Cathy Lee
General Manager
Carmichael Water District

CALIFORNIA ALL-PURPOSE ACKNOWLEDGMENT

A Notary Public or other officer completing this certificate verifies only the identity of the individual who signed the document to which this certificate is attached, and not the truthfulness, accuracy, or validity of that document.

STATE OF CALIFORNIA)

COUNTY OF SACRAMENTO)

On 05/24/2021 (date) before me, TAYLOR BILLINGS (name of notary officer), notary public,

personally appeared CARLY S. LEE (name(s) of signer(s)),

who proved to me on the basis of satisfactory evidence to be the person(s) whose name(s) is/are subscribed to the within instrument and acknowledged to me that he/she/they executed the same in his/her/their authorized capacity(ies), and that by his/her/their signature(s) on the instrument the person(s), or the entity upon behalf of which the person(s) acted, executed the instrument.

I certify under PENALTY OF PERJURY under the laws of the State of California that the foregoing paragraph is true and correct.

WITNESS my hand and official seal.

TAYLOR BILLINGS
COMM. # 2302453
NOTARY PUBLIC - CALIFORNIA
SACRAMENTO COUNTY
MY COMM. EXP. AUG. 22, 2023

Signature of Notary

----------OPTIONAL SECTION----------

CAPACITY CLAIMED BY SIGNER

Though statute does not require the Notary to fill in the data below, doing so may prove invaluable to persons relying on the document.

☐ INDIVIDUAL
☐ CORPORATE OFFICER(S)

Title(s)
☐ PARTNER(S) ☐ LIMITED
☐ GENERAL

☐ ATTORNEY-IN-FACT
☐ TRUSTEE(S)
☐ GUARDIAN/CONSERVATOR
☐ OTHER: _____

SIGNER IS REPRESENTING:
Name of Person(s) or entity(ies)

OPTIONAL SECTION:

DATA REQUESTED HERE IS NOT REQUIRED BY LAW.

TITLE OR TYPE OF DOCUMENT: GRANT OF EASEMENT

NUMBER OF PAGES _____ DATE _____

SIGNER(S) OTHER THAN NAMED ABOVE _____

SAN JUAN UNIFIED SCHOOL DISTRICT
BOARD OF EDUCATION

AGENDA ITEM: I-5

MEETING DATE: 09/14/2021

SUBJECT: Guest Teacher Salary Schedule

CHECK ONE:
For Discussion: ☐
For Action: ☒
Report: ☐
Workshop: ☐
Recognition: ☐
Emergency Action: ☐

DEPARTMENT: Human Resources

ACTION REQUESTED:
The superintendent is recommending that the board approve the proposed changes to the guest teacher salary schedule.

RATIONALE/BACKGROUND:
San Juan Unified School District is experiencing challenges in substitute teacher coverage. The proposed changes effect an increase to the full day and half day rates. The proposed changes will clarify current rates, which has created frustrations for substitute teachers.

PREVIOUS STAFF/BOARD ACTION:
Superintendent's Cabinet: 08/30/2021, 09/07/2021

FISCAL IMPACT:
Current Budget: $ N/A
Additional Budget: $600,000.00
Funding Source: N/A
(Unrestricted Base, Supplemental, other restricted, etc.)
Current Year Only ☐ On-going ☐

LCAP/STRATEGIC PLAN:
Goal: N/A Focus: N/A
Action: N/A

Strategic Plan: N/A

PREPARED BY: Paul Oropallo, Assistant Superintendent, Human Resources

APPROVED BY: Kent Kern, Superintendent of Schools

CERTIFICATED GUEST (SUBSTITUTE) TEACHER
SALARY SCHEDULE

I. TK-12 (including Special Education)

Full Day Assignment: More than three (3) teaching periods.
Half Day Assignment: Three teaching periods or two periods on a block schedule.

	Full Day	Half Day
Regular Guest/Substitute Teacher	~~$135~~ **$175**	~~$70~~ **$87.50**
San Juan Unified School District Retiree and Dedicated Guest/Substitute Teacher	~~$175~~ **$200**	~~$90~~ **$100**
Regular Long Term/Teaching Permit for Statutory Leave (TPSL)**	~~$180~~ **$200**	~~$90~~ **$100**
~~**2021-22 Rates due to COVID**~~ ~~Classroom Monitor~~ ~~Dedicated Substitute~~ ~~Non-Remote Assignments~~ ~~*Safety training rate $22.50 hour*~~	~~$200~~ ~~$200~~ ~~$180~~	~~$90~~

~~**Priority Site Rates**~~

~~(sites identified by longitudinal data as having a high volume of unfilled assignments):~~
~~**Arcade, Cameron Ranch, Carmichael, Cottage, Coyle, Del Paso Manor, Dyer-Kelly, Thomas Edison, Encina, Grand Oaks, Greer, Howe, Kingswood, La Vista, Lichen, Mariposa, Northridge, Pasadena, Peck, Ralph Richardson Center, Rogers, San Juan High, Skycrest, Starr King, Sylvan, Thomas Kelly and Whitney.**~~
~~**Assignments at these sites have the following daily compensation rate:**~~

	~~Full Day~~	~~Half Day~~
~~Monday and Friday~~	~~$175~~	~~$90~~
~~Tuesday to Thursday~~	~~$155~~	~~$80~~

~~****Job assignments at Priority Sites require a special timecard which you may obtain from the Priority Site office****~~

~~*\~~TPSL/Long Term rate is for an assignment over 20 days. For information on how to qualify for a TPSL, please submit a recent resume and transcripts to Human Resources.

II. Early Childhood Education

Full Day Assignment: Over four (4) working hours.
Half Day Assignment: Four working hours or less.

	Full Day	Half Day
Preschool Teacher	$150	$75
Child Development Permit Teacher (CDPT)	$130	$65
Long Term Preschool	$180	$90
Long Term CDPT	$150	$75

III. Saturday School and other assignments will follow the regular guest full day or half day assignment rates.

IV. Summer School

All guest teachers are paid $15.00 per hour of instruction.

V. Independent Study (El Sereno)

All guest teachers are paid $15.00 per hour of instruction.

VI. Adult Education

All guest teachers are paid $15.00 per hour of instruction.
Long-term rate: $17.00 per hour of instruction.

Pay rate qualification is determined by Human Resources.

Board Approved/Effective: August 13, 2019 v.4

SAN JUAN UNIFIED SCHOOL DISTRICT
TENTATIVE BOARD AGENDA ITEMS
2021-2022

SEPTEMBER 28

Recognition: Week of the School Administrator (Oct. 10-16) – A	Oropallo
Enrollment Update/Trends – D	Camarda
Independent Study/Homeschool Update – R	Schnepp/Townsend-Snider
Public Hearing: Sufficiency of Textbooks and Instructional Materials and Adoption of Resolution – A	Schnepp
CSBA Directors-at-Large Nominations – D/A	Board
*2021-2022 School Plans for Student Achievement (SPSAs) – A	Calvin

OCTOBER 12

K-8 Schools Update – D	Townsend-Snider
ESSER/Expanded Learning Opportunities Grant – D	Bassanelli
Diverse Workforce Initiative Update – R	Oropallo
Construction Update – R	Camarda
Williams Complaint Report – R	Simlick

OCTOBER 26

WORKSHOP: Open Enrollment – D	Kern
Recognition: School Psychology Awareness Week (Nov. 8-12) – A	Calvin
Encina Update – D	Bassanelli
School Start Times 2022-2023 – D	Camarda
ESSER/Expanded Learning Opportunities Grant – A [Discussed 10/12/21]	Bassanelli
Variable Term Waivers – A	Oropallo
Assignment of Teachers Outside Regular Base Credential – A	Oropallo
Provisional Internship Permits – A	Oropallo

NOVEMBER 16 *(3rd Tuesday)*

WORKSHOP: Governance Transition to Seven Board Members – D	Kern
Special Education/CCEIS Plan – D	Calvin
Katherine Johnson Middle School Facilities – D	Camarda
Set Annual Organizational Meeting – A	Board

DECEMBER 14

Annual Organizational Meeting – A	Board
Expanded Learning Opportunities Update (Elementary) – R	Bassanelli
Social Emotional Wellness Update – R	Calvin
2020-2021 Audit Report – A	Stahlheber
2021-2022 First Interim & Budget/Financial Status Report – A	Stahlheber
Special Education/CCEIS Plan – A [Discussed 11/16/21]	Calvin
Minimum Wage Increase (CSEA, Teamsters) – A	Oropallo
Minimum Wage Increase (Short Term, Temporary) – A	Oropallo
Governance Handbook Annual Update – D/A	Board

JANUARY 11

Family and Community Engagement Update – R	Allen
Williams Complaint Report – R	Simlick
Annual Policy Review – D	Simlick
BP 3430 Investing and Debt Management	
BP 5116.1 Intradistrict Open Enrollment	
BP 6145 Extracurricular/Cocurricular Activities	
BP 6020 Parent Involvement and Family Engagement	
*Resolution: Emergency Contracting – A	Stahlheber
*Resolution: Authorized Signature - Power to Contract on Behalf of the District – A	Stahlheber
*Resolution: Delegating Signature Authorization to the Superintendent – A	Stahlheber

JANUARY 25

Recognition: 2022 Classified Employees of the Year – A	Oropallo
Recognition: National School Counseling Week (Feb. 7-11) – A	Schnepp
Technology Update – R	Skibitzki
LCAP Supplemental Update – A	Bassanelli/Stahlheber
LCAP Supplemental Update Choices Charter School – A	Ginter
*School Accountability Report Cards (SARCs) – A	Bassanelli
*Annual Policy Review [Discussed 01/11/22] – A	Simlick

BP 3430 Investing and Debt Management
BP 5116.1 Intradistrict Open Enrollment
BP 6145 Extracurricular/Cocurricular Activities
BP 6020 Parent Involvement

FEBRUARY 15 *(3rd Tuesday)*

Recognition: Arts Education Month (March) – A	Townsend-Snider
Recognition: National School Social Work Week (Mar. 6-12) – A	Calvin
English Learner/Refugee Update – R	Calvin
Recommendation for Reductions in PKS & Criteria for Tie Break (Certificated TK-12) – D	Oropallo
Recommendation for Reducing/Discontinuing CCS & Criteria for Tie Break (Certificated ECE) – D	Oropallo
Notice of Intent to Reduce Classified Positions – D	Oropallo

MARCH 8

Career Technical Education Update – R	Schnepp
Second Interim Budget Report – R	Stahlheber
Resolutions: Reductions in PKS & Criteria for Tie Break (Certificated TK-12) – A [Discussed 02/15/22]	Oropallo
Resolutions: Reductions in PKS & Criteria for Tie Break (Certificated Adult Ed) – A [Discussed 02/15/22]	Oropallo
Resolution: Notice of Intent to Reduce Classified Positions – A [Discussed 02/15/22]	Oropallo
2022 CSBA Delegate Assembly Election – A	Board
*Consolidated Application, Winter Report 2022 (Part II) – A	Calvin
*Resolution: School Board Election Order – A	Kern

MARCH 22

Recognition: Week of the Young Child (Apr. 2-8) – A	Townsend-Snider
Discovery Club Update – D	Townsend-Snider
Instructional Materials Adoptions – D	Schnepp
New High School Courses – D	Schnepp
*Head Start and Early Head Start Grant Application 2022-2023 – A	Townsend-Snider
*Audit Report for Measures J, N, P and S – A	Stahlheber

APRIL 5 *(1st Tuesday)*

Williams Complaint Report – R	Simlick
Proposed Board Meeting Dates for 2022-2023 – A	Board
*Instructional Materials Adoptions – A [Discussed 03/22/22]	Schnepp
*New High School Courses – A [Discussed 03/22/22]	Schnepp

APRIL 19 *(3rd Tuesday)*

Recognition: School Bus Driver's Appreciation Day (Apr. 26) – A	Oropallo
Recognition: National Nurses Week and National School Nurse Day (May 6-12 & May 11) – A	Calvin

MAY 10

Recognition: California Day of the Teacher (May 11) – A	Oropallo
Recognition: Classified School Employee Week (May 15-21) – A	Oropallo
Hearing Officer's Recommendation-2022 RIF (if applicable) – A	Simlick
*Approval of CTE 2022 Advisory Committee Roster – A	Schnepp
*Head Start/Early Head Start COLA Funding Allocation 2022-2023 – A	Townsend-Snider

MAY 24

Recognition: National Science Bowl (if applicable) – A	Schnepp

Recognition: Science Olympiad (if applicable) – A	Schnepp
Recognition: Academic Decathlon (if applicable) – A	Schnepp
*Head Start/Early Head Start Contract Resolution FY 2022-2023 – A	Townsend-Snider

JUNE 14

School Climate: Parent-Staff-Student Voice – R	Bassanelli
Public Hearing: LCAP – D	Bassanelli
Public Hearing: LCAP/Choices Charter School – D	Ginter
Public Hearing: Adoption of the 2022-2023 Budget – D	Stahlheber
Temporary Interfund Borrowing of Cash – A	Stahlheber
*CIF Superintendent Designation of Representatives 2022-2023 – A	Schnepp

JUNE 28

LCAP – A [Public Hearing 06/14/22]	Bassanelli
LCAP Choices Charter School – A [Public Hearing 06/14/22]	Ginter
Adoption of the 2022-2023 Budget – A [Public Hearing 06/14/22]	Stahlheber
*Consolidated Application, Spring Report 2021-2022 – A	Calvin
*2021-2022 Actuarial Report (OPEB) – A	Oropallo
*Charter School 2020-2021 Audit Reports (Aspire, Atkinson, CMP, GIS, GV, OFY) – A	Stahlheber

D=discussion; A=action; *=consent; R=report; PC=public comment