San Juan Unified School District
Regular Meeting of the Board of Education
3738 Walnut Avenue, Carmichael, California 95608

Michael McKibbin, Ed.D., President
Zima Creason, Vice President
Pam Costa, Clerk
Saul Hernandez, Member
Paula Villescaz, Member

PUBLIC PARTICIPATION GUIDELINES

Board of Education meetings are held in person in the board room located at 3738 Walnut Avenue, Carmichael, California. Public attendance is welcome and encouraged. Alternatively, you can view the board meeting on YouTube from a computer, mobile device or tablet. The YouTube link can be found on the district's YouTube channel or by visiting https://www.sanjuan.edu/boardmeeting where the link will be posted approximately 15 minutes prior to the start of the meeting.

The district has taken the following steps to assist the public in offering public comment:

1. In Person Public Comment. Public comment may be offered in person during the board meeting at the district office located at 3738 Walnut Avenue, Carmichael, California.

2. Remote Public Comment. Individuals who cannot attend the meeting in person may request to provide a public comment remotely. Requests must be submitted at https://www.sanjuan.edu/boardmeeting by 1:00 p.m. on the date of the board meeting. The request form is available once a meeting agenda is posted. Those who submit a request will be provided with a link to join the meeting via computer software requiring an internet connection or by calling in to the meeting via phone. The individual will be invited to offer their comment during the appropriate public comment period.

Board Bylaw 9323 limits visitor comments to two (2) minutes per speaker, with no more than 30 minutes per single topic. Time will be extended for any speaker who uses an interpreter. Please be aware that public comments, including your name, become part of the public record.

The business to be considered at this board meeting is on the following agenda:

Board of Education Agenda
March 8, 2022

A. OPEN SESSION/CALL TO ORDER/ANNOUNCEMENT OF CLOSED SESSION TOPICS – 5:30 p.m.

1. Visitor Comments (for closed session agenda items only)
   Board Bylaw 9323 limits visitor comments to two (2) minutes per speaker, with no more than 30 minutes per single topic. Time will be extended for any speaker who uses an interpreter.

B. CLOSED SESSION – 5:30 p.m.

1. Conference with Legal Counsel – Existing Litigation pursuant to Government Code section 54956.9(d)(1). Name of Case: Magali Kincaid, Benito Juarez Neighborhood Association, Neighborhood Elections Now, Juan Yniguez, Carolina Flores, Damaris Canton v. San Juan Unified School District, Complaint for Violation of the California Voting Rights Act and in the Alternative, For Violation of the Voting Rights Act of 1965 and the California Constitution, Sacramento Superior Court Case No. 34-2020-00286475.
2. Collective bargaining matters – discussion with negotiator Daniel Thigpen, Senior Director, Labor Relations, regarding CSEA Chapter 127 General/Operations support, Chauffeurs/Teamsters Local No. 150 Transportation, Supervisors, Teachers and Certificated Supervisory units; and regarding non-represented groups: management and confidential units (Government Code section 54957.6).

C. RECONVENE OPEN SESSION/PLEDGE OF ALLEGIANCE – 6:30 p.m.

D. APPROVAL OF THE MINUTES – February 15, 2022, regular meeting, pages 2408-2412.

E. ORGANIZATIONS/ANNOUNCEMENTS – 6:35 p.m.

1. **High School Student Council Reports**
2. **Staff Reports**
3. **Board-appointed/District Committees**
4. **Employee Organizations**

5. Other District Organizations
6. Closed Session/Expulsion Actions (Government Code section 54957.1)

F. VISITOR COMMENTS – 6:50 p.m.
Board Bylaw 9323 limits visitor comments to two (2) minutes per speaker, with no more than 30 minutes per single topic. Time will be extended for any speaker who uses an interpreter.

G. CONSENT CALENDAR – G-1/G-5 – 7:20 p.m.
Action: The administration recommends that the consent calendar, G-1 through G-5, regarding regular business items, be approved. Any item may be removed for further discussion and separate action following consideration of remaining agenda items.

1. *Personnel – appointments, leaves of absence, separations, errata and job description/salary range change.

2. *Purchasing Report – purchase orders and service agreements, change orders, construction and public works bids, piggyback contracts and bids/RFPs.

3. Acceptance of the following gifts: (# = donor's estimate)
Encina Preparatory High School: from Kiwanis Club of Carmichael Foundation – for baseball club: $1,000.
Family and Community Engagement: from Sacramento Kindness Campaign – for five $50 gas cards for families: $250.

4. *Approval to dispose of surplus property pursuant to Board Policy 3270 and Education Code sections 17545 and 17546.

5. *Adoption of Resolution No. 4009 School Board Election Order.

*Material provided.

H. CONSENT CALENDAR (continued, if necessary)
Discussion and action on the items removed from the consent calendar.

I. BUSINESS ITEMS

1. Social Emotional and Mental Wellness Supports – 7:25 p.m. (Calvin)
Material provided.

Report: regarding an update regarding the district's social emotional and mental wellness supports.

2. Second Interim Budget Report – 7:50 p.m. (Stahlheber)
Material provided.

Action: The superintendent is recommending that the board review and approve the 2021-2022 Second Interim Report and the budget revision, reflecting projected-year budget totals.

3. COVID-19 Update – 8:05 p.m. (Kern)
Material provided.

Discussion: regarding an update on the latest conditions related to the COVID-19 pandemic and its impacts on the district.

4. Reduction in Particular Kinds of Services (TK-12 Certificated) – 8:15 p.m. (Oropallo)
Material provided. (Discussed: 02/15/2022)

Action: The superintendent is recommending that the board adopt Resolution No. 3099, reducing or discontinuing particular kinds of services and the corresponding amount of certificated staffing that will be reduced as a result; and Resolution No. 4000, establishing criteria to apply to break a tie in seniority for TK-12 certificated staff affected by program reductions and who have the same date of hire.

5. Reduction in Particular Kinds of Services (Early Childhood Education) – 8:20 p.m. (Oropallo)
Material provided. (Discussed: 02/15/2022)

Action: The superintendent is recommending that the board adopt Resolution No. 4001, reducing or discontinuing particular kinds of services and the corresponding amount of certificated staffing that will be reduced as a result; and Resolution No. 4002, establishing criteria to apply to break a tie in seniority

for early childhood education certificated staff affected by program reductions and who have the same date of hire.

6. Reduction in Particular Kinds of Services (Adult Education) – 8:25 p.m. (Oropallo)
Material provided. (Discussed: 02/15/2022)

Action: The superintendent is recommending that the board adopt Resolution No. 4003, reducing or discontinuing particular kinds of services and the corresponding amount of certificated staffing that will be reduced as a result; and Resolution No. 4004, establishing criteria to apply to break a tie in seniority for adult education certificated staff affected by program reductions and who have the same date of hire.

7. Reduction of Certain Classified Positions – 8:30 p.m. (Oropallo)
Material provided. (Discussed: 02/15/2022)

Action: The superintendent is recommending that the board adopt Resolution No. 4005, reducing or eliminating certain classified positions, effective June 30, 2022, due to lack of work and/or lack of funds.

8. California School Boards Association (CSBA) Delegate Assembly Election – 8:35 p.m. (Board)
Material provided.

Action: The board may wish to cast a vote for no more than two (2) candidates for subregion 6-B of the CSBA Delegate Assembly.

J. BOARD REPORTS – 8:40 p.m.

K. FUTURE AGENDA – 8:50 p.m.
The board may wish to identify items to be discussed at future meetings and the reasons therefore.

L. VISITOR COMMENTS – 8:55 p.m.
Board Bylaw 9323 limits visitor comments to two (2) minutes per speaker, with no more than 30 minutes per single topic. Time will be extended for any speaker who uses an interpreter.

B. CLOSED SESSION (continued, if necessary)
Announcement of topics/announcement of actions.

M. ADJOURNMENT – 9:00 p.m.

The Board of Education welcomes and encourages the public's participation at the board meetings and has devoted time throughout the meeting for that purpose. You may comment on items included on this agenda; however, we ask that you limit your comments to two (2) minutes, so that as many people as possible may be heard (Education Code section 35145.5, Government Code section 54954.3). When an item indicates "material provided," the additional information is available prior to the meeting in the Information and Communication Office, 3738 Walnut Avenue, Carmichael, (916) 979-8281, or on the district website at www.sanjuan.edu.

*A person with a disability may contact the Board of Education office at (916) 971-7111, or email **stephanie.cunningham@sanjuan.edu** at least 48 hours before the scheduled board meeting to request receipt of an agenda and other distributed writings in an appropriate alternative format, or to request disability-related modifications or accommodations, including auxiliary aids or services, in order to participate in the public board meeting.*

*Translation and interpretation services will be made available upon request with advance notice. If you wish to utilize these services, please notify the Board of Education office at (916) 971-7111, or email **stephanie.cunningham@sanjuan.edu** at least 24 hours before the scheduled board meeting to allow for the scheduling of appropriate translation staff and other resources.*

NOTE: The times indicated are approximate.

Mission Statement
Valuing diversity and excellence, the San Juan Unified School District's mission is to educate and inspire each student to succeed and responsibly contribute to a radically evolving world by providing innovative, rigorous, student-focused instruction and programs in a safe, caring and collaborative learning community.

San Juan Unified School District
Board of Education
3738 Walnut Avenue, Carmichael, California 95608

Board of Education Minutes
February 15, 2022

Regular Meeting
Board of Education
5:45 p.m.

Open Session/Call to Order/Announcement of Closed Session Topics (A)
The February 15 regular meeting was called to order by the president, Dr. Michael McKibbin. In compliance with the Order issued by the Sacramento County Public Health Officer on January 6, 2022, directing all public meetings in the county to occur virtually until further notice, the February 15 regular meeting was conducted telephonically via the Zoom video conferencing platform and was also livestreamed on the district's YouTube channel.

Roll Call
Present: (via Zoom from separate locations)
Michael McKibbin, Ed.D., president
Zima Creason, vice president
Pam Costa, clerk
Saul Hernandez, member
Paula Villescaz, member

Visitor Comments: Closed Session (A-1)
There were no closed session visitor comments.

Closed Session (B)
The meeting was then recessed with the board convening in closed session to consider student expulsions in four cases (Education Code section 48918[f]).

Reconvene Open Session/Pledge of Allegiance (C)
At 6:30 p.m., the meeting was called back to order by the president Dr. Michael McKibbin. Four members of the Casa Roble Fundamental High School Air Force Jr. ROTC virtually led the group in the Pledge of Allegiance. Dr. McKibbin then explained the two methods (electronically or on Zoom) available to submit public comments for tonight's meeting.

Minutes Approved (D)
It was moved by Mr. Hernandez, seconded by Ms. Creason, that the minutes of the January 25 regular meeting be approved. MOTION CARRIED 4-0-1 [AYES: McKibbin, Creason, Costa, Hernandez; NOES: None; ABSTAIN: Villescaz].

Recognition: National School Social Work Week (E-1a)
It was moved by Ms. Villescaz, seconded by Ms. Creason, to adopt Resolution No. A-410 proclaiming March 6-12 as National School Social Work Week. MOTION CARRIED UNANIMOUSLY [McKibbin, Creason, Costa, Hernandez, Villescaz].

Recognition: Arts Education Month (E-1b)
It was moved by Ms. Costa, seconded by Mr. Hernandez, to adopt Resolution No. A-411 proclaiming the month of March as Arts Education Month. MOTION CARRIED UNANIMOUSLY [McKibbin, Creason, Costa, Hernandez, Villescaz].

High School Student Council Reports (E-2)
High School Student Council representatives Nayeli Reyes Guerrero from El Camino Fundamental High School and Mel Somvang and Justin Orozco Ramirez from Encina Preparatory High School updated the board on the goals, activities and achievements at the school.

Closed Session/Expulsion Actions (E-7)
Ms. Costa reported that the board voted unanimously to accept a hearing panel's recommendation of three expulsions in case numbers M-15, S-35 and S-36, and to accept a hearing panel's recommendation of one suspended expulsion in case number S-37.

Visitor Comments (F) *[via Zoom]*
Katie Day shared information about an article related to vaccinations.

Amy Sagraves expressed her concerns about the relocation of Katherine Johnson Middle School to the Creekside location.

Carli Krebs responded to the previous comments made about myocarditis.

Marina Gabel provided information about various Facebook groups.

Michael Seaman expressed his concerns about the relocation of Katherine Johnson Middle School to the Creekside location.

Eva C. expressed her concerns regarding moving Katherine Johnson Middle School to the Creekside location.

Dylan Wood echoed the previous concerns regarding the Creekside location, noting potential impacts on the environment.

Matthew Sagraves expressed his concerns about the relocation of Katherine Johnson Middle School to Creekside.

Consent Calendar Approved (G-1/G-7)
Ms. Villescaz pulled item G-8. It was moved by Ms. Villescaz, seconded by Ms. Creason, that the consent calendar items G-1 through G-7 be approved. MOTION CARRIED UNANIMOUSLY [McKibbin, Creason, Costa, Hernandez, Villescaz].

Personnel (G-1)
Appointments, leaves of absence, separations and reassignments/change in work year – approved as submitted.

Purchasing Report (G-2)
Purchase orders and service agreements, change orders, construction and public works bids, piggyback contracts, zero dollar contract and bids/RFPs – approved as submitted.

Business/Financial Report (G-3)
Notices of completion and warrants and payroll – approved as submitted.

Gifts (G-4)
Acceptance of gifts to Bella Vista High School, Camp Winthers, Family and Community Engagement, Laurel Ruff Transition School, San Juan High School and Skycrest Elementary School.

Disposal of Surplus Property (G-5)
Approval to dispose of surplus property pursuant to board policy 3270 and Education Code sections 17545 and 17546.

Annual Policy Review (G-6)
Approval of the following board policies (BP) as required by state and local law (annual policy review): BP 3430 Investing and Debt Management, BP 6145 Extracurricular/Cocurricular Activities, BP 6020 Parent Involvement, BP 5116.1 Intradistrict Open Enrollment (Discussed: 01/25/2022)

Resolution No. 4007: Statewide Educational Wrap Up Program Membership (G-7)
Adoption of Resolution No. 4007 approving the district's membership in the Statewide Educational Wrap Up Program (SEWUP) to use for cost effective construction specific insurance to protect the financial interests of the district and bond.

Consent Calendar Continued (H)
Certification of Absence: Paula Villescaz (G-8)
Approval to certify that the January 25, 2022, absence of board member Paula Villescaz occurred due to illness, pursuant to Education Code 35120(c) and Board Bylaw 9250.

It was moved by Mr. Hernandez, seconded by Ms. Costa, that the consent calendar item G-8 be approved. MOTION CARRIED 4-0-1 [AYES: McKibbin, Creason, Costa, Hernandez; NOES: None; ABSTAIN: Villescaz].

Local Control and Accountability Plan (LCAP) Mid-Year Update (I-1)
Deputy Superintendent Melissa Bassanelli presented the topic and introduced Director of Continuous Improvement and LCAP Gianfranco Tornatore who gave a presentation on the LCAP mid-year update which included a review of the supplement to the annual update for the 2021-2022 LCAP as required by section 124(e) of Assembly Bill 130; all available mid-year outcome data related to metrics identified in the 2021-2022 LCAP; and mid-year expenditure and implementation data on all actions identified in the 2021-2022 LCAP. Mr. Tornatore specifically reviewed the planning timeline, the outreach that took place with community and educational partners, and he discussed key themes. Mr. Tornatore spoke about several successes and challenges that have been experienced, noting that all LCAP actions are currently in process and being implemented. Mr. Tornatore also shared information on notable metrics, assessments, differentiated assistance, budget and next steps. Board members made comments and posed questions, which Mr. Tornatore addressed.

Choices Charter School Local Control and Accountability Plan (LCAP) Mid-Year Update (I-2)
Director of Admissions and Family Services Brian Ginter introduced Choices Charter School Principal Tony Oddo who gave a presentation on the LCAP mid-year update for Choices Charter School which included a review of the supplement to the annual update for the 2021-2022 LCAP as required by section 124(e) of Assembly Bill 130; all available mid-year outcome data related to metrics identified in the 2021-2022 LCAP; and mid-year expenditure and implementation data on all actions identified in the 2021-2022 LCAP. Mr. Oddo presented information about Choices Charter School expenditure plans, stakeholder input, the school focus and key themes, budget overview for parents, successes and challenges and LCAP metrics. Board members congratulated Choices Charter School on their successes.

Redistricting Trustee Map Boundaries (I-3)
General Counsel Linda Simlick introduced Lozano Smith Attorney Michelle Cannon and Cooperative Strategies Demographer Justin Rich who gave a presentation on redistricting trustee map boundaries. Ms. Cannon provided background information and discussed the redistricting requirements. Mr. Rich reviewed the current trustee area map and he spoke about the 2020 Census study results. Ms. Cannon noted the community outreach and input that was conducted by the district. Mr. Rich presented the two map adjustment options and provided details about each option. Ms. Cannon explained next steps.

Public Comment: [via Zoom]
Michael Seaman mentioned that the Arden-Arcade area has a designated environmental justice area that continues to be overlooked by the redistricting process.

Ms. Villescaz noted the minimal distinction between the two map options and shared her reasoning for supporting scenario 1. Mr. Hernandez said he would base his support on recent feedback from the community, which showed preference for scenario 1. Ms. Costa expressed support for map 1, basing her decision on community feedback. Ms. Creason reiterated that this process does not impact school boundaries, and she said she supports map 1 based on community feedback. Dr. McKibbin thanked the voters and parents who provided feedback, noting his support for scenario 1.

It was moved by Ms. Villescaz, seconded by Ms. Costa, to adopt Resolution No. 4006 approving adjustments to the boundaries of the districts trustee areas and to adopt plan number one (1) as its trustee area redistricting plan pursuant to Education code section 5019.5. MOTION CARRIED UNANIMOUSLY [McKibbin, Creason, Costa, Hernandez, Villescaz].

COVID-19 Update (I-4)
Superintendent Kern introduced Chief of Staff Trent Allen who gave an update on the latest conditions related to the COVID-19 pandemic and its impacts on the district, which included information on case rates, testing and the most recent state and county guidance. Mr. Allen provided detailed information about the continued school mask mandate and shared the most recent information from Sacramento County Public Health.

Public Comments: [via Zoom]
Bethany Mitchell spoke about the ineffectiveness of cloth masks.

Katie Day made comments regarding masks and vaccination requirements.

Colin Mergens shared information regarding education codes and expressed support for making masks optional.

Tenille Stewart commended the district on its testing capacity and she said she supports choice for student masking.

Serena Henman spoke about the recent actions taken by Roseville Joint Unified School District related to masking.

Amanda Oltean expressed support for ending the school mask mandate.

Megan shared personal stories about her children taking part in Freedom Friday.

Tristan shared her personal experiences about participating in Freedom Friday.

Sadie Rovito spoke about her personal experiences related to not wearing a mask at school.

Corey Brasier expressed concerns about the school mask mandate and the impact on speech services.

Addison Brasier shared her personal experiences about having to wear a mask at school.

Michaela Golden spoke in opposition to the school mask requirement.

Chelsey Higdon urged the board to end the school mask mandate.

Zoey Brasier shared her personal experiences about wearing a mask at school.

Regan Brasier shared her personal experiences about wearing a mask at school.

Eddie Russell expressed support for discontinuing the school mask mandate.

Carissa Boudwin made comments about removing the school mask mandate.

Carli Krebs expressed support for continuing the school mask mandate.

Amy Sagraves expressed support for ending the school mask mandate.

After the first 30 minutes of public comment, Dr. McKibbin invited board members to speak. Ms. Villescaz acknowledged the frustrations of the pandemic and masking requirements, and she said she supports following the guidance of state and public health leaders. Mr. Hernandez expressed support for sending a message to county and state officials encouraging them to end the school mask mandate before February 28, and he also spoke about parent choice regarding student masking and COVID-19 vaccination requirements. Ms. Costa said she supports upholding the current mandate until the February 28 reassessment takes place by the state. Ms. Creason asked staff clarifying questions regarding the use of shields instead of masks, she acknowledged the struggles and frustration as a result of the pandemic and she made remarks in response to some of the public comments. Dr. McKibbin made comments related to student safety and the oath of office, and he shared his personal stories related to COVID-19.

After board comments, it was moved by Ms. Creason, seconded by Mr. Hernandez, to extend time to hear the remainder of public comment. MOTION CARRIED UNANIMOUSLY [AYES: McKibbin, Creason, Costa, Hernandez, Villescaz; NOES: None; ABSTAIN: None].

Additional Public Comments: [via Zoom]
Liz Jorgensen spoke about youth mental health and student mask choice.

Kendall Johnson shared stories about her mental health and mask wearing.

Christina Shirk made comments regarding the school mask mandate.

Matthew Sagraves clarified the difference between mandates and laws.

Lisa expressed frustration with the school mask mandate and the mental health of students.

Recommendation for Reduction in Particular Kinds of Services (TK-12 Certificated) (I-5)
Assistant Superintendent of Human Resources Paul Oropallo explained a resolution is required by the California Education Code to provide advanced notice to TK-12 certificated employees by March 15 for reducing or discontinuing particular kinds of services (PKS). Mr. Oropallo further explained that an additional resolution establishes criteria to apply to break a tie seniority for certificated staff affected by program reductions and who have the same date of hire. Ms. Villescaz asked for clarification about the process, which Mr. Oropallo and Superintendent Kern addressed. Action was scheduled for March 8.

Recommendation for Reduction in Particular Kinds of Services (Early Childhood Education) (I-6)
Mr. Oropallo explained a resolution is required by the California Education Code to provide advanced notice to early childhood education certificated employees by March 15 for reducing or discontinuing particular kinds of services (PKS). Mr. Oropallo further explained that an additional resolution establishes criteria to apply to break a tie seniority for certificated staff affected by program reductions and who have the same date of hire. Action was scheduled for March 8.

Recommendation for Reduction in Particular Kinds of Services (Adult Education) (I-7)
Mr. Oropallo explained a resolution is required by the California Education Code to provide advanced notice to adult education certificated employees by March 15 for reducing or discontinuing particular kinds of services (PKS). Mr. Oropallo further explained that an additional resolution establishes criteria to apply to break a tie seniority for certificated staff affected by program reductions and who have the same date of hire. Action was scheduled for March 8.

Notice of Intent to Reduce Classified Positions (I-8)
Mr. Oropallo explained that a resolution is necessary to address the statutory process for reducing or eliminating certain classified positions, effective June 30, 2022, due to lack of work and/or lack of funds. Action was scheduled for March 8.

Board Reports (J)
There were no board reports.

Future Agenda (K)
There were no items added to the future agenda.

Visitor Comments (L)
There were no general visitor comments.

Adjournment (M)
At 10:01 p.m., there being no further business, the regular meeting was adjourned.

_____ _____
Michael McKibbin, Ed.D., President Kent Kern, Executive Secretary

Approved: _____
:sc

SAN JUAN UNIFIED SCHOOL DISTRICT
BOARD OF EDUCATION

AGENDA ITEM: G-1
MEETING DATE: 03/08/2022
APPROVED:

HUMAN RESOURCES

The following reports are submitted for board approval

Personnel Pages	Page #
Appointments	
Management	
Certificated	1
Classified	1
Leaves of Absence	
Management	
Certificated	2
Classified	
Separations	
Management	2
Certificated	2
Classified	2-3
Pre-Retirement Reduced Workload	
Reassignments/Change in Work Year	
Errata	3
Job Description/Salary Range Change	
Management	
Certificated	
Classified	3 - 7
Unrepresented	
Cabinet Contracts/Extension of Contract	
Recommendation to Extend A District Intern Credential	
Certificated	
Credential Approval Recommendations	
Certificated	
Charter School Personnel Actions	
Choices	

1. APPOINTMENTS

CERTIFICATED

Type	Name	Status	Assignment	Location	Effective Date	(s)
New Hire	Diregolo, Rose	Temp	Tch-Site Resource Elem I	Thomas Kelly	01/31/22	06/09/22
New Hire	Glavan, Emilia	Temp	Preschool Teacher	Garfield ECE	02/14/22	06/02/22
New Hire	Hoogendyk, Trina	Temp	Teacher Kindergarten	Del Dayo	11/29/21	06/09/22
New Hire	Huynh, Bounthiene	Temp	Tch-Child Develop Permit	Early Childhood Education	02/07/22	06/30/22
New Hire	Lopez, Lauryn	Temp	Lang/Speech/Hearing Spec	Special Education-Kenneth	01/31/22	06/09/22
New Hire	Palamidessi, Adam	Temp	Teacher Grade 9/12	El Camino	02/28/22	06/09/22
Rehire	Dejager, Kristen	Temp	Tch-Independent Study	El Sereno	02/14/22	06/09/22
Rehire	Gibbons, Anton	Temp	Teacher Combo 4-5	Coyle Avenue	02/10/22	06/09/22

CLASSIFIED

Type	Name	Status	Assignment	Location	Effective Date	(s)
New Hire	Aissaoui, Sarah	Prob	Non-Instruct Support Aide	Skycrest ECE	02/18/22	
New Hire	Akbar, Wagma	Prob	Sch/Comm Rsrce Asst-Farsi	English Language Learning	02/09/22	
New Hire	Angel, Amanda	Prob	Instructional Assistant I	Trajan	02/09/22	
New Hire	Baker, Hannah	Prob	Instructional Assistant I	Woodside	02/28/22	
New Hire	Bakheet, Eman	Prob	Instructional Assistant I	Pasadena	02/03/22	
New Hire	Baldizan, Adrianna	Prob	Instructional Assistant I	Cottage	03/01/22	
New Hire	Barthel, Diana Rose	Prob	Instructional Assistant II	Dyer-Kelly	02/09/22	
New Hire	Bayliss, Evan	Prob	Instructional Assistant I	Starr King	02/28/22	
New Hire	Blackburn, Daniel	Prob	Instructional Assistant I	Carmichael	02/14/22	
New Hire	Carter, Amelia	Prob	Instructional Assistant I	Cameron Ranch	02/28/22	
New Hire	Caywood, Alfred	Prob	Instructional Assistant III	La Vista	02/14/22	
New Hire	Connolly-Stratton, Sianna	Prob	Instructional Assistant III	El Camino	02/28/22	
New Hire	Daily Jr., James	Prob	Athletic Fields Technician	Maintenance and Operations	02/10/22	
New Hire	Dexter, Tonja	Prob	Instructional Assistant III	Legette	01/31/22	
New Hire	Dixson, Jessica	Prob	Instructional Assistant I	Starr King	02/28/22	
New Hire	Figueroa Mendoza, Fabiloa	Prob	Instructional Assistant I	Woodside	02/28/22	
New Hire	Flores, Imer	Prob	Inst Asst-Bilingual-Spanish	Sunrise Tech	02/07/22	
New Hire	Gauronskas, Tamika	Prob	Nutrition Services Worker I	Oakview	02/10/22	
New Hire	Hall, Brittaney	Prob	Middle School Secretary	Katherine Johnson	03/01/22	
New Hire	Hays, Nia	Prob	Intermediate Clerk Typist	Sierra Oaks	02/28/22	
New Hire	Isordia Torres, Gerardo	Prob	Campus Monitor	Katherine Johnson	03/02/22	
New Hire	Jacobs, Mary	Prob	Instructional Assistant I	Sierra Oaks	02/28/22	
New Hire	Jimenez, Mariela	Prob	Sch/Comm Interv Assistant	Arcade	03/01/22	
New Hire	Lalaw, Dana	Prob	Instructional Assistant III	Special Education -Kenneth	02/28/22	
New Hire	Lua, Armando	Prob	Roofer	Maintenance and Operations	02/15/22	
New Hire	Martinez, Diann	Prob	Custodian	Ralph Richardson	02/28/22	
New Hire	Morales, Joanna	Prob	Campus Monitor	Arcade	02/14/22	
New Hire	Murdock, Jessie	Prob	Secretary	Psych Services- Kenneth	02/28/22	
New Hire	Naderi, Azar	Prob	Child Develop Assistant-SA	Cowan ECE	02/18/22	
New Hire	O'Farrell, Elizabeth	Prob	Nutrition Services Worker I	Barrett	02/07/22	
New Hire	Ortiz, Amanda	Prob	Child Develop Assistant-SA	Woodside ECE	02/18/22	
New Hire	Perry, Jason	Prob	Plumber	Maintenance and Operations	02/28/22	
New Hire	Pevey, Lauren	Prob	Personnel Technician	Human Resources	02/14/22	
New Hire	Polsgrove, Scott	Prob	Lead Custodian	Del Campo	02/10/22	
New Hire	Rahman, Iqbal	Prob	Instructional Assistant II	Katherine Johnson	02/01/22	
New Hire	Roche Candelario, Oralia	Prob	Campus Monitor	Kingswood	02/28/22	
New Hire	Sarmento, Jeff	Prob	Custodian	Grand Oaks	02/10/22	
New Hire	Skultety, Genevieve	Prob	Campus Monitor	Carnegie	01/31/22	
New Hire	Smith, Shelby	Prob	Instructional Assistant I	Schweitzer	02/09/22	
New Hire	Strange, Desiree	Prob	Accountant	Budget Services	02/17/22	
New Hire	Twilla, Janelle	Prob	Culinary Arts Program Assist	San Juan	02/14/22	
New Hire	Wagner, Justine	Prob	Instructional Assistant II	Charles Peck	02/15/22	
New Hire	Wilkerson, Dillon	Prob	Custodian	Rio Americano	02/09/22	
New Hire	Yaqubi, Zarifa	Prob	Child Develop Assistant-SA	Encina ECE	02/14/22	
Rehire	Azizi Samira	Prob	Inst Asst-Bilingual-Farsi	Cottage	02/08/22	
Rehire	Gregoire, Nolan	Prob	Campus Monitor	Greer	02/28/22	
Rehire	Hernandez, Rikashni	Prob	Campus Monitor	Mesa Verde	02/11/22	
Rehire	Malone, Angela	Prob	Nutrition Services Worker I	Greer	02/10/22	
Rehire	Mask, Shaquara	Prob	Campus Monitor	Sierra Oaks	02/15/22	
Rehire	Romine, Tasha	Prob	Campus Monitor	Mariposa	02/28/22	

2. LEAVES OF ABSENCE

CERTIFICATED

Type	Name	Status	Assignment	Location	Effective Date (s)	
Unpaid	Madden, Erin	Perm	Teacher Kindergarten	Howe Avenue	02/12/22	06/08/22
Unpaid w/Benefits	Lund, Mary	Perm	Counselor- Special Programs	LSC Region 3 @ Arlington	03/01/22	05/02/23

3. SEPARATIONS

CERTIFICATED SUPERVISORY

Type	Name	Status	Assignment	Location	Effective Date (s)
Resignation	Ponce, Mary	Prob	Prog Mgr-EL/Multicultural Ed	Teaching and Learning	06/30/22

CERTIFICATED

Type	Name	Status	Assignment	Location	Effective Date (s)
Resignation	Ahlberg, Jennafer	Prob	Counselor K/6	Woodside	06/09/22
Resignation	Bhatt, Ninad	Prob	Teacher Grade 9/12	Mira Loma	06/09/22
Resignation	Bolles, John	Prob	Teacher Grade 9/12	El Camino	06/09/22
Resignation	Campos-Friar, Pamela	Prob	Teacher Grade 6	Thomas Edison	06/09/22
Resignation	Faucetie, Natalie	Prob	Tch-Resource Spec K/12	Howe Avenue	06/09/22
Resignation	Gadbut, Sarah	Prob	Teacher Grade 9/12	Del Campo	06/09/22
Resignation	Guerrero, Julianna	Prob	Teacher Grade 4	Edison	06/09/22
Resignation	Harris, Eric	Prob	Teacher Grade 7/8	Arcade	06/09/22
Resignation	Haskell, Elisabeth	Prob	Tch-English Lang Develop	Arden	06/09/22
Resignation	Jacks, Brooke	Prob	Tch-Resource Spec K/12	Katherine Johnson	06/09/22
Resignation	Jones, Genese	Prob	Tch-Resource Spec K/12	Carriage	06/09/22
Resignation	Karnesky-Stevens, Judith	Prob	Tch-Mod/Severe K/12	Mesa Verde	06/09/22
Resignation	Keith, Jason	Prob	Tch-Voc Educ/ROP 9/12	San Juan	06/09/22
Resignation	Kreitz, Kali	Prob	Tch-Resource Spec K/12	La Entrada	06/09/22
Resignation	Lancaster, Kerra	Perm	Tch-ECE Content Specialist	Early Childhood Education	02/11/22
Resignation	Lyons, Jessica	Prob	Teacher Grade 1	Dyer-Kelly	06/09/22
Resignation	Marlatt, Shirley	Prob	Tch-Mod/Severe K/12	Casa Roble	06/09/22
Resignation	Marmorstein, Marc	Prob	Tch-Trav Elem Clsrm-Music	Teaching and Learning	06/15/22
Resignation	Moise, Lindsey	Prob	Teacher Grade 6 M/S	Arden	06/09/22
Resignation	Moore, Jennifer	Prob	Teacher Grade 9/12	Rio Americano	02/14/22
Resignation	Murillo Lujano, Javier	Prob	Teacher Grade 9/12	Mira Loma	06/09/22
Resignation	Pierce, Shannon	Perm	Teacher Grade 7/8	Will Rogers	01/03/22
Resignation	Schatz, Allison	Prob	Tch-Site Resource	Legette	06/09/22
Resignation	Wallen, Alexis	Prob	Teacher Grade 7/8	Carnegie	06/09/22
Resignation	Weber, Melanie	Prob	Tch-Resource Spec K/12	Carmichael	06/09/22
Resignation	Wert, Rebecca	Prob	Teacher Grade 9/12	Rio Americano	06/09/22
Resignation	White, La Tanya	Prob	Tch-English Lang Develop	Arcade	06/09/22
Resignation	Wiley, Rebecca	Prob	Tch-Mod/Severe K/12	Garfield	06/09/22
Resignation	Williams, Ashley	Prob	Teacher Grade 7/8	Carnegie	06/09/22
Retirement	Buchmiller, John	Perm	Teacher Grade 7/8	Barrett	01/31/22

CLASSIFIED

Type	Name	Status	Assignment	Location	Effective Date (s)
Resignation	Billington, Jennifer	Perm	School Playground Rec Aide	Gold River	02/04/22
Resignation	Blackmon, Timothy	Prob	Campus Monitor	Carnegie	01/18/22
Resignation	Brady, Nakia	Prob	Instructional Assistant I	Cameron Ranch	01/28/22
Resignation	Bristow, Alana	Perm	Budget Technician	Budget Services	02/25/22
Resignation	Carrillo, Natalie	Perm	Social Emotional Support	LSC Region 1 @ Arcade	02/18/22
Resignation	Coss, Alexandra	Perm	Instructional Assistant III	Skycrest	01/28/22
Resignation	Davidek, David	Prob	Locksmith	Maintenance and Operations	02/09/22
Resignation	Delgado, Karissa	Perm	Child Develop Assistant-SA	Cowan ECE	01/31/22
Resignation	Dickerson, Skylynn	Prob	Instructional Assistant II	Kingswood	02/09/22
Resignation	Garcia, Rhiannon	Prob	Nutrition Services Worker I	Howe Avenue	01/24/22
Resignation	Garcia-Uhl, Hanan	Perm	Intermediate Clerk Typist	Barrett	11/12/21
Resignation	Geoffrey, Jennifer	Perm	Instructional Assistant Health	Health Services	02/04/22
Resignation	Heston-Rojas, Teresa	Perm	Instructional Assistant III	Special Education-Kenneth	02/04/22
Resignation	Johnson, Alberta	Perm	Instructional Assistant II	Rio American	01/31/22
Resignation	Knoles, Josh	Prob	Instructional Assistant II	Carnegie	02/04/22
Resignation	Mack, Ingrid	Prob	Instructional Assistant III	Casa Roble	02/11/22
Resignation	Margherone, Maryclare	Perm	Nutrition Services Worker I	Barrett	01/18/22
Resignation	Navicky, Michael	Prob	Custodian	Maintenance and Operations	02/04/22
Resignation	Petersen, Laura	Prob	Instructional Assistant III	Arlington Heights	01/21/22
Resignation	Ryan, Kelly	Prob	Instructional Assistant II	Pasteur	02/03/22
Resignation	Saidy, Hangama	Prob	Inst Asst-Bilingual- Farsi	Early Childhood Education	02/10/22

3. SEPARATIONS (Continued)

CLASSIFIED

Type	Name	Status	Assignment	Location	Effective Date (s)
Resignation	Stenen, Kayla	Prob	Instructional Assistant II	Northridge	02/14/22
Resignation	Stroughter, Sammie	Perm	Campus Monitor	Rio Americano	02/01/22
Resignation	Tasakos, Flora	Perm	Nutrition Services Worker I	Edison	02/28/22
Retirement	Wright, Dawn	Perm	Human Resources Analyst	Human Resources	02/25/22
Termination	Wroten, Lalonie	Prob	Instructional Assistant I	Dyer-Kelly	02/18/22
Suspension	CL 518	Perm	Instructional Assistant III	Teaching and Learning	03/09/22
Suspension	CL 519	Perm	Bus Driver	Transportation	03/16/22
Suspension	CL 520	Perm	Bus Driver	Transportation	03/09/22
Dismissal	CL 521	Perm	Instructional Assistant-Health	Teaching and Learning	01/20/22

4. ERRATA

CERTIFICATED SUPERVISORY

Type	Name	Status	Assignment	Location	Effective Date (s)	
New Hire	Schofield, Laurie	Temp	Prog Spec Special Education	Special Education-Kenneth	03/04/22	06/30/23

*To update the effective start date previously reported as 02/14/22

5. JOB DESCRIPTION / SALARY RANGE CHANGE

CLASSIFIED

Class Title	Unit	New/Update	Old Salary Range	New Salary Range	Effective Date (s)
Procurement Analyst (Facilities and Construction)	CSEA	New	N/A	41	03/09/22

JOB DESCRIPTION

POSITION CODE: TBD
Classified Group: CSEA
Salary Range: 41
Work Calendar: 001

POSITION TITLE: Procurement Analyst (Facilities and Construction)

DEFINITION: Under general direction, responsible for the procurement of goods and services as related to construction/bond program contracts to meet the needs of the district in accordance with applicable laws, regulations, and district policies; facilitates competitive pricing and/or bid processes; maintains vender relationships.

DIRECTLY RESPONSIBLE TO: Coordinator, Facilities Accounting and Compliance

SUPERVISION OVER: N/A

DUTIES AND RESPONSIBILTIES: (Any one position may not include all of the duties listed; the listed examples do not include all duties and responsibilities that may be found in positions within this classification.):

1. Adheres to and ensures compliance with policies and procedures set forth by the California Uniform Construction Cost Accounting Act (Public Contract Code Section 22000).
2. May prioritize, delegate, inspect, and/or assist with the work of other procurement staff within the department.
3. Serves as a technical advisor to departmental staff and provides training and guidance for assigned areas of responsibility.
4. Adheres to compliance with applicable state and federal laws, codes, rules and regulations and district policies and procedures pertaining to assigned purchasing activities.
5. Researches proposed legislation and current federal and state laws, codes, rules, regulations that may impact facilities purchasing activities.
6. Collaborates with department personnel to analyze and review contracts, Capital Improvement Projects (CIPs), and other documentation for accuracy and completeness.
7. Compiles and audits requested documentation for public records requests/audits and submits for review and completion in collaboration with management and legal services.
8. Assists in the development and implementation of department purchasing procedures and policies and may make recommendations.
9. Negotiates and analyzes vendor pricing and other terms to ensure cost reasonableness for supplies and services via telephone, letter, quotation, bid, and/or request for proposal (RFP) process.
10. Assists in the development of bid specifications and prepares bid documentation, advertisements, and reviews and analyzes data within all bids received, arranges for publication as required by law, and attends bid walks.
11. Prepares reports recommending selection and awarding of RFPs and bids and maintains all necessary legal documentation.
12. Receives, opens and tabulates vendor bid data for evaluation.
13. Interviews vendors and evaluates products and capabilities as suppliers based upon various criteria (i.e. price, quality, selection, service, reliability, reputation, etc.).
14. Establishes and maintains relationships with existing and potential vendors and internal customers.
15. Reviews catalogs, internet sites, industry periodicals, etc. and consults with district management to make recommendations of alternative goods or services available
16. Develops and oversees the catalog and inventory program for district wide furniture.

17. Actively communicates and corresponds with internal and external customers regarding order confirmation, problems, issues, and notices.
18. Develops and maintains a standardized listing of district approved vendors and corresponding products, supplies, or services and Construction CUPCCAA list.
19. Analyzes inventory trends to maintain adequate inventory levels for assigned areas of responsibility.
20. Works closely with Facilities and Business Services departments to research and resolve issues.
21. Tracks records, licenses, inspections, warranties and service agreements for areas of responsibility.
22. Updates and maintains records of auction/surplus furniture and equipment for projects
23. Generates and completes contract documents for design bid, RFP, and RFQ projects.
24. Monitors and oversees the scoring and interview process for lease back and design build process.
25. Maintains accurate records and data within applicable third-party software programs/applications and may assist with updating procedural manuals.
26. Reviews periodic Board of Education reports for completeness and accuracy prior approval for submission.
27. Performs related work as required.

QUALIFICATIONS:

Education and Experience:
Any combination of training, education and experience which demonstrates the ability to perform the duties of the position; must have current or previous experience in a procurement/purchasing environment.

Licenses and Certifications:
- Valid California Class C driver's license issued by the California Department of Motor Vehicles within 30 days of hire or before driving any vehicle requiring this license
- Must comply with Conflict of Interest Financial Disclosure laws annually

Knowledge, Skills, and Abilities:
- Knowledge of district organization, operations, policies and objectives
- Knowledge of purchasing and invoicing principles, procedures and terminology
- Knowledge of the California Uniform Construction Cost Accounting Act (CUPCCAA)
- Knowledge of contracts related to facilities construction and other applicable areas
- Knowledge of local vendors and sources of supply
- Knowledge and skill in use of computers and assorted software programs
- Knowledge of interpersonal skills using tact, patience, and courtesy
- Knowledge of modern office practices and procedures, including filing systems
- Ability to analyze and interpret data, program costs, and prepare concise reports
- Ability to understand and follow verbal and written instruction
- Ability to communicate effectively both verbally and in writing with all levels of district staff, employee representatives, the community, insurance carriers, and attorneys
- Ability to work independently, with minimum direction, and make decisions within the framework of established guidelines
- Ability to work effectively with all levels of district staff, the community, and external agencies

- Ability to compile and prepare accurate reports
- Ability to establish priorities and meet deadlines
- Ability to establish and maintain records, and maintain a confidentiality of privileged information obtained in the course of work
- Ability to maintain consistent, regular and punctual attendance

WORKING CONDITIONS:

Work Environment:
- Indoor office environment
- Moderate noise
- Continuous contact with staff
- Drive a vehicle to conduct work

Typical Physical Characteristics: (with or without use of aids; consideration will be given to reasonable accommodation).
- Inspect documents and other written materials with fine print
- Communicate to exchange information in person, in small groups, and/or on the telephone
- Move about facilities to conduct work, including sitting or remaining in a stationary position for long periods of time
- Physical, mental, and emotional stamina to endure long hours under sometimes stressful conditions

Other Characteristics:
- Ability to travel locally

Board Approved: TBD

SAN JUAN UNIFIED SCHOOL DISTRICT
BOARD OF EDUCATION

AGENDA ITEM: G-2
MEETING DATE: 03/08/2022

APPROVED:
Jennifer Stahlheber

Purchasing Contracts Report

The following reports are submitted for board approval/ratification:

	Inc	Page #
Purchase Orders & Service Agreements	✓	1
Change Orders	✓	2
Construction & Public Works Bids	✓	3
Piggyback Contracts	✓	4
Zero Dollar Contract	NA	
Bids/RFPs	✓	5
Other	NA	
ERRATA	NA	

Purchasing Contracts Board Report
Purchase Orders, Service Agreements, and Contracts

February 2, 2022 - February 22, 2022

PO#	Date	Vendor Name	Description	Amount $	Site/ Department
206156	2/17/2022	CDW	Charging carts and Chromebooks	$ 171,202.31	252 - Technology Services
TBD	2/2/2022	Budget Challenge	Personal finance course - 5yr student license	$ 4,025.00	100 - Meraki High School
TBD	2/22/2022	Kuta	Algebra software program - 3 year agreement	$642.00	443 - Del Campo

Purchasing Contracts Board Report
Change Orders/Amendments

February 2, 2022 - February 22, 2022

Change Orders

PO#	Date	Vendor Name	Description	Original PO Amount $	Previous Approved C/O Totals $	Current C/O for Approval Amount $	New Contract Amount $	Responsibility
							$ -	
							$ -	
							$ -	
							$ -	
							$ -	

Service Agreement Change Orders

PO#	Date	Vendor Name	Description	Original PO Amount $	Previous Approved C/O Totals $	Current C/O for Approval Amount $	New Contract Amount $	Responsibility
202079	2/14/2022	Access Language	Additional interpreter services	$ 400,000.00		$ 465,525.00	$ 865,525.00	101 - Special Education
							$ -	
							$ -	
							$ -	
							$ -	

Other Contract Change Orders

PO#	Date	Vendor Name	Description	Original PO Amount $	Previous Approved C/O Totals $	Current C/O for Approval Amount $	New Contract Amount $	Responsibility
205273	2/11/2022	Campbell Keller Inc.	C/O #1 for Edison full site furniture replacement 116-9306-J1 project	$ 954,857.72		$ 158,881.34	$ 1,113,739.06	216 - Facilities
806611	2/18/2022	Nacht & Lewis Architects	C/O #4 additional design for roof hatch dry rot for Winterstein MOD project 1453-9495-P1	$ 228,335.00	$ 605,378.00	$ 2,500.00	$ 836,213.00	216 - Facilities
204351	2/20/2022	Campbell Keller Inc.	C/O #3 for Kingswood full site furniture replacement 126-9306-J1	$ 558,051.68	$ 359,815.03	$ 7,497.86	$ 925,364.57	216 - Facilities

Lease Amendments/Change Orders

PO#	Date	Vendor Name	Description	Original PO Amount $	Previous Approved C/O Totals $	Current C/O for Approval Amount $	New Contract Amount $	Responsibility
							$ -	
							$ -	
							$ -	

General Contract Change Orders

PO#	Date	Vendor Name	Description	Original PO Amount $	Previous Approved C/O Totals $	Current C/O for Approval Amount $	New Contract Amount $	Responsibility
106651	2/11/2022	MCM Roofing Co., Inc.	C/O#1 CCD 1-6 additional dry rot project 146-9233-N1 Sierra Oaks DM (roofing)	$ 798,377.00	$ -	$ 4,343.00	$ 802,720.00	216 - Facilities
							$ -	

February 2, 2022 - February 22, 2022

Upon evaluation of the bids/contracts staff has awarded the following in accordance with all legal guidelines.

General Contract

Fund	Date	PO#	Bid #	Vendor Name	Description	Amount $	Responsibility
26	2/18/2022	TBD	22-210	Kiz Construction, Inc.	New playground for Lichen DM project 159-9233-P2	$ 697,000.00	217 - Facilities
26	2/20/2022	TBD	22-215	Professional Asbestos & Lead Services LLC	Demolition and Abatement of flooring for Lichen project 159-9233-P1	$ 110,655.00	216 - Facilities
26	2/20/2022	TBD	22-214	Primal Paint	Site wide painting for Lichen project 159-9233-P1	$ 171,600.00	216 - Facilities

Other Contracts

Fund	Date	PO#	Bid #	Vendor Name	Description	Amount $	Responsibility

New Addendum to Master Agreements

Fund	Date	PO#	Bid #	Vendor Name	Description	Amount $	Responsibility

Purchasing Contracts Board Report
Board Pre-Approval
Piggyback Contracts

February 2, 2022 - February 22, 2022

Staff has determined that purchasing through contracts issued by various state agencies within the State of California will save administrative time and expense, provide favorable pricing, and will be in the best interests of the district. District staff is requesting the Board of Education's authorization to piggyback on the approved bids in accordance with Public Contract Code Section 20118.

Fund	Date	PO#	Piggyback #, Title	Vendor Name	Description	Term
All Funds	2/15/2022	TBD	Waterford Unified School District Bid #01/22 "School Bus(es)"	A-Z Bus Sales Inc	Bid relating to five new buses - this new A-Z bus Bid is for the following: One (or more) new 81 passenger rear engine transit diesel school bus - $194,946.57 + tax One (or more) new 84 passenger front engine transit diesel school bus - $174,465.03 + tax One (or more) new 75 passenger conventional diesel school bus - $152,326.68+ tax One (or more) new 24 passenger type A1 gasoline school bus - $94,780.58 + tax One (or more) new 25 passenger type A1 gasoline school bus - $95,273.07 + tax	November 3, 2021 for Calendar Year 2022 with the right to extend contracts for up to four additional, one-year periods. In addition, the WUSD further reserves the right to further extend this contract to the full extent allowed by law.
23, 24, 26	2/22/2022	TBD	DGS CMAS # 3-22-02-1027 Contract # 47QTCA19D00CF	Kahua, Inc.	Information Technology Goods & Services - This California Multiple Award Schedule (CMAS) provides for the purchase and warranty of software and Information Technology (IT) consulting services (Page 2 on the contract shows restrictions applicable to this CMAS)	2/22/2022 - 5/22/2024
All Funds	2/22/2022	TBD	Contract Number R191815	School Specialty - Omnia Furniture Contract	Furniture, installation and related services region 4 ESC - TX	May 1, 2020 - April 30, 2023 Option to renew for two additional One-Year periods through April 30, 2025

Purchasing Contracts Board Report
Bids/RFPs

February 2, 2022 - February 22,2022

Upon evaluation of the bids staff has awarded the following in accordance with all legal guidelines.

Fund	Date	Bid/RFP #	Vendor Name	Description	Amount $	Responsibility
01	2/22/2022	22-101	AT&T	Lit Fiber Ethernet Service - 3 year contract with option for 2 year extension	$ 548,640.00	252-Technology

SAN JUAN UNIFIED SCHOOL DISTRICT
BOARD OF EDUCATION

AGENDA ITEM: G-4

MEETING DATE: 03/08/2022

SUBJECT: Surplus Property

CHECK ONE:
For Discussion: ☐
For Action: ☒
Report: ☐
Workshop: ☐
Recognition: ☐
Emergency Action: ☐

DEPARTMENT: Business Support Services

ACTION REQUESTED:
The superintendent is recommending that the board approve the disposal of surplus property pursuant to Board Policy 3270.

RATIONALE/BACKGROUND:
The Governing Board recognizes that the district may own personal property which is unusable, obsolete, or no longer needed by the district. The superintendent or designee shall arrange for the sale or disposal of district personal property in accordance with board policy and the requirements or state law.

The superintendent or designee shall identify to the board all items not needed by the district together with their estimated value and a recommended disposition.

ATTACHMENT(S):
A: List of Surplus Property

BOARD COMMITTEE ACTION/COMMENT:
N/A

PREVIOUS STAFF/BOARD ACTION:
Superintendent's Cabinet: 02/28/2022

FISCAL IMPACT:
Current Budget: $ N/A
Additional Budget: $ N/A
Funding Source: N/A
(unrestricted base, supplemental, other restricted, etc.)
Current Year Only ☐ Ongoing ☐

LCAP/STRATEGIC PLAN:
Goal: N/A Focus: N/A
Action: N/A

Strategic Plan: N/A

PREPARED BY: Susan Kane, Director, Business Support Services
Jennifer Stahlheber, Chief Financial Officer

APPROVED BY: Kent Kern, Superintendent of Schools KK

Board of Education Agenda Item
Surplus Property **March 8th Meeting Date**

The following District property is unusable, obsolete, or no longer needed. The items are to be disposed of by sale, recycled, donated, or discarded as required by Board Policy 3270 Education Code 17545 and 17546.

Location/Site	Make	Model	Description	Serial #	Disposition
Arden	HP	800	Tower	800 MXL61810QJ	Recycled
Arden	Apple	Macbook Pro	Laptop	1200016300	Recycled
Arden	Apple	Macbook Pro	Laptop	10008969	Recycled
Arden	Apple	Macbook Pro	Laptop	10011960	Recycled
Arden	ELMO		2 - Document cameras		Recycled
Arden	NEC		Projector		Recycled
Arden	Acer		9 - Chromebooks		Recycled
Arden	Dell		Monitor		Recycled
Arden	HP		3 - Printers		Recycled
Arden			Computer chips		Recycled
Arden			Power cords		Recycled
Barrett	HP Compaq		Laptop	cnid7281gff	Recycled
Barrett	Acer		Monitor		Recycled
Barrett			DVD Player		Recycled
Barrett	Anchor		Speakers		Recycled
Barrett	BENQ		Projector		Recycled
Casa Roble	HP	CP1518ni	Color Laserjet Printer		Recycled
Casa Roble	HP Compaq	LA 1751g	Monitor		Recycled
Casa Roble	HP		LCD 17" Monitor		Recycled
Casa Roble	HP Vectra	VL420 DT	Tower	US21017840	Recycled
Casa Roble	Zenith	Maximum	9 - TVs		Recycled
Casa Roble	JVC		3 - TVs		Recycled
Casa Roble	Toshiba		3 - TVs		Recycled
Casa Roble	Sony	Trintron	TV		Recycled
Del Campo Fire Tech			8 - Self contained breathing apparatuses		Recycled
Mira Loma	BENQ	MW256	4 - Digital projectors		Recycled
Mira Loma	EPSON		2 - LCD projectors		Recycled
Mira Loma	Panasonic		LCD projector		Recycled
Mira Loma	NEC	NP115	Digital projectors		Recycled
Mira Loma	HP		9 - Printers		Recycled
Mira Loma	Brother	HL-217W	Printer		Recycled
Mira Loma	HP	9109	9 - Keyboards		Recycled
Mira Loma	Apple	A1048	Keyboard		Recycled
Mira Loma	HP	Scanjet 3670	Printer		Recycled
Mira Loma	3M		Overhead projector		Recycled
Mira Loma	HP Compaq	nx9420	Laptop	CND6241Q3B	Recycled
Mira Loma	HP	Photosmart	Printer		Recycled
Mira Loma	Canon	NSW22473	Printer		Recycled
Mira Loma	Califone	3132AV	14 - Cassette recorders		Recycled
Mira Loma	Audiotronics	152S	Cassette recorder		Recycled

Board of Education Agenda Item
Surplus Property **March 8th Meeting Date**

The following District property is unusable, obsolete, or no longer needed. The items are to be disposed of by sale, recycled, donated, or discarded as required by Board Policy 3270 Education Code 17545 and 17546.

Location/Site	Make	Model	Description	Serial #	Disposition
Mira Loma	EIKI	5090A	Cassette tape recorder		Recycled
Mira Loma	Pentax	IQZoom70	Camera	6520545	Recycled
Mira Loma	Canon	REBEL 2000	Camera	(2)63048167	Recycled
Mira Loma	Pentax	Zoom 90.WR	Camera	2655228	Recycled
Mira Loma			Projection lens zoom 4-6 F/3.5		Recycled
Mitchell/Foster Youth Services	Acer	Chromebook	Laptop	NXEF2AA00270333B0F7600	Recycled
Mitchell/Foster Youth Services	Acer	Chromebook	Laptop	NXEF2AA00270333B7E7600	Recycled
Sunrise Preschool	Epson	WF-2750	Printer	20192944	Recycled
Sunrise Preschool	HP	Deskjet 3520	Printer	20189277	Recycled
Thomas Kelly	Aver		5 - Computer storage carts		Recycled
Thomas Kelly	Sharp	Aquos 70"	2 - TVs		Recycled
White House Counseling	HP		19 - Tower computers		Recycled
White House Counseling	HP	ProBooks 4530S	19 - Laptop computers		Recycled
White House Counseling	HP	ProBooks 6560b	3 - Laptop computers		Recycled
White House Counseling	HP	Steam	Laptop computer	20195466	Recycled
White House Counseling	HP	EliteBook Folio 9480m	Laptop computer	10017060	Recycled
White House Counseling	Asus	EeePC	Laptop computer	9COAAS071548	Recycled
White House Counseling	HP		5 - Printers		Recycled
White House Counseling	HP	Compaq	3 - Monitors		Recycled
White House Counseling	Avaya	6408D+	Telephone		Recycled
White House Counseling	Topaz		15 - Signature pads		Recycled
White House Counseling	HP		6 - Wired keyboards		Recycled
White House Counseling	Logitech		Wired keyboard		Recycled
White House Counseling	Microsoft		3 - Wired keyboards		Recycled
White House Counseling	HP		8 - Wired mice		Recycled
White House Counseling	Compaq		Wired mouse		Recycled
White House Counseling	Microsoft		Wired mouse		Recycled
White House Counseling	Targus		Wired mouse		Recycled
White House Counseling	Logitech		USB transitter unit		Recycled
White House Counseling	Labtech		Wired microphone		Recycled
White House Counseling			3 - Telephone headsets		Recycled
White House Counseling	HP		30 - Laptop power cords & AC adaptors		Recycled
White House Counseling	CBD		Laptop power cord & AC adaptor		Recycled
White House Counseling	Asus		Laptop power cord & AC adaptor		Recycled
White House Counseling			10 - Old screw/prong monitor cables		Recycled
White House Counseling			28 - Computer/Monitor power cords		Recycled
White House Counseling	HP		5 - Printer cables		Recycled
White House Counseling	HP	CP3525dn	Laserjet Color Printer	CNCC8BF0MD	Recycled

SAN JUAN UNIFIED SCHOOL DISTRICT
BOARD OF EDUCATION

AGENDA ITEM: G-5

MEETING DATE: 03/08/2022

SUBJECT: School Board Election Order

CHECK ONE:

For Discussion:	☐
For Action	☒
Report:	☐
Workshop:	☐
Recognition:	☐
Emergency Action:	☐

DEPARTMENT: Administration

ACTION REQUESTED:
The superintendent is recommending that the board adopt Resolution No. 4009 certifying the election order for November 8, 2022, for electing four members to the governing board, limiting qualification statements to 200 words, requiring individual candidates to pre-pay all costs associated with providing the qualification statements, determining the winner(s) by lot in case of a tie vote and requesting the school board election be consolidated with the statewide general election.

RATIONALE/BACKGROUND:
This is required pursuant to Education Code sections 5016, 5227, 5304 and 5322 and Elections Code sections 10403 and 13307(a). The wording of this resolution remains substantially the same as in resolutions in prior years. The Sacramento County Office of Education again recommends that the resolution call for prepayment of candidates' statements, which would eliminate the need for our district to bill the candidates. According to the Voter Registration and Elections Office, the candidate statement payment is required at the Voter Registration and Elections office at the time the candidate files their nomination documents.

ATTACHMENT(S):
A: Resolution No. 4009

BOARD COMMITTEE ACTION/COMMENT:
N/A

PREVIOUS STAFF/BOARD ACTION:
Superintendent's Cabinet: 02/28/2022

FINANCIAL DATA:
An estimated cost of $250,000 will be included in the 2022-2023 tentative budget.

APPROVED BY: Kent Kern, Superintendent of Schools KK

:sc

SAN JUAN UNIFIED SCHOOL DISTRICT
3738 Walnut Avenue
Carmichael, CA 95608

RESOLUTION NO. 4009
SPECIFICATIONS OF THE ELECTION ORDER

BE IT RESOLVED that pursuant to Education Code sections 5016, 5227, 5304 and 5322 and Elections Code sections 10403 and 13307(a), the authority for the specifications of the election order, we hereby certify the following with respect to the governing board members' election in the San Juan Unified School District:

Date of Election:	November 8, 2022
Purpose of Election:	To elect four members to the governing board of said school district for a four-year term.

BE IT FURTHER RESOLVED that for said election, the candidate's statement of qualifications shall be limited to 200 words.

BE IT FURTHER RESOLVED that all candidates, including incumbents, shall be responsible and provide for the pre-payment of the costs of preparing and distributing the candidates' statements or materials other than the sample ballot and the voter's pamphlet that the candidates wish sent to each voter.

BE IT FURTHER RESOLVED that if a tie vote makes it impossible to determine which of four or more candidates has been elected to the governing board, the governing board of the San Juan Unified School District shall determine the winner or winners by lot.

BE IT FURTHER RESOLVED that the Sacramento County Board of Supervisors consolidate the San Juan Unified school board election to be held on November 8, 2022, with the statewide general election to be held on the same date.

BE IT FURTHER RESOLVED that the San Juan Unified School District agrees to reimburse the Registrar of Voters for actual costs accrued for each election, such costs to be calculated by a prorated method set forth in the county's current Election Cost Allocation Procedures on the basis of the amount of services provided to the San Juan Unified School District.

PASSED AND ADOPTED by the San Juan Unified School District Board of Education on March 8, 2022, by the following vote:

Ayes:
Noes:
Absent:
Abstention:

I hereby certify that the foregoing resolution was duly introduced, passed and adopted as stated.

Attest:

_____	_____
Kent Kern	Michael McKibbin, Ed.D.
Executive Secretary to the Board	President, Board of Education

SAN JUAN UNIFIED SCHOOL DISTRICT
BOARD OF EDUCATION

AGENDA ITEM: I-1

MEETING DATE: 03/08/2022

SUBJECT: Social Emotional and Mental Wellness Supports

DEPARTMENT: Division of Teaching and Learning

CHECK ONE:
For Discussion: ☐
For Action: ☐
Report: ☒
Workshop: ☐
Recognition: ☐
Emergency Action: ☐

ACTION REQUESTED:
The superintendent is recommending that the board receive a report from the Department of Educational Services regarding the social emotional and mental wellness supports that they provide the district.

RATIONALE/BACKGROUND:
The purpose of this report is to provide the board with an overview of the social emotional and mental wellness supports provided by the Educational Services department. Social emotional and mental wellness is a collaborative effort that involves not only multiple departments, but also partnerships with outside agencies. This presentation will provide an overview of the variety of supports for students, families and sites including direct services, professional learning, external supports and social programs.

ATTACHMENT(S):
A: Presentation

BOARD COMMITTEE ACTION/COMMENT:
N/A

PREVIOUS STAFF/BOARD ACTION:
Superintendent's Cabinet: 02/28/2022

FISCAL IMPACT:
Current Budget: $ N/A
Additional Budget: $ N/A
Funding Source: N/A

LCAP/STRATEGIC PLAN:
Goal: 1 Focus: 4-7
Goal: 2 Focus: 1-5
Strategic Plan: 1,2,4

PREPARED BY: Christine Moran, Director, Multi-Tiered System of Supports
Dominic Covello, Director, Student Support Services
Vanessa Adolphson, Director, Special Education
Omar Field-Ridley, Director, Equity and Student Achievement
Gwyn Dellinger, Director, Office of Student Learning Assistance

APPROVED BY: Debra Calvin, Ed.D., Assistant Superintendent, Educational Services DC
Melissa Bassanelli, Deputy Superintendent, Schools and Student Support MB
Kent Kern, Superintendent of Schools KK

Social Emotional and Mental Wellness Supports

Debra Calvin, Ed.D., Assistant Superintendent, Educational Services

Christine Moran, Director, Multi-Tiered System of Supports

Dominic Covello, Director, Student Support Services

Vanessa Adolphson, Director, Special Education

Omar Field-Ridley, Director, Equity and Student Achievement

Gwyn Dellinger, Director, Office of Student Learning and Assistance

1

Agenda

Multi-Tiered System of Supports

Student Support Services

Special Education

Equity & Student Achievement

Office of Student Learning Assistance

Next steps

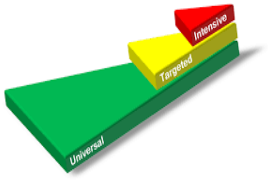

2

Student Support Center Services (SSC)

Whole Class Lessons in Classrooms



Individual counseling and supports for students



Behavior Support Plans written and supported



Small Groups



Sites supported by Social Emotional Support Technicians

3

San Juan Unified School District

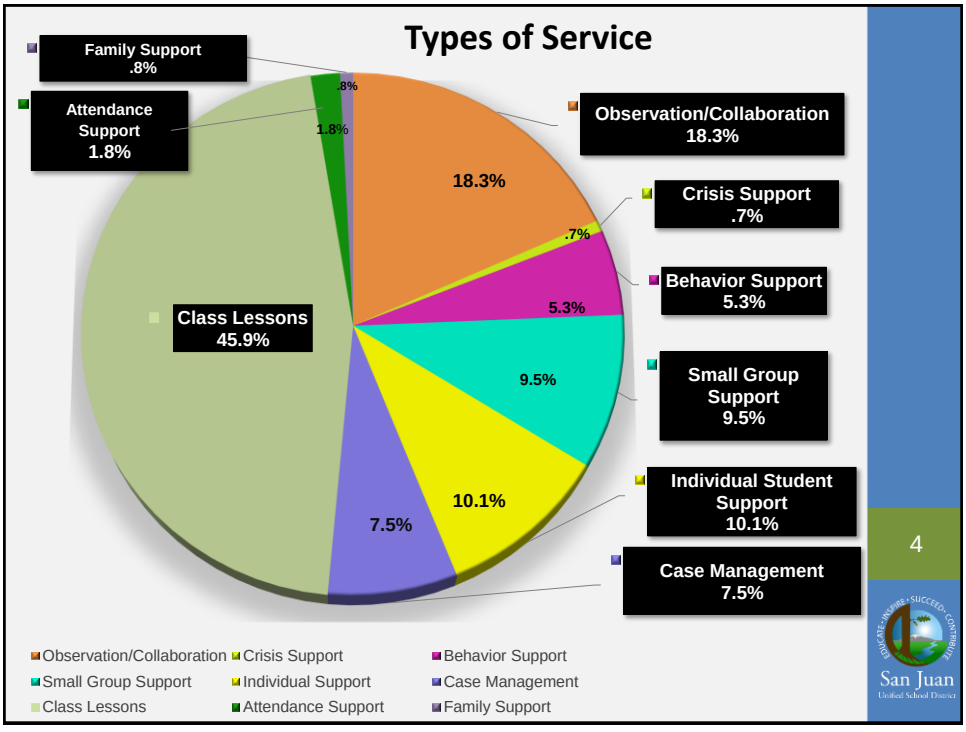

4

San Juan Unified School District

Grade Level

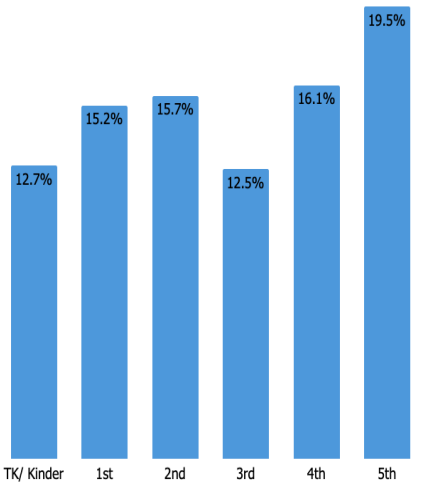

		District	SSC
TARGETED GROUPS	English Learners	16.7%	23.8%
	Foster Youth	0.5%	0.29%
	McKinney Vento	4.6%	5.3%
	SED	50.4%	68.6%
GENDER	Male	52.1%	54.3%
	Female	47.7%	45.7%
	Neutral	0.2%	0.1%
ETHNICITY	White	47.3%	49.5%
	Hispanic	26.0%	30.9%
	Asian	10.6%	6.0%
	African American	7.1%	10.7%
	Pacific Islander	0.6%	0.6%
	American Indian/ Alaskan Native	0.5%	1.1%

5

San Juan Unified School District

Universal Screener- SAEBRS and mySAEBRS

Social **A**cademic **E**motional **B**ehavior **R**isk **S**creener

SAEBRS-Teacher-based rating scale of student risk for social emotional and behavioral problems for K–12 students. The SAEBRS is designed for universal screening to identify school, class, and individual-level, social emotional learning needs.

mySAEBRS-Student-based rating scale mySAEBRS is a brief, norm-referenced tool for screening all students to identify those who are at risk for social emotional behavior (SEB) problems.

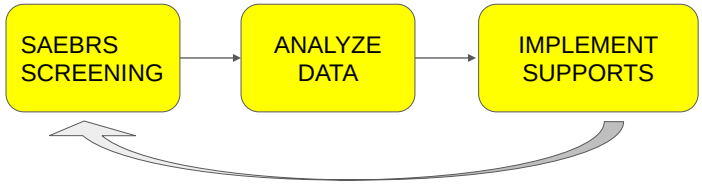

6

San Juan Unified School District

SAEBRS/mySAEBRS

- Optional participation
- Fall, Winter & Spring screening available
- 10,364 students screened with SAEBRS
- 5,251 students screened with mySAEBRS
- 25 elementary/K-8 schools participated
- 6 middle school/high school
- 17 schools completed both SAEBRS & mySAEBRS
- 6 schools completed both Winter & Fall SAEBRS

SAEBRS
(teacher rating)



Students in District: Fall	
Low Risk	82 % 7173
Some Risk	14 % 1236
High Risk	4 % 339
Students Screened	53% 8748 /16460
Students in District: Winter	
Low Risk	77 % 3617
Some Risk	18 % 860
High Risk	5 % 253
Students Screened	29% 4730 /16460

mySAEBRS
(student self-rating)



Students in District: Fall	
Low Risk	74 % 2351
Some Risk	22 % 682
High Risk	4 % 118
Students Screened	19% 3151 /16460
Students in District: Winter	
Low Risk	72 % 1345
Some Risk	24 % 447
High Risk	4 % 69
Students Screened	11% 1861 /16460

7

San Juan Unified School District

Multi-Phased Process For Adopting A Trauma Sensitive Approach

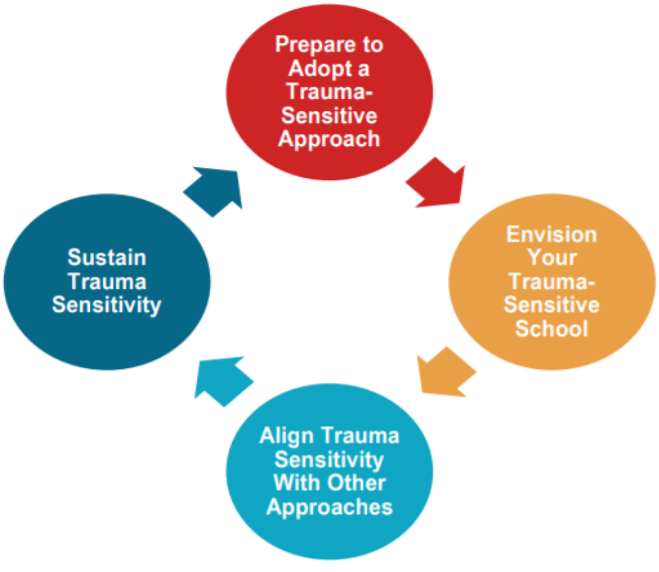

8

San Juan Unified School District

Trauma Informed School Practices

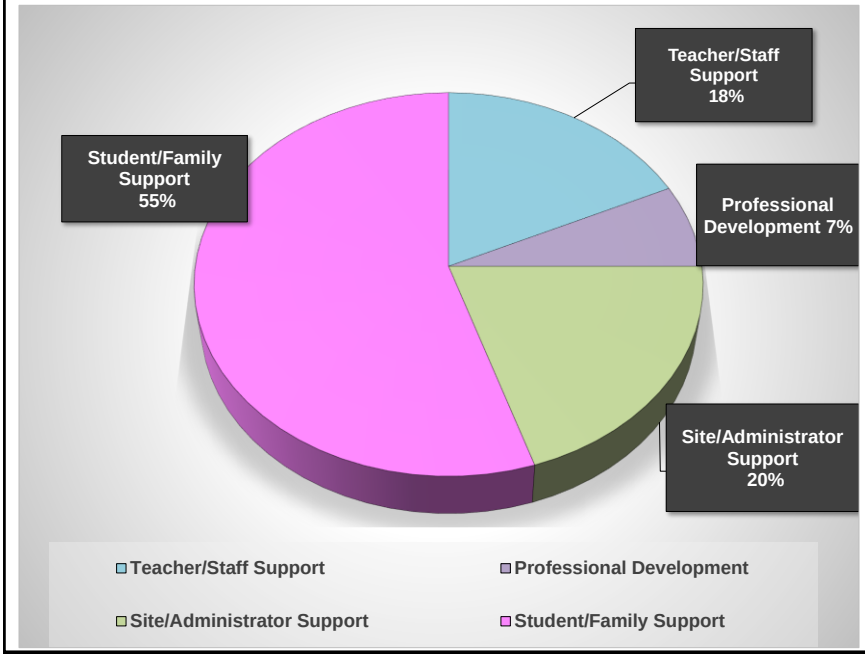

9

San Juan Unified School District

Next Steps

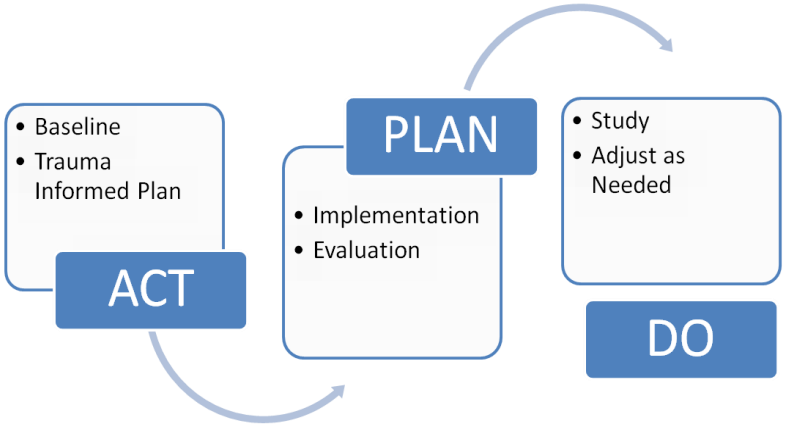

10

San Juan Unified School District

Restorative Practices (RP) & Positive Behavioral Interventions and Supports (PBIS)

Restorative Practices for Educators

- Fundamental practices to resolve conflicts
- Facilitating classrooms to create a positive learning environment
- Building relationships

SJUSD PBIS Cohort Training

- Resumed professional development for 2 cohorts of schools: 13 Sites
- Tier I and II school-wide behavior supports

11

Mental Health Screening Referral Process

- New online referral system for school staff
- Collaborative services between Support Center staff & White House Counseling Center
- Referrals document student concerns and previous attempts with tier I and II interventions
- https://www.sanjuan.edu/Page/49858

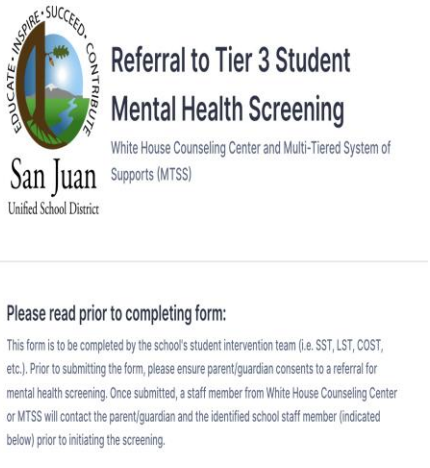

12

Tier III Mental Health Referral System

(referrals thru 11/30/2021)

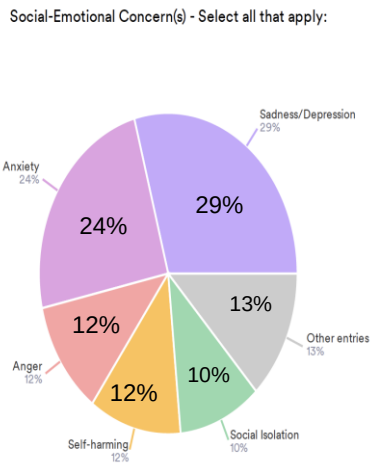

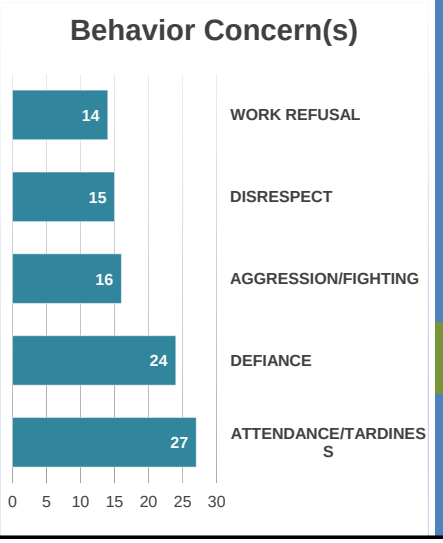

13

San Juan Unified School District

School-Based Mental Health

- New contract with Sacramento County launched January, 2021
- As of December 1, 2021 - 63 students in ongoing treatment for school-based mental health (30,000+ counseling minutes provided)
- Medi-Cal client cases providing reimbursable dollars
- Partnership with SCOE school-based mental health initiative expanded
- Special Education ERMH Team



14

San Juan Unified School District

Specialized Services

School Psychologist

In addition to psychological education assessments, the school psychologist team has been working alongside school site intervention teams. Supports include personal and group counseling, family supports, academic and behavioral support plans.



15

San Juan Unified School District

Community Partnership Mentor Program

"Participation in mentoring program has been associated with improved social skills, decreased antisocial behaviors, and improved academic behaviors"

U-CAN
UNITED COLLEGE ACTION NETWORK, INC.

135 Students being Served

SAYS

eAOP

50 Students being Served

Project Optimism

200+ Students being Served

IMPROVE
YOUR TOMORROW, INC

271 Students being Served

16

San Juan Unified School District

Student Identity Clubs

"These clubs provide a safe space for students to talk about things that are personal to them and to get the support they need, as well as to just have fun with other students they relate to."









- Over 50 Identity Clubs in our Middle and High Schools
- Approximately 500 students participating

17

San Juan Unified School District

Listening Circles

Listening circles provide people with an opportunity to speak and listen to each other, cultivate empathy, and gain a shared sense of understanding in an atmosphere of safety, decorum and equality.



18

San Juan Unified School District

Supporting English Learner, Refugee and Immigrant Students

- Cultural Brokers
  - School Community Resource Assistants
  - School Community Intervention Specialists
  - Epic Wellness
  - Culture Clubs
- Community Partnerships
  - World Relief
  - International Rescue Committee
  - Willow Way
  - Amazing Athletes/Soaring Scholars
  - Sacramento Youth Center
- Parent & Community Outreach



19

San Juan Unified School District

Creating Community Through the Universal Language of Soccer

- Eight elementary/K-8 sites participated
- 800 fully outfitted soccer players
- 600 + Medical physicals conducted by volunteer doctors
- 2 Tournaments
- Countless smiles



SJUSD Soccer Program 2021-22

20

San Juan Unified School District

Board Discussion and Questions



SAN JUAN UNIFIED SCHOOL DISTRICT
BOARD OF EDUCATION

AGENDA ITEM: I-2

MEETING DATE: 03/08/2022

SUBJECT: Budget Financial Status Report
2021-2022 Second Interim Report

DEPARTMENT: Fiscal Services

CHECK ONE:

For Discussion:	☐
For Action:	☒
Report:	☐
Workshop:	☐
Recognition:	☐
Emergency Action:	☐

ACTION REQUESTED:
The superintendent is recommending that the board review and approve the 2021-2022 Second Interim Report and the Budget Revision reflecting projected-year budget totals.

RATIONALE/BACKGROUND:
The San Juan Unified School District is certifying the 2021-2022 Second Interim Financial Report as **positive**, with the understanding of the fiduciary responsibility to maintain fiscal solvency for the current and subsequent two fiscal years.

The Second Interim Report reflects actual revenue and expenditures through January 31, 2022, forecasts the remainder of the 2021-2022 fiscal year and provides a multiyear budget projection for 2022-2023 and 2023-2024.

Revenue assumptions used in the multiyear projections are based on projections from the School Services of California. Percent changes to the LCFF formula is 5.07% in the current year and estimated to be 5.33% in 2022-2023 and 3.61% in 2023-2024.

ATTACHMENT(S):
A: Second Interim Budget Book, Executive Summary PowerPoint

BOARD COMMITTEE ACTION/COMMENT:
N/A

PREVIOUS STAFF/BOARD ACTION:
Budget Adoption: 06/08/2021
Unaudited Actuals and 2021-2022 Budget Revisions: 09/14/2021
First Interim Report: 12/14/2021
Superintendent's Cabinet: 02/28/2022

FISCAL IMPACT:
Current Budget: $ N/A
Additional Budget: $ N/A
Funding Source: N/A
(Unrestricted Base, Supplemental, other restricted, etc.)
Current Year Only ☐ Ongoing ☐

LCAP/STRATEGIC PLAN:
Goal: N/A Focus: N/A
Action: N/A

Strategic Plan: N/A

PREPARED BY: Kristi Blandford, Director, Fiscal Services
Jennifer Stahlheber, Chief Financial Officer

APPROVED BY: Kent Kern, Superintendent of Schools

San Juan Unified School District

2021-22 SECOND INTERIM REPORT

WITH MULTI-YEAR PROJECTIONS
POSITIVE CERTIFICATION

Presented to the Board of Education
March 8, 2022





3738 Walnut Avenue
Carmichael, CA 95608
www.sanjuan.edu

SAN JUAN UNIFIED SCHOOL DISTRICT

2021-22 Second Interim

TABLE OF CONTENTS

Board of Education and Administration 4
Overview and Introduction 5
General Fund .....
General Fund Revenue 7
General Fund Expenditures 8
All Funds Summary 9
Multi-Year Projections 10
SACS Financial Detail .....
FORM
CI Interim Certification 11
01 General Fund/County School Service Fund 14
08 Student Activity – Special Revenue Fund 39
09 Charter Schools Special Revenue Fund 44
10 Special Education Pass-Through Fund 52
11 Adult Education Fund 56
12 Child Development Fund 63
13 Cafeteria Special Revenue Fund 70
14 Deferred Maintenance Fund 77
21 Building Fund 83
25 Capital Facilities Fund 90
35 County Schools Facilities Fund 97
51 Bond Interest and Redemption Fund 104
67 Self-Insurance Fund 109
AI Average Daily Attendance 115
CASH Cashflow Worksheet 118
ESMOE 122
ICR Indirect Cost Rate Worksheet 125
MYPI Multiyear Projections – General Fund 130
SIA Summary of Interfund Activities 136
01CSI Criteria and Standards Review 138

GOVERNANCE BOARD



Michael McKibbin, Ed.D.	**Saul Hernandez**	**Pam Costa**	**Zima Creason**	**Paula Villescaz**	**Kent Kern**
President	*Member*	*Clerk*	*Vice President*	*Member*	*Superintendent*

DOCUMENT PREPARATION

Jennifer Stahlheber
Chief Financial Officer

Kristi Blandford
Director, Fiscal Services

Susan Kane
Director, Business Support Services

Barbara Gross
Manager, Fiscal Services

Pattie Colvin
Manager, Fiscal Services

Deryn Campbell
Associate Budget Analyst

Sharon Rew
Position Control Specialist

Dina Geiss
Coordinator, Training and Support

Laura Longo
Administrative Assistant

Entire Fiscal Services Staff

OVERVIEW AND INTRODUCTION

FINANCIAL OVERVIEW

The San Juan Unified School District financial status is comprised of three major components: (1) Fund Balance (Ending and Beginning Balance); (2) Revenues; and (3) Expenditures. Estimates in the Second Interim Report are based on actual activity through January 31, 2021. The district certifies this report as **Positive**. The Second Interim Report will be presented in March 2022.

DISTRICT MISSION

Valuing diversity and excellence, the San Juan Unified School District's mission is to educate and inspire each student to succeed and responsibly contribute to a radically evolving world by providing innovative, rigorous, student-focused instruction and programs in a safe, caring, and collaborative learning community.

SHARED BELIEFS

We Believe That:

- Every person is unique and has equal worth.
- Everyone can and will learn.
- People learn in different ways and at varied paces.
- Education is the shared responsibility of students, families, teachers, staff and community.
- Quality education expands opportunities throughout a person's life.
- Challenging people to meet high expectations leads to exceptional learning and remarkable results.
- Nurturing relationships and healthy environments are necessary for individuals to thrive.
- Diversity is a valuable asset that strengthens and enriches our community.
- Personal development and community well-being depend on individual responsibility.
- Everyone benefits when people willingly contribute to the well-being of others.
- Honesty and integrity are essential to build trusting relationships.
- Access to quality public education is essential to our democracy.

CORE COMMITMENTS

- Prioritize resources to close achievement gaps, improve teaching and learning, recruit and retain high quality employees and help all students reach their potential.
- Provide sound fiscal stewardship of community resources.
- Build trust by sharing useful, transparent fiscal information.
- Adopt a budget that consistently balances on-going revenues and expenditures to avoid a structural deficit.
- Preserve an ending fund balance that ensures integrity and stability of the district.

CORE MESSAGES

On January 10, 2022, Gov. Gavin Newsom released the proposed state budget. The proposal includes a 5.33% cost of living adjustment (COLA) to the Local Control Funding Formula (LCFF), as well as a 5.33% COLA to special education and all other programs outside the LCFF.

The proposed budget includes an additional contribution of $3.1 billion to the Public School System Stabilization Account. The 2021-22 contribution triggered the cap on district reserves effective with the 2022-23 Adopted Budget. There is insufficient information to determine local impact of the one-time proposals, and they therefore are listed for reference only. Other funding priorities in the Governor's Proposed Budget are:

- $1.2 billion to amend the LCFF calculation to allow school districts to utilize the greater of current year, prior year, or the average of three prior years' ADA
- Additional $3.4 billion, for a total of $4.4 billion ongoing for the Expanded Learning Opportunities Program (ELO-P)
- $650 million for universal access to school meals
- $640 million (Prop. 98 "rebenched") for transitional kindergarten (TK) expansion
- $383 million to add one certificated or classified staff to every TK class
- $500 million to increase the special education base funding formula
- $1.5 billion (one-time) for college and career pathways
- $1.5 billion (one-time) to support electric buses
- $1.3 billion (general fund one-time) to support the School Facilities Program

SACRAMENTO COUNTY OFFICE OF EDUCATION (SCOE)

The Sacramento County Office of Education (SCOE) reviews all district budgets and interim budget reports. SCOE has an oversight obligation to monitor the district's long-term fiscal health as prescribed in AB 1200. SCOE has provided the following guidance:

- The level of LCFF funding is subject to economic conditions as well as political decisions by the governor and legislature.
- Re-evaluate spending priorities to address student achievement and begin new initiatives only if long-term solvency can be maintained (avoid cycles of additions and reductions).
- Exercise caution and maintain flexibility in collective bargaining process. Neighboring districts have widely divergent levels of funding. Consider increases to pension rates, rising health care costs, and the implementation of the Affordable Care Act (ACA).
- Maintain reserves much greater than the minimum requirement.
- Support on-going expenditures with on-going revenues.

2021-22 REVISED BUDGET

GENERAL FUND SUMMARY REVENUES - UNRESTRICTED

Unrestricted	1st Interim Projections	2nd Interim Projections
LCFF	$383,706,739	$383,420,394
Federal Revenue	0	0
State Revenue	9,376,663	9,115,079
Local Revenue	3,431,374	3,521,080
Total Revenue	**$396,514,776**	**$396,056,553**

GENERAL FUND SUMMARY REVENUES - RESTRICTED

Restricted	1st Interim Projections	2nd Interim Projections
LCFF	$2,061,615	$2,061,615
Federal Revenue	112,750,169	111,662,497
State Revenue	75,790,027	81,899,896
Local Revenue	5,092,683	5,936,729
Total Revenue	**$195,694,494**	**$200,560,737**

GENERAL FUND SUMMARY – Total Revenues

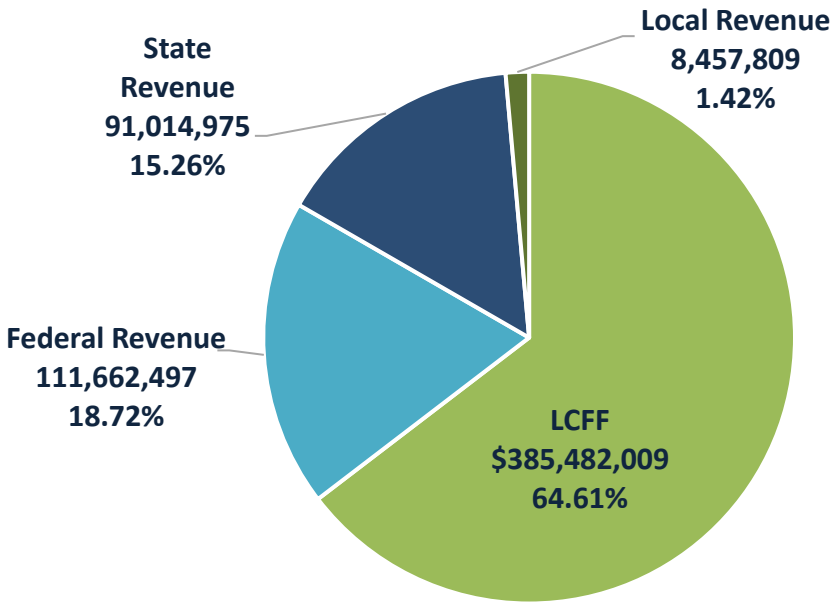

GENERAL FUND SUMMARY EXPENDITURES - UNRESTRICTED

Unrestricted	1st Interim Projections	2nd Interim Projections
Certificated Salaries	$164,571,559	$164,854,246
Classified Salaries	41,985,017	41,184,874
Benefits	2,800,894	91,641,141
Supplies, Services & Operating	32,750,138	32,467,581
Capital Outlay	4,489,060	5,315,441
Supplies, Services & Operating	(7,394,160)	(7,484,488)
Total Revenue	**$329,202,508**	**$327,978,795**

GENERAL FUND SUMMARY EXEPNDITURES - RESTRICTED

Unrestricted	1st Interim Projections	2nd Interim Projections
Certificated Salaries	$67,108,632	$71,584,736
Classified Salaries	41,672,543	48,252,704
Benefits	69,035,099	72,984,223
Supplies, Services & Operating	72,556,808	71,126,019
Capital Outlay	6,310,278	1,456,405
Supplies, Services & Operating	7,062,541	7,349,198
Total Revenue	**$263,745,901**	**$272,753,285**

GENERAL FUND SUMMARY – Total Expenditures

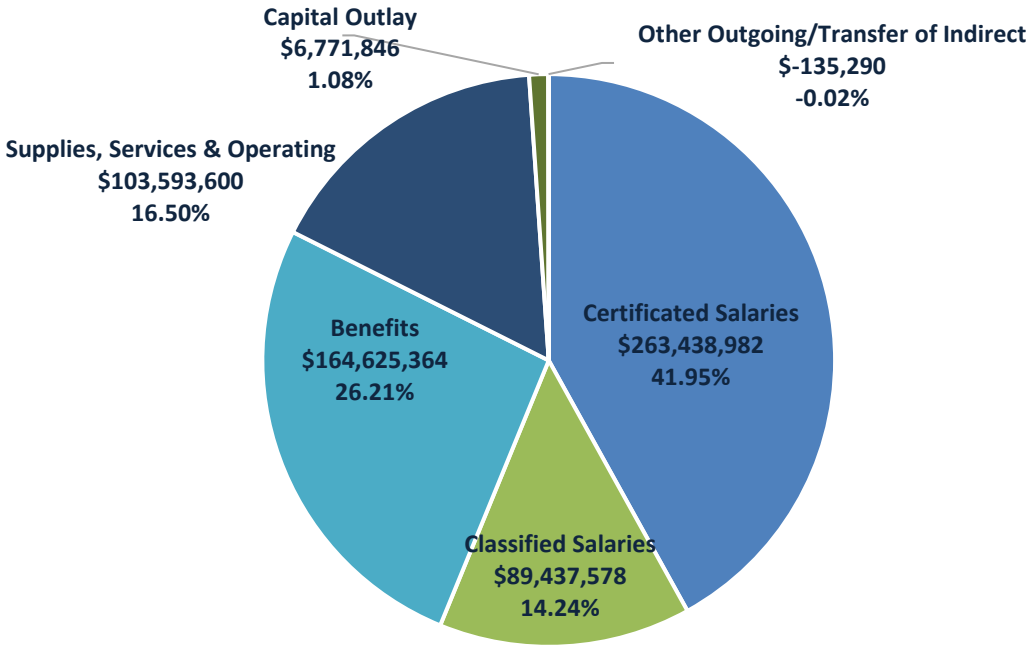

GENERAL FUND SUMMARY – COMBINED

Unrestricted/Restricted	1st Interim Projections	2nd Interim Projections
Total Revenues	**$592,209,270**	**$596,618,290**
Total Expenditures & Other Financing Sources/Uses	**600,100,537**	**604,784,708**
Increase/(Decrease) Fund Balance	(7,891,267)	(8,166,418)
Beginning Fund Balance	112,692,086	112,692,086
Ending Fund Balance (EFB)	**$104,800,819**	**$104,525,668**
Components of EFB		
Restricted	$24,118,679	$24,889,774
Assigned	28,646,996	29,181,395
Reserve for Economic Uncertainty (REU) 2%	12,002,021	12,095,694
Unassigned Fund Balance	$40,033,123	$38,358,805
Total Fund Balance vs. Expenditures	**17.67%**	**17.28%**

ALL FUNDS

FUND	Beginning Balance	Revenues	Expenses	Other Financing	Surplus/ (Deficit)	Ending Balance
Supplemental	3,710,878	36,279,203	35,800,330	(8,355)	470,518	4,181,396
Base/Other	66,324,703	359,777,350	292,178,465	(58,214,482)	9,367,693	75,709,106
Total Unrestricted	70,035,581	396,057,553	327,978,795	(58,222,837)	9,854,921	79,890,502
Total Restricted	42,656,505	200,560,737	272,753,285	54,171,209	(18,021,339)	24,635,166
General Fund	**112,692,086**	**596,617,290**	**600,732,080**	**-4,051,628**	**-8,166,418**	**104,525,668**
ASB	1,920,238	0	0	0	0	1,920,238
Charter School	1,496,173	2,601,955	3,174,777	(238,324)	(811,146)	685,027
SPED (SELPA)	0	5,434,089	5,434,089	0	0	0
Adult Education	2,288,487	3,863,211	3,763,735	(93,476)	6,000	2,294,487
Child Development	4,285,227	25,542,984	27,743,895	0	(2,200,911)	2,084,316
Cafeteria	2,809,092	21,414,631	19,400,633	(7,983)	2,006,015	4,815,107
Deferred Maintenance	1,631,481	7,000	2,000,000	2,000,000	7,000	1,638,481
Special Revenue	**14,430,698**	**58,863,870**	**61,517,129**	**1,660,217**	**(993,042)**	**13,437,565**
Building	159,137,972	2,207,934	104,343,899	162,132,342	59,996,377	219,134,349
Capital Facilities	4,592,663	2,260,000	152,845	0	2,107,155	6,699,818
County School Facilities	2,353	11,729,928	0	(11,732,281)	(2,353)	(0)
Capital Projects	**163,732,988**	**16,197,862**	**104,496,744**	**150,400,061**	**62,101,179**	**225,834,167**
Self-Insurance	**48,007,172**	**23,797,013**	**24,312,039**	**2,000,000**	**1,484,974**	**49,492,146**
TOTAL	**338,862,944**	**695,477,035**	**791,057,992**	**150,008,005**	**54,426,693**	**393,289,637**

2021-23 MULTI-YEAR PROJECTIONS

The district primarily uses estimates from the Department of Finance (DOF) to project LCFF revenue growth in 2021-22 and 2022-23. The district Planning Department provides enrollment estimates, which are used to calculate Average Daily Attendance (ADA), the basis of state funding. Operating costs for future years are projected using historical patterns, statistical probabilities, and projected cost of living adjustments (COLA's). Significant expenditure assumptions include salaries, seniority and retirement of employees, healthcare and other benefit costs, public pension plans (STRS and PERS), utilities, property, and liability insurance, etc.

PLANNING FACTORS

The district used the following planning factors to build budget projections for 2021-22, 2022-23 and 2023-24.

	2021-22	2022-23	2023-24
Funded ADA	37,509.55	34,461.48	34,461.48
COLA (DOF)	5.07%*	5.33%	3.61%
STRS Employer Rate	16.92%	19.10%	19.10%
PERS Employer Rate	22.91%	26.10%	27.10%
California CPI	5.78%	3.69%	2.90%
Lottery – Unrestricted per ADA	$163	$163	$163
Lottery – Restricted per ADA	$65	$65	$65
Mandate Block Grant – K-8 per ADA	$32.79	$34.54	$35.79
Mandate Block Grant – 9-12 per ADA	$63.17	$66.54	$68.94
Unemployment Insurance Rate	.50%	.50%	.20%

*Includes DOF COLA of 1.70% and additional super COLA totaling 5.07%

MULTI-YEAR PROJECTIONS (MYP) - General Fund Combined

Unrestricted/Restricted	2021-22	2022-23	2023-24
Total Revenues	**$596,618,290**	**541,965,331**	**548,852,831**
Total Expenditures	**604,784,708**	**548,156,441**	**547,125,990**
Increase/(Decrease) Fund Balance	(8,166,418)	(6,191,111)	1,726,841
Beginning Fund Balance	112,692,086	104,525,668	98,334,558
Ending Fund Balance (EFB)	**$104,525,668**	**98,334,558**	**100,061,399**
Components of EFB			
Restricted	$24,889,774	16,333,660	8,397,990
Reserve for Economic Uncertainty – 2%	12,095,694	10,963,129	10,942,520
Assigned Fund Balance	29,181,395	28,697,198	29,766,049
Unassigned Fund Balance	$38,358,805	42,340,571	50,954,840
Total Fund Balance vs. Expenditures	**17.28%**	**17.94%**	**18.29%**

NOTICE OF CRITERIA AND STANDARDS REVIEW. This interim report was based upon and reviewed using the state-adopted Criteria and Standards. (Pursuant to Education Code (EC) sections 33129 and 42130)

Signed: _____ Date: _____
District Superintendent or Designee

NOTICE OF INTERIM REVIEW. All action shall be taken on this report during a regular or authorized special meeting of the governing board.

To the County Superintendent of Schools:
This interim report and certification of financial condition are hereby filed by the governing board of the school district. (Pursuant to EC Section 42131)

Meeting Date: March 08, 2022 Signed: _____
President of the Governing Board

CERTIFICATION OF FINANCIAL CONDITION

X POSITIVE CERTIFICATION
As President of the Governing Board of this school district, I certify that based upon current projections this district will meet its financial obligations for the current fiscal year and subsequent two fiscal years.

___ QUALIFIED CERTIFICATION
As President of the Governing Board of this school district, I certify that based upon current projections this district may not meet its financial obligations for the current fiscal year or two subsequent fiscal years.

___ NEGATIVE CERTIFICATION
As President of the Governing Board of this school district, I certify that based upon current projections this district will be unable to meet its financial obligations for the remainder of the current fiscal year or for the subsequent fiscal year.

Contact person for additional information on the interim report:

Name: Kristi Blandford Telephone: 916-971-7268

Title: Director of Fiscal Services E-mail: kristi.blandford@sanjuan.edu

Criteria and Standards Review Summary

The following summary is automatically completed based on data provided in the Criteria and Standards Review form (Form 01CSI). Criteria and standards that are "Not Met," and supplemental information and additional fiscal indicators that are "Yes," may indicate areas of potential concern, which could affect the interim report certification, and should be carefully reviewed.

CRITERIA AND STANDARDS			Met	Not Met
1	Average Daily Attendance	Funded ADA for any of the current or two subsequent fiscal years has not changed by more than two percent since first interim.	X	

CRITERIA AND STANDARDS (continued)			Met	Not Met
2	Enrollment	Projected enrollment for any of the current or two subsequent fiscal years has not changed by more than two percent since first interim.	X	
3	ADA to Enrollment	Projected second period (P-2) ADA to enrollment ratio for the current and two subsequent fiscal years is consistent with historical ratios.	X	
4	Local Control Funding Formula (LCFF) Revenue	Projected LCFF revenue for any of the current or two subsequent fiscal years has not changed by more than two percent since first interim.	X	
5	Salaries and Benefits	Projected ratio of total unrestricted salaries and benefits to total unrestricted general fund expenditures has not changed by more than the standard for the current and two subsequent fiscal years.		X
6a	Other Revenues	Projected operating revenues (federal, other state, other local) for the current and two subsequent fiscal years have not changed by more than five percent since first interim.		X
6b	Other Expenditures	Projected operating expenditures (books and supplies, services and other expenditures) for the current and two subsequent fiscal years have not changed by more than five percent since first interim.		X
7	Ongoing and Major Maintenance Account	If applicable, changes occurring since first interim meet the required contribution to the ongoing and major maintenance account (i.e., restricted maintenance account).	X	
8	Deficit Spending	Unrestricted deficit spending, if any, has not exceeded the standard in any of the current or two subsequent fiscal years.	X	
9a	Fund Balance	Projected general fund balance will be positive at the end of the current and two subsequent fiscal years.	X	
9b	Cash Balance	Projected general fund cash balance will be positive at the end of the current fiscal year.	X	
10	Reserves	Available reserves (e.g., reserve for economic uncertainties, unassigned/unappropriated amounts) meet minimum requirements for the current and two subsequent fiscal years.	X	

SUPPLEMENTAL INFORMATION			No	Yes
S1	Contingent Liabilities	Have any known or contingent liabilities (e.g., financial or program audits, litigation, state compliance reviews) occurred since first interim that may impact the budget?	X	
S2	Using One-time Revenues to Fund Ongoing Expenditures	Are there ongoing general fund expenditures funded with one-time revenues that have changed since first interim by more than five percent?	X	
S3	Temporary Interfund Borrowings	Are there projected temporary borrowings between funds?	X	
S4	Contingent Revenues	Are any projected revenues for any of the current or two subsequent fiscal years contingent on reauthorization by the local government, special legislation, or other definitive act (e.g., parcel taxes, forest reserves)?	X	
S5	Contributions	Have contributions from unrestricted to restricted resources, or transfers to or from the general fund to cover operating deficits, changed since first interim by more than $20,000 and more than 5% for any of the current or two subsequent fiscal years?		X

SUPPLEMENTAL INFORMATION (continued)			No	Yes
S6	Long-term Commitments	Does the district have long-term (multiyear) commitments or debt agreements?		X
		• If yes, have annual payments for the current or two subsequent fiscal years increased over prior year's (2020-21) annual payment?	X	
		• If yes, will funding sources used to pay long-term commitments decrease or expire prior to the end of the commitment period, or are they one-time sources?	X	
S7a	Postemployment Benefits Other than Pensions	Does the district provide postemployment benefits other than pensions (OPEB)?		X
		• If yes, have there been changes since first interim in OPEB liabilities?	X	
S7b	Other Self-insurance Benefits	Does the district operate any self-insurance programs (e.g., workers' compensation)?		X
		• If yes, have there been changes since first interim in self-insurance liabilities?	X	
S8	Status of Labor Agreements	As of second interim projections, are salary and benefit negotiations still unsettled for:		
		• Certificated? (Section S8A, Line 1b)	X	
		• Classified? (Section S8B, Line 1b)	X	
		• Management/supervisor/confidential? (Section S8C, Line 1b)	X	
S8	Labor Agreement Budget Revisions	For negotiations settled since first interim, per Government Code Section 3547.5(c), are budget revisions still needed to meet the costs of the collective bargaining agreement(s) for:		
		• Certificated? (Section S8A, Line 3)	n/a	
		• Classified? (Section S8B, Line 3)	n/a	
S9	Status of Other Funds	Are any funds other than the general fund projected to have a negative fund balance at the end of the current fiscal year?	X	

ADDITIONAL FISCAL INDICATORS			No	Yes
A1	Negative Cash Flow	Do cash flow projections show that the district will end the current fiscal year with a negative cash balance in the general fund?	X	
A2	Independent Position Control	Is personnel position control independent from the payroll system?	X	
A3	Declining Enrollment	Is enrollment decreasing in both the prior and current fiscal years?		X
A4	New Charter Schools Impacting District Enrollment	Are any new charter schools operating in district boundaries that are impacting the district's enrollment, either in the prior or current fiscal year?	X	
A5	Salary Increases Exceed COLA	Has the district entered into a bargaining agreement where any of the current or subsequent fiscal years of the agreement would result in salary increases that are expected to exceed the projected state funded cost-of-living adjustment?	X	
A6	Uncapped Health Benefits	Does the district provide uncapped (100% employer paid) health benefits for current or retired employees?		X
A7	Independent Financial System	Is the district's financial system independent from the county office system?		X
A8	Fiscal Distress Reports	Does the district have any reports that indicate fiscal distress? If yes, provide copies to the COE, pursuant to EC 42127.6(a).	X	
A9	Change of CBO or Superintendent	Have there been personnel changes in the superintendent or chief business official (CBO) positions within the last 12 months?		X

Description	Resource Codes	Object Codes	Original Budget (A)	Board Approved Operating Budget (B)	Actuals To Date (C)	Projected Year Totals (D)	Difference (Col B & D) (E)	% Diff (E/B) (F)
A. REVENUES								
1) LCFF Sources		8010-8099	380,513,416.00	383,706,739.00	216,831,919.76	383,420,394.00	(286,345.00)	-0.1%
2) Federal Revenue		8100-8299	0.00	0.00	0.00	0.00	0.00	0.0%
3) Other State Revenue		8300-8599	9,762,408.00	9,376,663.00	4,241,695.80	9,115,079.00	(261,584.00)	-2.8%
4) Other Local Revenue		8600-8799	2,938,794.00	3,431,374.00	1,165,338.22	3,521,080.00	89,706.00	2.6%
5) TOTAL, REVENUES			393,214,618.00	396,514,776.00	222,238,953.78	396,056,553.00		
B. EXPENDITURES								
1) Certificated Salaries		1000-1999	161,501,930.00	164,671,559.00	88,476,847.08	164,854,246.00	(182,687.00)	-0.1%
2) Classified Salaries		2000-2999	42,588,268.00	41,985,017.00	22,666,007.64	41,184,874.00	800,143.00	1.9%
3) Employee Benefits		3000-3999	94,934,358.00	92,800,894.00	47,172,598.06	91,641,141.00	1,159,753.00	1.2%
4) Books and Supplies		4000-4999	8,679,130.00	10,939,452.00	4,223,860.84	9,916,020.24	1,023,431.76	9.4%
5) Services and Other Operating Expenditures		5000-5999	19,136,534.00	21,810,686.00	9,330,679.90	22,551,560.76	(740,874.76)	-3.4%
6) Capital Outlay		6000-6999	4,359,600.00	4,489,060.00	50,838.39	5,315,441.00	(826,381.00)	-18.4%
7) Other Outgo (excluding Transfers of Indirect Costs)		7100-7299 7400-7499	1,010,455.00	1,010,455.00	558,771.17	1,058,177.00	(47,722.00)	-4.7%
8) Other Outgo - Transfers of Indirect Costs		7300-7399	(7,154,909.00)	(8,404,615.00)	(1,306,298.32)	(8,542,665.00)	138,050.00	-1.6%
9) TOTAL, EXPENDITURES			325,055,366.00	329,302,508.00	171,173,304.76	327,978,795.00		
C. EXCESS (DEFICIENCY) OF REVENUES OVER EXPENDITURES BEFORE OTHER FINANCING SOURCES AND USES (A5 - B9)			68,159,252.00	67,212,268.00	51,065,649.02	68,077,758.00		
D. OTHER FINANCING SOURCES/USES								
1) Interfund Transfers								
a) Transfers In		8900-8929	0.00	500.00	1,000.00	1,000.00	500.00	100.0%
b) Transfers Out		7600-7629	2,223,655.00	2,048,655.00	48,655.00	2,048,655.00	0.00	0.0%
2) Other Sources/Uses								
a) Sources		8930-8979	0.00	0.00	0.00	0.00	0.00	0.0%
b) Uses		7630-7699	0.00	0.00	0.00	0.00	0.00	0.0%
3) Contributions		8980-8999	(55,721,854.00)	(54,262,946.00)	(2,460,721.00)	(56,175,182.00)	(1,912,236.00)	3.5%
4) TOTAL, OTHER FINANCING SOURCES/USES			(57,945,509.00)	(56,311,101.00)	(2,508,376.00)	(58,222,837.00)		

Description	Resource Codes	Object Codes	Original Budget (A)	Board Approved Operating Budget (B)	Actuals To Date (C)	Projected Year Totals (D)	Difference (Col B & D) (E)	% Diff (E/B) (F)
E. NET INCREASE (DECREASE) IN FUND BALANCE (C + D4)			10,213,743.00	10,901,167.00	48,557,273.02	9,854,921.00		
F. FUND BALANCE, RESERVES								
1) Beginning Fund Balance								
a) As of July 1 - Unaudited		9791	70,035,581.23	70,035,581.23		70,035,581.23	0.00	0.0%
b) Audit Adjustments		9793	0.00	0.00		0.00	0.00	0.0%
c) As of July 1 - Audited (F1a + F1b)			70,035,581.23	70,035,581.23		70,035,581.23		
d) Other Restatements		9795	0.00	0.00		0.00	0.00	0.0%
e) Adjusted Beginning Balance (F1c + F1d)			70,035,581.23	70,035,581.23		70,035,581.23		
2) Ending Balance, June 30 (E + F1e)			80,249,324.23	80,936,748.23		79,890,502.23		
Components of Ending Fund Balance								
a) Nonspendable								
Revolving Cash		9711	0.00	205,000.00		205,000.00		
Stores		9712	0.00	49,608.00		49,608.00		
Prepaid Items		9713	0.00	0.00		0.00		
All Others		9719	0.00	0.00		0.00		
b) Restricted		9740	0.00	0.00		0.00		
c) Committed								
Stabilization Arrangements		9750	0.00	0.00		0.00		
Other Commitments		9760	0.00	0.00		0.00		
d) Assigned								
Other Assignments		9780	14,426,808.00	28,646,996.00		29,181,395.00		
Strategic Plan	0000	9780	*762,000.00*					
Negotiations	0000	9780	*11,751,337.00*					
LCFF Supplemental	0000	9780	*1,913,471.00*					
LCFF Supplemental	0000	9780		*3,646,996.00*				
Future Bus Purchases	0000	9780		*10,000,000.00*				
Technology Upgrades	0000	9780		*10,000,000.00*				
Textbook Adoptions	0000	9780		*5,000,000.00*				
LCFF Supplemental	0000	9780				*4,181,395.00*		
Future Bus Purchases	0000	9780				*10,000,000.00*		
Technology Upgrades	0000	9780				*10,000,000.00*		
Textbook Adoptions	0000	9780				*5,000,000.00*		
e) Unassigned/Unappropriated								
Reserve for Economic Uncertainties		9789	11,010,000.00	12,002,021.00		12,095,694.16		
Unassigned/Unappropriated Amount		9790	54,812,516.23	40,033,123.23		38,358,805.07		

Description	Resource Codes	Object Codes	Original Budget (A)	Board Approved Operating Budget (B)	Actuals To Date (C)	Projected Year Totals (D)	Difference (Col B & D) (E)	% Diff (E/B) (F)
LCFF SOURCES								
Principal Apportionment State Aid - Current Year		8011	213,385,640.00	184,567,460.00	108,895,516.00	184,432,423.00	(135,037.00)	-0.1%
Education Protection Account State Aid - Current Year		8012	74,360,803.00	106,361,499.00	46,412,903.00	102,276,533.00	(4,084,966.00)	-3.8%
State Aid - Prior Years		8019	0.00	173,503.00	0.00	173,503.00	0.00	0.0%
Tax Relief Subventions Homeowners' Exemptions		8021	844,657.00	853,235.00	422,366.39	834,837.00	(18,398.00)	-2.2%
Timber Yield Tax		8022	0.00	28.00	0.00	0.00	(28.00)	-100.0%
Other Subventions/In-Lieu Taxes		8029	0.00	0.00	0.00	0.00	0.00	0.0%
County & District Taxes Secured Roll Taxes		8041	96,982,588.00	97,088,532.00	55,983,161.05	100,973,645.00	3,885,113.00	4.0%
Unsecured Roll Taxes		8042	2,963,916.00	3,511,452.00	3,447,615.70	3,511,452.00	0.00	0.0%
Prior Years' Taxes		8043	785,708.00	1,126,534.00	1,040,857.43	1,126,534.00	0.00	0.0%
Supplemental Taxes		8044	3,775,579.00	2,603,973.00	796,354.31	2,603,973.00	0.00	0.0%
Education Revenue Augmentation Fund (ERAF)		8045	15,251,608.00	15,130,520.00	11,543,378.69	16,301,435.00	1,170,915.00	7.7%
Community Redevelopment Funds (SB 617/699/1992)		8047	166,100.00	230,259.00	9,355.79	230,259.00	0.00	0.0%
Penalties and Interest from Delinquent Taxes		8048	0.00	0.00	0.00	0.00	0.00	0.0%
Miscellaneous Funds (EC 41604) Royalties and Bonuses		8081	0.00	0.00	0.00	0.00	0.00	0.0%
Other In-Lieu Taxes		8082	0.00	23,000.00	11,614.40	23,000.00	0.00	0.0%
Less: Non-LCFF (50%) Adjustment		8089	0.00	0.00	0.00	(11,500.00)	(11,500.00)	New
Subtotal, LCFF Sources			408,516,599.00	411,669,995.00	228,563,122.76	412,476,094.00	806,099.00	0.2%
LCFF Transfers								
Unrestricted LCFF Transfers - Current Year	0000	8091	0.00	0.00	0.00	0.00	0.00	0.0%
All Other LCFF Transfers - Current Year	All Other	8091	0.00	0.00	0.00	0.00	0.00	0.0%
Transfers to Charter Schools in Lieu of Property Taxes		8096	(28,003,183.00)	(27,963,256.00)	(11,731,203.00)	(29,055,700.00)	(1,092,444.00)	3.9%
Property Taxes Transfers		8097	0.00	0.00	0.00	0.00	0.00	0.0%
LCFF/Revenue Limit Transfers - Prior Years		8099	0.00	0.00	0.00	0.00	0.00	0.0%
TOTAL, LCFF SOURCES			380,513,416.00	383,706,739.00	216,831,919.76	383,420,394.00	(286,345.00)	-0.1%
FEDERAL REVENUE								
Maintenance and Operations		8110	0.00	0.00	0.00	0.00	0.00	0.0%
Special Education Entitlement		8181	0.00	0.00	0.00	0.00		
Special Education Discretionary Grants		8182	0.00	0.00	0.00	0.00		
Child Nutrition Programs		8220	0.00	0.00	0.00	0.00		
Donated Food Commodities		8221	0.00	0.00	0.00	0.00		
Forest Reserve Funds		8260	0.00	0.00	0.00	0.00	0.00	0.0%
Flood Control Funds		8270	0.00	0.00	0.00	0.00	0.00	0.0%
Wildlife Reserve Funds		8280	0.00	0.00	0.00	0.00	0.00	0.0%
FEMA		8281	0.00	0.00	0.00	0.00	0.00	0.0%
Interagency Contracts Between LEAs		8285	0.00	0.00	0.00	0.00	0.00	0.0%
Pass-Through Revenues from Federal Sources		8287	0.00	0.00	0.00	0.00		
Title I, Part A, Basic	3010	8290						
Title I, Part D, Local Delinquent Programs	3025	8290						
Title II, Part A, Supporting Effective Instruction	4035	8290						

Description	Resource Codes	Object Codes	Original Budget (A)	Board Approved Operating Budget (B)	Actuals To Date (C)	Projected Year Totals (D)	Difference (Col B & D) (E)	% Diff (E/B) (F)
Title III, Part A, Immigrant Student Program	4201	8290						
Title III, Part A, English Learner Program	4203	8290						
Public Charter Schools Grant Program (PCSGP)	4610	8290						
Other NCLB / Every Student Succeeds Act	3040, 3045, 3060, 3061, 3110, 3150, 3155, 3180, 3182, 4037, 4123, 4124, 4126, 4127, 4128, 5630	8290						
Career and Technical Education	3500-3599	8290						
All Other Federal Revenue	All Other	8290	0.00	0.00	0.00	0.00	0.00	0.0%
TOTAL, FEDERAL REVENUE			0.00	0.00	0.00	0.00	0.00	0.0%
OTHER STATE REVENUE								
Other State Apportionments								
ROC/P Entitlement Prior Years	6360	8319						
Special Education Master Plan Current Year	6500	8311						
Prior Years	6500	8319						
All Other State Apportionments - Current Year	All Other	8311	0.00	0.00	0.00	0.00	0.00	0.0%
All Other State Apportionments - Prior Years	All Other	8319	0.00	0.00	0.00	0.00	0.00	0.0%
Child Nutrition Programs		8520	0.00	0.00	0.00	0.00		
Mandated Costs Reimbursements		8550	1,562,514.00	1,586,970.00	1,586,970.00	1,436,427.00	(150,543.00)	-9.5%
Lottery - Unrestricted and Instructional Materials		8560	5,865,374.00	5,455,173.00	2,654,725.80	5,478,652.00	23,479.00	0.4%
Tax Relief Subventions Restricted Levies - Other								
Homeowners' Exemptions		8575	0.00	0.00	0.00	0.00		
Other Subventions/In-Lieu Taxes		8576	0.00	0.00	0.00	0.00		
Pass-Through Revenues from State Sources		8587	0.00	0.00	0.00	0.00	0.00	0.0%
After School Education and Safety (ASES)	6010	8590						
Charter School Facility Grant	6030	8590						
Career Technical Education Incentive Grant Program	6387	8590						
Drug/Alcohol/Tobacco Funds	6650, 6690, 6695	8590						
California Clean Energy Jobs Act	6230	8590						
Specialized Secondary	7370	8590						
American Indian Early Childhood Education	7210	8590						
All Other State Revenue	All Other	8590	2,334,520.00	2,334,520.00	0.00	2,200,000.00	(134,520.00)	-5.8%
TOTAL, OTHER STATE REVENUE			9,762,408.00	9,376,663.00	4,241,695.80	9,115,079.00	(261,584.00)	-2.8%

Description	Resource Codes	Object Codes	Original Budget (A)	Board Approved Operating Budget (B)	Actuals To Date (C)	Projected Year Totals (D)	Difference (Col B & D) (E)	% Diff (E/B) (F)
OTHER LOCAL REVENUE								
Other Local Revenue								
County and District Taxes								
Other Restricted Levies								
Secured Roll		8615	0.00	0.00	0.00	0.00		
Unsecured Roll		8616	0.00	0.00	0.00	0.00		
Prior Years' Taxes		8617	0.00	0.00	0.00	0.00		
Supplemental Taxes		8618	0.00	0.00	0.00	0.00		
Non-Ad Valorem Taxes								
Parcel Taxes		8621	0.00	0.00	0.00	0.00	0.00	0.0%
Other		8622	0.00	0.00	0.00	0.00	0.00	0.0%
Community Redevelopment Funds Not Subject to LCFF Deduction		8625	0.00	0.00	0.00	0.00		
Penalties and Interest from Delinquent Non-LCFF Taxes		8629	0.00	0.00	0.00	0.00		
Sales								
Sale of Equipment/Supplies		8631	0.00	0.00	0.00	0.00	0.00	0.0%
Sale of Publications		8632	0.00	0.00	0.00	0.00	0.00	0.0%
Food Service Sales		8634	0.00	0.00	0.00	0.00	0.00	0.0%
All Other Sales		8639	0.00	0.00	0.00	0.00	0.00	0.0%
Leases and Rentals		8650	0.00	0.00	0.00	0.00	0.00	0.0%
Interest		8660	500,000.00	500,000.00	122,326.14	500,000.00	0.00	0.0%
Net Increase (Decrease) in the Fair Value of Investments		8662	0.00	0.00	0.00	0.00	0.00	0.0%
Fees and Contracts								
Adult Education Fees		8671	0.00	0.00	0.00	0.00	0.00	0.0%
Non-Resident Students		8672	0.00	0.00	0.00	0.00	0.00	0.0%
Transportation Fees From Individuals		8675	0.00	0.00	0.00	0.00	0.00	0.0%
Interagency Services		8677	37,938.00	37,938.00	0.00	37,938.00	0.00	0.0%
Mitigation/Developer Fees		8681	0.00	0.00	0.00	0.00	0.00	0.0%
All Other Fees and Contracts		8689	0.00	0.00	20,000.00	20,000.00	20,000.00	New
Other Local Revenue								
Plus: Misc Funds Non-LCFF (50%) Adjustment		8691	0.00	0.00	0.00	11,500.00	11,500.00	New
Pass-Through Revenues From Local Sources		8697	0.00	0.00	0.00	0.00	0.00	0.0%
All Other Local Revenue		8699	2,400,856.00	2,893,436.00	1,023,012.08	2,951,642.00	58,206.00	2.0%
Tuition		8710	0.00	0.00	0.00	0.00	0.00	0.0%
All Other Transfers In		8781-8783	0.00	0.00	0.00	0.00	0.00	0.0%
Transfers Of Apportionments								
Special Education SELPA Transfers								
From Districts or Charter Schools	6500	8791						
From County Offices	6500	8792						
From JPAs	6500	8793						
ROC/P Transfers								
From Districts or Charter Schools	6360	8791						
From County Offices	6360	8792						
From JPAs	6360	8793						
Other Transfers of Apportionments								
From Districts or Charter Schools	All Other	8791	0.00	0.00	0.00	0.00	0.00	0.0%
From County Offices	All Other	8792	0.00	0.00	0.00	0.00	0.00	0.0%
From JPAs	All Other	8793	0.00	0.00	0.00	0.00	0.00	0.0%
All Other Transfers In from All Others		8799	0.00	0.00	0.00	0.00	0.00	0.0%
TOTAL, OTHER LOCAL REVENUE			2,938,794.00	3,431,374.00	1,165,338.22	3,521,080.00	89,706.00	2.6%
TOTAL, REVENUES			393,214,618.00	396,514,776.00	222,238,953.78	396,056,553.00	(458,223.00)	-0.1%

Description	Resource Codes	Object Codes	Original Budget (A)	Board Approved Operating Budget (B)	Actuals To Date (C)	Projected Year Totals (D)	Difference (Col B & D) (E)	% Diff (E/B) (F)
Certificated Teachers' Salaries		1100	132,006,550.00	134,924,586.00	72,071,598.83	135,083,751.00	(159,165.00)	-0.1%
Certificated Pupil Support Salaries		1200	8,886,562.00	8,692,589.00	4,593,514.34	8,581,508.00	111,081.00	1.3%
Certificated Supervisors' and Administrators' Salaries		1300	16,590,926.00	16,935,028.00	9,851,931.52	16,875,574.00	59,454.00	0.4%
Other Certificated Salaries		1900	4,017,892.00	4,119,356.00	1,959,802.39	4,313,413.00	(194,057.00)	-4.7%
TOTAL, CERTIFICATED SALARIES			161,501,930.00	164,671,559.00	88,476,847.08	164,854,246.00	(182,687.00)	-0.1%
CLASSIFIED SALARIES								
Classified Instructional Salaries		2100	1,284,305.00	1,276,614.00	597,354.63	1,255,328.00	21,286.00	1.7%
Classified Support Salaries		2200	18,292,824.00	18,148,670.00	9,709,471.22	17,651,407.00	497,263.00	2.7%
Classified Supervisors' and Administrators' Salaries		2300	5,097,739.00	5,253,675.00	2,936,794.11	5,219,237.00	34,438.00	0.7%
Clerical, Technical and Office Salaries		2400	16,534,308.00	15,938,161.00	8,911,525.40	15,759,667.00	178,494.00	1.1%
Other Classified Salaries		2900	1,379,092.00	1,367,897.00	510,862.28	1,299,235.00	68,662.00	5.0%
TOTAL, CLASSIFIED SALARIES			42,588,268.00	41,985,017.00	22,666,007.64	41,184,874.00	800,143.00	1.9%
EMPLOYEE BENEFITS								
STRS		3101-3102	26,874,758.00	27,422,221.00	14,660,889.86	27,419,390.00	2,831.00	0.0%
PERS		3201-3202	9,339,913.00	9,505,498.00	5,078,856.19	9,293,552.00	211,946.00	2.2%
OASDI/Medicare/Alternative		3301-3302	5,422,006.00	5,685,838.00	2,958,784.20	5,650,746.00	35,092.00	0.6%
Health and Welfare Benefits		3401-3402	40,375,390.00	38,012,556.00	17,965,225.58	37,419,159.00	593,397.00	1.6%
Unemployment Insurance		3501-3502	2,469,543.00	1,051,562.00	556,461.97	1,066,798.00	(15,236.00)	-1.4%
Workers' Compensation		3601-3602	4,079,317.00	4,134,014.00	2,226,973.85	3,860,333.00	273,681.00	6.6%
OPEB, Allocated		3701-3702	4,070,192.00	4,105,823.00	2,210,831.51	4,077,209.00	28,614.00	0.7%
OPEB, Active Employees		3751-3752	0.00	0.00	0.00	0.00	0.00	0.0%
Other Employee Benefits		3901-3902	2,303,239.00	2,883,382.00	1,514,574.90	2,853,954.00	29,428.00	1.0%
TOTAL, EMPLOYEE BENEFITS			94,934,358.00	92,800,894.00	47,172,598.06	91,641,141.00	1,159,753.00	1.2%
BOOKS AND SUPPLIES								
Approved Textbooks and Core Curricula Materials		4100	0.00	0.00	0.00	0.00	0.00	0.0%
Books and Other Reference Materials		4200	352,071.00	404,808.00	104,453.98	450,642.00	(45,834.00)	-11.3%
Materials and Supplies		4300	7,735,756.00	9,548,553.00	3,648,504.88	8,479,496.24	1,069,056.76	11.2%
Noncapitalized Equipment		4400	591,303.00	976,091.00	463,528.54	975,882.00	209.00	0.0%
Food		4700	0.00	10,000.00	7,373.44	10,000.00	0.00	0.0%
TOTAL, BOOKS AND SUPPLIES			8,679,130.00	10,939,452.00	4,223,860.84	9,916,020.24	1,023,431.76	9.4%
SERVICES AND OTHER OPERATING EXPENDITURES								
Subagreements for Services		5100	384,010.00	388,303.00	259,062.00	388,303.00	0.00	0.0%
Travel and Conferences		5200	603,402.00	557,514.00	112,786.23	560,035.00	(2,521.00)	-0.5%
Dues and Memberships		5300	135,254.00	133,843.00	137,340.58	174,706.00	(40,863.00)	-30.5%
Insurance		5400-5450	3,640,871.00	3,443,621.00	1,591,234.32	3,443,621.00	0.00	0.0%
Operations and Housekeeping Services		5500	7,427,674.00	7,813,920.00	4,131,181.96	8,102,416.00	(288,496.00)	-3.7%
Rentals, Leases, Repairs, and Noncapitalized Improvements		5600	939,839.00	932,369.00	195,528.56	745,747.00	186,622.00	20.0%
Transfers of Direct Costs		5710	(1,203,109.00)	(917,694.00)	(705,983.22)	(919,643.00)	1,949.00	-0.2%
Transfers of Direct Costs - Interfund		5750	(1,738,571.00)	(1,732,961.00)	(1,361,939.92)	(1,737,495.00)	4,534.00	-0.3%
Professional/Consulting Services and Operating Expenditures		5800	7,367,844.00	9,901,856.00	4,652,643.09	10,438,027.76	(536,171.76)	-5.4%
Communications		5900	1,579,320.00	1,289,915.00	318,826.30	1,355,843.00	(65,928.00)	-5.1%
TOTAL, SERVICES AND OTHER OPERATING EXPENDITURES			19,136,534.00	21,810,686.00	9,330,679.90	22,551,560.76	(740,874.76)	-3.4%

Description	Resource Codes	Object Codes	Original Budget (A)	Board Approved Operating Budget (B)	Actuals To Date (C)	Projected Year Totals (D)	Difference (Col B & D) (E)	% Diff (E/B) (F)
CAPITAL OUTLAY								
Land		6100	0.00	0.00	0.00	0.00	0.00	0.0%
Land Improvements		6170	0.00	0.00	0.00	0.00	0.00	0.0%
Buildings and Improvements of Buildings		6200	0.00	0.00	0.00	0.00	0.00	0.0%
Books and Media for New School Libraries or Major Expansion of School Libraries		6300	0.00	0.00	0.00	0.00	0.00	0.0%
Equipment		6400	0.00	93,656.00	15,034.92	835,870.00	(742,214.00)	-792.5%
Equipment Replacement		6500	4,359,600.00	4,395,404.00	35,803.47	4,479,571.00	(84,167.00)	-1.9%
Lease Assets		6600	0.00	0.00	0.00	0.00	0.00	0.0%
TOTAL, CAPITAL OUTLAY			4,359,600.00	4,489,060.00	50,838.39	5,315,441.00	(826,381.00)	-18.4%
OTHER OUTGO (excluding Transfers of Indirect Costs)								
Tuition								
Tuition for Instruction Under Interdistrict Attendance Agreements		7110	0.00	0.00	0.00	0.00	0.00	0.0%
State Special Schools		7130	0.00	0.00	0.00	0.00	0.00	0.0%
Tuition, Excess Costs, and/or Deficit Payments								
Payments to Districts or Charter Schools		7141	0.00	0.00	0.00	0.00	0.00	0.0%
Payments to County Offices		7142	710,463.00	710,463.00	408,845.54	758,185.00	(47,722.00)	-6.7%
Payments to JPAs		7143	0.00	0.00	0.00	0.00	0.00	0.0%
Transfers of Pass-Through Revenues								
To Districts or Charter Schools		7211	0.00	0.00	0.00	0.00	0.00	0.0%
To County Offices		7212	0.00	0.00	0.00	0.00	0.00	0.0%
To JPAs		7213	0.00	0.00	0.00	0.00	0.00	0.0%
Special Education SELPA Transfers of Apportionments								
To Districts or Charter Schools	6500	7221						
To County Offices	6500	7222						
To JPAs	6500	7223						
ROC/P Transfers of Apportionments								
To Districts or Charter Schools	6360	7221						
To County Offices	6360	7222						
To JPAs	6360	7223						
Other Transfers of Apportionments	All Other	7221-7223	0.00	0.00	0.00	0.00	0.00	0.0%
All Other Transfers		7281-7283	0.00	0.00	0.00	0.00	0.00	0.0%
All Other Transfers Out to All Others		7299	0.00	0.00	0.00	0.00	0.00	0.0%
Debt Service								
Debt Service - Interest		7438	17,498.00	17,498.00	9,622.36	17,498.00	0.00	0.0%
Other Debt Service - Principal		7439	282,494.00	282,494.00	140,303.27	282,494.00	0.00	0.0%
TOTAL, OTHER OUTGO (excluding Transfers of Indirect Costs)			1,010,455.00	1,010,455.00	558,771.17	1,058,177.00	(47,722.00)	-4.7%
OTHER OUTGO - TRANSFERS OF INDIRECT COSTS								
Transfers of Indirect Costs		7310	(5,862,524.00)	(7,061,541.00)	(762,864.83)	(7,240,792.00)	179,251.00	-2.5%
Transfers of Indirect Costs - Interfund		7350	(1,292,385.00)	(1,343,074.00)	(543,433.49)	(1,301,873.00)	(41,201.00)	3.1%
TOTAL, OTHER OUTGO - TRANSFERS OF INDIRECT COSTS			(7,154,909.00)	(8,404,615.00)	(1,306,298.32)	(8,542,665.00)	138,050.00	-1.6%
TOTAL, EXPENDITURES			325,055,366.00	329,302,508.00	171,173,304.76	327,978,795.00	1,323,713.00	0.4%

Description	Resource Codes	Object Codes	Original Budget (A)	Board Approved Operating Budget (B)	Actuals To Date (C)	Projected Year Totals (D)	Difference (Col B & D) (E)	% Diff (E/B) (F)
INTERFUND TRANSFERS								
INTERFUND TRANSFERS IN								
From: Special Reserve Fund		8912	0.00	0.00	0.00	0.00	0.00	0.0%
From: Bond Interest and Redemption Fund		8914	0.00	0.00	0.00	0.00	0.00	0.0%
Other Authorized Interfund Transfers In		8919	0.00	500.00	1,000.00	1,000.00	500.00	100.0%
(a) TOTAL, INTERFUND TRANSFERS IN			0.00	500.00	1,000.00	1,000.00	500.00	100.0%
INTERFUND TRANSFERS OUT								
To: Child Development Fund		7611	0.00	0.00	0.00	0.00	0.00	0.0%
To: Special Reserve Fund		7612	0.00	0.00	0.00	0.00	0.00	0.0%
To: State School Building Fund/ County School Facilities Fund		7613	0.00	0.00	0.00	0.00	0.00	0.0%
To: Cafeteria Fund		7616	175,000.00	0.00	0.00	0.00	0.00	0.0%
Other Authorized Interfund Transfers Out		7619	2,048,655.00	2,048,655.00	48,655.00	2,048,655.00	0.00	0.0%
(b) TOTAL, INTERFUND TRANSFERS OUT			2,223,655.00	2,048,655.00	48,655.00	2,048,655.00	0.00	0.0%
OTHER SOURCES/USES								
SOURCES								
State Apportionments Emergency Apportionments		8931	0.00	0.00	0.00	0.00	0.00	0.0%
Proceeds								
Proceeds from Disposal of Capital Assets		8953	0.00	0.00	0.00	0.00	0.00	0.0%
Other Sources								
Transfers from Funds of Lapsed/Reorganized LEAs		8965	0.00	0.00	0.00	0.00	0.00	0.0%
Long-Term Debt Proceeds								
Proceeds from Certificates of Participation		8971	0.00	0.00	0.00	0.00	0.00	0.0%
Proceeds from Leases		8972	0.00	0.00	0.00	0.00	0.00	0.0%
Proceeds from Lease Revenue Bonds		8973	0.00	0.00	0.00	0.00	0.00	0.0%
All Other Financing Sources		8979	0.00	0.00	0.00	0.00	0.00	0.0%
(c) TOTAL, SOURCES			0.00	0.00	0.00	0.00	0.00	0.0%
USES								
Transfers of Funds from Lapsed/Reorganized LEAs		7651	0.00	0.00	0.00	0.00	0.00	0.0%
All Other Financing Uses		7699	0.00	0.00	0.00	0.00	0.00	0.0%
(d) TOTAL, USES			0.00	0.00	0.00	0.00	0.00	0.0%
CONTRIBUTIONS								
Contributions from Unrestricted Revenues		8980	(55,721,854.00)	(54,262,946.00)	(2,460,721.00)	(56,175,182.00)	(1,912,236.00)	3.5%
Contributions from Restricted Revenues		8990	0.00	0.00	0.00	0.00	0.00	0.0%
(e) TOTAL, CONTRIBUTIONS			(55,721,854.00)	(54,262,946.00)	(2,460,721.00)	(56,175,182.00)	(1,912,236.00)	3.5%
TOTAL, OTHER FINANCING SOURCES/USES (a - b + c - d + e)			(57,945,509.00)	(56,311,101.00)	(2,508,376.00)	(58,222,837.00)	(1,911,736.00)	3.4%

Description	Resource Codes	Object Codes	Original Budget (A)	Board Approved Operating Budget (B)	Actuals To Date (C)	Projected Year Totals (D)	Difference (Col B & D) (E)	% Diff (E/B) (F)
A. REVENUES								
1) LCFF Sources		8010-8099	2,152,202.00	2,061,615.00	0.00	2,061,615.00	0.00	0.0%
2) Federal Revenue		8100-8299	35,945,821.00	112,750,169.00	41,545,815.04	111,662,497.00	(1,087,672.00)	-1.0%
3) Other State Revenue		8300-8599	62,631,104.00	75,790,027.00	42,944,070.09	81,899,896.00	6,109,869.00	8.1%
4) Other Local Revenue		8600-8799	3,145,949.00	5,092,683.00	1,949,351.99	4,936,729.00	(155,954.00)	-3.1%
5) TOTAL, REVENUES			103,875,076.00	195,694,494.00	86,439,237.12	200,560,737.00		
B. EXPENDITURES								
1) Certificated Salaries		1000-1999	40,567,420.00	67,108,632.00	44,972,881.21	71,584,736.00	(4,476,104.00)	-6.7%
2) Classified Salaries		2000-2999	29,469,742.00	41,672,543.00	29,702,115.27	48,252,704.00	(6,580,161.00)	-15.8%
3) Employee Benefits		3000-3999	60,176,277.00	69,035,099.00	27,387,817.23	72,984,223.00	(3,949,124.00)	-5.7%
4) Books and Supplies		4000-4999	64,146,505.00	46,056,641.00	6,581,277.51	41,955,822.00	4,100,819.00	8.9%
5) Services and Other Operating Expenditures		5000-5999	13,383,540.00	26,500,167.00	9,378,143.37	29,170,197.00	(2,670,030.00)	-10.1%
6) Capital Outlay		6000-6999	73,000.00	6,310,278.00	189,041.27	1,456,405.00	4,853,873.00	76.9%
7) Other Outgo (excluding Transfers of Indirect Costs)		7100-7299 7400-7499	0.00	1,000.00	108,406.00	108,406.00	(107,406.00)	-10740.6%
8) Other Outgo - Transfers of Indirect Costs		7300-7399	5,862,524.00	7,061,541.00	762,864.83	7,240,792.00	(179,251.00)	-2.5%
9) TOTAL, EXPENDITURES			213,679,008.00	263,745,901.00	119,082,546.69	272,753,285.00		
C. EXCESS (DEFICIENCY) OF REVENUES OVER EXPENDITURES BEFORE OTHER FINANCING SOURCES AND USES (A5 - B9)			(109,803,932.00)	(68,051,407.00)	(32,643,309.57)	(72,192,548.00)		
D. OTHER FINANCING SOURCES/USES								
1) Interfund Transfers								
a) Transfers In		8900-8929	0.00	0.00	0.00	0.00	0.00	0.0%
b) Transfers Out		7600-7629	9,473,866.00	5,003,973.00	2,003,973.00	2,003,973.00	3,000,000.00	60.0%
2) Other Sources/Uses								
a) Sources		8930-8979	0.00	0.00	0.00	0.00	0.00	0.0%
b) Uses		7630-7699	0.00	0.00	0.00	0.00	0.00	0.0%
3) Contributions		8980-8999	55,721,854.00	54,262,946.00	2,460,721.00	56,175,182.00	1,912,236.00	3.5%
4) TOTAL, OTHER FINANCING SOURCES/USES			46,247,988.00	49,258,973.00	456,748.00	54,171,209.00		

Description	Resource Codes	Object Codes	Original Budget (A)	Board Approved Operating Budget (B)	Actuals To Date (C)	Projected Year Totals (D)	Difference (Col B & D) (E)	% Diff (E/B) (F)
E. NET INCREASE (DECREASE) IN FUND BALANCE (C + D4)			(63,555,944.00)	(18,792,434.00)	(32,186,561.57)	(18,021,339.00)		
F. FUND BALANCE, RESERVES								
1) Beginning Fund Balance								
a) As of July 1 - Unaudited		9791	42,656,504.90	42,656,504.90		42,656,504.90	0.00	0.0%
b) Audit Adjustments		9793	0.00	0.00		0.00	0.00	0.0%
c) As of July 1 - Audited (F1a + F1b)			42,656,504.90	42,656,504.90		42,656,504.90		
d) Other Restatements		9795	0.00	0.00		0.00	0.00	0.0%
e) Adjusted Beginning Balance (F1c + F1d)			42,656,504.90	42,656,504.90		42,656,504.90		
2) Ending Balance, June 30 (E + F1e)			(20,899,439.10)	23,864,070.90		24,635,165.90		
Components of Ending Fund Balance								
a) Nonspendable								
Revolving Cash		9711	0.00	0.00		0.00		
Stores		9712	0.00	0.00		0.00		
Prepaid Items		9713	0.00	0.00		0.00		
All Others		9719	0.00	0.00		0.00		
b) Restricted		9740	25,105,164.90	23,864,070.90		24,635,165.90		
c) Committed								
Stabilization Arrangements		9750	0.00	0.00		0.00		
Other Commitments		9760	0.00	0.00		0.00		
d) Assigned								
Other Assignments		9780	0.00	0.00		0.00		
e) Unassigned/Unappropriated								
Reserve for Economic Uncertainties		9789	0.00	0.00		0.00		
Unassigned/Unappropriated Amount		9790	(46,004,604.00)	0.00		0.00		

Description	Resource Codes	Object Codes	Original Budget (A)	Board Approved Operating Budget (B)	Actuals To Date (C)	Projected Year Totals (D)	Difference (Col B & D) (E)	% Diff (E/B) (F)
LCFF SOURCES								
Principal Apportionment State Aid - Current Year		8011	0.00	0.00	0.00	0.00		
Education Protection Account State Aid - Current Year		8012	0.00	0.00	0.00	0.00		
State Aid - Prior Years		8019	0.00	0.00	0.00	0.00		
Tax Relief Subventions Homeowners' Exemptions		8021	0.00	0.00	0.00	0.00		
Timber Yield Tax		8022	0.00	0.00	0.00	0.00		
Other Subventions/In-Lieu Taxes		8029	0.00	0.00	0.00	0.00		
County & District Taxes Secured Roll Taxes		8041	0.00	0.00	0.00	0.00		
Unsecured Roll Taxes		8042	0.00	0.00	0.00	0.00		
Prior Years' Taxes		8043	0.00	0.00	0.00	0.00		
Supplemental Taxes		8044	0.00	0.00	0.00	0.00		
Education Revenue Augmentation Fund (ERAF)		8045	0.00	0.00	0.00	0.00		
Community Redevelopment Funds (SB 617/699/1992)		8047	0.00	0.00	0.00	0.00		
Penalties and Interest from Delinquent Taxes		8048	0.00	0.00	0.00	0.00		
Miscellaneous Funds (EC 41604) Royalties and Bonuses		8081	0.00	0.00	0.00	0.00		
Other In-Lieu Taxes		8082	0.00	0.00	0.00	0.00		
Less: Non-LCFF (50%) Adjustment		8089	0.00	0.00	0.00	0.00		
Subtotal, LCFF Sources			0.00	0.00	0.00	0.00		
LCFF Transfers								
Unrestricted LCFF Transfers - Current Year	0000	8091						
All Other LCFF Transfers - Current Year	All Other	8091	0.00	0.00	0.00	0.00	0.00	0.0%
Transfers to Charter Schools in Lieu of Property Taxes		8096	0.00	0.00	0.00	0.00		
Property Taxes Transfers		8097	2,152,202.00	2,061,615.00	0.00	2,061,615.00	0.00	0.0%
LCFF/Revenue Limit Transfers - Prior Years		8099	0.00	0.00	0.00	0.00	0.00	0.0%
TOTAL, LCFF SOURCES			2,152,202.00	2,061,615.00	0.00	2,061,615.00	0.00	0.0%
FEDERAL REVENUE								
Maintenance and Operations		8110	0.00	0.00	0.00	0.00	0.00	0.0%
Special Education Entitlement		8181	9,902,405.00	10,889,250.00	596,204.00	10,554,198.00	(335,052.00)	-3.1%
Special Education Discretionary Grants		8182	1,173,850.00	1,373,544.00	68,617.00	1,309,880.00	(63,664.00)	-4.6%
Child Nutrition Programs		8220	0.00	0.00	0.00	0.00	0.00	0.0%
Donated Food Commodities		8221	0.00	0.00	0.00	0.00	0.00	0.0%
Forest Reserve Funds		8260	0.00	0.00	0.00	0.00		
Flood Control Funds		8270	0.00	0.00	0.00	0.00		
Wildlife Reserve Funds		8280	0.00	0.00	0.00	0.00		
FEMA		8281	0.00	0.00	0.00	0.00	0.00	0.0%
Interagency Contracts Between LEAs		8285	0.00	27,500.00	27,500.00	27,500.00	0.00	0.0%
Pass-Through Revenues from Federal Sources		8287	0.00	0.00	0.00	0.00	0.00	0.0%
Title I, Part A, Basic	3010	8290	18,080,386.00	18,245,238.00	6,399,051.00	22,190,317.00	3,945,079.00	21.6%
Title I, Part D, Local Delinquent Programs	3025	8290	0.00	0.00	0.00	0.00	0.00	0.0%
Title II, Part A, Supporting Effective Instruction	4035	8290	2,211,848.00	2,191,268.00	853,407.00	2,191,268.00	0.00	0.0%

Description	Resource Codes	Object Codes	Original Budget (A)	Board Approved Operating Budget (B)	Actuals To Date (C)	Projected Year Totals (D)	Difference (Col B & D) (E)	% Diff (E/B) (F)
Title III, Part A, Immigrant Student Program	4201	8290	469,009.00	206,119.00	206,118.74	206,119.00	0.00	0.0%
Title III, Part A, English Learner Program	4203	8290	675,990.00	839,446.00	261,787.65	839,446.00	0.00	0.0%
Public Charter Schools Grant Program (PCSGP)	4610	8290	0.00	0.00	0.00	0.00	0.00	0.0%
Other NCLB / Every Student Succeeds Act	3040, 3045, 3060, 3061, 3110, 3150, 3155, 3180, 3182, 4037, 4123, 4124, 4126, 4127, 4128, 5630	8290	2,005,230.00	2,726,062.00	1,212,583.08	3,457,920.00	731,858.00	26.8%
Career and Technical Education	3500-3599	8290	380,585.00	380,585.00	0.00	380,585.00	0.00	0.0%
All Other Federal Revenue	All Other	8290	1,046,518.00	75,871,157.00	31,920,546.57	70,505,264.00	(5,365,893.00)	-7.1%
TOTAL, FEDERAL REVENUE			35,945,821.00	112,750,169.00	41,545,815.04	111,662,497.00	(1,087,672.00)	-1.0%
OTHER STATE REVENUE								
Other State Apportionments								
ROC/P Entitlement Prior Years	6360	8319	0.00	0.00	0.00	0.00	0.00	0.0%
Special Education Master Plan Current Year	6500	8311	30,108,160.00	31,645,008.00	18,641,372.00	31,645,008.00	0.00	0.0%
Prior Years	6500	8319	98,515.00	(224,769.00)	(224,769.16)	(224,769.00)	0.00	0.0%
All Other State Apportionments - Current Year	All Other	8311	0.00	0.00	0.00	0.00	0.00	0.0%
All Other State Apportionments - Prior Years	All Other	8319	0.00	0.00	0.00	0.00	0.00	0.0%
Child Nutrition Programs		8520	0.00	0.00	0.00	0.00	0.00	0.0%
Mandated Costs Reimbursements		8550	0.00	0.00	0.00	0.00		
Lottery - Unrestricted and Instructional Materia		8560	1,916,022.00	2,229,124.00	912,512.59	2,229,124.00	0.00	0.0%
Tax Relief Subventions Restricted Levies - Other								
Homeowners' Exemptions		8575	0.00	0.00	0.00	0.00	0.00	0.0%
Other Subventions/In-Lieu Taxes		8576	0.00	0.00	0.00	0.00	0.00	0.0%
Pass-Through Revenues from State Sources		8587	0.00	0.00	0.00	0.00	0.00	0.0%
After School Education and Safety (ASES)	6010	8590	3,934,500.00	5,130,959.00	237,317.00	5,179,976.00	49,017.00	1.0%
Charter School Facility Grant	6030	8590	0.00	0.00	0.00	0.00	0.00	0.0%
Career Technical Education Incentive Grant Program	6387	8590	1,035,060.00	1,259,571.00	1,046,001.00	1,259,571.00	0.00	0.0%
Drug/Alcohol/Tobacco Funds	6650, 6690, 6695	8590	348,799.00	348,799.00	174,399.50	348,799.00	0.00	0.0%
California Clean Energy Jobs Act	6230	8590	0.00	0.00	0.00	0.00	0.00	0.0%
Specialized Secondary	7370	8590	0.00	0.00	0.00	0.00	0.00	0.0%
American Indian Early Childhood Education	7210	8590	0.00	0.00	0.00	0.00	0.00	0.0%
All Other State Revenue	All Other	8590	25,190,048.00	35,401,335.00	22,157,237.16	41,462,187.00	6,060,852.00	17.1%
TOTAL, OTHER STATE REVENUE			62,631,104.00	75,790,027.00	42,944,070.09	81,899,896.00	6,109,869.00	8.1%

Description	Resource Codes	Object Codes	Original Budget (A)	Board Approved Operating Budget (B)	Actuals To Date (C)	Projected Year Totals (D)	Difference (Col B & D) (E)	% Diff (E/B) (F)
OTHER LOCAL REVENUE								
Other Local Revenue								
County and District Taxes								
Other Restricted Levies								
Secured Roll		8615	0.00	0.00	0.00	0.00	0.00	0.0%
Unsecured Roll		8616	0.00	0.00	0.00	0.00	0.00	0.0%
Prior Years' Taxes		8617	0.00	0.00	0.00	0.00	0.00	0.0%
Supplemental Taxes		8618	0.00	0.00	0.00	0.00	0.00	0.0%
Non-Ad Valorem Taxes								
Parcel Taxes		8621	0.00	0.00	0.00	0.00	0.00	0.0%
Other		8622	0.00	0.00	0.00	0.00	0.00	0.0%
Community Redevelopment Funds Not Subject to LCFF Deduction		8625	0.00	0.00	0.00	0.00	0.00	0.0%
Penalties and Interest from Delinquent Non-LCFF Taxes		8629	0.00	0.00	0.00	0.00	0.00	0.0%
Sales								
Sale of Equipment/Supplies		8631	0.00	0.00	0.00	0.00	0.00	0.0%
Sale of Publications		8632	0.00	0.00	0.00	0.00	0.00	0.0%
Food Service Sales		8634	0.00	0.00	0.00	0.00	0.00	0.0%
All Other Sales		8639	0.00	0.00	0.00	0.00	0.00	0.0%
Leases and Rentals		8650	0.00	0.00	0.00	0.00	0.00	0.0%
Interest		8660	0.00	0.00	0.00	0.00	0.00	0.0%
Net Increase (Decrease) in the Fair Value of Investments		8662	0.00	0.00	0.00	0.00	0.00	0.0%
Fees and Contracts								
Adult Education Fees		8671	0.00	0.00	0.00	0.00		
Non-Resident Students		8672	0.00	0.00	0.00	0.00		
Transportation Fees From Individuals		8675	0.00	0.00	0.00	0.00	0.00	0.0%
Interagency Services		8677	117,884.00	117,884.00	0.00	117,884.00	0.00	0.0%
Mitigation/Developer Fees		8681	0.00	0.00	0.00	0.00	0.00	0.0%
All Other Fees and Contracts		8689	838,535.00	850,520.00	314,609.59	736,121.00	(114,399.00)	-13.5%
Other Local Revenue								
Plus: Misc Funds Non-LCFF (50%) Adjustme		8691	0.00	0.00	0.00	0.00		
Pass-Through Revenues From Local Sources		8697	0.00	0.00	0.00	0.00	0.00	0.0%
All Other Local Revenue		8699	1,857,500.00	3,715,130.00	1,557,623.40	3,673,575.00	(41,555.00)	-1.1%
Tuition		8710	0.00	0.00	0.00	0.00	0.00	0.0%
All Other Transfers In		8781-8783	0.00	0.00	0.00	0.00	0.00	0.0%
Transfers Of Apportionments								
Special Education SELPA Transfers								
From Districts or Charter Schools	6500	8791	332,030.00	409,149.00	77,119.00	409,149.00	0.00	0.0%
From County Offices	6500	8792	0.00	0.00	0.00	0.00	0.00	0.0%
From JPAs	6500	8793	0.00	0.00	0.00	0.00	0.00	0.0%
ROC/P Transfers								
From Districts or Charter Schools	6360	8791	0.00	0.00	0.00	0.00	0.00	0.0%
From County Offices	6360	8792	0.00	0.00	0.00	0.00	0.00	0.0%
From JPAs	6360	8793	0.00	0.00	0.00	0.00	0.00	0.0%
Other Transfers of Apportionments								
From Districts or Charter Schools	All Other	8791	0.00	0.00	0.00	0.00	0.00	0.0%
From County Offices	All Other	8792	0.00	0.00	0.00	0.00	0.00	0.0%
From JPAs	All Other	8793	0.00	0.00	0.00	0.00	0.00	0.0%
All Other Transfers In from All Others		8799	0.00	0.00	0.00	0.00	0.00	0.0%
TOTAL, OTHER LOCAL REVENUE			3,145,949.00	5,092,683.00	1,949,351.99	4,936,729.00	(155,954.00)	-3.1%
TOTAL, REVENUES			103,875,076.00	195,694,494.00	86,439,237.12	200,560,737.00	4,866,243.00	2.5%

Description	Resource Codes	Object Codes	Original Budget (A)	Board Approved Operating Budget (B)	Actuals To Date (C)	Projected Year Totals (D)	Difference (Col B & D) (E)	% Diff (E/B) (F)
CERTIFICATED SALARIES								
Certificated Teachers' Salaries		1100	28,783,658.00	44,976,205.00	27,163,251.67	46,818,392.00	(1,842,187.00)	-4.1%
Certificated Pupil Support Salaries		1200	5,186,393.00	6,929,878.00	3,906,486.14	7,079,126.00	(149,248.00)	-2.2%
Certificated Supervisors' and Administrators' Salaries		1300	2,550,071.00	3,936,925.00	2,544,632.34	4,022,262.00	(85,337.00)	-2.2%
Other Certificated Salaries		1900	4,047,298.00	11,265,624.00	11,358,511.06	13,664,956.00	(2,399,332.00)	-21.3%
TOTAL, CERTIFICATED SALARIES			40,567,420.00	67,108,632.00	44,972,881.21	71,584,736.00	(4,476,104.00)	-6.7%
CLASSIFIED SALARIES								
Classified Instructional Salaries		2100	12,919,160.00	17,882,104.00	10,119,524.84	18,934,390.00	(1,052,286.00)	-5.9%
Classified Support Salaries		2200	9,908,047.00	11,471,688.00	6,569,075.27	11,189,343.00	282,345.00	2.5%
Classified Supervisors' and Administrators' Salaries		2300	3,474,593.00	3,942,298.00	2,348,922.72	3,954,372.00	(12,074.00)	-0.3%
Clerical, Technical and Office Salaries		2400	1,510,455.00	2,506,848.00	1,606,864.02	2,578,262.00	(71,414.00)	-2.8%
Other Classified Salaries		2900	1,657,487.00	5,869,605.00	9,057,728.42	11,596,337.00	(5,726,732.00)	-97.6%
TOTAL, CLASSIFIED SALARIES			29,469,742.00	41,672,543.00	29,702,115.27	48,252,704.00	(6,580,161.00)	-15.8%
EMPLOYEE BENEFITS								
STRS		3101-3102	27,565,556.00	31,424,541.00	5,493,710.17	30,931,531.00	493,010.00	1.6%
PERS		3201-3202	6,729,725.00	8,671,497.00	4,757,680.64	9,060,647.00	(389,150.00)	-4.5%
OASDI/Medicare/Alternative		3301-3302	2,779,689.00	4,147,947.00	2,978,120.29	4,922,779.00	(774,832.00)	-18.7%
Health and Welfare Benefits		3401-3402	18,086,103.00	18,109,076.00	9,356,481.91	20,253,822.00	(2,144,746.00)	-11.8%
Unemployment Insurance		3501-3502	861,940.00	603,051.00	374,048.36	649,514.00	(46,463.00)	-7.7%
Workers' Compensation		3601-3602	1,400,357.00	2,177,728.00	1,499,346.71	2,351,129.00	(173,401.00)	-8.0%
OPEB, Allocated		3701-3702	1,708,357.00	2,400,300.00	1,798,907.52	2,898,881.00	(498,581.00)	-20.8%
OPEB, Active Employees		3751-3752	0.00	0.00	0.00	0.00	0.00	0.0%
Other Employee Benefits		3901-3902	1,044,550.00	1,500,959.00	1,129,521.63	1,915,920.00	(414,961.00)	-27.6%
TOTAL, EMPLOYEE BENEFITS			60,176,277.00	69,035,099.00	27,387,817.23	72,984,223.00	(3,949,124.00)	-5.7%
BOOKS AND SUPPLIES								
Approved Textbooks and Core Curricula Materials		4100	3,415,957.00	3,535,957.00	1,499,009.16	3,214,661.00	321,296.00	9.1%
Books and Other Reference Materials		4200	289,827.00	812,785.00	365,061.75	1,012,260.00	(199,475.00)	-24.5%
Materials and Supplies		4300	59,123,876.00	38,727,477.00	2,596,408.76	34,462,793.00	4,264,684.00	11.0%
Noncapitalized Equipment		4400	1,309,162.00	2,953,564.00	2,078,308.34	3,247,418.00	(293,854.00)	-9.9%
Food		4700	7,683.00	26,858.00	42,489.50	18,690.00	8,168.00	30.4%
TOTAL, BOOKS AND SUPPLIES			64,146,505.00	46,056,641.00	6,581,277.51	41,955,822.00	4,100,819.00	8.9%
SERVICES AND OTHER OPERATING EXPENDITURES								
Subagreements for Services		5100	6,120,639.00	7,823,048.00	2,669,013.93	8,713,081.00	(890,033.00)	-11.4%
Travel and Conferences		5200	235,986.00	340,001.00	86,060.24	347,794.00	(7,793.00)	-2.3%
Dues and Memberships		5300	83,961.00	94,551.00	36,182.40	90,380.00	4,171.00	4.4%
Insurance		5400-5450	0.00	0.00	0.00	0.00	0.00	0.0%
Operations and Housekeeping Services		5500	0.00	0.00	0.00	0.00	0.00	0.0%
Rentals, Leases, Repairs, and Noncapitalized Improvements		5600	250,760.00	293,414.00	167,904.56	328,224.00	(34,810.00)	-11.9%
Transfers of Direct Costs		5710	1,203,109.00	917,694.00	705,983.22	919,643.00	(1,949.00)	-0.2%
Transfers of Direct Costs - Interfund		5750	(4,202,961.00)	(4,042,832.00)	(578,514.53)	(4,111,906.00)	69,074.00	-1.7%
Professional/Consulting Services and Operating Expenditures		5800	9,517,775.00	19,109,496.00	5,599,275.20	21,269,317.00	(2,159,821.00)	-11.3%
Communications		5900	174,271.00	1,964,795.00	692,238.35	1,613,664.00	351,131.00	17.9%
TOTAL, SERVICES AND OTHER OPERATING EXPENDITURES			13,383,540.00	26,500,167.00	9,378,143.37	29,170,197.00	(2,670,030.00)	-10.1%

Description	Resource Codes	Object Codes	Original Budget (A)	Board Approved Operating Budget (B)	Actuals To Date (C)	Projected Year Totals (D)	Difference (Col B & D) (E)	% Diff (E/B) (F)
CAPITAL OUTLAY								
Land		6100	0.00	0.00	0.00	0.00	0.00	0.0%
Land Improvements		6170	0.00	2,500,000.00	0.00	0.00	2,500,000.00	100.0%
Buildings and Improvements of Buildings		6200	0.00	0.00	0.00	0.00	0.00	0.0%
Books and Media for New School Libraries or Major Expansion of School Libraries		6300	0.00	0.00	0.00	0.00	0.00	0.0%
Equipment		6400	0.00	3,737,278.00	189,041.27	1,383,405.00	2,353,873.00	63.0%
Equipment Replacement		6500	73,000.00	73,000.00	0.00	73,000.00	0.00	0.0%
Lease Assets		6600	0.00	0.00	0.00	0.00	0.00	0.0%
TOTAL, CAPITAL OUTLAY			73,000.00	6,310,278.00	189,041.27	1,456,405.00	4,853,873.00	76.9%
OTHER OUTGO (excluding Transfers of Indirect Costs)								
Tuition								
Tuition for Instruction Under Interdistrict Attendance Agreements		7110	0.00	0.00	0.00	0.00	0.00	0.0%
State Special Schools		7130	0.00	0.00	107,406.00	107,406.00	(107,406.00)	New
Tuition, Excess Costs, and/or Deficit Payments								
Payments to Districts or Charter Schools		7141	0.00	1,000.00	1,000.00	1,000.00	0.00	0.0%
Payments to County Offices		7142	0.00	0.00	0.00	0.00	0.00	0.0%
Payments to JPAs		7143	0.00	0.00	0.00	0.00	0.00	0.0%
Transfers of Pass-Through Revenues								
To Districts or Charter Schools		7211	0.00	0.00	0.00	0.00	0.00	0.0%
To County Offices		7212	0.00	0.00	0.00	0.00	0.00	0.0%
To JPAs		7213	0.00	0.00	0.00	0.00	0.00	0.0%
Special Education SELPA Transfers of Apportionments								
To Districts or Charter Schools	6500	7221	0.00	0.00	0.00	0.00	0.00	0.0%
To County Offices	6500	7222	0.00	0.00	0.00	0.00	0.00	0.0%
To JPAs	6500	7223	0.00	0.00	0.00	0.00	0.00	0.0%
ROC/P Transfers of Apportionments								
To Districts or Charter Schools	6360	7221	0.00	0.00	0.00	0.00	0.00	0.0%
To County Offices	6360	7222	0.00	0.00	0.00	0.00	0.00	0.0%
To JPAs	6360	7223	0.00	0.00	0.00	0.00	0.00	0.0%
Other Transfers of Apportionments	All Other	7221-7223	0.00	0.00	0.00	0.00	0.00	0.0%
All Other Transfers		7281-7283	0.00	0.00	0.00	0.00	0.00	0.0%
All Other Transfers Out to All Others		7299	0.00	0.00	0.00	0.00	0.00	0.0%
Debt Service								
Debt Service - Interest		7438	0.00	0.00	0.00	0.00	0.00	0.0%
Other Debt Service - Principal		7439	0.00	0.00	0.00	0.00	0.00	0.0%
TOTAL, OTHER OUTGO (excluding Transfers of Indirect Costs)			0.00	1,000.00	108,406.00	108,406.00	(107,406.00)	-10740.6%
OTHER OUTGO - TRANSFERS OF INDIRECT COSTS								
Transfers of Indirect Costs		7310	5,862,524.00	7,061,541.00	762,864.83	7,240,792.00	(179,251.00)	-2.5%
Transfers of Indirect Costs - Interfund		7350	0.00	0.00	0.00	0.00	0.00	0.0%
TOTAL, OTHER OUTGO - TRANSFERS OF INDIRECT COSTS			5,862,524.00	7,061,541.00	762,864.83	7,240,792.00	(179,251.00)	-2.5%
TOTAL, EXPENDITURES			213,679,008.00	263,745,901.00	119,082,546.69	272,753,285.00	(9,007,384.00)	-3.4%

Description	Resource Codes	Object Codes	Original Budget (A)	Board Approved Operating Budget (B)	Actuals To Date (C)	Projected Year Totals (D)	Difference (Col B & D) (E)	% Diff (E/B) (F)
INTERFUND TRANSFERS								
INTERFUND TRANSFERS IN								
From: Special Reserve Fund		8912	0.00	0.00	0.00	0.00	0.00	0.0%
From: Bond Interest and Redemption Fund		8914	0.00	0.00	0.00	0.00		
Other Authorized Interfund Transfers In		8919	0.00	0.00	0.00	0.00	0.00	0.0%
(a) TOTAL, INTERFUND TRANSFERS IN			0.00	0.00	0.00	0.00	0.00	0.0%
INTERFUND TRANSFERS OUT								
To: Child Development Fund		7611	4,469,893.00	0.00	0.00	0.00	0.00	0.0%
To: Special Reserve Fund		7612	0.00	0.00	0.00	0.00	0.00	0.0%
To: State School Building Fund/ County School Facilities Fund		7613	0.00	0.00	0.00	0.00	0.00	0.0%
To: Cafeteria Fund		7616	3,000,000.00	3,000,000.00	0.00	0.00	3,000,000.00	100.0%
Other Authorized Interfund Transfers Out		7619	2,003,973.00	2,003,973.00	2,003,973.00	2,003,973.00	0.00	0.0%
(b) TOTAL, INTERFUND TRANSFERS OUT			9,473,866.00	5,003,973.00	2,003,973.00	2,003,973.00	3,000,000.00	60.0%
OTHER SOURCES/USES								
SOURCES								
State Apportionments Emergency Apportionments		8931	0.00	0.00	0.00	0.00		
Proceeds								
Proceeds from Disposal of Capital Assets		8953	0.00	0.00	0.00	0.00	0.00	0.0%
Other Sources								
Transfers from Funds of Lapsed/Reorganized LEAs		8965	0.00	0.00	0.00	0.00	0.00	0.0%
Long-Term Debt Proceeds								
Proceeds from Certificates of Participation		8971	0.00	0.00	0.00	0.00	0.00	0.0%
Proceeds from Leases		8972	0.00	0.00	0.00	0.00	0.00	0.0%
Proceeds from Lease Revenue Bonds		8973	0.00	0.00	0.00	0.00	0.00	0.0%
All Other Financing Sources		8979	0.00	0.00	0.00	0.00	0.00	0.0%
(c) TOTAL, SOURCES			0.00	0.00	0.00	0.00	0.00	0.0%
USES								
Transfers of Funds from Lapsed/Reorganized LEAs		7651	0.00	0.00	0.00	0.00	0.00	0.0%
All Other Financing Uses		7699	0.00	0.00	0.00	0.00	0.00	0.0%
(d) TOTAL, USES			0.00	0.00	0.00	0.00	0.00	0.0%
CONTRIBUTIONS								
Contributions from Unrestricted Revenues		8980	55,721,854.00	54,262,946.00	2,460,721.00	56,175,182.00	1,912,236.00	3.5%
Contributions from Restricted Revenues		8990	0.00	0.00	0.00	0.00	0.00	0.0%
(e) TOTAL, CONTRIBUTIONS			55,721,854.00	54,262,946.00	2,460,721.00	56,175,182.00	1,912,236.00	3.5%
TOTAL, OTHER FINANCING SOURCES/USES (a - b + c - d + e)			46,247,988.00	49,258,973.00	456,748.00	54,171,209.00	(4,912,236.00)	10.0%

Description	Resource Codes	Object Codes	Original Budget (A)	Board Approved Operating Budget (B)	Actuals To Date (C)	Projected Year Totals (D)	Difference (Col B & D) (E)	% Diff (E/B) (F)
A. REVENUES								
1) LCFF Sources		8010-8099	382,665,618.00	385,768,354.00	216,831,919.76	385,482,009.00	(286,345.00)	-0.1%
2) Federal Revenue		8100-8299	35,945,821.00	112,750,169.00	41,545,815.04	111,662,497.00	(1,087,672.00)	-1.0%
3) Other State Revenue		8300-8599	72,393,512.00	85,166,690.00	47,185,765.89	91,014,975.00	5,848,285.00	6.9%
4) Other Local Revenue		8600-8799	6,084,743.00	8,524,057.00	3,114,690.21	8,457,809.00	(66,248.00)	-0.8%
5) TOTAL, REVENUES			497,089,694.00	592,209,270.00	308,678,190.90	596,617,290.00		
B. EXPENDITURES								
1) Certificated Salaries		1000-1999	202,069,350.00	231,780,191.00	133,449,728.29	236,438,982.00	(4,658,791.00)	-2.0%
2) Classified Salaries		2000-2999	72,058,010.00	83,657,560.00	52,368,122.91	89,437,578.00	(5,780,018.00)	-6.9%
3) Employee Benefits		3000-3999	155,110,635.00	161,835,993.00	74,560,415.29	164,625,364.00	(2,789,371.00)	-1.7%
4) Books and Supplies		4000-4999	72,825,635.00	56,996,093.00	10,805,138.35	51,871,842.24	5,124,250.76	9.0%
5) Services and Other Operating Expenditures		5000-5999	32,520,074.00	48,310,853.00	18,708,823.27	51,721,757.76	(3,410,904.76)	-7.1%
6) Capital Outlay		6000-6999	4,432,600.00	10,799,338.00	239,879.66	6,771,846.00	4,027,492.00	37.3%
7) Other Outgo (excluding Transfers of Indirect Costs)		7100-7299 7400-7499	1,010,455.00	1,011,455.00	667,177.17	1,166,583.00	(155,128.00)	-15.3%
8) Other Outgo - Transfers of Indirect Costs		7300-7399	(1,292,385.00)	(1,343,074.00)	(543,433.49)	(1,301,873.00)	(41,201.00)	3.1%
9) TOTAL, EXPENDITURES			538,734,374.00	593,048,409.00	290,255,851.45	600,732,080.00		
C. EXCESS (DEFICIENCY) OF REVENUES OVER EXPENDITURES BEFORE OTHER FINANCING SOURCES AND USES (A5 - B9)			(41,644,680.00)	(839,139.00)	18,422,339.45	(4,114,790.00)		
D. OTHER FINANCING SOURCES/USES								
1) Interfund Transfers								
a) Transfers In		8900-8929	0.00	500.00	1,000.00	1,000.00	500.00	100.0%
b) Transfers Out		7600-7629	11,697,521.00	7,052,628.00	2,052,628.00	4,052,628.00	3,000,000.00	42.5%
2) Other Sources/Uses								
a) Sources		8930-8979	0.00	0.00	0.00	0.00	0.00	0.0%
b) Uses		7630-7699	0.00	0.00	0.00	0.00	0.00	0.0%
3) Contributions		8980-8999	0.00	0.00	0.00	0.00	0.00	0.0%
4) TOTAL, OTHER FINANCING SOURCES/USES			(11,697,521.00)	(7,052,128.00)	(2,051,628.00)	(4,051,628.00)		

Description	Resource Codes	Object Codes	Original Budget (A)	Board Approved Operating Budget (B)	Actuals To Date (C)	Projected Year Totals (D)	Difference (Col B & D) (E)	% Diff (E/B) (F)
E. NET INCREASE (DECREASE) IN FUND BALANCE (C + D4)			(53,342,201.00)	(7,891,267.00)	16,370,711.45	(8,166,418.00)		
F. FUND BALANCE, RESERVES								
1) Beginning Fund Balance								
a) As of July 1 - Unaudited		9791	112,692,086.13	112,692,086.13		112,692,086.13	0.00	0.0%
b) Audit Adjustments		9793	0.00	0.00		0.00	0.00	0.0%
c) As of July 1 - Audited (F1a + F1b)			112,692,086.13	112,692,086.13		112,692,086.13		
d) Other Restatements		9795	0.00	0.00		0.00	0.00	0.0%
e) Adjusted Beginning Balance (F1c + F1d)			112,692,086.13	112,692,086.13		112,692,086.13		
2) Ending Balance, June 30 (E + F1e)			59,349,885.13	104,800,819.13		104,525,668.13		
Components of Ending Fund Balance								
a) Nonspendable								
Revolving Cash		9711	0.00	205,000.00		205,000.00		
Stores		9712	0.00	49,608.00		49,608.00		
Prepaid Items		9713	0.00	0.00		0.00		
All Others		9719	0.00	0.00		0.00		
b) Restricted		9740	25,105,164.90	23,864,070.90		24,635,165.90		
c) Committed								
Stabilization Arrangements		9750	0.00	0.00		0.00		
Other Commitments		9760	0.00	0.00		0.00		
d) Assigned								
Other Assignments		9780	14,426,808.00	28,646,996.00		29,181,395.00		
Strategic Plan	0000	9780	*762,000.00*					
Negotiations	0000	9780	*11,751,337.00*					
LCFF Supplemental	0000	9780	*1,913,471.00*					
LCFF Supplemental	0000	9780		*3,646,996.00*				
Future Bus Purchases	0000	9780		*10,000,000.00*				
Technology Upgrades	0000	9780		*10,000,000.00*				
Textbook Adoptions	0000	9780		*5,000,000.00*				
LCFF Supplemental	0000	9780				*4,181,395.00*		
Future Bus Purchases	0000	9780				*10,000,000.00*		
Technology Upgrades	0000	9780				*10,000,000.00*		
Textbook Adoptions	0000	9780				*5,000,000.00*		
e) Unassigned/Unappropriated								
Reserve for Economic Uncertainties		9789	11,010,000.00	12,002,021.00		12,095,694.16		
Unassigned/Unappropriated Amount		9790	8,807,912.23	40,033,123.23		38,358,805.07		

Description	Resource Codes	Object Codes	Original Budget (A)	Board Approved Operating Budget (B)	Actuals To Date (C)	Projected Year Totals (D)	Difference (Col B & D) (E)	% Diff (E/B) (F)
LCFF SOURCES								
Principal Apportionment State Aid - Current Year		8011	213,385,640.00	184,567,460.00	108,895,516.00	184,432,423.00	(135,037.00)	-0.1%
Education Protection Account State Aid - Current Year		8012	74,360,803.00	106,361,499.00	46,412,903.00	102,276,533.00	(4,084,966.00)	-3.8%
State Aid - Prior Years		8019	0.00	173,503.00	0.00	173,503.00	0.00	0.0%
Tax Relief Subventions Homeowners' Exemptions		8021	844,657.00	853,235.00	422,366.39	834,837.00	(18,398.00)	-2.2%
Timber Yield Tax		8022	0.00	28.00	0.00	0.00	(28.00)	-100.0%
Other Subventions/In-Lieu Taxes		8029	0.00	0.00	0.00	0.00	0.00	0.0%
County & District Taxes Secured Roll Taxes		8041	96,982,588.00	97,088,532.00	55,983,161.05	100,973,645.00	3,885,113.00	4.0%
Unsecured Roll Taxes		8042	2,963,916.00	3,511,452.00	3,447,615.70	3,511,452.00	0.00	0.0%
Prior Years' Taxes		8043	785,708.00	1,126,534.00	1,040,857.43	1,126,534.00	0.00	0.0%
Supplemental Taxes		8044	3,775,579.00	2,603,973.00	796,354.31	2,603,973.00	0.00	0.0%
Education Revenue Augmentation Fund (ERAF)		8045	15,251,608.00	15,130,520.00	11,543,378.69	16,301,435.00	1,170,915.00	7.7%
Community Redevelopment Funds (SB 617/699/1992)		8047	166,100.00	230,259.00	9,355.79	230,259.00	0.00	0.0%
Penalties and Interest from Delinquent Taxes		8048	0.00	0.00	0.00	0.00	0.00	0.0%
Miscellaneous Funds (EC 41604) Royalties and Bonuses		8081	0.00	0.00	0.00	0.00	0.00	0.0%
Other In-Lieu Taxes		8082	0.00	23,000.00	11,614.40	23,000.00	0.00	0.0%
Less: Non-LCFF (50%) Adjustment		8089	0.00	0.00	0.00	(11,500.00)	(11,500.00)	New
Subtotal, LCFF Sources			408,516,599.00	411,669,995.00	228,563,122.76	412,476,094.00	806,099.00	0.2%
LCFF Transfers								
Unrestricted LCFF Transfers - Current Year	0000	8091	0.00	0.00	0.00	0.00	0.00	0.0%
All Other LCFF Transfers - Current Year	All Other	8091	0.00	0.00	0.00	0.00	0.00	0.0%
Transfers to Charter Schools in Lieu of Property Taxes		8096	(28,003,183.00)	(27,963,256.00)	(11,731,203.00)	(29,055,700.00)	(1,092,444.00)	3.9%
Property Taxes Transfers		8097	2,152,202.00	2,061,615.00	0.00	2,061,615.00	0.00	0.0%
LCFF/Revenue Limit Transfers - Prior Years		8099	0.00	0.00	0.00	0.00	0.00	0.0%
TOTAL, LCFF SOURCES			382,665,618.00	385,768,354.00	216,831,919.76	385,482,009.00	(286,345.00)	-0.1%
FEDERAL REVENUE								
Maintenance and Operations		8110	0.00	0.00	0.00	0.00	0.00	0.0%
Special Education Entitlement		8181	9,902,405.00	10,889,250.00	596,204.00	10,554,198.00	(335,052.00)	-3.1%
Special Education Discretionary Grants		8182	1,173,850.00	1,373,544.00	68,617.00	1,309,880.00	(63,664.00)	-4.6%
Child Nutrition Programs		8220	0.00	0.00	0.00	0.00	0.00	0.0%
Donated Food Commodities		8221	0.00	0.00	0.00	0.00	0.00	0.0%
Forest Reserve Funds		8260	0.00	0.00	0.00	0.00	0.00	0.0%
Flood Control Funds		8270	0.00	0.00	0.00	0.00	0.00	0.0%
Wildlife Reserve Funds		8280	0.00	0.00	0.00	0.00	0.00	0.0%
FEMA		8281	0.00	0.00	0.00	0.00	0.00	0.0%
Interagency Contracts Between LEAs		8285	0.00	27,500.00	27,500.00	27,500.00	0.00	0.0%
Pass-Through Revenues from Federal Sources		8287	0.00	0.00	0.00	0.00	0.00	0.0%
Title I, Part A, Basic	3010	8290	18,080,386.00	18,245,238.00	6,399,051.00	22,190,317.00	3,945,079.00	21.6%
Title I, Part D, Local Delinquent Programs	3025	8290	0.00	0.00	0.00	0.00	0.00	0.0%
Title II, Part A, Supporting Effective Instruction	4035	8290	2,211,848.00	2,191,268.00	853,407.00	2,191,268.00	0.00	0.0%

Description	Resource Codes	Object Codes	Original Budget (A)	Board Approved Operating Budget (B)	Actuals To Date (C)	Projected Year Totals (D)	Difference (Col B & D) (E)	% Diff (E/B) (F)
Title III, Part A, Immigrant Student Program	4201	8290	469,009.00	206,119.00	206,118.74	206,119.00	0.00	0.0%
Title III, Part A, English Learner Program	4203	8290	675,990.00	839,446.00	261,787.65	839,446.00	0.00	0.0%
Public Charter Schools Grant Program (PCSGP)	4610	8290	0.00	0.00	0.00	0.00	0.00	0.0%
Other NCLB / Every Student Succeeds Act	3040, 3045, 3060, 3061, 3110, 3150, 3155, 3180, 3182, 4037, 4123, 4124, 4126, 4127, 4128, 5630	8290	2,005,230.00	2,726,062.00	1,212,583.08	3,457,920.00	731,858.00	26.8%
Career and Technical Education	3500-3599	8290	380,585.00	380,585.00	0.00	380,585.00	0.00	0.0%
All Other Federal Revenue	All Other	8290	1,046,518.00	75,871,157.00	31,920,546.57	70,505,264.00	(5,365,893.00)	-7.1%
TOTAL, FEDERAL REVENUE			35,945,821.00	112,750,169.00	41,545,815.04	111,662,497.00	(1,087,672.00)	-1.0%
OTHER STATE REVENUE								
Other State Apportionments								
ROC/P Entitlement Prior Years	6360	8319	0.00	0.00	0.00	0.00	0.00	0.0%
Special Education Master Plan Current Year	6500	8311	30,108,160.00	31,645,008.00	18,641,372.00	31,645,008.00	0.00	0.0%
Prior Years	6500	8319	98,515.00	(224,769.00)	(224,769.16)	(224,769.00)	0.00	0.0%
All Other State Apportionments - Current Year	All Other	8311	0.00	0.00	0.00	0.00	0.00	0.0%
All Other State Apportionments - Prior Years	All Other	8319	0.00	0.00	0.00	0.00	0.00	0.0%
Child Nutrition Programs		8520	0.00	0.00	0.00	0.00	0.00	0.0%
Mandated Costs Reimbursements		8550	1,562,514.00	1,586,970.00	1,586,970.00	1,436,427.00	(150,543.00)	-9.5%
Lottery - Unrestricted and Instructional Materia		8560	7,781,396.00	7,684,297.00	3,567,238.39	7,707,776.00	23,479.00	0.3%
Tax Relief Subventions Restricted Levies - Other								
Homeowners' Exemptions		8575	0.00	0.00	0.00	0.00	0.00	0.0%
Other Subventions/In-Lieu Taxes		8576	0.00	0.00	0.00	0.00	0.00	0.0%
Pass-Through Revenues from State Sources		8587	0.00	0.00	0.00	0.00	0.00	0.0%
After School Education and Safety (ASES)	6010	8590	3,934,500.00	5,130,959.00	237,317.00	5,179,976.00	49,017.00	1.0%
Charter School Facility Grant	6030	8590	0.00	0.00	0.00	0.00	0.00	0.0%
Career Technical Education Incentive Grant Program	6387	8590	1,035,060.00	1,259,571.00	1,046,001.00	1,259,571.00	0.00	0.0%
Drug/Alcohol/Tobacco Funds	6650, 6690, 6695	8590	348,799.00	348,799.00	174,399.50	348,799.00	0.00	0.0%
California Clean Energy Jobs Act	6230	8590	0.00	0.00	0.00	0.00	0.00	0.0%
Specialized Secondary	7370	8590	0.00	0.00	0.00	0.00	0.00	0.0%
American Indian Early Childhood Education	7210	8590	0.00	0.00	0.00	0.00	0.00	0.0%
All Other State Revenue	All Other	8590	27,524,568.00	37,735,855.00	22,157,237.16	43,662,187.00	5,926,332.00	15.7%
TOTAL, OTHER STATE REVENUE			72,393,512.00	85,166,690.00	47,185,765.89	91,014,975.00	5,848,285.00	6.9%

Description	Resource Codes	Object Codes	Original Budget (A)	Board Approved Operating Budget (B)	Actuals To Date (C)	Projected Year Totals (D)	Difference (Col B & D) (E)	% Diff (E/B) (F)
OTHER LOCAL REVENUE								
Other Local Revenue								
County and District Taxes								
Other Restricted Levies								
Secured Roll		8615	0.00	0.00	0.00	0.00	0.00	0.0%
Unsecured Roll		8616	0.00	0.00	0.00	0.00	0.00	0.0%
Prior Years' Taxes		8617	0.00	0.00	0.00	0.00	0.00	0.0%
Supplemental Taxes		8618	0.00	0.00	0.00	0.00	0.00	0.0%
Non-Ad Valorem Taxes								
Parcel Taxes		8621	0.00	0.00	0.00	0.00	0.00	0.0%
Other		8622	0.00	0.00	0.00	0.00	0.00	0.0%
Community Redevelopment Funds Not Subject to LCFF Deduction		8625	0.00	0.00	0.00	0.00	0.00	0.0%
Penalties and Interest from Delinquent Non-LCFF Taxes		8629	0.00	0.00	0.00	0.00	0.00	0.0%
Sales								
Sale of Equipment/Supplies		8631	0.00	0.00	0.00	0.00	0.00	0.0%
Sale of Publications		8632	0.00	0.00	0.00	0.00	0.00	0.0%
Food Service Sales		8634	0.00	0.00	0.00	0.00	0.00	0.0%
All Other Sales		8639	0.00	0.00	0.00	0.00	0.00	0.0%
Leases and Rentals		8650	0.00	0.00	0.00	0.00	0.00	0.0%
Interest		8660	500,000.00	500,000.00	122,326.14	500,000.00	0.00	0.0%
Net Increase (Decrease) in the Fair Value of Investments		8662	0.00	0.00	0.00	0.00	0.00	0.0%
Fees and Contracts								
Adult Education Fees		8671	0.00	0.00	0.00	0.00	0.00	0.0%
Non-Resident Students		8672	0.00	0.00	0.00	0.00	0.00	0.0%
Transportation Fees From Individuals		8675	0.00	0.00	0.00	0.00	0.00	0.0%
Interagency Services		8677	155,822.00	155,822.00	0.00	155,822.00	0.00	0.0%
Mitigation/Developer Fees		8681	0.00	0.00	0.00	0.00	0.00	0.0%
All Other Fees and Contracts		8689	838,535.00	850,520.00	334,609.59	756,121.00	(94,399.00)	-11.1%
Other Local Revenue								
Plus: Misc Funds Non-LCFF (50%) Adjustment		8691	0.00	0.00	0.00	11,500.00	11,500.00	New
Pass-Through Revenues From Local Sources		8697	0.00	0.00	0.00	0.00	0.00	0.0%
All Other Local Revenue		8699	4,258,356.00	6,608,566.00	2,580,635.48	6,625,217.00	16,651.00	0.3%
Tuition		8710	0.00	0.00	0.00	0.00	0.00	0.0%
All Other Transfers In		8781-8783	0.00	0.00	0.00	0.00	0.00	0.0%
Transfers Of Apportionments								
Special Education SELPA Transfers								
From Districts or Charter Schools	6500	8791	332,030.00	409,149.00	77,119.00	409,149.00	0.00	0.0%
From County Offices	6500	8792	0.00	0.00	0.00	0.00	0.00	0.0%
From JPAs	6500	8793	0.00	0.00	0.00	0.00	0.00	0.0%
ROC/P Transfers								
From Districts or Charter Schools	6360	8791	0.00	0.00	0.00	0.00	0.00	0.0%
From County Offices	6360	8792	0.00	0.00	0.00	0.00	0.00	0.0%
From JPAs	6360	8793	0.00	0.00	0.00	0.00	0.00	0.0%
Other Transfers of Apportionments								
From Districts or Charter Schools	All Other	8791	0.00	0.00	0.00	0.00	0.00	0.0%
From County Offices	All Other	8792	0.00	0.00	0.00	0.00	0.00	0.0%
From JPAs	All Other	8793	0.00	0.00	0.00	0.00	0.00	0.0%
All Other Transfers In from All Others		8799	0.00	0.00	0.00	0.00	0.00	0.0%
TOTAL, OTHER LOCAL REVENUE			6,084,743.00	8,524,057.00	3,114,690.21	8,457,809.00	(66,248.00)	-0.8%
TOTAL, REVENUES			497,089,694.00	592,209,270.00	308,678,190.90	596,617,290.00	4,408,020.00	0.7%

Description	Resource Codes	Object Codes	Original Budget (A)	Board Approved Operating Budget (B)	Actuals To Date (C)	Projected Year Totals (D)	Difference (Col B & D) (E)	% Diff (E/B) (F)
CERTIFICATED SALARIES								
Certificated Teachers' Salaries		1100	160,790,208.00	179,900,791.00	99,234,850.50	181,902,143.00	(2,001,352.00)	-1.1%
Certificated Pupil Support Salaries		1200	14,072,955.00	15,622,467.00	8,500,000.48	15,660,634.00	(38,167.00)	-0.2%
Certificated Supervisors' and Administrators' Salaries		1300	19,140,997.00	20,871,953.00	12,396,563.86	20,897,836.00	(25,883.00)	-0.1%
Other Certificated Salaries		1900	8,065,190.00	15,384,980.00	13,318,313.45	17,978,369.00	(2,593,389.00)	-16.9%
TOTAL, CERTIFICATED SALARIES			202,069,350.00	231,780,191.00	133,449,728.29	236,438,982.00	(4,658,791.00)	-2.0%
CLASSIFIED SALARIES								
Classified Instructional Salaries		2100	14,203,465.00	19,158,718.00	10,716,879.47	20,189,718.00	(1,031,000.00)	-5.4%
Classified Support Salaries		2200	28,200,871.00	29,620,358.00	16,278,546.49	28,840,750.00	779,608.00	2.6%
Classified Supervisors' and Administrators' Salaries		2300	8,572,332.00	9,195,973.00	5,285,716.83	9,173,609.00	22,364.00	0.2%
Clerical, Technical and Office Salaries		2400	18,044,763.00	18,445,009.00	10,518,389.42	18,337,929.00	107,080.00	0.6%
Other Classified Salaries		2900	3,036,579.00	7,237,502.00	9,568,590.70	12,895,572.00	(5,658,070.00)	-78.2%
TOTAL, CLASSIFIED SALARIES			72,058,010.00	83,657,560.00	52,368,122.91	89,437,578.00	(5,780,018.00)	-6.9%
EMPLOYEE BENEFITS								
STRS		3101-3102	54,440,314.00	58,846,762.00	20,154,600.03	58,350,921.00	495,841.00	0.8%
PERS		3201-3202	16,069,638.00	18,176,995.00	9,836,536.83	18,354,199.00	(177,204.00)	-1.0%
OASDI/Medicare/Alternative		3301-3302	8,201,695.00	9,833,785.00	5,936,904.49	10,573,525.00	(739,740.00)	-7.5%
Health and Welfare Benefits		3401-3402	58,461,493.00	56,121,632.00	27,321,707.49	57,672,981.00	(1,551,349.00)	-2.8%
Unemployment Insurance		3501-3502	3,331,483.00	1,654,613.00	930,510.33	1,716,312.00	(61,699.00)	-3.7%
Workers' Compensation		3601-3602	5,479,674.00	6,311,742.00	3,726,320.56	6,211,462.00	100,280.00	1.6%
OPEB, Allocated		3701-3702	5,778,549.00	6,506,123.00	4,009,739.03	6,976,090.00	(469,967.00)	-7.2%
OPEB, Active Employees		3751-3752	0.00	0.00	0.00	0.00	0.00	0.0%
Other Employee Benefits		3901-3902	3,347,789.00	4,384,341.00	2,644,096.53	4,769,874.00	(385,533.00)	-8.8%
TOTAL, EMPLOYEE BENEFITS			155,110,635.00	161,835,993.00	74,560,415.29	164,625,364.00	(2,789,371.00)	-1.7%
BOOKS AND SUPPLIES								
Approved Textbooks and Core Curricula Materials		4100	3,415,957.00	3,535,957.00	1,499,009.16	3,214,661.00	321,296.00	9.1%
Books and Other Reference Materials		4200	641,898.00	1,217,593.00	469,515.73	1,462,902.00	(245,309.00)	-20.1%
Materials and Supplies		4300	66,859,632.00	48,276,030.00	6,244,913.64	42,942,289.24	5,333,740.76	11.0%
Noncapitalized Equipment		4400	1,900,465.00	3,929,655.00	2,541,836.88	4,223,300.00	(293,645.00)	-7.5%
Food		4700	7,683.00	36,858.00	49,862.94	28,690.00	8,168.00	22.2%
TOTAL, BOOKS AND SUPPLIES			72,825,635.00	56,996,093.00	10,805,138.35	51,871,842.24	5,124,250.76	9.0%
SERVICES AND OTHER OPERATING EXPENDITURES								
Subagreements for Services		5100	6,504,649.00	8,211,351.00	2,928,075.93	9,101,384.00	(890,033.00)	-10.8%
Travel and Conferences		5200	839,388.00	897,515.00	198,846.47	907,829.00	(10,314.00)	-1.1%
Dues and Memberships		5300	219,215.00	228,394.00	173,522.98	265,086.00	(36,692.00)	-16.1%
Insurance		5400-5450	3,640,871.00	3,443,621.00	1,591,234.32	3,443,621.00	0.00	0.0%
Operations and Housekeeping Services		5500	7,427,674.00	7,813,920.00	4,131,181.96	8,102,416.00	(288,496.00)	-3.7%
Rentals, Leases, Repairs, and Noncapitalized Improvements		5600	1,190,599.00	1,225,783.00	363,433.12	1,073,971.00	151,812.00	12.4%
Transfers of Direct Costs		5710	0.00	0.00	0.00	0.00	0.00	0.0%
Transfers of Direct Costs - Interfund		5750	(5,941,532.00)	(5,775,793.00)	(1,940,454.45)	(5,849,401.00)	73,608.00	-1.3%
Professional/Consulting Services and Operating Expenditures		5800	16,885,619.00	29,011,352.00	10,251,918.29	31,707,344.76	(2,695,992.76)	-9.3%
Communications		5900	1,753,591.00	3,254,710.00	1,011,064.65	2,969,507.00	285,203.00	8.8%
TOTAL, SERVICES AND OTHER OPERATING EXPENDITURES			32,520,074.00	48,310,853.00	18,708,823.27	51,721,757.76	(3,410,904.76)	-7.1%

Description	Resource Codes	Object Codes	Original Budget (A)	Board Approved Operating Budget (B)	Actuals To Date (C)	Projected Year Totals (D)	Difference (Col B & D) (E)	% Diff (E/B) (F)
CAPITAL OUTLAY								
Land		6100	0.00	0.00	0.00	0.00	0.00	0.0%
Land Improvements		6170	0.00	2,500,000.00	0.00	0.00	2,500,000.00	100.0%
Buildings and Improvements of Buildings		6200	0.00	0.00	0.00	0.00	0.00	0.0%
Books and Media for New School Libraries or Major Expansion of School Libraries		6300	0.00	0.00	0.00	0.00	0.00	0.0%
Equipment		6400	0.00	3,830,934.00	204,076.19	2,219,275.00	1,611,659.00	42.1%
Equipment Replacement		6500	4,432,600.00	4,468,404.00	35,803.47	4,552,571.00	(84,167.00)	-1.9%
Lease Assets		6600	0.00	0.00	0.00	0.00	0.00	0.0%
TOTAL, CAPITAL OUTLAY			4,432,600.00	10,799,338.00	239,879.66	6,771,846.00	4,027,492.00	37.3%
OTHER OUTGO (excluding Transfers of Indirect Costs)								
Tuition								
Tuition for Instruction Under Interdistrict Attendance Agreements		7110	0.00	0.00	0.00	0.00	0.00	0.0%
State Special Schools		7130	0.00	0.00	107,406.00	107,406.00	(107,406.00)	New
Tuition, Excess Costs, and/or Deficit Payments								
Payments to Districts or Charter Schools		7141	0.00	1,000.00	1,000.00	1,000.00	0.00	0.0%
Payments to County Offices		7142	710,463.00	710,463.00	408,845.54	758,185.00	(47,722.00)	-6.7%
Payments to JPAs		7143	0.00	0.00	0.00	0.00	0.00	0.0%
Transfers of Pass-Through Revenues								
To Districts or Charter Schools		7211	0.00	0.00	0.00	0.00	0.00	0.0%
To County Offices		7212	0.00	0.00	0.00	0.00	0.00	0.0%
To JPAs		7213	0.00	0.00	0.00	0.00	0.00	0.0%
Special Education SELPA Transfers of Apportionments								
To Districts or Charter Schools	6500	7221	0.00	0.00	0.00	0.00	0.00	0.0%
To County Offices	6500	7222	0.00	0.00	0.00	0.00	0.00	0.0%
To JPAs	6500	7223	0.00	0.00	0.00	0.00	0.00	0.0%
ROC/P Transfers of Apportionments								
To Districts or Charter Schools	6360	7221	0.00	0.00	0.00	0.00	0.00	0.0%
To County Offices	6360	7222	0.00	0.00	0.00	0.00	0.00	0.0%
To JPAs	6360	7223	0.00	0.00	0.00	0.00	0.00	0.0%
Other Transfers of Apportionments	All Other	7221-7223	0.00	0.00	0.00	0.00	0.00	0.0%
All Other Transfers		7281-7283	0.00	0.00	0.00	0.00	0.00	0.0%
All Other Transfers Out to All Others		7299	0.00	0.00	0.00	0.00	0.00	0.0%
Debt Service								
Debt Service - Interest		7438	17,498.00	17,498.00	9,622.36	17,498.00	0.00	0.0%
Other Debt Service - Principal		7439	282,494.00	282,494.00	140,303.27	282,494.00	0.00	0.0%
TOTAL, OTHER OUTGO (excluding Transfers of Indirect Costs)			1,010,455.00	1,011,455.00	667,177.17	1,166,583.00	(155,128.00)	-15.3%
OTHER OUTGO - TRANSFERS OF INDIRECT COSTS								
Transfers of Indirect Costs		7310	0.00	0.00	0.00	0.00		
Transfers of Indirect Costs - Interfund		7350	(1,292,385.00)	(1,343,074.00)	(543,433.49)	(1,301,873.00)	(41,201.00)	3.1%
TOTAL, OTHER OUTGO - TRANSFERS OF INDIRECT COSTS			(1,292,385.00)	(1,343,074.00)	(543,433.49)	(1,301,873.00)	(41,201.00)	3.1%
TOTAL, EXPENDITURES			538,734,374.00	593,048,409.00	290,255,851.45	600,732,080.00	(7,683,671.00)	-1.3%

Description	Resource Codes	Object Codes	Original Budget (A)	Board Approved Operating Budget (B)	Actuals To Date (C)	Projected Year Totals (D)	Difference (Col B & D) (E)	% Diff (E/B) (F)
INTERFUND TRANSFERS								
INTERFUND TRANSFERS IN								
From: Special Reserve Fund		8912	0.00	0.00	0.00	0.00	0.00	0.0%
From: Bond Interest and Redemption Fund		8914	0.00	0.00	0.00	0.00	0.00	0.0%
Other Authorized Interfund Transfers In		8919	0.00	500.00	1,000.00	1,000.00	500.00	100.0%
(a) TOTAL, INTERFUND TRANSFERS IN			0.00	500.00	1,000.00	1,000.00	500.00	100.0%
INTERFUND TRANSFERS OUT								
To: Child Development Fund		7611	4,469,893.00	0.00	0.00	0.00	0.00	0.0%
To: Special Reserve Fund		7612	0.00	0.00	0.00	0.00	0.00	0.0%
To: State School Building Fund/ County School Facilities Fund		7613	0.00	0.00	0.00	0.00	0.00	0.0%
To: Cafeteria Fund		7616	3,175,000.00	3,000,000.00	0.00	0.00	3,000,000.00	100.0%
Other Authorized Interfund Transfers Out		7619	4,052,628.00	4,052,628.00	2,052,628.00	4,052,628.00	0.00	0.0%
(b) TOTAL, INTERFUND TRANSFERS OUT			11,697,521.00	7,052,628.00	2,052,628.00	4,052,628.00	3,000,000.00	42.5%
OTHER SOURCES/USES								
SOURCES								
State Apportionments Emergency Apportionments		8931	0.00	0.00	0.00	0.00	0.00	0.0%
Proceeds								
Proceeds from Disposal of Capital Assets		8953	0.00	0.00	0.00	0.00	0.00	0.0%
Other Sources								
Transfers from Funds of Lapsed/Reorganized LEAs		8965	0.00	0.00	0.00	0.00	0.00	0.0%
Long-Term Debt Proceeds								
Proceeds from Certificates of Participation		8971	0.00	0.00	0.00	0.00	0.00	0.0%
Proceeds from Leases		8972	0.00	0.00	0.00	0.00	0.00	0.0%
Proceeds from Lease Revenue Bonds		8973	0.00	0.00	0.00	0.00	0.00	0.0%
All Other Financing Sources		8979	0.00	0.00	0.00	0.00	0.00	0.0%
(c) TOTAL, SOURCES			0.00	0.00	0.00	0.00	0.00	0.0%
USES								
Transfers of Funds from Lapsed/Reorganized LEAs		7651	0.00	0.00	0.00	0.00	0.00	0.0%
All Other Financing Uses		7699	0.00	0.00	0.00	0.00	0.00	0.0%
(d) TOTAL, USES			0.00	0.00	0.00	0.00	0.00	0.0%
CONTRIBUTIONS								
Contributions from Unrestricted Revenues		8980	0.00	0.00	0.00	0.00		
Contributions from Restricted Revenues		8990	0.00	0.00	0.00	0.00		
(e) TOTAL, CONTRIBUTIONS			0.00	0.00	0.00	0.00	0.00	0.0%
TOTAL, OTHER FINANCING SOURCES/USES (a - b + c - d + e)			(11,697,521.00)	(7,052,128.00)	(2,051,628.00)	(4,051,628.00)	(3,000,500.00)	-42.5%

Resource	Description	2021-22 Projected Year Totals
5640	Medi-Cal Billing Option	686,985.61
6300	Lottery: Instructional Materials	122,740.00
6536	Special Ed: Dispute Prevention and Dispute	376,123.00
6537	Special Ed: Learning Recovery Support	1,995,511.00
7085	Learning Communities for School Success P	110,698.00
7311	Classified School Employee Professional De	196,232.00
7426	Expanded Learning Opportunities (ELO) Gra	300,780.00
8150	Ongoing & Major Maintenance Account (RM/	7,015,529.00
9010	Other Restricted Local	13,830,567.29
Total, Restricted Balance		24,635,165.90

Description	Resource Codes	Object Codes	Original Budget (A)	Board Approved Operating Budget (B)	Actuals To Date (C)	Projected Year Totals (D)	Difference (Col B & D) (E)	% Diff Column B & D (F)
A. REVENUES								
1) LCFF Sources		8010-8099	0.00	0.00	0.00	0.00	0.00	0.0%
2) Federal Revenue		8100-8299	0.00	0.00	0.00	0.00	0.00	0.0%
3) Other State Revenue		8300-8599	0.00	0.00	0.00	0.00	0.00	0.0%
4) Other Local Revenue		8600-8799	0.00	0.00	0.00	0.00	0.00	0.0%
5) TOTAL, REVENUES			0.00	0.00	0.00	0.00		
B. EXPENDITURES								
1) Certificated Salaries		1000-1999	0.00	0.00	0.00	0.00	0.00	0.0%
2) Classified Salaries		2000-2999	0.00	0.00	0.00	0.00	0.00	0.0%
3) Employee Benefits		3000-3999	0.00	0.00	0.00	0.00	0.00	0.0%
4) Books and Supplies		4000-4999	0.00	0.00	0.00	0.00	0.00	0.0%
5) Services and Other Operating Expenditures		5000-5999	0.00	0.00	0.00	0.00	0.00	0.0%
6) Capital Outlay		6000-6999	0.00	0.00	0.00	0.00	0.00	0.0%
7) Other Outgo (excluding Transfers of Indirect Costs)		7100-7299, 7400-7499	0.00	0.00	0.00	0.00	0.00	0.0%
8) Other Outgo - Transfers of Indirect Costs		7300-7399	0.00	0.00	0.00	0.00	0.00	0.0%
9) TOTAL, EXPENDITURES			0.00	0.00	0.00	0.00		
C. EXCESS (DEFICIENCY) OF REVENUES OVER EXPENDITURES BEFORE OTHER FINANCING SOURCES AND USES (A5 - B9)			0.00	0.00	0.00	0.00		
D. OTHER FINANCING SOURCES/USES								
1) Interfund Transfers								
a) Transfers In		8900-8929	0.00	0.00	0.00	0.00	0.00	0.0%
b) Transfers Out		7600-7629	0.00	0.00	0.00	0.00	0.00	0.0%
2) Other Sources/Uses								
a) Sources		8930-8979	0.00	0.00	0.00	0.00	0.00	0.0%
b) Uses		7630-7699	0.00	0.00	0.00	0.00	0.00	0.0%
3) Contributions		8980-8999	0.00	0.00	0.00	0.00	0.00	0.0%
4) TOTAL, OTHER FINANCING SOURCES/USES			0.00	0.00	0.00	0.00		

Description	Resource Codes	Object Codes	Original Budget (A)	Board Approved Operating Budget (B)	Actuals To Date (C)	Projected Year Totals (D)	Difference (Col B & D) (E)	% Diff Column B & D (F)
E. NET INCREASE (DECREASE) IN FUND BALANCE (C + D4)			0.00	0.00	0.00	0.00		
F. FUND BALANCE, RESERVES								
1) Beginning Fund Balance								
a) As of July 1 - Unaudited		9791	1,920,238.36	1,920,238.36		1,920,238.36	0.00	0.0%
b) Audit Adjustments		9793	0.00	0.00		0.00	0.00	0.0%
c) As of July 1 - Audited (F1a + F1b)			1,920,238.36	1,920,238.36		1,920,238.36		
d) Other Restatements		9795	0.00	0.00		0.00	0.00	0.0%
e) Adjusted Beginning Balance (F1c + F1d)			1,920,238.36	1,920,238.36		1,920,238.36		
2) Ending Balance, June 30 (E + F1e)			1,920,238.36	1,920,238.36		1,920,238.36		
Components of Ending Fund Balance								
a) Nonspendable								
Revolving Cash		9711	0.00	0.00		0.00		
Stores		9712	0.00	0.00		0.00		
Prepaid Items		9713	0.00	0.00		0.00		
All Others		9719	0.00	0.00		0.00		
b) Restricted		9740	1,920,238.36	1,920,238.36		1,920,238.36		
c) Committed								
Stabilization Arrangements		9750	0.00	0.00		0.00		
Other Commitments		9760	0.00	0.00		0.00		
d) Assigned								
Other Assignments		9780	0.00	0.00		0.00		
e) Unassigned/Unappropriated								
Reserve for Economic Uncertainties		9789	0.00	0.00		0.00		
Unassigned/Unappropriated Amount		9790	0.00	0.00		0.00		

Description	Resource Codes	Object Codes	Original Budget (A)	Board Approved Operating Budget (B)	Actuals To Date (C)	Projected Year Totals (D)	Difference (Col B & D) (E)	% Diff Column B & D (F)
REVENUES								
Sale of Equipment and Supplies		8631	0.00	0.00	0.00	0.00	0.00	0.0%
All Other Sales		8639	0.00	0.00	0.00	0.00	0.00	0.0%
Interest		8660	0.00	0.00	0.00	0.00	0.00	0.0%
All Other Fees and Contracts		8689	0.00	0.00	0.00	0.00	0.00	0.0%
All Other Local Revenue		8699	0.00	0.00	0.00	0.00	0.00	0.0%
TOTAL, REVENUES			0.00	0.00	0.00	0.00		
CERTIFICATED SALARIES								
Certificated Teachers' Salaries		1100	0.00	0.00	0.00	0.00	0.00	0.0%
Certificated Pupil Support Salaries		1200	0.00	0.00	0.00	0.00	0.00	0.0%
Certificated Supervisors' and Administrators' Salaries		1300	0.00	0.00	0.00	0.00	0.00	0.0%
Other Certificated Salaries		1900	0.00	0.00	0.00	0.00	0.00	0.0%
TOTAL, CERTIFICATED SALARIES			0.00	0.00	0.00	0.00	0.00	0.0%
CLASSIFIED SALARIES								
Classified Instructional Salaries		2100	0.00	0.00	0.00	0.00	0.00	0.0%
Classified Support Salaries		2200	0.00	0.00	0.00	0.00	0.00	0.0%
Classified Supervisors' and Administrators' Salaries		2300	0.00	0.00	0.00	0.00	0.00	0.0%
Clerical, Technical and Office Salaries		2400	0.00	0.00	0.00	0.00	0.00	0.0%
Other Classified Salaries		2900	0.00	0.00	0.00	0.00	0.00	0.0%
TOTAL, CLASSIFIED SALARIES			0.00	0.00	0.00	0.00	0.00	0.0%
EMPLOYEE BENEFITS								
STRS		3101-3102	0.00	0.00	0.00	0.00	0.00	0.0%
PERS		3201-3202	0.00	0.00	0.00	0.00	0.00	0.0%
OASDI/Medicare/Alternative		3301-3302	0.00	0.00	0.00	0.00	0.00	0.0%
Health and Welfare Benefits		3401-3402	0.00	0.00	0.00	0.00	0.00	0.0%
Unemployment Insurance		3501-3502	0.00	0.00	0.00	0.00	0.00	0.0%
Workers' Compensation		3601-3602	0.00	0.00	0.00	0.00	0.00	0.0%
OPEB, Allocated		3701-3702	0.00	0.00	0.00	0.00	0.00	0.0%
OPEB, Active Employees		3751-3752	0.00	0.00	0.00	0.00	0.00	0.0%
Other Employee Benefits		3901-3902	0.00	0.00	0.00	0.00	0.00	0.0%
TOTAL, EMPLOYEE BENEFITS			0.00	0.00	0.00	0.00	0.00	0.0%
BOOKS AND SUPPLIES								
Materials and Supplies		4300	0.00	0.00	0.00	0.00	0.00	0.0%
Noncapitalized Equipment		4400	0.00	0.00	0.00	0.00	0.00	0.0%
TOTAL, BOOKS AND SUPPLIES			0.00	0.00	0.00	0.00	0.00	0.0%
SERVICES AND OTHER OPERATING EXPENDITURES								
Subagreements for Services		5100	0.00	0.00	0.00	0.00	0.00	0.0%
Dues and Memberships		5300	0.00	0.00	0.00	0.00	0.00	0.0%
Insurance		5400-5450	0.00	0.00	0.00	0.00	0.00	0.0%
Rentals, Leases, Repairs, and Noncapitalized Improvements		5600	0.00	0.00	0.00	0.00	0.00	0.0%
Transfers of Direct Costs - Interfund		5750	0.00	0.00	0.00	0.00	0.00	0.0%
Professional/Consulting Services and Operating Expenditures		5800	0.00	0.00	0.00	0.00	0.00	0.0%
TOTAL, SERVICES AND OTHER OPERATING EXPENDITURES			0.00	0.00	0.00	0.00	0.00	0.0%

Description	Resource Codes	Object Codes	Original Budget (A)	Board Approved Operating Budget (B)	Actuals To Date (C)	Projected Year Totals (D)	Difference (Col B & D) (E)	% Diff Column B & D (F)
CAPITAL OUTLAY								
Equipment		6400	0.00	0.00	0.00	0.00	0.00	0.0%
Equipment Replacement		6500	0.00	0.00	0.00	0.00	0.00	0.0%
Lease Assets		6600	0.00	0.00	0.00	0.00	0.00	0.0%
TOTAL, CAPITAL OUTLAY			0.00	0.00	0.00	0.00	0.00	0.0%
OTHER OUTGO - TRANSFERS OF INDIRECT COSTS								
Transfers of Indirect Costs - Interfund		7350	0.00	0.00	0.00	0.00	0.00	0.0%
TOTAL, OTHER OUTGO - TRANSFERS OF INDIRECT COSTS			0.00	0.00	0.00	0.00	0.00	0.0%
TOTAL, EXPENDITURES			0.00	0.00	0.00	0.00		
INTERFUND TRANSFERS								
INTERFUND TRANSFERS IN								
Other Authorized Interfund Transfers In		8919	0.00	0.00	0.00	0.00	0.00	0.0%
(a) TOTAL, INTERFUND TRANSFERS IN			0.00	0.00	0.00	0.00	0.00	0.0%
INTERFUND TRANSFERS OUT								
Other Authorized Interfund Transfers Out		7619	0.00	0.00	0.00	0.00	0.00	0.0%
(b) TOTAL, INTERFUND TRANSFERS OUT			0.00	0.00	0.00	0.00	0.00	0.0%
OTHER SOURCES/USES								
SOURCES								
Proceeds from Disposal of Capital Assets		8953	0.00	0.00	0.00	0.00	0.00	0.0%
Transfers from Funds of Lapsed/Reorganized LEAs		8965	0.00	0.00	0.00	0.00	0.00	0.0%
Proceeds from Leases		8972	0.00	0.00	0.00	0.00	0.00	0.0%
(c) TOTAL, SOURCES			0.00	0.00	0.00	0.00	0.00	0.0%
USES								
Transfers of Funds from Lapsed/Reorganized LEAs		7651	0.00	0.00	0.00	0.00	0.00	0.0%
(d) TOTAL, USES			0.00	0.00	0.00	0.00	0.00	0.0%
CONTRIBUTIONS								
Contributions from Unrestricted Revenues		8980	0.00	0.00	0.00	0.00	0.00	0.0%
Contributions from Restricted Revenues		8990	0.00	0.00	0.00	0.00	0.00	0.0%
(e) TOTAL, CONTRIBUTIONS			0.00	0.00	0.00	0.00	0.00	0.0%
TOTAL, OTHER FINANCING SOURCES/USES (a - b + c - d + e)			0.00	0.00	0.00	0.00		

Resource	Description	2021/22 Projected Year Totals
8210	Student Activity Funds	1,920,238.36
Total, Restricted Balance		1,920,238.36

Description	Resource Codes	Object Codes	Original Budget (A)	Board Approved Operating Budget (B)	Actuals To Date (C)	Projected Year Totals (D)	Difference (Col B & D) (E)	% Diff Column B & D (F)
A. REVENUES								
1) LCFF Sources		8010-8099	2,980,858.00	2,680,588.00	1,426,495.00	2,202,624.00	(477,964.00)	-17.8%
2) Federal Revenue		8100-8299	116,427.00	0.00	1,354.48	0.00	0.00	0.0%
3) Other State Revenue		8300-8599	333,525.00	347,696.00	60,505.97	394,079.00	46,383.00	13.3%
4) Other Local Revenue		8600-8799	5,252.00	5,252.00	2,333.00	5,252.00	0.00	0.0%
5) TOTAL, REVENUES			3,436,062.00	3,033,536.00	1,490,688.45	2,601,955.00		
B. EXPENDITURES								
1) Certificated Salaries		1000-1999	1,462,348.00	1,540,779.00	795,044.05	1,587,575.00	(46,796.00)	-3.0%
2) Classified Salaries		2000-2999	280,818.00	277,333.00	90,852.11	196,083.00	81,250.00	29.3%
3) Employee Benefits		3000-3999	879,732.00	925,440.00	357,114.74	938,864.00	(13,424.00)	-1.5%
4) Books and Supplies		4000-4999	254,090.00	85,633.00	17,769.62	69,206.00	16,427.00	19.2%
5) Services and Other Operating Expenditures		5000-5999	457,070.00	501,851.00	97,581.13	376,445.00	125,406.00	25.0%
6) Capital Outlay		6000-6999	0.00	0.00	0.00	0.00	0.00	0.0%
7) Other Outgo (excluding Transfers of Indirect Costs)		7100-7299, 7400-7499	0.00	0.00	0.00	0.00	0.00	0.0%
8) Other Outgo - Transfers of Indirect Costs		7300-7399	9,638.00	6,604.00	0.00	6,604.00	0.00	0.0%
9) TOTAL, EXPENDITURES			3,343,696.00	3,337,640.00	1,358,361.65	3,174,777.00		
C. EXCESS (DEFICIENCY) OF REVENUES OVER EXPENDITURES BEFORE OTHER FINANCING SOURCES AND USES (A5 - B9)			92,366.00	(304,104.00)	132,326.80	(572,822.00)		
D. OTHER FINANCING SOURCES/USES								
1) Interfund Transfers								
a) Transfers In		8900-8929	0.00	0.00	0.00	0.00	0.00	0.0%
b) Transfers Out		7600-7629	237,324.00	237,824.00	208,292.09	238,324.00	(500.00)	-0.2%
2) Other Sources/Uses								
a) Sources		8930-8979	0.00	0.00	0.00	0.00	0.00	0.0%
b) Uses		7630-7699	0.00	0.00	0.00	0.00	0.00	0.0%
3) Contributions		8980-8999	0.00	0.00	0.00	0.00	0.00	0.0%
4) TOTAL, OTHER FINANCING SOURCES/USES			(237,324.00)	(237,824.00)	(208,292.09)	(238,324.00)		

Description	Resource Codes	Object Codes	Original Budget (A)	Board Approved Operating Budget (B)	Actuals To Date (C)	Projected Year Totals (D)	Difference (Col B & D) (E)	% Diff Column B & D (F)
E. NET INCREASE (DECREASE) IN FUND BALANCE (C + D4)			(144,958.00)	(541,928.00)	(75,965.29)	(811,146.00)		
F. FUND BALANCE, RESERVES								
1) Beginning Fund Balance								
a) As of July 1 - Unaudited		9791	1,496,172.76	1,496,172.76		1,496,172.76	0.00	0.0%
b) Audit Adjustments		9793	0.00	0.00		0.00	0.00	0.0%
c) As of July 1 - Audited (F1a + F1b)			1,496,172.76	1,496,172.76		1,496,172.76		
d) Other Restatements		9795	0.00	0.00		0.00	0.00	0.0%
e) Adjusted Beginning Balance (F1c + F1d)			1,496,172.76	1,496,172.76		1,496,172.76		
2) Ending Balance, June 30 (E + F1e)			1,351,214.76	954,244.76		685,026.76		
Components of Ending Fund Balance								
a) Nonspendable								
Revolving Cash		9711	0.00	0.00		0.00		
Stores		9712	0.00	0.00		0.00		
Prepaid Items		9713	0.00	0.00		0.00		
All Others		9719	0.00	0.00		0.00		
b) Restricted		9740	235,204.18	235,204.18		281,587.18		
c) Committed								
Stabilization Arrangements		9750	0.00	0.00		0.00		
Other Commitments		9760	0.00	0.00		0.00		
d) Assigned								
Other Assignments		9780	1,116,010.58	719,040.58		403,439.58		
LCFF Revenue	0000	9780	*892,808.46*					
Reserve for Economic Uncertainties	0000	9780	*223,202.12*					
LCFF Revenue	0000	9780		*575,232.46*				
Reserve for Economic Uncertainties	0000	9780		*143,808.12*				
LCFF Revenue	0000	9780				*322,751.66*		
Reserve for Economic Uncertainties	0000	9780				*80,687.92*		
e) Unassigned/Unappropriated								
Reserve for Economic Uncertainties		9789	0.00	0.00		0.00		
Unassigned/Unappropriated Amount		9790	0.00	0.00		0.00		

Description	Resource Codes	Object Codes	Original Budget (A)	Board Approved Operating Budget (B)	Actuals To Date (C)	Projected Year Totals (D)	Difference (Col B & D) (E)	% Diff Column B & D (F)
LCFF SOURCES								
Principal Apportionment								
State Aid - Current Year		8011	1,623,848.00	980,768.00	671,947.00	927,588.00	(53,180.00)	-5.4%
Education Protection Account State Aid - Current Year		8012	652,552.00	800,496.00	399,925.00	733,315.00	(67,181.00)	-8.4%
State Aid - Prior Years		8019	0.00	351,169.00	96,569.00	1,681.00	(349,488.00)	-99.5%
LCFF Transfers								
Unrestricted LCFF Transfers - Current Year	0000	8091	0.00	0.00	0.00	0.00	0.00	0.0%
All Other LCFF Transfers - Current Year	All Other	8091	0.00	0.00	0.00	0.00	0.00	0.0%
Transfers to Charter Schools in Lieu of Property Taxes		8096	704,458.00	548,155.00	258,054.00	540,040.00	(8,115.00)	-1.5%
Property Taxes Transfers		8097	0.00	0.00	0.00	0.00	0.00	0.0%
LCFF/Revenue Limit Transfers - Prior Years		8099	0.00	0.00	0.00	0.00	0.00	0.0%
TOTAL, LCFF SOURCES			2,980,858.00	2,680,588.00	1,426,495.00	2,202,624.00	(477,964.00)	-17.8%
FEDERAL REVENUE								
Maintenance and Operations		8110	0.00	0.00	0.00	0.00	0.00	0.0%
Special Education Entitlement		8181	0.00	0.00	0.00	0.00	0.00	0.0%
Special Education Discretionary Grants		8182	0.00	0.00	0.00	0.00	0.00	0.0%
Child Nutrition Programs		8220	0.00	0.00	0.00	0.00	0.00	0.0%
Donated Food Commodities		8221	0.00	0.00	0.00	0.00	0.00	0.0%
Interagency Contracts Between LEAs		8285	0.00	0.00	0.00	0.00	0.00	0.0%
Title I, Part A, Basic	3010	8290	0.00	0.00	0.00	0.00	0.00	0.0%
Title I, Part D, Local Delinquent Programs	3025	8290	0.00	0.00	0.00	0.00	0.00	0.0%
Title II, Part A, Supporting Effective Instruction	4035	8290	0.00	0.00	0.00	0.00	0.00	0.0%
Title III, Part A, Immigrant Student Program	4201	8290	0.00	0.00	0.00	0.00	0.00	0.0%
Title III, Part A, English Learner Program	4203	8290	0.00	0.00	0.00	0.00	0.00	0.0%
Public Charter Schools Grant Program (PCSGP)	4610	8290	0.00	0.00	0.00	0.00	0.00	0.0%
Other NCLB / Every Student Succeeds Act	3040, 3045, 3060, 3061, 3150, 3155, 3180, 3182, 4037,4124, 4126, 4127, 4128, 5630	8290	116,427.00	0.00	1,354.48	0.00	0.00	0.0%
Career and Technical Education	3500-3599	8290	0.00	0.00	0.00	0.00	0.00	0.0%
All Other Federal Revenue	All Other	8290	0.00	0.00	0.00	0.00	0.00	0.0%
TOTAL, FEDERAL REVENUE			116,427.00	0.00	1,354.48	0.00	0.00	0.0%
OTHER STATE REVENUE								
Other State Apportionments								
Special Education Master Plan Current Year	6500	8311	119,747.00	134,647.00	74,054.00	134,647.00	0.00	0.0%
Prior Years	6500	8319	0.00	0.00	0.00	0.00	0.00	0.0%
All Other State Apportionments - Current Year	All Other	8311	0.00	0.00	0.00	0.00	0.00	0.0%
All Other State Apportionments - Prior Years	All Other	8319	0.00	0.00	0.00	0.00	0.00	0.0%
Child Nutrition Programs		8520	0.00	0.00	0.00	0.00	0.00	0.0%
Mandated Costs Reimbursements		8550	11,065.00	15,634.00	11,277.00	15,634.00	0.00	0.0%
Lottery - Unrestricted and Instructional Materials		8560	54,437.00	49,139.00	29,818.97	49,139.00	0.00	0.0%
After School Education and Safety (ASES)	6010	8590	0.00	0.00	0.00	0.00	0.00	0.0%

Description	Resource Codes	Object Codes	Original Budget (A)	Board Approved Operating Budget (B)	Actuals To Date (C)	Projected Year Totals (D)	Difference (Col B & D) (E)	% Diff Column B & D (F)
Charter School Facility Grant	6030	8590	0.00	0.00	0.00	0.00	0.00	0.0%
Drug/Alcohol/Tobacco Funds	6690, 6695	8590	0.00	0.00	0.00	0.00	0.00	0.0%
California Clean Energy Jobs Act	6230	8590	0.00	0.00	0.00	0.00	0.00	0.0%
Career Technical Education Incentive Grant Program	6387	8590	0.00	0.00	0.00	0.00	0.00	0.0%
Specialized Secondary	7370	8590	0.00	0.00	0.00	0.00	0.00	0.0%
All Other State Revenue	All Other	8590	148,276.00	148,276.00	(54,644.00)	194,659.00	46,383.00	31.3%
TOTAL, OTHER STATE REVENUE			333,525.00	347,696.00	60,505.97	394,079.00	46,383.00	13.3%
OTHER LOCAL REVENUE								
Sales								
Sale of Equipment/Supplies		8631	0.00	0.00	0.00	0.00	0.00	0.0%
Sale of Publications		8632	0.00	0.00	0.00	0.00	0.00	0.0%
Food Service Sales		8634	0.00	0.00	0.00	0.00	0.00	0.0%
All Other Sales		8639	0.00	0.00	0.00	0.00	0.00	0.0%
Leases and Rentals		8650	0.00	0.00	0.00	0.00	0.00	0.0%
Interest		8660	5,252.00	5,252.00	2,333.00	5,252.00	0.00	0.0%
Net Increase (Decrease) in the Fair Value of Investments		8662	0.00	0.00	0.00	0.00	0.00	0.0%
Fees and Contracts								
Child Development Parent Fees		8673	0.00	0.00	0.00	0.00	0.00	0.0%
Transportation Fees From Individuals		8675	0.00	0.00	0.00	0.00	0.00	0.0%
Interagency Services		8677	0.00	0.00	0.00	0.00	0.00	0.0%
All Other Fees and Contracts		8689	0.00	0.00	0.00	0.00	0.00	0.0%
Other Local Revenue								
All Other Local Revenue		8699	0.00	0.00	0.00	0.00	0.00	0.0%
Tuition		8710	0.00	0.00	0.00	0.00	0.00	0.0%
All Other Transfers In		8781-8783	0.00	0.00	0.00	0.00	0.00	0.0%
Transfers of Apportionments								
Special Education SELPA Transfers								
From Districts or Charter Schools	6500	8791	0.00	0.00	0.00	0.00	0.00	0.0%
From County Offices	6500	8792	0.00	0.00	0.00	0.00	0.00	0.0%
From JPAs	6500	8793	0.00	0.00	0.00	0.00	0.00	0.0%
Other Transfers of Apportionments								
From Districts or Charter Schools	All Other	8791	0.00	0.00	0.00	0.00	0.00	0.0%
From County Offices	All Other	8792	0.00	0.00	0.00	0.00	0.00	0.0%
From JPAs	All Other	8793	0.00	0.00	0.00	0.00	0.00	0.0%
All Other Transfers In from All Others		8799	0.00	0.00	0.00	0.00	0.00	0.0%
TOTAL, OTHER LOCAL REVENUE			5,252.00	5,252.00	2,333.00	5,252.00	0.00	0.0%
TOTAL, REVENUES			3,436,062.00	3,033,536.00	1,490,688.45	2,601,955.00		

Description	Resource Codes	Object Codes	Original Budget (A)	Board Approved Operating Budget (B)	Actuals To Date (C)	Projected Year Totals (D)	Difference (Col B & D) (E)	% Diff Column B & D (F)
CERTIFICATED SALARIES								
Certificated Teachers' Salaries		1100	1,010,630.00	1,114,931.00	579,462.01	1,188,244.00	(73,313.00)	-6.6%
Certificated Pupil Support Salaries		1200	137,813.00	107,213.00	38,286.68	74,550.00	32,663.00	30.5%
Certificated Supervisors' and Administrators' Salaries		1300	251,674.00	256,404.00	149,569.00	265,471.00	(9,067.00)	-3.5%
Other Certificated Salaries		1900	62,231.00	62,231.00	27,726.36	59,310.00	2,921.00	4.7%
TOTAL, CERTIFICATED SALARIES			1,462,348.00	1,540,779.00	795,044.05	1,587,575.00	(46,796.00)	-3.0%
CLASSIFIED SALARIES								
Classified Instructional Salaries		2100	149,305.00	129,047.00	5,175.92	32,270.00	96,777.00	75.0%
Classified Support Salaries		2200	0.00	48,179.00	28,919.61	54,553.00	(6,374.00)	-13.2%
Classified Supervisors' and Administrators' Salaries		2300	0.00	0.00	0.00	0.00	0.00	0.0%
Clerical, Technical and Office Salaries		2400	131,513.00	100,107.00	56,756.58	109,260.00	(9,153.00)	-9.1%
Other Classified Salaries		2900	0.00	0.00	0.00	0.00	0.00	0.0%
TOTAL, CLASSIFIED SALARIES			280,818.00	277,333.00	90,852.11	196,083.00	81,250.00	29.3%
EMPLOYEE BENEFITS								
STRS		3101-3102	388,986.00	393,909.00	112,428.99	419,261.00	(25,352.00)	-6.4%
PERS		3201-3202	58,258.00	106,239.00	50,152.11	94,549.00	11,690.00	11.0%
OASDI/Medicare/Alternative		3301-3302	42,718.00	53,854.00	25,707.66	52,157.00	1,697.00	3.2%
Health and Welfare Benefits		3401-3402	307,061.00	290,272.00	126,438.55	294,486.00	(4,214.00)	-1.5%
Unemployment Insurance		3501-3502	18,252.00	8,689.00	4,441.00	8,993.00	(304.00)	-3.5%
Workers' Compensation		3601-3602	34,906.00	33,304.00	17,763.51	31,018.00	2,286.00	6.9%
OPEB, Allocated		3701-3702	10,663.00	4,981.00	2,318.33	4,376.00	605.00	12.1%
OPEB, Active Employees		3751-3752	0.00	0.00	0.00	0.00	0.00	0.0%
Other Employee Benefits		3901-3902	18,888.00	34,192.00	17,864.59	34,024.00	168.00	0.5%
TOTAL, EMPLOYEE BENEFITS			879,732.00	925,440.00	357,114.74	938,864.00	(13,424.00)	-1.5%
BOOKS AND SUPPLIES								
Approved Textbooks and Core Curricula Materials		4100	11,606.00	11,261.00	0.00	11,261.00	0.00	0.0%
Books and Other Reference Materials		4200	3,498.00	2,670.00	196.95	2,670.00	0.00	0.0%
Materials and Supplies		4300	226,512.00	59,228.00	16,255.11	53,873.00	5,355.00	9.0%
Noncapitalized Equipment		4400	12,474.00	12,474.00	1,317.56	1,402.00	11,072.00	88.8%
Food		4700	0.00	0.00	0.00	0.00	0.00	0.0%
TOTAL, BOOKS AND SUPPLIES			254,090.00	85,633.00	17,769.62	69,206.00	16,427.00	19.2%
SERVICES AND OTHER OPERATING EXPENDITURES								
Subagreements for Services		5100	0.00	0.00	0.00	0.00	0.00	0.0%
Travel and Conferences		5200	17,998.00	18,047.00	2,099.63	3,292.00	14,755.00	81.8%
Dues and Memberships		5300	2,593.00	2,593.00	1,212.10	1,533.00	1,060.00	40.9%
Insurance		5400-5450	0.00	0.00	0.00	0.00	0.00	0.0%
Operations and Housekeeping Services		5500	0.00	0.00	0.00	0.00	0.00	0.0%
Rentals, Leases, Repairs, and Noncapitalized Improvements		5600	1,176.00	1,176.00	0.00	0.00	1,176.00	100.0%
Transfers of Direct Costs		5710	0.00	0.00	0.00	0.00	0.00	0.0%
Transfers of Direct Costs - Interfund		5750	182,220.00	181,720.00	1,442.36	181,720.00	0.00	0.0%
Professional/Consulting Services and Operating Expenditures		5800	252,249.00	296,881.00	92,569.70	188,466.00	108,415.00	36.5%
Communications		5900	834.00	1,434.00	257.34	1,434.00	0.00	0.0%
TOTAL, SERVICES AND OTHER OPERATING EXPENDITURES			457,070.00	501,851.00	97,581.13	376,445.00	125,406.00	25.0%

Description	Resource Codes	Object Codes	Original Budget (A)	Board Approved Operating Budget (B)	Actuals To Date (C)	Projected Year Totals (D)	Difference (Col B & D) (E)	% Diff Column B & D (F)
CAPITAL OUTLAY								
Land		6100	0.00	0.00	0.00	0.00	0.00	0.0%
Land Improvements		6170	0.00	0.00	0.00	0.00	0.00	0.0%
Buildings and Improvements of Buildings		6200	0.00	0.00	0.00	0.00	0.00	0.0%
Books and Media for New School Libraries or Major Expansion of School Libraries		6300	0.00	0.00	0.00	0.00	0.00	0.0%
Equipment		6400	0.00	0.00	0.00	0.00	0.00	0.0%
Equipment Replacement		6500	0.00	0.00	0.00	0.00	0.00	0.0%
Lease Assets		6600	0.00	0.00	0.00	0.00	0.00	0.0%
TOTAL, CAPITAL OUTLAY			0.00	0.00	0.00	0.00	0.00	0.0%
OTHER OUTGO (excluding Transfers of Indirect Costs)								
Tuition								
Tuition for Instruction Under Interdistrict Attendance Agreements		7110	0.00	0.00	0.00	0.00	0.00	0.0%
Tuition, Excess Costs, and/or Deficit Payments								
Payments to Districts or Charter Schools		7141	0.00	0.00	0.00	0.00	0.00	0.0%
Payments to County Offices		7142	0.00	0.00	0.00	0.00	0.00	0.0%
Payments to JPAs		7143	0.00	0.00	0.00	0.00	0.00	0.0%
Other Transfers Out								
All Other Transfers		7281-7283	0.00	0.00	0.00	0.00	0.00	0.0%
All Other Transfers Out to All Others		7299	0.00	0.00	0.00	0.00	0.00	0.0%
Debt Service								
Debt Service - Interest		7438	0.00	0.00	0.00	0.00	0.00	0.0%
Other Debt Service - Principal		7439	0.00	0.00	0.00	0.00	0.00	0.0%
TOTAL, OTHER OUTGO (excluding Transfers of Indirect Costs)			0.00	0.00	0.00	0.00	0.00	0.0%
OTHER OUTGO - TRANSFERS OF INDIRECT COSTS								
Transfers of Indirect Costs		7310	0.00	0.00	0.00	0.00	0.00	0.0%
Transfers of Indirect Costs - Interfund		7350	9,638.00	6,604.00	0.00	6,604.00	0.00	0.0%
TOTAL, OTHER OUTGO - TRANSFERS OF INDIRECT COSTS			9,638.00	6,604.00	0.00	6,604.00	0.00	0.0%
TOTAL, EXPENDITURES			3,343,696.00	3,337,640.00	1,358,361.65	3,174,777.00		

Description	Resource Codes	Object Codes	Original Budget (A)	Board Approved Operating Budget (B)	Actuals To Date (C)	Projected Year Totals (D)	Difference (Col B & D) (E)	% Diff Column B & D (F)
INTERFUND TRANSFERS								
INTERFUND TRANSFERS IN								
Other Authorized Interfund Transfers In		8919	0.00	0.00	0.00	0.00	0.00	0.0%
(a) TOTAL, INTERFUND TRANSFERS IN			0.00	0.00	0.00	0.00	0.00	0.0%
INTERFUND TRANSFERS OUT								
Other Authorized Interfund Transfers Out		7619	237,324.00	237,824.00	208,292.09	238,324.00	(500.00)	-0.2%
(b) TOTAL, INTERFUND TRANSFERS OUT			237,324.00	237,824.00	208,292.09	238,324.00	(500.00)	-0.2%
OTHER SOURCES/USES								
SOURCES								
Other Sources								
Transfers from Funds of Lapsed/Reorganized LEAs		8965	0.00	0.00	0.00	0.00	0.00	0.0%
Long-Term Debt Proceeds								
Proceeds from Leases		8972	0.00	0.00	0.00	0.00	0.00	0.0%
All Other Financing Sources		8979	0.00	0.00	0.00	0.00	0.00	0.0%
(c) TOTAL, SOURCES			0.00	0.00	0.00	0.00	0.00	0.0%
USES								
Transfers of Funds from Lapsed/Reorganized LEAs		7651	0.00	0.00	0.00	0.00	0.00	0.0%
All Other Financing Uses		7699	0.00	0.00	0.00	0.00	0.00	0.0%
(d) TOTAL, USES			0.00	0.00	0.00	0.00	0.00	0.0%
CONTRIBUTIONS								
Contributions from Unrestricted Revenues		8980	0.00	0.00	0.00	0.00	0.00	0.0%
Contributions from Restricted Revenues		8990	0.00	0.00	0.00	0.00	0.00	0.0%
(e) TOTAL, CONTRIBUTIONS			0.00	0.00	0.00	0.00	0.00	0.0%
TOTAL, OTHER FINANCING SOURCES/USES (a - b + c - d + e)			(237,324.00)	(237,824.00)	(208,292.09)	(238,324.00)		

Resource	Description	2021/22 Projected Year Totals
6266	Educator Effectiveness, FY 2021-22	46,383.00
6300	Lottery: Instructional Materials	23,273.21
7425	Expanded Learning Opportunities (ELO) Grant	91,225.00
7426	Expanded Learning Opportunities (ELO) Grant: Paraprofessi	9,802.00
9010	Other Restricted Local	110,903.97
Total, Restricted Balance		281,587.18

Description	Resource Codes	Object Codes	Original Budget (A)	Board Approved Operating Budget (B)	Actuals To Date (C)	Projected Year Totals (D)	Difference (Col B & D) (E)	% Diff Column B & D (F)
A. REVENUES								
1) LCFF Sources		8010-8099	0.00	0.00	0.00	0.00	0.00	0.0%
2) Federal Revenue		8100-8299	0.00	0.00	0.00	0.00	0.00	0.0%
3) Other State Revenue		8300-8599	4,970,677.00	5,434,089.00	2,962,115.50	5,434,089.00	0.00	0.0%
4) Other Local Revenue		8600-8799	0.00	0.00	0.00	0.00	0.00	0.0%
5) TOTAL, REVENUES			4,970,677.00	5,434,089.00	2,962,115.50	5,434,089.00		
B. EXPENDITURES								
1) Certificated Salaries		1000-1999	0.00	0.00	0.00	0.00	0.00	0.0%
2) Classified Salaries		2000-2999	0.00	0.00	0.00	0.00	0.00	0.0%
3) Employee Benefits		3000-3999	0.00	0.00	0.00	0.00	0.00	0.0%
4) Books and Supplies		4000-4999	0.00	0.00	0.00	0.00	0.00	0.0%
5) Services and Other Operating Expenditures		5000-5999	0.00	0.00	0.00	0.00	0.00	0.0%
6) Capital Outlay		6000-6999	0.00	0.00	0.00	0.00	0.00	0.0%
7) Other Outgo (excluding Transfers of Indirect Costs)		7100-7299, 7400-7499	4,970,677.00	5,434,089.00	2,962,115.50	5,434,089.00	0.00	0.0%
8) Other Outgo - Transfers of Indirect Costs		7300-7399	0.00	0.00	0.00	0.00	0.00	0.0%
9) TOTAL, EXPENDITURES			4,970,677.00	5,434,089.00	2,962,115.50	5,434,089.00		
C. EXCESS (DEFICIENCY) OF REVENUES OVER EXPENDITURES BEFORE OTHER FINANCING SOURCES AND USES (A5 - B9)			0.00	0.00	0.00	0.00		
D. OTHER FINANCING SOURCES/USES								
1) Interfund Transfers								
a) Transfers In		8900-8929	0.00	0.00	0.00	0.00	0.00	0.0%
b) Transfers Out		7600-7629	0.00	0.00	0.00	0.00	0.00	0.0%
2) Other Sources/Uses								
a) Sources		8930-8979	0.00	0.00	0.00	0.00	0.00	0.0%
b) Uses		7630-7699	0.00	0.00	0.00	0.00	0.00	0.0%
3) Contributions		8980-8999	0.00	0.00	0.00	0.00	0.00	0.0%
4) TOTAL, OTHER FINANCING SOURCES/USES			0.00	0.00	0.00	0.00		

Description	Resource Codes	Object Codes	Original Budget (A)	Board Approved Operating Budget (B)	Actuals To Date (C)	Projected Year Totals (D)	Difference (Col B & D) (E)	% Diff Column B & D (F)
E. NET INCREASE (DECREASE) IN FUND BALANCE (C + D4)			0.00	0.00	0.00	0.00		
F. FUND BALANCE, RESERVES								
1) Beginning Fund Balance								
a) As of July 1 - Unaudited		9791	0.00	0.00		0.00	0.00	0.0%
b) Audit Adjustments		9793	0.00	0.00		0.00	0.00	0.0%
c) As of July 1 - Audited (F1a + F1b)			0.00	0.00		0.00		
d) Other Restatements		9795	0.00	0.00		0.00	0.00	0.0%
e) Adjusted Beginning Balance (F1c + F1d)			0.00	0.00		0.00		
2) Ending Balance, June 30 (E + F1e)			0.00	0.00		0.00		
Components of Ending Fund Balance								
a) Nonspendable								
Revolving Cash		9711	0.00	0.00		0.00		
Stores		9712	0.00	0.00		0.00		
Prepaid Items		9713	0.00	0.00		0.00		
All Others		9719	0.00	0.00		0.00		
b) Restricted		9740	0.00	0.00		0.00		
c) Committed								
Stabilization Arrangements		9750	0.00	0.00		0.00		
Other Commitments		9760	0.00	0.00		0.00		
d) Assigned								
Other Assignments		9780	0.00	0.00		0.00		
e) Unassigned/Unappropriated								
Reserve for Economic Uncertainties		9789	0.00	0.00		0.00		
Unassigned/Unappropriated Amount		9790	0.00	0.00		0.00		

Description	Resource Codes	Object Codes	Original Budget (A)	Board Approved Operating Budget (B)	Actuals To Date (C)	Projected Year Totals (D)	Difference (Col B & D) (E)	% Diff Column B & D (F)
LCFF SOURCES								
LCFF Transfers								
Property Taxes Transfers		8097	0.00	0.00	0.00	0.00	0.00	0.0%
TOTAL, LCFF SOURCES			0.00	0.00	0.00	0.00	0.00	0.0%
FEDERAL REVENUE								
Pass-Through Revenues From Federal Sources		8287	0.00	0.00	0.00	0.00	0.00	0.0%
TOTAL, FEDERAL REVENUE			0.00	0.00	0.00	0.00	0.00	0.0%
OTHER STATE REVENUE								
Other State Apportionments								
Special Education Master Plan Current Year	6500	8311	4,602,188.00	5,050,676.00	2,777,871.00	5,050,676.00	0.00	0.0%
Prior Years	6500	8319	0.00	0.00	0.00	0.00	0.00	0.0%
All Other State Apportionments - Current Year	All Other	8311	0.00	0.00	0.00	0.00	0.00	0.0%
All Other State Apportionments - Prior Years	All Other	8319	0.00	0.00	0.00	0.00	0.00	0.0%
Pass-Through Revenues from State Sources		8587	368,489.00	383,413.00	184,244.50	383,413.00	0.00	0.0%
TOTAL, OTHER STATE REVENUE			4,970,677.00	5,434,089.00	2,962,115.50	5,434,089.00	0.00	0.0%
OTHER LOCAL REVENUE								
Interest		8660	0.00	0.00	0.00	0.00	0.00	0.0%
Net Increase (Decrease) in the Fair Value of Investments		8662	0.00	0.00	0.00	0.00	0.00	0.0%
Other Local Revenue								
Pass-Through Revenues From Local Sources		8697	0.00	0.00	0.00	0.00	0.00	0.0%
Transfers of Apportionments								
From Districts or Charter Schools		8791	0.00	0.00	0.00	0.00	0.00	0.0%
From County Offices		8792	0.00	0.00	0.00	0.00	0.00	0.0%
From JPAs		8793	0.00	0.00	0.00	0.00	0.00	0.0%
TOTAL, OTHER LOCAL REVENUE			0.00	0.00	0.00	0.00	0.00	0.0%
TOTAL, REVENUES			4,970,677.00	5,434,089.00	2,962,115.50	5,434,089.00		
OTHER OUTGO (excluding Transfers of Indirect Costs)								
Other Transfers Out								
Transfers of Pass-Through Revenues To Districts or Charter Schools		7211	368,489.00	383,413.00	184,244.50	383,413.00	0.00	0.0%
To County Offices		7212	0.00	0.00	0.00	0.00	0.00	0.0%
To JPAs		7213	0.00	0.00	0.00	0.00	0.00	0.0%
Special Education SELPA Transfers of Apportionments To Districts or Charter Schools	6500	7221	4,602,188.00	5,050,676.00	2,777,871.00	5,050,676.00	0.00	0.0%
To County Offices	6500	7222	0.00	0.00	0.00	0.00	0.00	0.0%
To JPAs	6500	7223	0.00	0.00	0.00	0.00	0.00	0.0%
Other Transfers of Apportionments	All Other	7221-7223	0.00	0.00	0.00	0.00	0.00	0.0%
All Other Transfers		7281-7283	0.00	0.00	0.00	0.00	0.00	0.0%
All Other Transfers Out to All Others		7299	0.00	0.00	0.00	0.00	0.00	0.0%
TOTAL, OTHER OUTGO (excluding Transfers of Indirect Costs)			4,970,677.00	5,434,089.00	2,962,115.50	5,434,089.00	0.00	0.0%
TOTAL, EXPENDITURES			4,970,677.00	5,434,089.00	2,962,115.50	5,434,089.00		

Resource	Description	2021/22 Projected Year Totals
Total, Restricted Balance		0.00

Description	Resource Codes	Object Codes	Original Budget (A)	Board Approved Operating Budget (B)	Actuals To Date (C)	Projected Year Totals (D)	Difference (Col B & D) (E)	% Diff Column B & D (F)
A. REVENUES								
1) LCFF Sources		8010-8099	0.00	0.00	0.00	0.00	0.00	0.0%
2) Federal Revenue		8100-8299	413,613.00	440,319.00	94,736.00	440,319.00	0.00	0.0%
3) Other State Revenue		8300-8599	2,927,372.00	3,266,892.00	1,456,696.00	3,266,892.00	0.00	0.0%
4) Other Local Revenue		8600-8799	156,000.00	156,000.00	28,889.68	156,000.00	0.00	0.0%
5) TOTAL, REVENUES			3,496,985.00	3,863,211.00	1,580,321.68	3,863,211.00		
B. EXPENDITURES								
1) Certificated Salaries		1000-1999	1,089,560.00	1,118,048.00	528,664.96	1,130,846.00	(12,798.00)	-1.1%
2) Classified Salaries		2000-2999	311,649.00	305,392.00	165,124.17	338,519.00	(33,127.00)	-10.8%
3) Employee Benefits		3000-3999	697,611.00	679,372.00	244,721.87	662,003.00	17,369.00	2.6%
4) Books and Supplies		4000-4999	212,751.00	438,185.00	61,529.95	271,644.00	166,541.00	38.0%
5) Services and Other Operating Expenditures		5000-5999	1,029,113.00	1,155,086.00	513,960.33	1,293,071.00	(137,985.00)	-11.9%
6) Capital Outlay		6000-6999	0.00	0.00	0.00	0.00	0.00	0.0%
7) Other Outgo (excluding Transfers of Indirect Costs)		7100-7299, 7400-7499	0.00	0.00	0.00	0.00	0.00	0.0%
8) Other Outgo - Transfers of Indirect Costs		7300-7399	56,825.00	67,652.00	0.00	67,652.00	0.00	0.0%
9) TOTAL, EXPENDITURES			3,397,509.00	3,763,735.00	1,514,001.28	3,763,735.00		
C. EXCESS (DEFICIENCY) OF REVENUES OVER EXPENDITURES BEFORE OTHER FINANCING SOURCES AND USES (A5 - B9)			99,476.00	99,476.00	66,320.40	99,476.00		
D. OTHER FINANCING SOURCES/USES								
1) Interfund Transfers								
a) Transfers In		8900-8929	0.00	0.00	0.00	0.00	0.00	0.0%
b) Transfers Out		7600-7629	93,476.00	93,476.00	93,476.00	93,476.00	0.00	0.0%
2) Other Sources/Uses								
a) Sources		8930-8979	0.00	0.00	0.00	0.00	0.00	0.0%
b) Uses		7630-7699	0.00	0.00	0.00	0.00	0.00	0.0%
3) Contributions		8980-8999	0.00	0.00	0.00	0.00	0.00	0.0%
4) TOTAL, OTHER FINANCING SOURCES/USES			(93,476.00)	(93,476.00)	(93,476.00)	(93,476.00)		

Description	Resource Codes	Object Codes	Original Budget (A)	Board Approved Operating Budget (B)	Actuals To Date (C)	Projected Year Totals (D)	Difference (Col B & D) (E)	% Diff Column B & D (F)
E. NET INCREASE (DECREASE) IN FUND BALANCE (C + D4)			6,000.00	6,000.00	(27,155.60)	6,000.00		
F. FUND BALANCE, RESERVES								
1) Beginning Fund Balance								
a) As of July 1 - Unaudited		9791	2,288,486.70	2,288,486.70		2,288,486.70	0.00	0.0%
b) Audit Adjustments		9793	0.00	0.00		0.00	0.00	0.0%
c) As of July 1 - Audited (F1a + F1b)			2,288,486.70	2,288,486.70		2,288,486.70		
d) Other Restatements		9795	0.00	0.00		0.00	0.00	0.0%
e) Adjusted Beginning Balance (F1c + F1d)			2,288,486.70	2,288,486.70		2,288,486.70		
2) Ending Balance, June 30 (E + F1e)			2,294,486.70	2,294,486.70		2,294,486.70		
Components of Ending Fund Balance								
a) Nonspendable								
Revolving Cash		9711	0.00	0.00		0.00		
Stores		9712	0.00	0.00		0.00		
Prepaid Items		9713	0.00	0.00		0.00		
All Others		9719	0.00	0.00		0.00		
b) Restricted		9740	2,243,716.72	2,243,716.72		2,243,716.72		
c) Committed								
Stabilization Arrangements		9750	0.00	0.00		0.00		
Other Commitments		9760	0.00	0.00		0.00		
d) Assigned								
Other Assignments		9780	50,769.98	50,769.98		50,769.98		
Other Assignments	0000	9780	*50,769.98*					
Other Assignments	0000	9780		*50,769.98*				
Other Assignments	0000	9780				*50,769.98*		
e) Unassigned/Unappropriated								
Reserve for Economic Uncertainties		9789	0.00	0.00		0.00		
Unassigned/Unappropriated Amount		9790	0.00	0.00		0.00		

Description	Resource Codes	Object Codes	Original Budget (A)	Board Approved Operating Budget (B)	Actuals To Date (C)	Projected Year Totals (D)	Difference (Col B & D) (E)	% Diff Column B & D (F)
LCFF SOURCES								
LCFF Transfers								
LCFF Transfers - Current Year		8091	0.00	0.00	0.00	0.00	0.00	0.0%
LCFF/Revenue Limit Transfers - Prior Years		8099	0.00	0.00	0.00	0.00	0.00	0.0%
TOTAL, LCFF SOURCES			0.00	0.00	0.00	0.00	0.00	0.0%
FEDERAL REVENUE								
Interagency Contracts Between LEAs		8285	0.00	0.00	0.00	0.00	0.00	0.0%
Pass-Through Revenues From Federal Sources		8287	0.00	0.00	0.00	0.00	0.00	0.0%
Career and Technical Education	3500-3599	8290	7,181.00	12,075.00	0.00	12,075.00	0.00	0.0%
All Other Federal Revenue	All Other	8290	406,432.00	428,244.00	94,736.00	428,244.00	0.00	0.0%
TOTAL, FEDERAL REVENUE			413,613.00	440,319.00	94,736.00	440,319.00	0.00	0.0%
OTHER STATE REVENUE								
Other State Apportionments								
All Other State Apportionments - Current Year		8311	824,513.00	866,762.00	520,057.00	866,762.00	0.00	0.0%
All Other State Apportionments - Prior Years		8319	0.00	0.00	0.00	0.00	0.00	0.0%
Pass-Through Revenues from State Sources		8587	0.00	0.00	0.00	0.00	0.00	0.0%
Adult Education Program	6391	8590	1,663,611.00	1,960,882.00	936,639.00	1,960,882.00	0.00	0.0%
All Other State Revenue	All Other	8590	439,248.00	439,248.00	0.00	439,248.00	0.00	0.0%
TOTAL, OTHER STATE REVENUE			2,927,372.00	3,266,892.00	1,456,696.00	3,266,892.00	0.00	0.0%
OTHER LOCAL REVENUE								
Sales								
Sale of Equipment/Supplies		8631	0.00	0.00	0.00	0.00	0.00	0.0%
Leases and Rentals		8650	0.00	0.00	0.00	0.00	0.00	0.0%
Interest		8660	6,000.00	6,000.00	3,111.00	6,000.00	0.00	0.0%
Net Increase (Decrease) in the Fair Value of Investments		8662	0.00	0.00	0.00	0.00	0.00	0.0%
Fees and Contracts								
Adult Education Fees		8671	150,000.00	150,000.00	25,778.68	150,000.00	0.00	0.0%
Interagency Services		8677	0.00	0.00	0.00	0.00	0.00	0.0%
Other Local Revenue								
All Other Local Revenue		8699	0.00	0.00	0.00	0.00	0.00	0.0%
Tuition		8710	0.00	0.00	0.00	0.00	0.00	0.0%
TOTAL, OTHER LOCAL REVENUE			156,000.00	156,000.00	28,889.68	156,000.00	0.00	0.0%
TOTAL, REVENUES			3,496,985.00	3,863,211.00	1,580,321.68	3,863,211.00		

Description	Resource Codes	Object Codes	Original Budget (A)	Board Approved Operating Budget (B)	Actuals To Date (C)	Projected Year Totals (D)	Difference (Col B & D) (E)	% Diff Column B & D (F)
CERTIFICATED SALARIES								
Certificated Teachers' Salaries		1100	632,398.00	721,572.00	331,839.63	719,509.00	2,063.00	0.3%
Certificated Pupil Support Salaries		1200	29,310.00	33,572.00	13,538.69	32,904.00	668.00	2.0%
Certificated Supervisors' and Administrators' Salaries		1300	278,196.00	269,909.00	134,212.56	270,770.00	(861.00)	-0.3%
Other Certificated Salaries		1900	149,656.00	92,995.00	49,074.08	107,663.00	(14,668.00)	-15.8%
TOTAL, CERTIFICATED SALARIES			1,089,560.00	1,118,048.00	528,664.96	1,130,846.00	(12,798.00)	-1.1%
CLASSIFIED SALARIES								
Classified Instructional Salaries		2100	102,882.00	97,519.00	51,034.94	121,667.00	(24,148.00)	-24.8%
Classified Support Salaries		2200	0.00	12,000.00	16,386.76	25,000.00	(13,000.00)	-108.3%
Classified Supervisors' and Administrators' Salaries		2300	0.00	0.00	0.00	0.00	0.00	0.0%
Clerical, Technical and Office Salaries		2400	196,767.00	195,873.00	97,702.47	191,852.00	4,021.00	2.1%
Other Classified Salaries		2900	12,000.00	0.00	0.00	0.00	0.00	0.0%
TOTAL, CLASSIFIED SALARIES			311,649.00	305,392.00	165,124.17	338,519.00	(33,127.00)	-10.8%
EMPLOYEE BENEFITS								
STRS		3101-3102	288,452.00	290,950.00	68,250.60	281,560.00	9,390.00	3.2%
PERS		3201-3202	65,656.00	63,579.00	31,593.33	69,064.00	(5,485.00)	-8.6%
OASDI/Medicare/Alternative		3301-3302	39,020.00	38,743.00	19,790.69	41,631.00	(2,888.00)	-7.5%
Health and Welfare Benefits		3401-3402	215,242.00	193,735.00	81,845.22	180,222.00	13,513.00	7.0%
Unemployment Insurance		3501-3502	17,239.00	10,720.00	3,487.40	8,411.00	2,309.00	21.5%
Workers' Compensation		3601-3602	28,024.00	29,544.00	13,948.50	26,752.00	2,792.00	9.5%
OPEB, Allocated		3701-3702	28,421.00	29,553.00	14,311.05	30,099.00	(546.00)	-1.8%
OPEB, Active Employees		3751-3752	0.00	0.00	0.00	0.00	0.00	0.0%
Other Employee Benefits		3901-3902	15,557.00	22,548.00	11,495.08	24,264.00	(1,716.00)	-7.6%
TOTAL, EMPLOYEE BENEFITS			697,611.00	679,372.00	244,721.87	662,003.00	17,369.00	2.6%
BOOKS AND SUPPLIES								
Approved Textbooks and Core Curricula Materials		4100	0.00	0.00	0.00	0.00	0.00	0.0%
Books and Other Reference Materials		4200	16,633.00	15,142.00	3,197.34	18,763.00	(3,621.00)	-23.9%
Materials and Supplies		4300	182,262.00	383,489.00	33,509.61	221,617.00	161,872.00	42.2%
Noncapitalized Equipment		4400	13,856.00	39,554.00	24,823.00	31,264.00	8,290.00	21.0%
TOTAL, BOOKS AND SUPPLIES			212,751.00	438,185.00	61,529.95	271,644.00	166,541.00	38.0%

Description	Resource Codes	Object Codes	Original Budget (A)	Board Approved Operating Budget (B)	Actuals To Date (C)	Projected Year Totals (D)	Difference (Col B & D) (E)	% Diff Column B & D (F)
SERVICES AND OTHER OPERATING EXPENDITURES								
Subagreements for Services		5100	10,000.00	10,000.00	0.00	10,000.00	0.00	0.0%
Travel and Conferences		5200	2,563.00	32,152.00	0.00	32,218.00	(66.00)	-0.2%
Dues and Memberships		5300	2,120.00	2,320.00	750.00	2,320.00	0.00	0.0%
Insurance		5400-5450	0.00	0.00	0.00	0.00	0.00	0.0%
Operations and Housekeeping Services		5500	0.00	0.00	0.00	0.00	0.00	0.0%
Rentals, Leases, Repairs, and Noncapitalized Improvements		5600	6,415.00	11,212.00	4,796.67	11,212.00	0.00	0.0%
Transfers of Direct Costs		5710	0.00	0.00	0.00	0.00	0.00	0.0%
Transfers of Direct Costs - Interfund		5750	104,492.00	104,396.00	104,396.00	104,396.00	0.00	0.0%
Professional/Consulting Services and Operating Expenditures		5800	877,523.00	969,006.00	380,822.20	1,104,172.00	(135,166.00)	-13.9%
Communications		5900	26,000.00	26,000.00	23,195.46	28,753.00	(2,753.00)	-10.6%
TOTAL, SERVICES AND OTHER OPERATING EXPENDITURES			1,029,113.00	1,155,086.00	513,960.33	1,293,071.00	(137,985.00)	-11.9%
CAPITAL OUTLAY								
Land		6100	0.00	0.00	0.00	0.00	0.00	0.0%
Land Improvements		6170	0.00	0.00	0.00	0.00	0.00	0.0%
Buildings and Improvements of Buildings		6200	0.00	0.00	0.00	0.00	0.00	0.0%
Equipment		6400	0.00	0.00	0.00	0.00	0.00	0.0%
Equipment Replacement		6500	0.00	0.00	0.00	0.00	0.00	0.0%
Lease Assets		6600	0.00	0.00	0.00	0.00	0.00	0.0%
TOTAL, CAPITAL OUTLAY			0.00	0.00	0.00	0.00	0.00	0.0%
OTHER OUTGO (excluding Transfers of Indirect Costs)								
Tuition								
Tuition, Excess Costs, and/or Deficit Payments								
Payments to Districts or Charter Schools		7141	0.00	0.00	0.00	0.00	0.00	0.0%
Payments to County Offices		7142	0.00	0.00	0.00	0.00	0.00	0.0%
Payments to JPAs		7143	0.00	0.00	0.00	0.00	0.00	0.0%
Other Transfers Out								
Transfers of Pass-Through Revenues								
To Districts or Charter Schools		7211	0.00	0.00	0.00	0.00	0.00	0.0%
To County Offices		7212	0.00	0.00	0.00	0.00	0.00	0.0%
To JPAs		7213	0.00	0.00	0.00	0.00	0.00	0.0%
Debt Service								
Debt Service - Interest		7438	0.00	0.00	0.00	0.00	0.00	0.0%
Other Debt Service - Principal		7439	0.00	0.00	0.00	0.00	0.00	0.0%
TOTAL, OTHER OUTGO (excluding Transfers of Indirect Costs)			0.00	0.00	0.00	0.00	0.00	0.0%
OTHER OUTGO - TRANSFERS OF INDIRECT COSTS								
Transfers of Indirect Costs - Interfund		7350	56,825.00	67,652.00	0.00	67,652.00	0.00	0.0%
TOTAL, OTHER OUTGO - TRANSFERS OF INDIRECT COSTS			56,825.00	67,652.00	0.00	67,652.00	0.00	0.0%
TOTAL, EXPENDITURES			3,397,509.00	3,763,735.00	1,514,001.28	3,763,735.00		

Description	Resource Codes	Object Codes	Original Budget (A)	Board Approved Operating Budget (B)	Actuals To Date (C)	Projected Year Totals (D)	Difference (Col B & D) (E)	% Diff Column B & D (F)
INTERFUND TRANSFERS								
INTERFUND TRANSFERS IN								
Other Authorized Interfund Transfers In		8919	0.00	0.00	0.00	0.00	0.00	0.0%
(a) TOTAL, INTERFUND TRANSFERS IN			0.00	0.00	0.00	0.00	0.00	0.0%
INTERFUND TRANSFERS OUT								
To: State School Building Fund/ County School Facilities Fund		7613	0.00	0.00	0.00	0.00	0.00	0.0%
Other Authorized Interfund Transfers Out		7619	93,476.00	93,476.00	93,476.00	93,476.00	0.00	0.0%
(b) TOTAL, INTERFUND TRANSFERS OUT			93,476.00	93,476.00	93,476.00	93,476.00	0.00	0.0%
OTHER SOURCES/USES								
SOURCES								
Other Sources								
Transfers from Funds of Lapsed/Reorganized LEAs		8965	0.00	0.00	0.00	0.00	0.00	0.0%
Long-Term Debt Proceeds								
Proceeds from Certificates of Participation		8971	0.00	0.00	0.00	0.00	0.00	0.0%
Proceeds from Leases		8972	0.00	0.00	0.00	0.00	0.00	0.0%
All Other Financing Sources		8979	0.00	0.00	0.00	0.00	0.00	0.0%
(c) TOTAL, SOURCES			0.00	0.00	0.00	0.00	0.00	0.0%
USES								
Transfers of Funds from Lapsed/Reorganized LEAs		7651	0.00	0.00	0.00	0.00	0.00	0.0%
All Other Financing Uses		7699	0.00	0.00	0.00	0.00	0.00	0.0%
(d) TOTAL, USES			0.00	0.00	0.00	0.00	0.00	0.0%
CONTRIBUTIONS								
Contributions from Unrestricted Revenues		8980	0.00	0.00	0.00	0.00	0.00	0.0%
Contributions from Restricted Revenues		8990	0.00	0.00	0.00	0.00	0.00	0.0%
(e) TOTAL, CONTRIBUTIONS			0.00	0.00	0.00	0.00	0.00	0.0%
TOTAL, OTHER FINANCING SOURCES/USES (a - b + c - d + e)			(93,476.00)	(93,476.00)	(93,476.00)	(93,476.00)		

Resource	Description	2021/22 Projected Year Totals
6371	CalWORKs for ROCP or Adult Education	1,297,601.00
6391	Adult Education Program	728,235.63
9010	Other Restricted Local	217,880.09
Total, Restricted Balance		2,243,716.72

Description	Resource Codes	Object Codes	Original Budget (A)	Board Approved Operating Budget (B)	Actuals To Date (C)	Projected Year Totals (D)	Difference (Col B & D) (E)	% Diff Column B & D (F)
A. REVENUES								
1) LCFF Sources		8010-8099	0.00	0.00	0.00	0.00	0.00	0.0%
2) Federal Revenue		8100-8299	13,282,868.00	16,726,168.00	6,737,478.84	15,731,772.00	(994,396.00)	-5.9%
3) Other State Revenue		8300-8599	4,655,252.00	5,101,592.00	2,664,998.47	5,109,829.00	8,237.00	0.2%
4) Other Local Revenue		8600-8799	2,229,165.00	4,679,383.00	2,226,087.14	4,701,383.00	22,000.00	0.5%
5) TOTAL, REVENUES			20,167,285.00	26,507,143.00	11,628,564.45	25,542,984.00		
B. EXPENDITURES								
1) Certificated Salaries		1000-1999	8,764,435.00	8,658,248.00	4,746,008.77	8,682,307.00	(24,059.00)	-0.3%
2) Classified Salaries		2000-2999	4,579,317.00	4,691,409.00	2,576,056.45	4,846,306.00	(154,897.00)	-3.3%
3) Employee Benefits		3000-3999	8,943,148.00	8,648,756.00	3,617,894.94	8,418,954.00	229,802.00	2.7%
4) Books and Supplies		4000-4999	1,366,062.00	5,670,874.00	2,067,481.05	4,473,785.00	1,197,089.00	21.1%
5) Services and Other Operating Expenditures		5000-5999	264,344.00	512,002.00	147,938.42	487,828.00	24,174.00	4.7%
6) Capital Outlay		6000-6999	0.00	0.00	0.00	0.00	0.00	0.0%
7) Other Outgo (excluding Transfers of Indirect Costs)		7100-7299, 7400-7499	0.00	0.00	0.00	0.00	0.00	0.0%
8) Other Outgo - Transfers of Indirect Costs		7300-7399	852,124.00	864,513.00	375,182.31	834,715.00	29,798.00	3.4%
9) TOTAL, EXPENDITURES			24,769,430.00	29,045,802.00	13,530,561.94	27,743,895.00		
C. EXCESS (DEFICIENCY) OF REVENUES OVER EXPENDITURES BEFORE OTHER FINANCING SOURCES AND USES (A5 - B9)			(4,602,145.00)	(2,538,659.00)	(1,901,997.49)	(2,200,911.00)		
D. OTHER FINANCING SOURCES/USES								
1) Interfund Transfers								
a) Transfers In		8900-8929	4,469,893.00	0.00	0.00	0.00	0.00	0.0%
b) Transfers Out		7600-7629	0.00	0.00	0.00	0.00	0.00	0.0%
2) Other Sources/Uses								
a) Sources		8930-8979	0.00	0.00	0.00	0.00	0.00	0.0%
b) Uses		7630-7699	0.00	0.00	0.00	0.00	0.00	0.0%
3) Contributions		8980-8999	0.00	0.00	0.00	0.00	0.00	0.0%
4) TOTAL, OTHER FINANCING SOURCES/USES			4,469,893.00	0.00	0.00	0.00		

Description	Resource Codes	Object Codes	Original Budget (A)	Board Approved Operating Budget (B)	Actuals To Date (C)	Projected Year Totals (D)	Difference (Col B & D) (E)	% Diff Column B & D (F)
E. NET INCREASE (DECREASE) IN FUND BALANCE (C + D4)			(132,252.00)	(2,538,659.00)	(1,901,997.49)	(2,200,911.00)		
F. FUND BALANCE, RESERVES								
1) Beginning Fund Balance								
a) As of July 1 - Unaudited		9791	4,285,226.94	4,285,226.94		4,285,226.94	0.00	0.0%
b) Audit Adjustments		9793	0.00	0.00		0.00	0.00	0.0%
c) As of July 1 - Audited (F1a + F1b)			4,285,226.94	4,285,226.94		4,285,226.94		
d) Other Restatements		9795	0.00	0.00		0.00	0.00	0.0%
e) Adjusted Beginning Balance (F1c + F1d)			4,285,226.94	4,285,226.94		4,285,226.94		
2) Ending Balance, June 30 (E + F1e)			4,152,974.94	1,746,567.94		2,084,315.94		
Components of Ending Fund Balance								
a) Nonspendable								
Revolving Cash		9711	0.00	0.00		0.00		
Stores		9712	0.00	0.00		0.00		
Prepaid Items		9713	0.00	0.00		0.00		
All Others		9719	0.00	0.00		0.00		
b) Restricted		9740	3,554,366.38	1,195,710.38		1,532,350.38		
c) Committed								
Stabilization Arrangements		9750	0.00	0.00		0.00		
Other Commitments		9760	0.00	0.00		0.00		
d) Assigned								
Other Assignments		9780	598,608.56	550,857.56		551,965.56		
Reserve for Economic Uncertainties	0000	9780	*598,608.56*					
Reserve for Economic Uncertainties	0000	9780		*550,857.56*				
Reserve for Economic Uncertainties	0000	9780				*551,965.56*		
e) Unassigned/Unappropriated								
Reserve for Economic Uncertainties		9789	0.00	0.00		0.00		
Unassigned/Unappropriated Amount		9790	0.00	0.00		0.00		

Description	Resource Codes	Object Codes	Original Budget (A)	Board Approved Operating Budget (B)	Actuals To Date (C)	Projected Year Totals (D)	Difference (Col B & D) (E)	% Diff Column B & D (F)
FEDERAL REVENUE								
Child Nutrition Programs		8220	462,777.00	462,777.00	379,466.38	749,117.00	286,340.00	61.9%
Interagency Contracts Between LEAs		8285	0.00	0.00	0.00	0.00	0.00	0.0%
Title I, Part A, Basic	3010	8290	0.00	0.00	0.00	0.00	0.00	0.0%
All Other Federal Revenue	All Other	8290	12,820,091.00	16,263,391.00	6,358,012.46	14,982,655.00	(1,280,736.00)	-7.9%
TOTAL, FEDERAL REVENUE			13,282,868.00	16,726,168.00	6,737,478.84	15,731,772.00	(994,396.00)	-5.9%
OTHER STATE REVENUE								
Child Nutrition Programs		8520	25,406.00	25,406.00	9,288.47	33,643.00	8,237.00	32.4%
Child Development Apportionments		8530	0.00	0.00	0.00	0.00	0.00	0.0%
Pass-Through Revenues from State Sources		8587	0.00	0.00	0.00	0.00	0.00	0.0%
State Preschool	6105	8590	3,774,789.00	4,221,129.00	2,655,710.00	4,221,129.00	0.00	0.0%
All Other State Revenue	All Other	8590	855,057.00	855,057.00	0.00	855,057.00	0.00	0.0%
TOTAL, OTHER STATE REVENUE			4,655,252.00	5,101,592.00	2,664,998.47	5,109,829.00	8,237.00	0.2%
OTHER LOCAL REVENUE								
Sales								
Sale of Equipment/Supplies		8631	0.00	0.00	0.00	0.00	0.00	0.0%
Food Service Sales		8634	0.00	0.00	0.00	0.00	0.00	0.0%
Interest		8660	12,754.00	12,754.00	5,749.00	12,754.00	0.00	0.0%
Net Increase (Decrease) in the Fair Value of Investments		8662	0.00	0.00	0.00	0.00	0.00	0.0%
Fees and Contracts								
Child Development Parent Fees		8673	1,800,260.00	3,856,735.00	1,603,188.66	3,856,735.00	0.00	0.0%
Interagency Services		8677	0.00	0.00	0.00	0.00	0.00	0.0%
All Other Fees and Contracts		8689	0.00	0.00	0.00	0.00	0.00	0.0%
Other Local Revenue								
All Other Local Revenue		8699	416,151.00	809,894.00	617,149.48	831,894.00	22,000.00	2.7%
All Other Transfers In from All Others		8799	0.00	0.00	0.00	0.00	0.00	0.0%
TOTAL, OTHER LOCAL REVENUE			2,229,165.00	4,679,383.00	2,226,087.14	4,701,383.00	22,000.00	0.5%
TOTAL, REVENUES			20,167,285.00	26,507,143.00	11,628,564.45	25,542,984.00		

Description	Resource Codes	Object Codes	Original Budget (A)	Board Approved Operating Budget (B)	Actuals To Date (C)	Projected Year Totals (D)	Difference (Col B & D) (E)	% Diff Column B & D (F)
CERTIFICATED SALARIES								
Certificated Teachers' Salaries		1100	6,690,968.00	6,684,787.00	3,661,523.84	6,745,423.00	(60,636.00)	-0.9%
Certificated Pupil Support Salaries		1200	409,923.00	413,526.00	214,996.16	399,706.00	13,820.00	3.3%
Certificated Supervisors' and Administrators' Salaries		1300	496,039.00	483,622.00	276,778.88	474,558.00	9,064.00	1.9%
Other Certificated Salaries		1900	1,167,505.00	1,076,313.00	592,709.89	1,062,620.00	13,693.00	1.3%
TOTAL, CERTIFICATED SALARIES			8,764,435.00	8,658,248.00	4,746,008.77	8,682,307.00	(24,059.00)	-0.3%
CLASSIFIED SALARIES								
Classified Instructional Salaries		2100	2,066,601.00	2,142,700.00	1,138,109.15	2,154,110.00	(11,410.00)	-0.5%
Classified Support Salaries		2200	1,389,175.00	1,428,687.00	815,797.87	1,552,103.00	(123,416.00)	-8.6%
Classified Supervisors' and Administrators' Salaries		2300	0.00	0.00	0.00	0.00	0.00	0.0%
Clerical, Technical and Office Salaries		2400	1,123,541.00	1,119,832.00	621,961.95	1,139,903.00	(20,071.00)	-1.8%
Other Classified Salaries		2900	0.00	190.00	187.48	190.00	0.00	0.0%
TOTAL, CLASSIFIED SALARIES			4,579,317.00	4,691,409.00	2,576,056.45	4,846,306.00	(154,897.00)	-3.3%
EMPLOYEE BENEFITS								
STRS		3101-3102	2,211,799.00	2,089,096.00	632,236.25	2,052,235.00	36,861.00	1.8%
PERS		3201-3202	1,229,943.00	1,495,209.00	710,090.98	1,506,358.00	(11,149.00)	-0.7%
OASDI/Medicare/Alternative		3301-3302	529,313.00	595,719.00	312,861.19	607,805.00	(12,086.00)	-2.0%
Health and Welfare Benefits		3401-3402	4,053,054.00	3,613,265.00	1,492,324.82	3,355,790.00	257,475.00	7.1%
Unemployment Insurance		3501-3502	164,130.00	69,215.00	36,761.14	69,822.00	(607.00)	-0.9%
Workers' Compensation		3601-3602	266,873.00	268,541.00	146,994.96	279,142.00	(10,601.00)	-3.9%
OPEB, Allocated		3701-3702	305,288.00	309,216.00	168,993.55	319,985.00	(10,769.00)	-3.5%
OPEB, Active Employees		3751-3752	0.00	0.00	0.00	0.00	0.00	0.0%
Other Employee Benefits		3901-3902	182,748.00	208,495.00	117,632.05	227,817.00	(19,322.00)	-9.3%
TOTAL, EMPLOYEE BENEFITS			8,943,148.00	8,648,756.00	3,617,894.94	8,418,954.00	229,802.00	2.7%
BOOKS AND SUPPLIES								
Approved Textbooks and Core Curricula Materials		4100	0.00	0.00	0.00	0.00	0.00	0.0%
Books and Other Reference Materials		4200	36,450.00	43,558.00	15,488.13	97,124.00	(53,566.00)	-123.0%
Materials and Supplies		4300	792,153.00	3,700,329.00	833,638.25	2,449,184.00	1,251,145.00	33.8%
Noncapitalized Equipment		4400	33,183.00	1,334,793.00	906,166.46	1,260,482.00	74,311.00	5.6%
Food		4700	504,276.00	592,194.00	312,188.21	666,995.00	(74,801.00)	-12.6%
TOTAL, BOOKS AND SUPPLIES			1,366,062.00	5,670,874.00	2,067,481.05	4,473,785.00	1,197,089.00	21.1%

Description	Resource Codes	Object Codes	Original Budget (A)	Board Approved Operating Budget (B)	Actuals To Date (C)	Projected Year Totals (D)	Difference (Col B & D) (E)	% Diff Column B & D (F)
SERVICES AND OTHER OPERATING EXPENDITURES								
Subagreements for Services		5100	0.00	0.00	0.00	0.00	0.00	0.0%
Travel and Conferences		5200	79,807.00	75,793.00	12,901.95	86,199.00	(10,406.00)	-13.7%
Dues and Memberships		5300	6,054.00	7,069.00	1,690.00	12,069.00	(5,000.00)	-70.7%
Insurance		5400-5450	4,068.00	3,568.00	0.00	4,068.00	(500.00)	-14.0%
Operations and Housekeeping Services		5500	0.00	0.00	0.00	0.00	0.00	0.0%
Rentals, Leases, Repairs, and Noncapitalized Improvements		5600	23,104.00	22,605.00	3,307.51	59,188.00	(36,583.00)	-161.8%
Transfers of Direct Costs		5710	0.00	0.00	0.00	0.00	0.00	0.0%
Transfers of Direct Costs - Interfund		5750	8,269.00	1,560.00	1,560.00	1,560.00	0.00	0.0%
Professional/Consulting Services and Operating Expenditures		5800	141,881.00	400,690.00	128,422.93	324,017.00	76,673.00	19.1%
Communications		5900	1,161.00	717.00	56.03	727.00	(10.00)	-1.4%
TOTAL, SERVICES AND OTHER OPERATING EXPENDITURES			264,344.00	512,002.00	147,938.42	487,828.00	24,174.00	4.7%
CAPITAL OUTLAY								
Land		6100	0.00	0.00	0.00	0.00	0.00	0.0%
Land Improvements		6170	0.00	0.00	0.00	0.00	0.00	0.0%
Buildings and Improvements of Buildings		6200	0.00	0.00	0.00	0.00	0.00	0.0%
Equipment		6400	0.00	0.00	0.00	0.00	0.00	0.0%
Equipment Replacement		6500	0.00	0.00	0.00	0.00	0.00	0.0%
Lease Assets		6600	0.00	0.00	0.00	0.00	0.00	0.0%
TOTAL, CAPITAL OUTLAY			0.00	0.00	0.00	0.00	0.00	0.0%
OTHER OUTGO (excluding Transfers of Indirect Costs)								
Other Transfers Out								
All Other Transfers Out to All Others		7299	0.00	0.00	0.00	0.00	0.00	0.0%
Debt Service								
Debt Service - Interest		7438	0.00	0.00	0.00	0.00	0.00	0.0%
Other Debt Service - Principal		7439	0.00	0.00	0.00	0.00	0.00	0.0%
TOTAL, OTHER OUTGO (excluding Transfers of Indirect Costs)			0.00	0.00	0.00	0.00	0.00	0.0%
OTHER OUTGO - TRANSFERS OF INDIRECT COSTS								
Transfers of Indirect Costs - Interfund		7350	852,124.00	864,513.00	375,182.31	834,715.00	29,798.00	3.4%
TOTAL, OTHER OUTGO - TRANSFERS OF INDIRECT COSTS			852,124.00	864,513.00	375,182.31	834,715.00	29,798.00	3.4%
TOTAL, EXPENDITURES			24,769,430.00	29,045,802.00	13,530,561.94	27,743,895.00		

Description	Resource Codes	Object Codes	Original Budget (A)	Board Approved Operating Budget (B)	Actuals To Date (C)	Projected Year Totals (D)	Difference (Col B & D) (E)	% Diff Column B & D (F)
INTERFUND TRANSFERS								
INTERFUND TRANSFERS IN								
From: General Fund		8911	4,469,893.00	0.00	0.00	0.00	0.00	0.0%
Other Authorized Interfund Transfers In		8919	0.00	0.00	0.00	0.00	0.00	0.0%
(a) TOTAL, INTERFUND TRANSFERS IN			4,469,893.00	0.00	0.00	0.00	0.00	0.0%
INTERFUND TRANSFERS OUT								
Other Authorized Interfund Transfers Out		7619	0.00	0.00	0.00	0.00	0.00	0.0%
(b) TOTAL, INTERFUND TRANSFERS OUT			0.00	0.00	0.00	0.00	0.00	0.0%
OTHER SOURCES/USES								
SOURCES								
Other Sources								
Transfers from Funds of Lapsed/Reorganized LEAs		8965	0.00	0.00	0.00	0.00	0.00	0.0%
Long-Term Debt Proceeds								
Proceeds from Certificates of Participation		8971	0.00	0.00	0.00	0.00	0.00	0.0%
Proceeds from Leases		8972	0.00	0.00	0.00	0.00	0.00	0.0%
All Other Financing Sources		8979	0.00	0.00	0.00	0.00	0.00	0.0%
(c) TOTAL, SOURCES			0.00	0.00	0.00	0.00	0.00	0.0%
USES								
Transfers of Funds from Lapsed/Reorganized LEAs		7651	0.00	0.00	0.00	0.00	0.00	0.0%
All Other Financing Uses		7699	0.00	0.00	0.00	0.00	0.00	0.0%
(d) TOTAL, USES			0.00	0.00	0.00	0.00	0.00	0.0%
CONTRIBUTIONS								
Contributions from Unrestricted Revenues		8980	0.00	0.00	0.00	0.00	0.00	0.0%
Contributions from Restricted Revenues		8990	0.00	0.00	0.00	0.00	0.00	0.0%
(e) TOTAL, CONTRIBUTIONS			0.00	0.00	0.00	0.00	0.00	0.0%
TOTAL, OTHER FINANCING SOURCES/USES (a - b + c - d + e)			4,469,893.00	0.00	0.00	0.00		

Resource	Description	2021/22 Projected Year Totals
5058	Child Development: Coronavirus Response and Relief Suppl	423,360.00
5320	Child Nutrition: Child Care Food Program (CCFP) Claims-Ce	227,390.00
6130	Child Development: Center-Based Reserve Account	439,503.26
9010	Other Restricted Local	442,097.12
Total, Restricted Balance		1,532,350.38

Description	Resource Codes	Object Codes	Original Budget (A)	Board Approved Operating Budget (B)	Actuals To Date (C)	Projected Year Totals (D)	Difference (Col B & D) (E)	% Diff Column B & D (F)
A. REVENUES								
1) LCFF Sources		8010-8099	0.00	0.00	0.00	0.00	0.00	0.0%
2) Federal Revenue		8100-8299	11,599,297.00	17,147,257.00	10,483,229.52	19,095,577.00	1,948,320.00	11.4%
3) Other State Revenue		8300-8599	839,944.00	1,022,905.00	610,679.71	1,055,788.00	32,883.00	3.2%
4) Other Local Revenue		8600-8799	1,720,973.00	1,420,558.00	709,089.32	1,263,266.00	(157,292.00)	-11.1%
5) TOTAL, REVENUES			14,160,214.00	19,590,720.00	11,802,998.55	21,414,631.00		
B. EXPENDITURES								
1) Certificated Salaries		1000-1999	0.00	0.00	0.00	0.00	0.00	0.0%
2) Classified Salaries		2000-2999	5,187,687.00	5,608,714.00	2,910,686.43	5,510,770.00	97,944.00	1.7%
3) Employee Benefits		3000-3999	3,617,828.00	3,694,070.00	1,696,540.45	3,436,597.00	257,473.00	7.0%
4) Books and Supplies		4000-4999	6,412,306.00	8,453,914.00	3,891,229.87	8,900,168.00	(446,254.00)	-5.3%
5) Services and Other Operating Expenditures		5000-5999	746,424.00	730,449.00	352,098.68	660,196.00	70,253.00	9.6%
6) Capital Outlay		6000-6999	0.00	0.00	0.00	500,000.00	(500,000.00)	New
7) Other Outgo (excluding Transfers of Indirect Costs)		7100-7299, 7400-7499	0.00	0.00	0.00	0.00	0.00	0.0%
8) Other Outgo - Transfers of Indirect Costs		7300-7399	373,798.00	404,305.00	168,251.18	392,902.00	11,403.00	2.8%
9) TOTAL, EXPENDITURES			16,338,043.00	18,891,452.00	9,018,806.61	19,400,633.00		
C. EXCESS (DEFICIENCY) OF REVENUES OVER EXPENDITURES BEFORE OTHER FINANCING SOURCES AND USES (A5 - B9)			(2,177,829.00)	699,268.00	2,784,191.94	2,013,998.00		
D. OTHER FINANCING SOURCES/USES								
1) Interfund Transfers								
a) Transfers In		8900-8929	3,175,000.00	3,000,000.00	0.00	0.00	(3,000,000.00)	-100.0%
b) Transfers Out		7600-7629	7,983.00	7,983.00	3,681.05	7,983.00	0.00	0.0%
2) Other Sources/Uses								
a) Sources		8930-8979	0.00	0.00	0.00	0.00	0.00	0.0%
b) Uses		7630-7699	0.00	0.00	0.00	0.00	0.00	0.0%
3) Contributions		8980-8999	0.00	0.00	0.00	0.00	0.00	0.0%
4) TOTAL, OTHER FINANCING SOURCES/USES			3,167,017.00	2,992,017.00	(3,681.05)	(7,983.00)		

Description	Resource Codes	Object Codes	Original Budget (A)	Board Approved Operating Budget (B)	Actuals To Date (C)	Projected Year Totals (D)	Difference (Col B & D) (E)	% Diff Column B & D (F)
E. NET INCREASE (DECREASE) IN FUND BALANCE (C + D4)			989,188.00	3,691,285.00	2,780,510.89	2,006,015.00		
F. FUND BALANCE, RESERVES								
1) Beginning Fund Balance								
a) As of July 1 - Unaudited		9791	2,809,092.46	2,809,092.46		2,809,092.46	0.00	0.0%
b) Audit Adjustments		9793	0.00	0.00		0.00	0.00	0.0%
c) As of July 1 - Audited (F1a + F1b)			2,809,092.46	2,809,092.46		2,809,092.46		
d) Other Restatements		9795	0.00	0.00		0.00	0.00	0.0%
e) Adjusted Beginning Balance (F1c + F1d)			2,809,092.46	2,809,092.46		2,809,092.46		
2) Ending Balance, June 30 (E + F1e)			3,798,280.46	6,500,377.46		4,815,107.46		
Components of Ending Fund Balance								
a) Nonspendable								
Revolving Cash		9711	0.00	0.00		0.00		
Stores		9712	0.00	0.00		0.00		
Prepaid Items		9713	0.00	0.00		0.00		
All Others		9719	0.00	0.00		0.00		
b) Restricted		9740	3,798,280.46	6,500,378.00		4,815,108.00		
c) Committed								
Stabilization Arrangements		9750	0.00	0.00		0.00		
Other Commitments		9760	0.00	0.00		0.00		
d) Assigned								
Other Assignments		9780	0.00	0.00		0.00		
e) Unassigned/Unappropriated								
Reserve for Economic Uncertainties		9789	0.00	0.00		0.00		
Unassigned/Unappropriated Amount		9790	0.00	(0.54)		(0.54)		

Description	Resource Codes	Object Codes	Original Budget (A)	Board Approved Operating Budget (B)	Actuals To Date (C)	Projected Year Totals (D)	Difference (Col B & D) (E)	% Diff Column B & D (F)
FEDERAL REVENUE								
Child Nutrition Programs		8220	10,611,059.00	15,856,332.00	10,483,229.52	17,747,883.00	1,891,551.00	11.9%
Donated Food Commodities		8221	988,238.00	1,290,925.00	0.00	1,347,694.00	56,769.00	4.4%
All Other Federal Revenue		8290	0.00	0.00	0.00	0.00	0.00	0.0%
TOTAL, FEDERAL REVENUE			11,599,297.00	17,147,257.00	10,483,229.52	19,095,577.00	1,948,320.00	11.4%
OTHER STATE REVENUE								
Child Nutrition Programs		8520	839,944.00	1,022,905.00	610,679.71	1,055,788.00	32,883.00	3.2%
All Other State Revenue		8590	0.00	0.00	0.00	0.00	0.00	0.0%
TOTAL, OTHER STATE REVENUE			839,944.00	1,022,905.00	610,679.71	1,055,788.00	32,883.00	3.2%
OTHER LOCAL REVENUE								
Sales								
Sale of Equipment/Supplies		8631	0.00	0.00	0.00	0.00	0.00	0.0%
Food Service Sales		8634	1,712,973.00	1,413,058.00	701,197.94	1,239,266.00	(173,792.00)	-12.3%
Leases and Rentals		8650	0.00	0.00	0.00	0.00	0.00	0.0%
Interest		8660	3,000.00	3,000.00	(28.00)	3,000.00	0.00	0.0%
Net Increase (Decrease) in the Fair Value of Investments		8662	0.00	0.00	0.00	0.00	0.00	0.0%
Fees and Contracts								
Interagency Services		8677	0.00	0.00	0.00	0.00	0.00	0.0%
Other Local Revenue								
All Other Local Revenue		8699	5,000.00	4,500.00	7,919.38	21,000.00	16,500.00	366.7%
TOTAL, OTHER LOCAL REVENUE			1,720,973.00	1,420,558.00	709,089.32	1,263,266.00	(157,292.00)	-11.1%
TOTAL, REVENUES			14,160,214.00	19,590,720.00	11,802,998.55	21,414,631.00		

Description	Resource Codes	Object Codes	Original Budget (A)	Board Approved Operating Budget (B)	Actuals To Date (C)	Projected Year Totals (D)	Difference (Col B & D) (E)	% Diff Column B & D (F)
CERTIFICATED SALARIES								
Certificated Supervisors' and Administrators' Salaries		1300	0.00	0.00	0.00	0.00	0.00	0.0%
Other Certificated Salaries		1900	0.00	0.00	0.00	0.00	0.00	0.0%
TOTAL, CERTIFICATED SALARIES			0.00	0.00	0.00	0.00	0.00	0.0%
CLASSIFIED SALARIES								
Classified Support Salaries		2200	3,910,425.00	4,201,064.00	2,206,887.13	4,236,820.00	(35,756.00)	-0.9%
Classified Supervisors' and Administrators' Salaries		2300	950,122.00	993,326.00	539,308.32	972,226.00	21,100.00	2.1%
Clerical, Technical and Office Salaries		2400	294,702.00	381,886.00	153,542.98	269,286.00	112,600.00	29.5%
Other Classified Salaries		2900	32,438.00	32,438.00	10,948.00	32,438.00	0.00	0.0%
TOTAL, CLASSIFIED SALARIES			5,187,687.00	5,608,714.00	2,910,686.43	5,510,770.00	97,944.00	1.7%
EMPLOYEE BENEFITS								
STRS		3101-3102	0.00	0.00	0.00	0.00	0.00	0.0%
PERS		3201-3202	916,643.00	1,025,695.00	531,435.75	1,023,631.00	2,064.00	0.2%
OASDI/Medicare/Alternative		3301-3302	390,633.00	419,134.00	213,843.12	414,435.00	4,699.00	1.1%
Health and Welfare Benefits		3401-3402	1,845,275.00	1,788,299.00	712,690.73	1,544,348.00	243,951.00	13.6%
Unemployment Insurance		3501-3502	63,508.00	27,921.00	14,601.14	27,412.00	509.00	1.8%
Workers' Compensation		3601-3602	103,913.00	112,334.00	58,568.42	110,295.00	2,039.00	1.8%
OPEB, Allocated		3701-3702	192,240.00	207,818.00	107,704.00	204,046.00	3,772.00	1.8%
OPEB, Active Employees		3751-3752	0.00	0.00	0.00	0.00	0.00	0.0%
Other Employee Benefits		3901-3902	105,616.00	112,869.00	57,697.29	112,430.00	439.00	0.4%
TOTAL, EMPLOYEE BENEFITS			3,617,828.00	3,694,070.00	1,696,540.45	3,436,597.00	257,473.00	7.0%
BOOKS AND SUPPLIES								
Books and Other Reference Materials		4200	0.00	0.00	0.00	0.00	0.00	0.0%
Materials and Supplies		4300	268,934.00	538,208.00	368,463.72	668,208.00	(130,000.00)	-24.2%
Noncapitalized Equipment		4400	67,950.00	148,449.00	31,502.08	142,449.00	6,000.00	4.0%
Food		4700	6,075,422.00	7,767,257.00	3,491,264.07	8,089,511.00	(322,254.00)	-4.1%
TOTAL, BOOKS AND SUPPLIES			6,412,306.00	8,453,914.00	3,891,229.87	8,900,168.00	(446,254.00)	-5.3%

Description	Resource Codes	Object Codes	Original Budget (A)	Board Approved Operating Budget (B)	Actuals To Date (C)	Projected Year Totals (D)	Difference (Col B & D) (E)	% Diff Column B & D (F)
SERVICES AND OTHER OPERATING EXPENDITURES								
Subagreements for Services		5100	0.00	0.00	0.00	0.00	0.00	0.0%
Travel and Conferences		5200	2,950.00	2,950.00	3,072.80	4,550.00	(1,600.00)	-54.2%
Dues and Memberships		5300	3,600.00	3,600.00	1,973.57	3,600.00	0.00	0.0%
Insurance		5400-5450	0.00	0.00	0.00	0.00	0.00	0.0%
Operations and Housekeeping Services		5500	0.00	0.00	0.00	0.00	0.00	0.0%
Rentals, Leases, Repairs, and Noncapitalized Improvements		5600	77,350.00	92,350.00	46,464.62	100,850.00	(8,500.00)	-9.2%
Transfers of Direct Costs		5710	0.00	0.00	0.00	0.00	0.00	0.0%
Transfers of Direct Costs - Interfund		5750	361,429.00	360,008.00	166,366.90	360,008.00	0.00	0.0%
Professional/Consulting Services and Operating Expenditures		5800	283,845.00	256,291.00	130,602.33	175,938.00	80,353.00	31.4%
Communications		5900	17,250.00	15,250.00	3,618.46	15,250.00	0.00	0.0%
TOTAL, SERVICES AND OTHER OPERATING EXPENDITURES			746,424.00	730,449.00	352,098.68	660,196.00	70,253.00	9.6%
CAPITAL OUTLAY								
Buildings and Improvements of Buildings		6200	0.00	0.00	0.00	0.00	0.00	0.0%
Equipment		6400	0.00	0.00	0.00	500,000.00	(500,000.00)	New
Equipment Replacement		6500	0.00	0.00	0.00	0.00	0.00	0.0%
Lease Assets		6600	0.00	0.00	0.00	0.00	0.00	0.0%
TOTAL, CAPITAL OUTLAY			0.00	0.00	0.00	500,000.00	(500,000.00)	New
OTHER OUTGO (excluding Transfers of Indirect Costs)								
Debt Service								
Debt Service - Interest		7438	0.00	0.00	0.00	0.00	0.00	0.0%
Other Debt Service - Principal		7439	0.00	0.00	0.00	0.00	0.00	0.0%
TOTAL, OTHER OUTGO (excluding Transfers of Indirect Costs)			0.00	0.00	0.00	0.00	0.00	0.0%
OTHER OUTGO - TRANSFERS OF INDIRECT COSTS								
Transfers of Indirect Costs - Interfund		7350	373,798.00	404,305.00	168,251.18	392,902.00	11,403.00	2.8%
TOTAL, OTHER OUTGO - TRANSFERS OF INDIRECT COSTS			373,798.00	404,305.00	168,251.18	392,902.00	11,403.00	2.8%
TOTAL, EXPENDITURES			16,338,043.00	18,891,452.00	9,018,806.61	19,400,633.00		

Description	Resource Codes	Object Codes	Original Budget (A)	Board Approved Operating Budget (B)	Actuals To Date (C)	Projected Year Totals (D)	Difference (Col B & D) (E)	% Diff Column B & D (F)
INTERFUND TRANSFERS								
INTERFUND TRANSFERS IN								
From: General Fund		8916	3,175,000.00	3,000,000.00	0.00	0.00	(3,000,000.00)	-100.0%
Other Authorized Interfund Transfers In		8919	0.00	0.00	0.00	0.00	0.00	0.0%
(a) TOTAL, INTERFUND TRANSFERS IN			3,175,000.00	3,000,000.00	0.00	0.00	(3,000,000.00)	-100.0%
INTERFUND TRANSFERS OUT								
Other Authorized Interfund Transfers Out		7619	7,983.00	7,983.00	3,681.05	7,983.00	0.00	0.0%
(b) TOTAL, INTERFUND TRANSFERS OUT			7,983.00	7,983.00	3,681.05	7,983.00	0.00	0.0%
OTHER SOURCES/USES								
SOURCES								
Other Sources								
Transfers from Funds of Lapsed/Reorganized LEAs		8965	0.00	0.00	0.00	0.00	0.00	0.0%
Long-Term Debt Proceeds								
Proceeds from Leases		8972	0.00	0.00	0.00	0.00	0.00	0.0%
All Other Financing Sources		8979	0.00	0.00	0.00	0.00	0.00	0.0%
(c) TOTAL, SOURCES			0.00	0.00	0.00	0.00	0.00	0.0%
USES								
Transfers of Funds from Lapsed/Reorganized LEAs		7651	0.00	0.00	0.00	0.00	0.00	0.0%
All Other Financing Uses		7699	0.00	0.00	0.00	0.00	0.00	0.0%
(d) TOTAL, USES			0.00	0.00	0.00	0.00	0.00	0.0%
CONTRIBUTIONS								
Contributions from Unrestricted Revenues		8980	0.00	0.00	0.00	0.00	0.00	0.0%
Contributions from Restricted Revenues		8990	0.00	0.00	0.00	0.00	0.00	0.0%
(e) TOTAL, CONTRIBUTIONS			0.00	0.00	0.00	0.00	0.00	0.0%
TOTAL, OTHER FINANCING SOURCES/USES (a - b + c - d + e)			3,167,017.00	2,992,017.00	(3,681.05)	(7,983.00)		

Resource	Description	2021/22 Projected Year Totals
5310	Child Nutrition: School Programs (e.g., School Lunch, School	4,348,134.00
5465	Child Nutrition: SNP COVID-19 Emergency Operational Cost	466,974.00
Total, Restricted Balance		4,815,108.00

Description	Resource Codes	Object Codes	Original Budget (A)	Board Approved Operating Budget (B)	Actuals To Date (C)	Projected Year Totals (D)	Difference (Col B & D) (E)	% Diff Column B & D (F)
A. REVENUES								
1) LCFF Sources		8010-8099	0.00	0.00	0.00	0.00	0.00	0.0%
2) Federal Revenue		8100-8299	0.00	0.00	0.00	0.00	0.00	0.0%
3) Other State Revenue		8300-8599	0.00	0.00	0.00	0.00	0.00	0.0%
4) Other Local Revenue		8600-8799	7,000.00	7,000.00	3,298.00	7,000.00	0.00	0.0%
5) TOTAL, REVENUES			7,000.00	7,000.00	3,298.00	7,000.00		
B. EXPENDITURES								
1) Certificated Salaries		1000-1999	0.00	0.00	0.00	0.00	0.00	0.0%
2) Classified Salaries		2000-2999	0.00	35,960.00	0.00	46,428.00	(10,468.00)	-29.1%
3) Employee Benefits		3000-3999	0.00	5,506.00	0.00	7,204.00	(1,698.00)	-30.8%
4) Books and Supplies		4000-4999	0.00	85,445.00	9,682.43	85,444.00	1.00	0.0%
5) Services and Other Operating Expenditures		5000-5999	0.00	1,905.00	5,211.09	16,462.00	(14,557.00)	-764.1%
6) Capital Outlay		6000-6999	2,000,000.00	1,871,184.00	459,715.27	1,844,462.00	26,722.00	1.4%
7) Other Outgo (excluding Transfers of Indirect Costs)		7100-7299, 7400-7499	0.00	0.00	0.00	0.00	0.00	0.0%
8) Other Outgo - Transfers of Indirect Costs		7300-7399	0.00	0.00	0.00	0.00	0.00	0.0%
9) TOTAL, EXPENDITURES			2,000,000.00	2,000,000.00	474,608.79	2,000,000.00		
C. EXCESS (DEFICIENCY) OF REVENUES OVER EXPENDITURES BEFORE OTHER FINANCING SOURCES AND USES (A5 - B9)			(1,993,000.00)	(1,993,000.00)	(471,310.79)	(1,993,000.00)		
D. OTHER FINANCING SOURCES/USES								
1) Interfund Transfers								
a) Transfers In		8900-8929	2,000,000.00	2,000,000.00	2,000,000.00	2,000,000.00	0.00	0.0%
b) Transfers Out		7600-7629	0.00	0.00	0.00	0.00	0.00	0.0%
2) Other Sources/Uses								
a) Sources		8930-8979	0.00	0.00	0.00	0.00	0.00	0.0%
b) Uses		7630-7699	0.00	0.00	0.00	0.00	0.00	0.0%
3) Contributions		8980-8999	0.00	0.00	0.00	0.00	0.00	0.0%
4) TOTAL, OTHER FINANCING SOURCES/USES			2,000,000.00	2,000,000.00	2,000,000.00	2,000,000.00		

Description	Resource Codes	Object Codes	Original Budget (A)	Board Approved Operating Budget (B)	Actuals To Date (C)	Projected Year Totals (D)	Difference (Col B & D) (E)	% Diff Column B & D (F)
E. NET INCREASE (DECREASE) IN FUND BALANCE (C + D4)			7,000.00	7,000.00	1,528,689.21	7,000.00		
F. FUND BALANCE, RESERVES								
1) Beginning Fund Balance								
a) As of July 1 - Unaudited		9791	1,631,481.18	1,631,481.18		1,631,481.18	0.00	0.0%
b) Audit Adjustments		9793	0.00	0.00		0.00	0.00	0.0%
c) As of July 1 - Audited (F1a + F1b)			1,631,481.18	1,631,481.18		1,631,481.18		
d) Other Restatements		9795	0.00	0.00		0.00	0.00	0.0%
e) Adjusted Beginning Balance (F1c + F1d)			1,631,481.18	1,631,481.18		1,631,481.18		
2) Ending Balance, June 30 (E + F1e)			1,638,481.18	1,638,481.18		1,638,481.18		
Components of Ending Fund Balance								
a) Nonspendable								
Revolving Cash		9711	0.00	0.00		0.00		
Stores		9712	0.00	0.00		0.00		
Prepaid Items		9713	0.00	0.00		0.00		
All Others		9719	0.00	0.00		0.00		
b) Restricted		9740	1,638,481.18	1,638,481.18		1,638,481.18		
c) Committed								
Stabilization Arrangements		9750	0.00	0.00		0.00		
Other Commitments		9760	0.00	0.00		0.00		
d) Assigned								
Other Assignments		9780	0.00	0.00		0.00		
e) Unassigned/Unappropriated								
Reserve for Economic Uncertainties		9789	0.00	0.00		0.00		
Unassigned/Unappropriated Amount		9790	0.00	0.00		0.00		

Description	Resource Codes	Object Codes	Original Budget (A)	Board Approved Operating Budget (B)	Actuals To Date (C)	Projected Year Totals (D)	Difference (Col B & D) (E)	% Diff Column B & D (F)
LCFF SOURCES								
LCFF Transfers								
LCFF Transfers - Current Year		8091	0.00	0.00	0.00	0.00	0.00	0.0%
LCFF/Revenue Limit Transfers - Prior Years		8099	0.00	0.00	0.00	0.00	0.00	0.0%
TOTAL, LCFF SOURCES			0.00	0.00	0.00	0.00	0.00	0.0%
OTHER STATE REVENUE								
All Other State Revenue		8590	0.00	0.00	0.00	0.00	0.00	0.0%
TOTAL, OTHER STATE REVENUE			0.00	0.00	0.00	0.00	0.00	0.0%
OTHER LOCAL REVENUE								
Community Redevelopment Funds Not Subject to LCFF Deduction		8625	0.00	0.00	0.00	0.00	0.00	0.0%
Sales Sale of Equipment/Supplies		8631	0.00	0.00	0.00	0.00	0.00	0.0%
Interest		8660	7,000.00	7,000.00	3,298.00	7,000.00	0.00	0.0%
Net Increase (Decrease) in the Fair Value of Investments		8662	0.00	0.00	0.00	0.00	0.00	0.0%
Other Local Revenue								
All Other Local Revenue		8699	0.00	0.00	0.00	0.00	0.00	0.0%
All Other Transfers In from All Others		8799	0.00	0.00	0.00	0.00	0.00	0.0%
TOTAL, OTHER LOCAL REVENUE			7,000.00	7,000.00	3,298.00	7,000.00	0.00	0.0%
TOTAL, REVENUES			7,000.00	7,000.00	3,298.00	7,000.00		

Description	Resource Codes	Object Codes	Original Budget (A)	Board Approved Operating Budget (B)	Actuals To Date (C)	Projected Year Totals (D)	Difference (Col B & D) (E)	% Diff Column B & D (F)
CLASSIFIED SALARIES								
Classified Support Salaries		2200	0.00	0.00	0.00	0.00	0.00	0.0%
Other Classified Salaries		2900	0.00	35,960.00	0.00	46,428.00	(10,468.00)	-29.1%
TOTAL, CLASSIFIED SALARIES			0.00	35,960.00	0.00	46,428.00	(10,468.00)	-29.1%
EMPLOYEE BENEFITS								
STRS		3101-3102	0.00	0.00	0.00	0.00	0.00	0.0%
PERS		3201-3202	0.00	0.00	0.00	0.00	0.00	0.0%
OASDI/Medicare/Alternative		3301-3302	0.00	2,861.00	0.00	3,724.00	(863.00)	-30.2%
Health and Welfare Benefits		3401-3402	0.00	0.00	0.00	0.00	0.00	0.0%
Unemployment Insurance		3501-3502	0.00	63.00	0.00	113.00	(50.00)	-79.4%
Workers' Compensation		3601-3602	0.00	731.00	0.00	957.00	(226.00)	-30.9%
OPEB, Allocated		3701-3702	0.00	1,383.00	0.00	1,801.00	(418.00)	-30.2%
OPEB, Active Employees		3751-3752	0.00	0.00	0.00	0.00	0.00	0.0%
Other Employee Benefits		3901-3902	0.00	468.00	0.00	609.00	(141.00)	-30.1%
TOTAL, EMPLOYEE BENEFITS			0.00	5,506.00	0.00	7,204.00	(1,698.00)	-30.8%
BOOKS AND SUPPLIES								
Books and Other Reference Materials		4200	0.00	0.00	0.00	0.00	0.00	0.0%
Materials and Supplies		4300	0.00	40,777.00	6,835.63	40,776.00	1.00	0.0%
Noncapitalized Equipment		4400	0.00	44,668.00	2,846.80	44,668.00	0.00	0.0%
TOTAL, BOOKS AND SUPPLIES			0.00	85,445.00	9,682.43	85,444.00	1.00	0.0%
SERVICES AND OTHER OPERATING EXPENDITURES								
Subagreements for Services		5100	0.00	0.00	0.00	0.00	0.00	0.0%
Travel and Conferences		5200	0.00	0.00	0.00	0.00	0.00	0.0%
Rentals, Leases, Repairs, and Noncapitalized Improvements		5600	0.00	(95.00)	12,879.09	23,880.00	(23,975.00)	25236.8%
Transfers of Direct Costs		5710	0.00	0.00	0.00	0.00	0.00	0.0%
Transfers of Direct Costs - Interfund		5750	0.00	0.00	(9,418.00)	(9,418.00)	9,418.00	New
Professional/Consulting Services and Operating Expenditures		5800	0.00	2,000.00	1,750.00	2,000.00	0.00	0.0%
TOTAL, SERVICES AND OTHER OPERATING EXPENDITURES			0.00	1,905.00	5,211.09	16,462.00	(14,557.00)	-764.1%
CAPITAL OUTLAY								
Land Improvements		6170	0.00	0.00	0.00	0.00	0.00	0.0%
Buildings and Improvements of Buildings		6200	2,000,000.00	1,871,184.00	459,715.27	1,793,462.00	77,722.00	4.2%
Equipment		6400	0.00	0.00	0.00	51,000.00	(51,000.00)	New
Equipment Replacement		6500	0.00	0.00	0.00	0.00	0.00	0.0%
Lease Assets		6600	0.00	0.00	0.00	0.00	0.00	0.0%
TOTAL, CAPITAL OUTLAY			2,000,000.00	1,871,184.00	459,715.27	1,844,462.00	26,722.00	1.4%
OTHER OUTGO (excluding Transfers of Indirect Costs)								
Debt Service								
Debt Service - Interest		7438	0.00	0.00	0.00	0.00	0.00	0.0%
Other Debt Service - Principal		7439	0.00	0.00	0.00	0.00	0.00	0.0%
TOTAL, OTHER OUTGO (excluding Transfers of Indirect Costs)			0.00	0.00	0.00	0.00	0.00	0.0%
TOTAL, EXPENDITURES			2,000,000.00	2,000,000.00	474,608.79	2,000,000.00		

Description	Resource Codes	Object Codes	Original Budget (A)	Board Approved Operating Budget (B)	Actuals To Date (C)	Projected Year Totals (D)	Difference (Col B & D) (E)	% Diff Column B & D (F)
INTERFUND TRANSFERS								
INTERFUND TRANSFERS IN								
Other Authorized Interfund Transfers In		8919	2,000,000.00	2,000,000.00	2,000,000.00	2,000,000.00	0.00	0.0%
(a) TOTAL, INTERFUND TRANSFERS IN			2,000,000.00	2,000,000.00	2,000,000.00	2,000,000.00	0.00	0.0%
INTERFUND TRANSFERS OUT								
Other Authorized Interfund Transfers Out		7619	0.00	0.00	0.00	0.00	0.00	0.0%
(b) TOTAL, INTERFUND TRANSFERS OUT			0.00	0.00	0.00	0.00	0.00	0.0%
OTHER SOURCES/USES								
SOURCES								
Other Sources								
Transfers from Funds of Lapsed/Reorganized LEAs		8965	0.00	0.00	0.00	0.00	0.00	0.0%
Long-Term Debt Proceeds								
Proceeds from Leases		8972	0.00	0.00	0.00	0.00	0.00	0.0%
All Other Financing Sources		8979	0.00	0.00	0.00	0.00	0.00	0.0%
(c) TOTAL, SOURCES			0.00	0.00	0.00	0.00	0.00	0.0%
USES								
Transfers of Funds from Lapsed/Reorganized LEAs		7651	0.00	0.00	0.00	0.00	0.00	0.0%
All Other Financing Uses		7699	0.00	0.00	0.00	0.00	0.00	0.0%
(d) TOTAL, USES			0.00	0.00	0.00	0.00	0.00	0.0%
CONTRIBUTIONS								
Contributions from Unrestricted Revenues		8980	0.00	0.00	0.00	0.00	0.00	0.0%
Contributions from Restricted Revenues		8990	0.00	0.00	0.00	0.00	0.00	0.0%
(e) TOTAL, CONTRIBUTIONS			0.00	0.00	0.00	0.00	0.00	0.0%
TOTAL, OTHER FINANCING SOURCES/USES (a - b + c - d + e)			2,000,000.00	2,000,000.00	2,000,000.00	2,000,000.00		

Resource	Description	2021/22 Projected Year Totals
9010	Other Restricted Local	1,638,481.18
Total, Restricted Balance		1,638,481.18

Description	Resource Codes	Object Codes	Original Budget (A)	Board Approved Operating Budget (B)	Actuals To Date (C)	Projected Year Totals (D)	Difference (Col B & D) (E)	% Diff Column B & D (F)
A. REVENUES								
1) LCFF Sources		8010-8099	0.00	0.00	0.00	0.00	0.00	0.0%
2) Federal Revenue		8100-8299	0.00	0.00	0.00	0.00	0.00	0.0%
3) Other State Revenue		8300-8599	0.00	0.00	0.00	0.00	0.00	0.0%
4) Other Local Revenue		8600-8799	2,294,395.00	2,206,385.00	1,071,149.25	2,207,934.00	1,549.00	0.1%
5) TOTAL, REVENUES			2,294,395.00	2,206,385.00	1,071,149.25	2,207,934.00		
B. EXPENDITURES								
1) Certificated Salaries		1000-1999	0.00	0.00	0.00	0.00	0.00	0.0%
2) Classified Salaries		2000-2999	958,656.00	1,194,079.00	600,526.87	1,707,995.00	(513,916.00)	-43.0%
3) Employee Benefits		3000-3999	571,927.00	565,503.00	266,722.13	609,950.00	(44,447.00)	-7.9%
4) Books and Supplies		4000-4999	25,950.00	1,919,677.00	902,318.50	1,982,000.00	(62,323.00)	-3.2%
5) Services and Other Operating Expenditures		5000-5999	2,272,250.00	3,993,350.00	2,783,623.75	4,170,806.00	(177,456.00)	-4.4%
6) Capital Outlay		6000-6999	79,708,669.00	82,597,987.00	45,316,029.56	95,873,148.00	(13,275,161.00)	-16.1%
7) Other Outgo (excluding Transfers of Indirect Costs)		7100-7299, 7400-7499	0.00	0.00	0.00	0.00	0.00	0.0%
8) Other Outgo - Transfers of Indirect Costs		7300-7399	0.00	0.00	0.00	0.00	0.00	0.0%
9) TOTAL, EXPENDITURES			83,537,452.00	90,270,596.00	49,869,220.81	104,343,899.00		
C. EXCESS (DEFICIENCY) OF REVENUES OVER EXPENDITURES BEFORE OTHER FINANCING SOURCES AND USES (A5 - B9)			(81,243,057.00)	(88,064,211.00)	(48,798,071.56)	(102,135,965.00)		
D. OTHER FINANCING SOURCES/USES								
1) Interfund Transfers								
a) Transfers In		8900-8929	391,411.00	5,961,213.00	12,088,660.30	12,123,692.00	6,162,479.00	103.4%
b) Transfers Out		7600-7629	0.00	0.00	0.00	0.00	0.00	0.0%
2) Other Sources/Uses								
a) Sources		8930-8979	0.00	8,650.00	8,650.00	150,008,650.00	150,000,000.00	##########
b) Uses		7630-7699	0.00	0.00	0.00	0.00	0.00	0.0%
3) Contributions		8980-8999	0.00	0.00	0.00	0.00	0.00	0.0%
4) TOTAL, OTHER FINANCING SOURCES/USES			391,411.00	5,969,863.00	12,097,310.30	162,132,342.00		

Description	Resource Codes	Object Codes	Original Budget (A)	Board Approved Operating Budget (B)	Actuals To Date (C)	Projected Year Totals (D)	Difference (Col B & D) (E)	% Diff Column B & D (F)
E. NET INCREASE (DECREASE) IN FUND BALANCE (C + D4)			(80,851,646.00)	(82,094,348.00)	(36,700,761.26)	59,996,377.00		
F. FUND BALANCE, RESERVES								
1) Beginning Fund Balance								
a) As of July 1 - Unaudited		9791	159,137,972.40	159,137,972.40		159,137,972.40	0.00	0.0%
b) Audit Adjustments		9793	0.00	0.00		0.00	0.00	0.0%
c) As of July 1 - Audited (F1a + F1b)			159,137,972.40	159,137,972.40		159,137,972.40		
d) Other Restatements		9795	0.00	0.00		0.00	0.00	0.0%
e) Adjusted Beginning Balance (F1c + F1d)			159,137,972.40	159,137,972.40		159,137,972.40		
2) Ending Balance, June 30 (E + F1e)			78,286,326.40	77,043,624.40		219,134,349.40		
Components of Ending Fund Balance								
a) Nonspendable								
Revolving Cash		9711	0.00	0.00		0.00		
Stores		9712	0.00	0.00		0.00		
Prepaid Items		9713	0.00	0.00		0.00		
All Others		9719	0.00	0.00		0.00		
b) Legally Restricted Balance		9740	77,148,080.95	75,911,386.95		218,002,269.95		
c) Committed								
Stabilization Arrangements		9750	0.00	0.00		0.00		
Other Commitments		9760	0.00	0.00		0.00		
d) Assigned								
Other Assignments		9780	1,138,245.45	1,132,237.45		1,132,079.45		
Site Re-Use	0000	9780	*1,138,245.45*					
Site Re-Use	0000	9780		*1,132,237.45*				
Site Re-Use	0000	9780				*1,132,079.45*		
e) Unassigned/Unappropriated								
Reserve for Economic Uncertainties		9789	0.00	0.00		0.00		
Unassigned/Unappropriated Amount		9790	0.00	0.00		0.00		

Description	Resource Codes	Object Codes	Original Budget (A)	Board Approved Operating Budget (B)	Actuals To Date (C)	Projected Year Totals (D)	Difference (Col B & D) (E)	% Diff Column B & D (F)
FEDERAL REVENUE								
FEMA		8281	0.00	0.00	0.00	0.00	0.00	0.0%
All Other Federal Revenue		8290	0.00	0.00	0.00	0.00	0.00	0.0%
TOTAL, FEDERAL REVENUE			0.00	0.00	0.00	0.00	0.00	0.0%
OTHER STATE REVENUE								
Tax Relief Subventions Restricted Levies - Other								
Homeowners' Exemptions		8575	0.00	0.00	0.00	0.00	0.00	0.0%
Other Subventions/In-Lieu Taxes		8576	0.00	0.00	0.00	0.00	0.00	0.0%
All Other State Revenue		8590	0.00	0.00	0.00	0.00	0.00	0.0%
TOTAL, OTHER STATE REVENUE			0.00	0.00	0.00	0.00	0.00	0.0%
OTHER LOCAL REVENUE								
County and District Taxes								
Other Restricted Levies Secured Roll		8615	0.00	0.00	0.00	0.00	0.00	0.0%
Unsecured Roll		8616	0.00	0.00	0.00	0.00	0.00	0.0%
Prior Years' Taxes		8617	0.00	0.00	0.00	0.00	0.00	0.0%
Supplemental Taxes		8618	0.00	0.00	0.00	0.00	0.00	0.0%
Non-Ad Valorem Taxes Parcel Taxes		8621	0.00	0.00	0.00	0.00	0.00	0.0%
Other		8622	0.00	0.00	0.00	0.00	0.00	0.0%
Community Redevelopment Funds Not Subject to LCFF Deduction		8625	120,000.00	120,000.00	5,940.43	120,000.00	0.00	0.0%
Penalties and Interest from Delinquent Non-LCFF Taxes		8629	0.00	0.00	0.00	0.00	0.00	0.0%
Sales Sale of Equipment/Supplies		8631	0.00	0.00	0.00	0.00	0.00	0.0%
Leases and Rentals		8650	1,726,314.00	1,726,314.00	943,944.72	1,726,314.00	0.00	0.0%
Interest		8660	423,081.00	336,600.00	50,751.00	336,600.00	0.00	0.0%
Net Increase (Decrease) in the Fair Value of Investments		8662	0.00	0.00	0.00	0.00	0.00	0.0%
Other Local Revenue								
All Other Local Revenue		8699	25,000.00	23,471.00	70,513.10	25,020.00	1,549.00	6.6%
All Other Transfers In from All Others		8799	0.00	0.00	0.00	0.00	0.00	0.0%
TOTAL, OTHER LOCAL REVENUE			2,294,395.00	2,206,385.00	1,071,149.25	2,207,934.00	1,549.00	0.1%
TOTAL, REVENUES			2,294,395.00	2,206,385.00	1,071,149.25	2,207,934.00		

Description	Resource Codes	Object Codes	Original Budget (A)	Board Approved Operating Budget (B)	Actuals To Date (C)	Projected Year Totals (D)	Difference (Col B & D) (E)	% Diff Column B & D (F)
CLASSIFIED SALARIES								
Classified Support Salaries		2200	175,808.00	71,484.00	39,131.06	39,132.00	32,352.00	45.3%
Classified Supervisors' and Administrators' Salaries		2300	485,611.00	526,760.00	331,218.51	622,598.00	(95,838.00)	-18.2%
Clerical, Technical and Office Salaries		2400	297,237.00	282,083.00	130,723.25	312,856.00	(30,773.00)	-10.9%
Other Classified Salaries		2900	0.00	313,752.00	99,454.05	733,409.00	(419,657.00)	-133.8%
TOTAL, CLASSIFIED SALARIES			958,656.00	1,194,079.00	600,526.87	1,707,995.00	(513,916.00)	-43.0%
EMPLOYEE BENEFITS								
STRS		3101-3102	0.00	12,904.00	12,970.10	15,072.00	(2,168.00)	-16.8%
PERS		3201-3202	220,269.00	198,682.00	109,283.51	203,290.00	(4,608.00)	-2.3%
OASDI/Medicare/Alternative		3301-3302	73,332.00	109,507.00	39,463.47	119,474.00	(9,967.00)	-9.1%
Health and Welfare Benefits		3401-3402	197,248.00	132,425.00	58,468.09	151,227.00	(18,802.00)	-14.2%
Unemployment Insurance		3501-3502	11,805.00	6,334.00	3,011.02	7,280.00	(946.00)	-14.9%
Workers' Compensation		3601-3602	19,174.00	29,556.00	12,038.92	30,407.00	(851.00)	-2.9%
OPEB, Allocated		3701-3702	35,470.00	54,956.00	22,219.87	60,805.00	(5,849.00)	-10.6%
OPEB, Active Employees		3751-3752	0.00	0.00	0.00	0.00	0.00	0.0%
Other Employee Benefits		3901-3902	14,629.00	21,139.00	9,267.15	22,395.00	(1,256.00)	-5.9%
TOTAL, EMPLOYEE BENEFITS			571,927.00	565,503.00	266,722.13	609,950.00	(44,447.00)	-7.9%
BOOKS AND SUPPLIES								
Books and Other Reference Materials		4200	0.00	0.00	0.00	0.00	0.00	0.0%
Materials and Supplies		4300	25,950.00	1,001,475.00	798,490.96	980,475.00	21,000.00	2.1%
Noncapitalized Equipment		4400	0.00	918,202.00	103,827.54	1,001,525.00	(83,323.00)	-9.1%
TOTAL, BOOKS AND SUPPLIES			25,950.00	1,919,677.00	902,318.50	1,982,000.00	(62,323.00)	-3.2%
SERVICES AND OTHER OPERATING EXPENDITURES								
Subagreements for Services		5100	0.00	0.00	0.00	0.00	0.00	0.0%
Travel and Conferences		5200	3,250.00	3,250.00	1,455.21	3,250.00	0.00	0.0%
Insurance		5400-5450	0.00	0.00	0.00	0.00	0.00	0.0%
Operations and Housekeeping Services		5500	0.00	0.00	0.00	0.00	0.00	0.0%
Rentals, Leases, Repairs, and Noncapitalized Improvements		5600	62,768.00	960,878.00	557,994.29	941,481.00	19,397.00	2.0%
Transfers of Direct Costs		5710	0.00	0.00	0.00	0.00	0.00	0.0%
Transfers of Direct Costs - Interfund		5750	1,850,253.00	1,676,170.00	1,675,422.47	1,675,423.00	747.00	0.0%
Professional/Consulting Services and Operating Expenditures		5800	355,979.00	1,353,051.00	548,751.78	1,550,651.00	(197,600.00)	-14.6%
Communications		5900	0.00	1.00	0.00	1.00	0.00	0.0%
TOTAL, SERVICES AND OTHER OPERATING EXPENDITURES			2,272,250.00	3,993,350.00	2,783,623.75	4,170,806.00	(177,456.00)	-4.4%

Description	Resource Codes	Object Codes	Original Budget (A)	Board Approved Operating Budget (B)	Actuals To Date (C)	Projected Year Totals (D)	Difference (Col B & D) (E)	% Diff Column B & D (F)
CAPITAL OUTLAY								
Land		6100	0.00	0.00	0.00	0.00	0.00	0.0%
Land Improvements		6170	0.00	0.00	0.00	0.00	0.00	0.0%
Buildings and Improvements of Buildings		6200	79,708,669.00	68,224,300.00	41,687,396.03	78,768,630.00	(10,544,330.00)	-15.5%
Books and Media for New School Libraries or Major Expansion of School Libraries		6300	0.00	0.00	0.00	0.00	0.00	0.0%
Equipment		6400	0.00	14,373,687.00	3,628,633.53	17,104,518.00	(2,730,831.00)	-19.0%
Equipment Replacement		6500	0.00	0.00	0.00	0.00	0.00	0.0%
Lease Assets		6600	0.00	0.00	0.00	0.00	0.00	0.0%
TOTAL, CAPITAL OUTLAY			79,708,669.00	82,597,987.00	45,316,029.56	95,873,148.00	(13,275,161.00)	-16.1%
OTHER OUTGO (excluding Transfers of Indirect Costs)								
Other Transfers Out								
All Other Transfers Out to All Others		7299	0.00	0.00	0.00	0.00	0.00	0.0%
Debt Service								
Repayment of State School Building Fund Aid - Proceeds from Bonds		7435	0.00	0.00	0.00	0.00	0.00	0.0%
Debt Service - Interest		7438	0.00	0.00	0.00	0.00	0.00	0.0%
Other Debt Service - Principal		7439	0.00	0.00	0.00	0.00	0.00	0.0%
TOTAL, OTHER OUTGO (excluding Transfers of Indirect Costs)			0.00	0.00	0.00	0.00	0.00	0.0%
TOTAL, EXPENDITURES			83,537,452.00	90,270,596.00	49,869,220.81	104,343,899.00		

Description	Resource Codes	Object Codes	Original Budget (A)	Board Approved Operating Budget (B)	Actuals To Date (C)	Projected Year Totals (D)	Difference (Col B & D) (E)	% Diff Column B & D (F)
INTERFUND TRANSFERS								
INTERFUND TRANSFERS IN								
Other Authorized Interfund Transfers In		8919	391,411.00	5,961,213.00	12,088,660.30	12,123,692.00	6,162,479.00	103.4%
(a) TOTAL, INTERFUND TRANSFERS IN			391,411.00	5,961,213.00	12,088,660.30	12,123,692.00	6,162,479.00	103.4%
INTERFUND TRANSFERS OUT								
To: State School Building Fund/ County School Facilities Fund		7613	0.00	0.00	0.00	0.00	0.00	0.0%
Other Authorized Interfund Transfers Out		7619	0.00	0.00	0.00	0.00	0.00	0.0%
(b) TOTAL, INTERFUND TRANSFERS OUT			0.00	0.00	0.00	0.00	0.00	0.0%
OTHER SOURCES/USES								
SOURCES								
Proceeds								
Proceeds from Sale of Bonds		8951	0.00	0.00	0.00	150,000,000.00	150,000,000.00	New
Proceeds from Disposal of Capital Assets		8953	0.00	8,650.00	8,650.00	8,650.00	0.00	0.0%
Other Sources								
County School Building Aid		8961	0.00	0.00	0.00	0.00	0.00	0.0%
Transfers from Funds of Lapsed/Reorganized LEAs		8965	0.00	0.00	0.00	0.00	0.00	0.0%
Long-Term Debt Proceeds								
Proceeds from Certificates of Participation		8971	0.00	0.00	0.00	0.00	0.00	0.0%
Proceeds from Leases		8972	0.00	0.00	0.00	0.00	0.00	0.0%
Proceeds from Lease Revenue Bonds		8973	0.00	0.00	0.00	0.00	0.00	0.0%
All Other Financing Sources		8979	0.00	0.00	0.00	0.00	0.00	0.0%
(c) TOTAL, SOURCES			0.00	8,650.00	8,650.00	150,008,650.00	150,000,000.00	##########
USES								
Transfers of Funds from Lapsed/Reorganized LEAs		7651	0.00	0.00	0.00	0.00	0.00	0.0%
All Other Financing Uses		7699	0.00	0.00	0.00	0.00	0.00	0.0%
(d) TOTAL, USES			0.00	0.00	0.00	0.00	0.00	0.0%
CONTRIBUTIONS								
Contributions from Unrestricted Revenues		8980	0.00	0.00	0.00	0.00	0.00	0.0%
Contributions from Restricted Revenues		8990	0.00	0.00	0.00	0.00	0.00	0.0%
(e) TOTAL, CONTRIBUTIONS			0.00	0.00	0.00	0.00	0.00	0.0%
TOTAL, OTHER FINANCING SOURCES/USES (a - b + c - d + e)			391,411.00	5,969,863.00	12,097,310.30	162,132,342.00		

Resource	Description	2021/22 Projected Year Totals
9010	Other Restricted Local	218,002,269.95
Total, Restricted Balance		218,002,269.95

Description	Resource Codes	Object Codes	Original Budget (A)	Board Approved Operating Budget (B)	Actuals To Date (C)	Projected Year Totals (D)	Difference (Col B & D) (E)	% Diff Column B & D (F)
A. REVENUES								
1) LCFF Sources		8010-8099	0.00	0.00	0.00	0.00	0.00	0.0%
2) Federal Revenue		8100-8299	0.00	0.00	0.00	0.00	0.00	0.0%
3) Other State Revenue		8300-8599	0.00	0.00	0.00	0.00	0.00	0.0%
4) Other Local Revenue		8600-8799	1,256,000.00	2,260,000.00	1,671,720.24	2,260,000.00	0.00	0.0%
5) TOTAL, REVENUES			1,256,000.00	2,260,000.00	1,671,720.24	2,260,000.00		
B. EXPENDITURES								
1) Certificated Salaries		1000-1999	0.00	0.00	0.00	0.00	0.00	0.0%
2) Classified Salaries		2000-2999	0.00	0.00	0.00	0.00	0.00	0.0%
3) Employee Benefits		3000-3999	0.00	0.00	0.00	0.00	0.00	0.0%
4) Books and Supplies		4000-4999	0.00	0.00	0.00	0.00	0.00	0.0%
5) Services and Other Operating Expenditures		5000-5999	60,000.00	152,845.00	40,035.96	152,845.00	0.00	0.0%
6) Capital Outlay		6000-6999	0.00	0.00	0.00	0.00	0.00	0.0%
7) Other Outgo (excluding Transfers of Indirect Costs)		7100-7299, 7400-7499	0.00	0.00	0.00	0.00	0.00	0.0%
8) Other Outgo - Transfers of Indirect Costs		7300-7399	0.00	0.00	0.00	0.00	0.00	0.0%
9) TOTAL, EXPENDITURES			60,000.00	152,845.00	40,035.96	152,845.00		
C. EXCESS (DEFICIENCY) OF REVENUES OVER EXPENDITURES BEFORE OTHER FINANCING SOURCES AND USES (A5 - B9)			1,196,000.00	2,107,155.00	1,631,684.28	2,107,155.00		
D. OTHER FINANCING SOURCES/USES								
1) Interfund Transfers								
a) Transfers In		8900-8929	0.00	0.00	0.00	0.00	0.00	0.0%
b) Transfers Out		7600-7629	0.00	0.00	0.00	0.00	0.00	0.0%
2) Other Sources/Uses								
a) Sources		8930-8979	0.00	0.00	0.00	0.00	0.00	0.0%
b) Uses		7630-7699	0.00	0.00	0.00	0.00	0.00	0.0%
3) Contributions		8980-8999	0.00	0.00	0.00	0.00	0.00	0.0%
4) TOTAL, OTHER FINANCING SOURCES/USES			0.00	0.00	0.00	0.00		

Description	Resource Codes	Object Codes	Original Budget (A)	Board Approved Operating Budget (B)	Actuals To Date (C)	Projected Year Totals (D)	Difference (Col B & D) (E)	% Diff Column B & D (F)
E. NET INCREASE (DECREASE) IN FUND BALANCE (C + D4)			1,196,000.00	2,107,155.00	1,631,684.28	2,107,155.00		
F. FUND BALANCE, RESERVES								
1) Beginning Fund Balance								
a) As of July 1 - Unaudited		9791	4,592,663.06	4,592,663.06		4,592,663.06	0.00	0.0%
b) Audit Adjustments		9793	0.00	0.00		0.00	0.00	0.0%
c) As of July 1 - Audited (F1a + F1b)			4,592,663.06	4,592,663.06		4,592,663.06		
d) Other Restatements		9795	0.00	0.00		0.00	0.00	0.0%
e) Adjusted Beginning Balance (F1c + F1d)			4,592,663.06	4,592,663.06		4,592,663.06		
2) Ending Balance, June 30 (E + F1e)			5,788,663.06	6,699,818.06		6,699,818.06		
Components of Ending Fund Balance								
a) Nonspendable								
Revolving Cash		9711	0.00	0.00		0.00		
Stores		9712	0.00	0.00		0.00		
Prepaid Items		9713	0.00	0.00		0.00		
All Others		9719	0.00	0.00		0.00		
b) Legally Restricted Balance		9740	5,788,663.06	6,699,818.06		6,699,818.06		
c) Committed								
Stabilization Arrangements		9750	0.00	0.00		0.00		
Other Commitments		9760	0.00	0.00		0.00		
d) Assigned								
Other Assignments		9780	0.00	0.00		0.00		
e) Unassigned/Unappropriated								
Reserve for Economic Uncertainties		9789	0.00	0.00		0.00		
Unassigned/Unappropriated Amount		9790	0.00	0.00		0.00		

Description	Resource Codes	Object Codes	Original Budget (A)	Board Approved Operating Budget (B)	Actuals To Date (C)	Projected Year Totals (D)	Difference (Col B & D) (E)	% Diff Column B & D (F)
OTHER STATE REVENUE								
Tax Relief Subventions Restricted Levies - Other								
Homeowners' Exemptions		8575	0.00	0.00	0.00	0.00	0.00	0.0%
Other Subventions/In-Lieu Taxes		8576	0.00	0.00	0.00	0.00	0.00	0.0%
All Other State Revenue		8590	0.00	0.00	0.00	0.00	0.00	0.0%
TOTAL, OTHER STATE REVENUE			0.00	0.00	0.00	0.00	0.00	0.0%
OTHER LOCAL REVENUE								
County and District Taxes								
Other Restricted Levies Secured Roll		8615	0.00	0.00	0.00	0.00	0.00	0.0%
Unsecured Roll		8616	0.00	0.00	0.00	0.00	0.00	0.0%
Prior Years' Taxes		8617	0.00	0.00	0.00	0.00	0.00	0.0%
Supplemental Taxes		8618	0.00	0.00	0.00	0.00	0.00	0.0%
Non-Ad Valorem Taxes Parcel Taxes		8621	0.00	0.00	0.00	0.00	0.00	0.0%
Other		8622	0.00	0.00	0.00	0.00	0.00	0.0%
Community Redevelopment Funds Not Subject to LCFF Deduction		8625	0.00	0.00	0.00	0.00	0.00	0.0%
Penalties and Interest from Delinquent Non-LCFF Taxes		8629	0.00	0.00	0.00	0.00	0.00	0.0%
Sales Sale of Equipment/Supplies		8631	0.00	0.00	0.00	0.00	0.00	0.0%
Interest		8660	6,000.00	10,000.00	8,100.00	10,000.00	0.00	0.0%
Net Increase (Decrease) in the Fair Value of Investments		8662	0.00	0.00	0.00	0.00	0.00	0.0%
Fees and Contracts								
Mitigation/Developer Fees		8681	1,250,000.00	2,250,000.00	1,663,620.24	2,250,000.00	0.00	0.0%
Other Local Revenue								
All Other Local Revenue		8699	0.00	0.00	0.00	0.00	0.00	0.0%
All Other Transfers In from All Others		8799	0.00	0.00	0.00	0.00	0.00	0.0%
TOTAL, OTHER LOCAL REVENUE			1,256,000.00	2,260,000.00	1,671,720.24	2,260,000.00	0.00	0.0%
TOTAL, REVENUES			1,256,000.00	2,260,000.00	1,671,720.24	2,260,000.00		

Description	Resource Codes	Object Codes	Original Budget (A)	Board Approved Operating Budget (B)	Actuals To Date (C)	Projected Year Totals (D)	Difference (Col B & D) (E)	% Diff Column B & D (F)
CERTIFICATED SALARIES								
Other Certificated Salaries		1900	0.00	0.00	0.00	0.00	0.00	0.0%
TOTAL, CERTIFICATED SALARIES			0.00	0.00	0.00	0.00	0.00	0.0%
CLASSIFIED SALARIES								
Classified Support Salaries		2200	0.00	0.00	0.00	0.00	0.00	0.0%
Classified Supervisors' and Administrators' Salaries		2300	0.00	0.00	0.00	0.00	0.00	0.0%
Clerical, Technical and Office Salaries		2400	0.00	0.00	0.00	0.00	0.00	0.0%
Other Classified Salaries		2900	0.00	0.00	0.00	0.00	0.00	0.0%
TOTAL, CLASSIFIED SALARIES			0.00	0.00	0.00	0.00	0.00	0.0%
EMPLOYEE BENEFITS								
STRS		3101-3102	0.00	0.00	0.00	0.00	0.00	0.0%
PERS		3201-3202	0.00	0.00	0.00	0.00	0.00	0.0%
OASDI/Medicare/Alternative		3301-3302	0.00	0.00	0.00	0.00	0.00	0.0%
Health and Welfare Benefits		3401-3402	0.00	0.00	0.00	0.00	0.00	0.0%
Unemployment Insurance		3501-3502	0.00	0.00	0.00	0.00	0.00	0.0%
Workers' Compensation		3601-3602	0.00	0.00	0.00	0.00	0.00	0.0%
OPEB, Allocated		3701-3702	0.00	0.00	0.00	0.00	0.00	0.0%
OPEB, Active Employees		3751-3752	0.00	0.00	0.00	0.00	0.00	0.0%
Other Employee Benefits		3901-3902	0.00	0.00	0.00	0.00	0.00	0.0%
TOTAL, EMPLOYEE BENEFITS			0.00	0.00	0.00	0.00	0.00	0.0%
BOOKS AND SUPPLIES								
Approved Textbooks and Core Curricula Materials		4100	0.00	0.00	0.00	0.00	0.00	0.0%
Books and Other Reference Materials		4200	0.00	0.00	0.00	0.00	0.00	0.0%
Materials and Supplies		4300	0.00	0.00	0.00	0.00	0.00	0.0%
Noncapitalized Equipment		4400	0.00	0.00	0.00	0.00	0.00	0.0%
TOTAL, BOOKS AND SUPPLIES			0.00	0.00	0.00	0.00	0.00	0.0%
SERVICES AND OTHER OPERATING EXPENDITURES								
Subagreements for Services		5100	0.00	0.00	0.00	0.00	0.00	0.0%
Travel and Conferences		5200	0.00	0.00	0.00	0.00	0.00	0.0%
Insurance		5400-5450	0.00	0.00	0.00	0.00	0.00	0.0%
Operations and Housekeeping Services		5500	0.00	0.00	0.00	0.00	0.00	0.0%
Rentals, Leases, Repairs, and Noncapitalized Improvements		5600	0.00	0.00	0.00	0.00	0.00	0.0%
Transfers of Direct Costs		5710	0.00	0.00	0.00	0.00	0.00	0.0%
Transfers of Direct Costs - Interfund		5750	0.00	0.00	0.00	0.00	0.00	0.0%
Professional/Consulting Services and Operating Expenditures		5800	60,000.00	152,345.00	39,919.96	152,345.00	0.00	0.0%
Communications		5900	0.00	500.00	116.00	500.00	0.00	0.0%
TOTAL, SERVICES AND OTHER OPERATING EXPENDITURES			60,000.00	152,845.00	40,035.96	152,845.00	0.00	0.0%

Description	Resource Codes	Object Codes	Original Budget (A)	Board Approved Operating Budget (B)	Actuals To Date (C)	Projected Year Totals (D)	Difference (Col B & D) (E)	% Diff Column B & D (F)
CAPITAL OUTLAY								
Land		6100	0.00	0.00	0.00	0.00	0.00	0.0%
Land Improvements		6170	0.00	0.00	0.00	0.00	0.00	0.0%
Buildings and Improvements of Buildings		6200	0.00	0.00	0.00	0.00	0.00	0.0%
Books and Media for New School Libraries or Major Expansion of School Libraries		6300	0.00	0.00	0.00	0.00	0.00	0.0%
Equipment		6400	0.00	0.00	0.00	0.00	0.00	0.0%
Equipment Replacement		6500	0.00	0.00	0.00	0.00	0.00	0.0%
Lease Assets		6600	0.00	0.00	0.00	0.00	0.00	0.0%
TOTAL, CAPITAL OUTLAY			0.00	0.00	0.00	0.00	0.00	0.0%
OTHER OUTGO (excluding Transfers of Indirect Costs)								
Other Transfers Out								
All Other Transfers Out to All Others		7299	0.00	0.00	0.00	0.00	0.00	0.0%
Debt Service								
Debt Service - Interest		7438	0.00	0.00	0.00	0.00	0.00	0.0%
Other Debt Service - Principal		7439	0.00	0.00	0.00	0.00	0.00	0.0%
TOTAL, OTHER OUTGO (excluding Transfers of Indirect Costs)			0.00	0.00	0.00	0.00	0.00	0.0%
TOTAL, EXPENDITURES			60,000.00	152,845.00	40,035.96	152,845.00		

Description	Resource Codes	Object Codes	Original Budget (A)	Board Approved Operating Budget (B)	Actuals To Date (C)	Projected Year Totals (D)	Difference (Col B & D) (E)	% Diff Column B & D (F)
INTERFUND TRANSFERS								
INTERFUND TRANSFERS IN								
Other Authorized Interfund Transfers In		8919	0.00	0.00	0.00	0.00	0.00	0.0%
(a) TOTAL, INTERFUND TRANSFERS IN			0.00	0.00	0.00	0.00	0.00	0.0%
INTERFUND TRANSFERS OUT								
To: State School Building Fund/ County School Facilities Fund		7613	0.00	0.00	0.00	0.00	0.00	0.0%
Other Authorized Interfund Transfers Out		7619	0.00	0.00	0.00	0.00	0.00	0.0%
(b) TOTAL, INTERFUND TRANSFERS OUT			0.00	0.00	0.00	0.00	0.00	0.0%
OTHER SOURCES/USES								
SOURCES								
Proceeds								
Proceeds from Disposal of Capital Assets		8953	0.00	0.00	0.00	0.00	0.00	0.0%
Other Sources								
Transfers from Funds of Lapsed/Reorganized LEAs		8965	0.00	0.00	0.00	0.00	0.00	0.0%
Long-Term Debt Proceeds								
Proceeds from Certificates of Participation		8971	0.00	0.00	0.00	0.00	0.00	0.0%
Proceeds from Leases		8972	0.00	0.00	0.00	0.00	0.00	0.0%
Proceeds from Lease Revenue Bonds		8973	0.00	0.00	0.00	0.00	0.00	0.0%
All Other Financing Sources		8979	0.00	0.00	0.00	0.00	0.00	0.0%
(c) TOTAL, SOURCES			0.00	0.00	0.00	0.00	0.00	0.0%
USES								
Transfers of Funds from Lapsed/Reorganized LEAs		7651	0.00	0.00	0.00	0.00	0.00	0.0%
All Other Financing Uses		7699	0.00	0.00	0.00	0.00	0.00	0.0%
(d) TOTAL, USES			0.00	0.00	0.00	0.00	0.00	0.0%
CONTRIBUTIONS								
Contributions from Unrestricted Revenues		8980	0.00	0.00	0.00	0.00	0.00	0.0%
Contributions from Restricted Revenues		8990	0.00	0.00	0.00	0.00	0.00	0.0%
(e) TOTAL, CONTRIBUTIONS			0.00	0.00	0.00	0.00	0.00	0.0%
TOTAL, OTHER FINANCING SOURCES/USES (a - b + c - d + e)			0.00	0.00	0.00	0.00		

Resource	Description	2021/22 Projected Year Totals
9010	Other Restricted Local	6,699,818.06
Total, Restricted Balance		6,699,818.06

Description	Resource Codes	Object Codes	Original Budget (A)	Board Approved Operating Budget (B)	Actuals To Date (C)	Projected Year Totals (D)	Difference (Col B & D) (E)	% Diff Column B & D (F)
A. REVENUES								
1) LCFF Sources		8010-8099	0.00	0.00	0.00	0.00	0.00	0.0%
2) Federal Revenue		8100-8299	0.00	0.00	0.00	0.00	0.00	0.0%
3) Other State Revenue		8300-8599	0.00	0.00	0.00	0.00	0.00	0.0%
4) Other Local Revenue		8600-8799	0.00	5,567,449.00	11,729,928.20	11,729,928.00	6,162,479.00	110.7%
5) TOTAL, REVENUES			0.00	5,567,449.00	11,729,928.20	11,729,928.00		
B. EXPENDITURES								
1) Certificated Salaries		1000-1999	0.00	0.00	0.00	0.00	0.00	0.0%
2) Classified Salaries		2000-2999	0.00	0.00	0.00	0.00	0.00	0.0%
3) Employee Benefits		3000-3999	0.00	0.00	0.00	0.00	0.00	0.0%
4) Books and Supplies		4000-4999	0.00	0.00	0.00	0.00	0.00	0.0%
5) Services and Other Operating Expenditures		5000-5999	0.00	0.00	0.00	0.00	0.00	0.0%
6) Capital Outlay		6000-6999	0.00	0.00	0.00	0.00	0.00	0.0%
7) Other Outgo (excluding Transfers of Indirect Costs)		7100-7299, 7400-7499	0.00	0.00	0.00	0.00	0.00	0.0%
8) Other Outgo - Transfers of Indirect Costs		7300-7399	0.00	0.00	0.00	0.00	0.00	0.0%
9) TOTAL, EXPENDITURES			0.00	0.00	0.00	0.00		
C. EXCESS (DEFICIENCY) OF REVENUES OVER EXPENDITURES BEFORE OTHER FINANCING SOURCES AND USES (A5 - B9)			0.00	5,567,449.00	11,729,928.20	11,729,928.00		
D. OTHER FINANCING SOURCES/USES								
1) Interfund Transfers								
a) Transfers In		8900-8929	0.00	0.00	0.00	0.00	0.00	0.0%
b) Transfers Out		7600-7629	0.00	5,569,802.00	11,731,583.16	11,732,281.00	(6,162,479.00)	-110.6%
2) Other Sources/Uses								
a) Sources		8930-8979	0.00	0.00	0.00	0.00	0.00	0.0%
b) Uses		7630-7699	0.00	0.00	0.00	0.00	0.00	0.0%
3) Contributions		8980-8999	0.00	0.00	0.00	0.00	0.00	0.0%
4) TOTAL, OTHER FINANCING SOURCES/USES			0.00	(5,569,802.00)	(11,731,583.16)	(11,732,281.00)		

Description	Resource Codes	Object Codes	Original Budget (A)	Board Approved Operating Budget (B)	Actuals To Date (C)	Projected Year Totals (D)	Difference (Col B & D) (E)	% Diff Column B & D (F)
E. NET INCREASE (DECREASE) IN FUND BALANCE (C + D4)			0.00	(2,353.00)	(1,654.96)	(2,353.00)		
F. FUND BALANCE, RESERVES								
1) Beginning Fund Balance								
a) As of July 1 - Unaudited		9791	2,352.96	2,352.96		2,352.96	0.00	0.0%
b) Audit Adjustments		9793	0.00	0.00		0.00	0.00	0.0%
c) As of July 1 - Audited (F1a + F1b)			2,352.96	2,352.96		2,352.96		
d) Other Restatements		9795	0.00	0.00		0.00	0.00	0.0%
e) Adjusted Beginning Balance (F1c + F1d)			2,352.96	2,352.96		2,352.96		
2) Ending Balance, June 30 (E + F1e)			2,352.96	(0.04)		(0.04)		
Components of Ending Fund Balance								
a) Nonspendable								
Revolving Cash		9711	0.00	0.00		0.00		
Stores		9712	0.00	0.00		0.00		
Prepaid Items		9713	0.00	0.00		0.00		
All Others		9719	0.00	0.00		0.00		
b) Legally Restricted Balance		9740	2,352.96	0.00		0.00		
c) Committed								
Stabilization Arrangements		9750	0.00	0.00		0.00		
Other Commitments		9760	0.00	0.00		0.00		
d) Assigned								
Other Assignments		9780	0.00	0.00		0.00		
e) Unassigned/Unappropriated								
Reserve for Economic Uncertainties		9789	0.00	0.00		0.00		
Unassigned/Unappropriated Amount		9790	0.00	(0.04)		(0.04)		

Description	Resource Codes	Object Codes	Original Budget (A)	Board Approved Operating Budget (B)	Actuals To Date (C)	Projected Year Totals (D)	Difference (Col B & D) (E)	% Diff Column B & D (F)
FEDERAL REVENUE								
All Other Federal Revenue		8290	0.00	0.00	0.00	0.00	0.00	0.0%
TOTAL, FEDERAL REVENUE			0.00	0.00	0.00	0.00	0.00	0.0%
OTHER STATE REVENUE								
School Facilities Apportionments		8545	0.00	0.00	0.00	0.00	0.00	0.0%
Pass-Through Revenues from State Sources		8587	0.00	0.00	0.00	0.00	0.00	0.0%
All Other State Revenue		8590	0.00	0.00	0.00	0.00	0.00	0.0%
TOTAL, OTHER STATE REVENUE			0.00	0.00	0.00	0.00	0.00	0.0%
OTHER LOCAL REVENUE								
Sales								
Sale of Equipment/Supplies		8631	0.00	0.00	0.00	0.00	0.00	0.0%
Leases and Rentals		8650	0.00	0.00	0.00	0.00	0.00	0.0%
Interest		8660	0.00	45.00	743.00	743.00	698.00	1551.1%
Net Increase (Decrease) in the Fair Value of Investments		8662	0.00	0.00	0.00	0.00	0.00	0.0%
Other Local Revenue								
All Other Local Revenue		8699	0.00	5,567,404.00	11,729,185.20	11,729,185.00	6,161,781.00	110.7%
All Other Transfers In from All Others		8799	0.00	0.00	0.00	0.00	0.00	0.0%
TOTAL, OTHER LOCAL REVENUE			0.00	5,567,449.00	11,729,928.20	11,729,928.00	6,162,479.00	110.7%
TOTAL, REVENUES			0.00	5,567,449.00	11,729,928.20	11,729,928.00		

Description	Resource Codes	Object Codes	Original Budget (A)	Board Approved Operating Budget (B)	Actuals To Date (C)	Projected Year Totals (D)	Difference (Col B & D) (E)	% Diff Column B & D (F)
CLASSIFIED SALARIES								
Classified Support Salaries		2200	0.00	0.00	0.00	0.00	0.00	0.0%
Classified Supervisors' and Administrators' Salaries		2300	0.00	0.00	0.00	0.00	0.00	0.0%
Clerical, Technical and Office Salaries		2400	0.00	0.00	0.00	0.00	0.00	0.0%
Other Classified Salaries		2900	0.00	0.00	0.00	0.00	0.00	0.0%
TOTAL, CLASSIFIED SALARIES			0.00	0.00	0.00	0.00	0.00	0.0%
EMPLOYEE BENEFITS								
STRS		3101-3102	0.00	0.00	0.00	0.00	0.00	0.0%
PERS		3201-3202	0.00	0.00	0.00	0.00	0.00	0.0%
OASDI/Medicare/Alternative		3301-3302	0.00	0.00	0.00	0.00	0.00	0.0%
Health and Welfare Benefits		3401-3402	0.00	0.00	0.00	0.00	0.00	0.0%
Unemployment Insurance		3501-3502	0.00	0.00	0.00	0.00	0.00	0.0%
Workers' Compensation		3601-3602	0.00	0.00	0.00	0.00	0.00	0.0%
OPEB, Allocated		3701-3702	0.00	0.00	0.00	0.00	0.00	0.0%
OPEB, Active Employees		3751-3752	0.00	0.00	0.00	0.00	0.00	0.0%
Other Employee Benefits		3901-3902	0.00	0.00	0.00	0.00	0.00	0.0%
TOTAL, EMPLOYEE BENEFITS			0.00	0.00	0.00	0.00	0.00	0.0%
BOOKS AND SUPPLIES								
Books and Other Reference Materials		4200	0.00	0.00	0.00	0.00	0.00	0.0%
Materials and Supplies		4300	0.00	0.00	0.00	0.00	0.00	0.0%
Noncapitalized Equipment		4400	0.00	0.00	0.00	0.00	0.00	0.0%
TOTAL, BOOKS AND SUPPLIES			0.00	0.00	0.00	0.00	0.00	0.0%
SERVICES AND OTHER OPERATING EXPENDITURES								
Subagreements for Services		5100	0.00	0.00	0.00	0.00	0.00	0.0%
Travel and Conferences		5200	0.00	0.00	0.00	0.00	0.00	0.0%
Insurance		5400-5450	0.00	0.00	0.00	0.00	0.00	0.0%
Operations and Housekeeping Services		5500	0.00	0.00	0.00	0.00	0.00	0.0%
Rentals, Leases, Repairs, and Noncapitalized Improvements		5600	0.00	0.00	0.00	0.00	0.00	0.0%
Transfers of Direct Costs		5710	0.00	0.00	0.00	0.00	0.00	0.0%
Transfers of Direct Costs - Interfund		5750	0.00	0.00	0.00	0.00	0.00	0.0%
Professional/Consulting Services and Operating Expenditures		5800	0.00	0.00	0.00	0.00	0.00	0.0%
Communications		5900	0.00	0.00	0.00	0.00	0.00	0.0%
TOTAL, SERVICES AND OTHER OPERATING EXPENDITURES			0.00	0.00	0.00	0.00	0.00	0.0%

Description	Resource Codes	Object Codes	Original Budget (A)	Board Approved Operating Budget (B)	Actuals To Date (C)	Projected Year Totals (D)	Difference (Col B & D) (E)	% Diff Column B & D (F)
CAPITAL OUTLAY								
Land		6100	0.00	0.00	0.00	0.00	0.00	0.0%
Land Improvements		6170	0.00	0.00	0.00	0.00	0.00	0.0%
Buildings and Improvements of Buildings		6200	0.00	0.00	0.00	0.00	0.00	0.0%
Books and Media for New School Libraries or Major Expansion of School Libraries		6300	0.00	0.00	0.00	0.00	0.00	0.0%
Equipment		6400	0.00	0.00	0.00	0.00	0.00	0.0%
Equipment Replacement		6500	0.00	0.00	0.00	0.00	0.00	0.0%
Lease Assets		6600	0.00	0.00	0.00	0.00	0.00	0.0%
TOTAL, CAPITAL OUTLAY			0.00	0.00	0.00	0.00	0.00	0.0%
OTHER OUTGO (excluding Transfers of Indirect Costs)								
Other Transfers Out								
Transfers of Pass-Through Revenues To Districts or Charter Schools		7211	0.00	0.00	0.00	0.00	0.00	0.0%
To County Offices		7212	0.00	0.00	0.00	0.00	0.00	0.0%
To JPAs		7213	0.00	0.00	0.00	0.00	0.00	0.0%
All Other Transfers Out to All Others		7299	0.00	0.00	0.00	0.00	0.00	0.0%
Debt Service								
Debt Service - Interest		7438	0.00	0.00	0.00	0.00	0.00	0.0%
Other Debt Service - Principal		7439	0.00	0.00	0.00	0.00	0.00	0.0%
TOTAL, OTHER OUTGO (excluding Transfers of Indirect Costs)			0.00	0.00	0.00	0.00	0.00	0.0%
TOTAL, EXPENDITURES			0.00	0.00	0.00	0.00		

Description	Resource Codes	Object Codes	Original Budget (A)	Board Approved Operating Budget (B)	Actuals To Date (C)	Projected Year Totals (D)	Difference (Col B & D) (E)	% Diff Column B & D (F)
INTERFUND TRANSFERS								
INTERFUND TRANSFERS IN								
To: State School Building Fund/ County School Facilities Fund From: All Other Funds		8913	0.00	0.00	0.00	0.00	0.00	0.0%
Other Authorized Interfund Transfers In		8919	0.00	0.00	0.00	0.00	0.00	0.0%
(a) TOTAL, INTERFUND TRANSFERS IN			0.00	0.00	0.00	0.00	0.00	0.0%
INTERFUND TRANSFERS OUT								
To: State School Building Fund/ County School Facilities Fund		7613	0.00	0.00	0.00	0.00	0.00	0.0%
Other Authorized Interfund Transfers Out		7619	0.00	5,569,802.00	11,731,583.16	11,732,281.00	(6,162,479.00)	-110.6%
(b) TOTAL, INTERFUND TRANSFERS OUT			0.00	5,569,802.00	11,731,583.16	11,732,281.00	(6,162,479.00)	-110.6%
OTHER SOURCES/USES								
SOURCES								
Proceeds								
Proceeds from Disposal of Capital Assets		8953	0.00	0.00	0.00	0.00	0.00	0.0%
Other Sources								
Transfers from Funds of Lapsed/Reorganized LEAs		8965	0.00	0.00	0.00	0.00	0.00	0.0%
Long-Term Debt Proceeds								
Proceeds from Certificates of Participation		8971	0.00	0.00	0.00	0.00	0.00	0.0%
Proceeds from Leases		8972	0.00	0.00	0.00	0.00	0.00	0.0%
Proceeds from Lease Revenue Bonds		8973	0.00	0.00	0.00	0.00	0.00	0.0%
All Other Financing Sources		8979	0.00	0.00	0.00	0.00	0.00	0.0%
(c) TOTAL, SOURCES			0.00	0.00	0.00	0.00	0.00	0.0%
USES								
Transfers of Funds from Lapsed/Reorganized LEAs		7651	0.00	0.00	0.00	0.00	0.00	0.0%
(d) TOTAL, USES			0.00	0.00	0.00	0.00	0.00	0.0%
CONTRIBUTIONS								
Contributions from Unrestricted Revenues		8980	0.00	0.00	0.00	0.00	0.00	0.0%
Contributions from Restricted Revenues		8990	0.00	0.00	0.00	0.00	0.00	0.0%
(e) TOTAL, CONTRIBUTIONS			0.00	0.00	0.00	0.00	0.00	0.0%
TOTAL, OTHER FINANCING SOURCES/USES (a - b + c - d + e)			0.00	(5,569,802.00)	(11,731,583.16)	(11,732,281.00)		

Resource	Description	2021/22 Projected Year Totals
Total, Restricted Balance		0.00

Description	Resource Codes	Object Codes	Original Budget (A)	Board Approved Operating Budget (B)	Actuals To Date (C)	Projected Year Totals (D)	Difference (Col B & D) (E)	% Diff Column B & D (F)
A. REVENUES								
1) LCFF Sources		8010-8099	0.00	0.00	0.00	0.00	0.00	0.0%
2) Federal Revenue		8100-8299	0.00	0.00	0.00	0.00	0.00	0.0%
3) Other State Revenue		8300-8599	4,579,086.00	4,579,086.00	0.00	4,579,086.00	0.00	0.0%
4) Other Local Revenue		8600-8799	75,978,814.00	75,978,814.00	0.00	75,978,814.00	0.00	0.0%
5) TOTAL, REVENUES			80,557,900.00	80,557,900.00	0.00	80,557,900.00		
B. EXPENDITURES								
1) Certificated Salaries		1000-1999	0.00	0.00	0.00	0.00	0.00	0.0%
2) Classified Salaries		2000-2999	0.00	0.00	0.00	0.00	0.00	0.0%
3) Employee Benefits		3000-3999	0.00	0.00	0.00	0.00	0.00	0.0%
4) Books and Supplies		4000-4999	0.00	0.00	0.00	0.00	0.00	0.0%
5) Services and Other Operating Expenditures		5000-5999	0.00	0.00	0.00	0.00	0.00	0.0%
6) Capital Outlay		6000-6999	0.00	0.00	0.00	0.00	0.00	0.0%
7) Other Outgo (excluding Transfers of Indirect Costs)		7100-7299, 7400-7499	88,234,983.00	88,234,983.00	0.00	88,234,983.00	0.00	0.0%
8) Other Outgo - Transfers of Indirect Costs		7300-7399	0.00	0.00	0.00	0.00	0.00	0.0%
9) TOTAL, EXPENDITURES			88,234,983.00	88,234,983.00	0.00	88,234,983.00		
C. EXCESS (DEFICIENCY) OF REVENUES OVER EXPENDITURES BEFORE OTHER FINANCING SOURCES AND USES (A5 - B9)			(7,677,083.00)	(7,677,083.00)	0.00	(7,677,083.00)		
D. OTHER FINANCING SOURCES/USES								
1) Interfund Transfers								
a) Transfers In		8900-8929	0.00	0.00	0.00	0.00	0.00	0.0%
b) Transfers Out		7600-7629	0.00	0.00	0.00	0.00	0.00	0.0%
2) Other Sources/Uses								
a) Sources		8930-8979	0.00	0.00	0.00	0.00	0.00	0.0%
b) Uses		7630-7699	0.00	0.00	0.00	0.00	0.00	0.0%
3) Contributions		8980-8999	0.00	0.00	0.00	0.00	0.00	0.0%
4) TOTAL, OTHER FINANCING SOURCES/USES			0.00	0.00	0.00	0.00		

Description	Resource Codes	Object Codes	Original Budget (A)	Board Approved Operating Budget (B)	Actuals To Date (C)	Projected Year Totals (D)	Difference (Col B & D) (E)	% Diff Column B & D (F)
E. NET INCREASE (DECREASE) IN FUND BALANCE (C + D4)			(7,677,083.00)	(7,677,083.00)	0.00	(7,677,083.00)		
F. FUND BALANCE, RESERVES								
1) Beginning Fund Balance								
a) As of July 1 - Unaudited		9791	93,139,696.27	93,139,696.27		93,139,696.27	0.00	0.0%
b) Audit Adjustments		9793	7,961,748.00	7,961,748.00		7,961,748.00	0.00	0.0%
c) As of July 1 - Audited (F1a + F1b)			101,101,444.27	101,101,444.27		101,101,444.27		
d) Other Restatements		9795	0.00	0.00		0.00	0.00	0.0%
e) Adjusted Beginning Balance (F1c + F1d)			101,101,444.27	101,101,444.27		101,101,444.27		
2) Ending Balance, June 30 (E + F1e)			93,424,361.27	93,424,361.27		93,424,361.27		
Components of Ending Fund Balance								
a) Nonspendable								
Revolving Cash		9711	0.00	0.00		0.00		
Stores		9712	0.00	0.00		0.00		
Prepaid Items		9713	0.00	0.00		0.00		
All Others		9719	0.00	0.00		0.00		
b) Legally Restricted Balance		9740	93,424,361.27	93,424,361.27		93,424,361.27		
c) Committed								
Stabilization Arrangements		9750	0.00	0.00		0.00		
Other Commitments		9760	0.00	0.00		0.00		
d) Assigned								
Other Assignments		9780	0.00	0.00		0.00		
e) Unassigned/Unappropriated								
Reserve for Economic Uncertainties		9789	0.00	0.00		0.00		
Unassigned/Unappropriated Amount		9790	0.00	0.00		0.00		

Description	Resource Codes	Object Codes	Original Budget (A)	Board Approved Operating Budget (B)	Actuals To Date (C)	Projected Year Totals (D)	Difference (Col B & D) (E)	% Diff Column B & D (F)
FEDERAL REVENUE								
All Other Federal Revenue		8290	0.00	0.00	0.00	0.00	0.00	0.0%
TOTAL, FEDERAL REVENUE			0.00	0.00	0.00	0.00	0.00	0.0%
OTHER STATE REVENUE								
Tax Relief Subventions Voted Indebtedness Levies								
Homeowners' Exemptions		8571	702,747.00	702,747.00	0.00	702,747.00	0.00	0.0%
Other Subventions/In-Lieu Taxes		8572	3,876,339.00	3,876,339.00	0.00	3,876,339.00	0.00	0.0%
TOTAL, OTHER STATE REVENUE			4,579,086.00	4,579,086.00	0.00	4,579,086.00	0.00	0.0%
OTHER LOCAL REVENUE								
County and District Taxes Voted Indebtedness Levies								
Secured Roll		8611	74,808,260.00	74,808,260.00	0.00	74,808,260.00	0.00	0.0%
Unsecured Roll		8612	1,170,554.00	1,170,554.00	0.00	1,170,554.00	0.00	0.0%
Prior Years' Taxes		8613	0.00	0.00	0.00	0.00	0.00	0.0%
Supplemental Taxes		8614	0.00	0.00	0.00	0.00	0.00	0.0%
Penalties and Interest from Delinquent Non-LCFF Taxes		8629	0.00	0.00	0.00	0.00	0.00	0.0%
Interest		8660	0.00	0.00	0.00	0.00	0.00	0.0%
Net Increase (Decrease) in the Fair Value of Investments		8662	0.00	0.00	0.00	0.00	0.00	0.0%
Other Local Revenue								
All Other Local Revenue		8699	0.00	0.00	0.00	0.00	0.00	0.0%
All Other Transfers In from All Others		8799	0.00	0.00	0.00	0.00	0.00	0.0%
TOTAL, OTHER LOCAL REVENUE			75,978,814.00	75,978,814.00	0.00	75,978,814.00	0.00	0.0%
TOTAL, REVENUES			80,557,900.00	80,557,900.00	0.00	80,557,900.00		
OTHER OUTGO (excluding Transfers of Indirect Costs)								
Debt Service								
Bond Redemptions		7433	0.00	0.00	0.00	0.00	0.00	0.0%
Bond Interest and Other Service Charges		7434	26,000.00	26,000.00	0.00	26,000.00	0.00	0.0%
Debt Service - Interest		7438	24,026,057.00	24,026,057.00	0.00	24,026,057.00	0.00	0.0%
Other Debt Service - Principal		7439	64,182,926.00	64,182,926.00	0.00	64,182,926.00	0.00	0.0%
TOTAL, OTHER OUTGO (excluding Transfers of Indirect Costs)			88,234,983.00	88,234,983.00	0.00	88,234,983.00	0.00	0.0%
TOTAL, EXPENDITURES			88,234,983.00	88,234,983.00	0.00	88,234,983.00		

Description	Resource Codes	Object Codes	Original Budget (A)	Board Approved Operating Budget (B)	Actuals To Date (C)	Projected Year Totals (D)	Difference (Col B & D) (E)	% Diff Column B & D (F)
INTERFUND TRANSFERS								
INTERFUND TRANSFERS IN								
Other Authorized Interfund Transfers In		8919	0.00	0.00	0.00	0.00	0.00	0.0%
(a) TOTAL, INTERFUND TRANSFERS IN			0.00	0.00	0.00	0.00	0.00	0.0%
INTERFUND TRANSFERS OUT								
To: General Fund		7614	0.00	0.00	0.00	0.00	0.00	0.0%
Other Authorized Interfund Transfers Out		7619	0.00	0.00	0.00	0.00	0.00	0.0%
(b) TOTAL, INTERFUND TRANSFERS OUT			0.00	0.00	0.00	0.00	0.00	0.0%
OTHER SOURCES/USES								
SOURCES								
Other Sources								
Transfers from Funds of Lapsed/Reorganized LEAs		8965	0.00	0.00	0.00	0.00	0.00	0.0%
All Other Financing Sources		8979	0.00	0.00	0.00	0.00	0.00	0.0%
(c) TOTAL, SOURCES			0.00	0.00	0.00	0.00	0.00	0.0%
USES								
Transfers of Funds from Lapsed/Reorganized LEAs		7651	0.00	0.00	0.00	0.00	0.00	0.0%
All Other Financing Uses		7699	0.00	0.00	0.00	0.00	0.00	0.0%
(d) TOTAL, USES			0.00	0.00	0.00	0.00	0.00	0.0%
CONTRIBUTIONS								
Contributions from Unrestricted Revenues		8980	0.00	0.00	0.00	0.00	0.00	0.0%
Contributions from Restricted Revenues		8990	0.00	0.00	0.00	0.00	0.00	0.0%
(e) TOTAL, CONTRIBUTIONS			0.00	0.00	0.00	0.00	0.00	0.0%
TOTAL, OTHER FINANCING SOURCES/USES (a - b + c - d + e)			0.00	0.00	0.00	0.00		

Resource	Description	2021/22 Projected Year Totals
9010	Other Restricted Local	93,424,361.27
Total, Restricted Balance		93,424,361.27

Description	Resource Codes	Object Codes	Original Budget (A)	Board Approved Operating Budget (B)	Actuals To Date (C)	Projected Year Totals (D)	Difference (Col B & D) (E)	% Diff Column B & D (F)
A. REVENUES								
1) LCFF Sources		8010-8099	0.00	0.00	0.00	0.00	0.00	0.0%
2) Federal Revenue		8100-8299	0.00	0.00	0.00	0.00	0.00	0.0%
3) Other State Revenue		8300-8599	0.00	0.00	0.00	0.00	0.00	0.0%
4) Other Local Revenue		8600-8799	21,441,604.00	22,280,058.00	14,246,065.27	23,797,013.00	1,516,955.00	6.8%
5) TOTAL, REVENUES			21,441,604.00	22,280,058.00	14,246,065.27	23,797,013.00		
B. EXPENSES								
1) Certificated Salaries		1000-1999	0.00	0.00	0.00	0.00	0.00	0.0%
2) Classified Salaries		2000-2999	383,527.00	397,463.00	226,188.49	396,937.00	526.00	0.1%
3) Employee Benefits		3000-3999	232,386.00	232,386.00	130,404.31	240,573.00	(8,187.00)	-3.5%
4) Books and Supplies		4000-4999	26,291.00	27,291.00	1,859.23	24,041.00	3,250.00	11.9%
5) Services and Other Operating Expenses		5000-5999	23,765,128.00	23,783,740.00	11,839,972.54	23,650,488.00	133,252.00	0.6%
6) Depreciation and Amortization		6000-6999	0.00	0.00	0.00	0.00	0.00	0.0%
7) Other Outgo (excluding Transfers of Indirect Costs)		7100-7299, 7400-7499	0.00	0.00	0.00	0.00	0.00	0.0%
8) Other Outgo - Transfers of Indirect Costs		7300-7399	0.00	0.00	0.00	0.00	0.00	0.0%
9) TOTAL, EXPENSES			24,407,332.00	24,440,880.00	12,198,424.57	24,312,039.00		
C. EXCESS (DEFICIENCY) OF REVENUES OVER EXPENSES BEFORE OTHER FINANCING SOURCES AND USES (A5 - B9)			(2,965,728.00)	(2,160,822.00)	2,047,640.70	(515,026.00)		
D. OTHER FINANCING SOURCES/USES								
1) Interfund Transfers								
a) Transfers In		8900-8929	2,000,000.00	2,000,000.00	0.00	2,000,000.00	0.00	0.0%
b) Transfers Out		7600-7629	0.00	0.00	0.00	0.00	0.00	0.0%
2) Other Sources/Uses								
a) Sources		8930-8979	0.00	0.00	0.00	0.00	0.00	0.0%
b) Uses		7630-7699	0.00	0.00	0.00	0.00	0.00	0.0%
3) Contributions		8980-8999	0.00	0.00	0.00	0.00	0.00	0.0%
4) TOTAL, OTHER FINANCING SOURCES/USES			2,000,000.00	2,000,000.00	0.00	2,000,000.00		

Description	Resource Codes	Object Codes	Original Budget (A)	Board Approved Operating Budget (B)	Actuals To Date (C)	Projected Year Totals (D)	Difference (Col B & D) (E)	% Diff Column B & D (F)
E. NET INCREASE (DECREASE) IN NET POSITION (C + D4)			(965,728.00)	(160,822.00)	2,047,640.70	1,484,974.00		
F. NET POSITION								
1) Beginning Net Position								
a) As of July 1 - Unaudited		9791	48,007,171.90	48,007,171.90		48,007,171.90	0.00	0.0%
b) Audit Adjustments		9793	0.00	0.00		0.00	0.00	0.0%
c) As of July 1 - Audited (F1a + F1b)			48,007,171.90	48,007,171.90		48,007,171.90		
d) Other Restatements		9795	0.00	0.00		0.00	0.00	0.0%
e) Adjusted Beginning Net Position (F1c + F1d)			48,007,171.90	48,007,171.90		48,007,171.90		
2) Ending Net Position, June 30 (E + F1e)			47,041,443.90	47,846,349.90		49,492,145.90		
Components of Ending Net Position								
a) Net Investment in Capital Assets		9796	0.00	0.00		0.00		
b) Restricted Net Position		9797	44,414,841.45	45,219,747.45		46,865,543.45		
c) Unrestricted Net Position		9790	2,626,602.45	2,626,602.45		2,626,602.45		

Description	Resource Codes	Object Codes	Original Budget (A)	Board Approved Operating Budget (B)	Actuals To Date (C)	Projected Year Totals (D)	Difference (Col B & D) (E)	% Diff Column B & D (F)
OTHER STATE REVENUE								
STRS On-Behalf Pension Contributions	7690	8590	0.00	0.00	0.00	0.00	0.00	0.0%
All Other State Revenue	All Other	8590	0.00	0.00	0.00	0.00	0.00	0.0%
TOTAL, OTHER STATE REVENUE			0.00	0.00	0.00	0.00	0.00	0.0%
OTHER LOCAL REVENUE								
Sales								
Sale of Equipment/Supplies		8631	0.00	0.00	0.00	0.00	0.00	0.0%
Interest		8660	150,000.00	150,000.00	71,215.00	150,000.00	0.00	0.0%
Net Increase (Decrease) in the Fair Value of Investments		8662	0.00	0.00	0.00	0.00	0.00	0.0%
Fees and Contracts								
In-District Premiums/Contributions		8674	21,281,604.00	22,120,058.00	14,067,552.47	23,529,732.00	1,409,674.00	6.4%
All Other Fees and Contracts		8689	0.00	0.00	0.00	0.00	0.00	0.0%
Other Local Revenue								
All Other Local Revenue		8699	10,000.00	10,000.00	107,297.80	117,281.00	107,281.00	1072.8%
All Other Transfers In from All Others		8799	0.00	0.00	0.00	0.00	0.00	0.0%
TOTAL, OTHER LOCAL REVENUE			21,441,604.00	22,280,058.00	14,246,065.27	23,797,013.00	1,516,955.00	6.8%
TOTAL, REVENUES			21,441,604.00	22,280,058.00	14,246,065.27	23,797,013.00		

Description	Resource Codes	Object Codes	Original Budget (A)	Board Approved Operating Budget (B)	Actuals To Date (C)	Projected Year Totals (D)	Difference (Col B & D) (E)	% Diff Column B & D (F)
CERTIFICATED SALARIES								
Certificated Pupil Support Salaries		1200	0.00	0.00	0.00	0.00	0.00	0.0%
Certificated Supervisors' and Administrators' Salaries		1300	0.00	0.00	0.00	0.00	0.00	0.0%
TOTAL, CERTIFICATED SALARIES			0.00	0.00	0.00	0.00	0.00	0.0%
CLASSIFIED SALARIES								
Classified Support Salaries		2200	0.00	0.00	0.00	0.00	0.00	0.0%
Classified Supervisors' and Administrators' Salaries		2300	134,343.00	139,113.00	81,149.11	139,113.00	0.00	0.0%
Clerical, Technical and Office Salaries		2400	248,600.00	257,766.00	145,039.38	257,824.00	(58.00)	0.0%
Other Classified Salaries		2900	584.00	584.00	0.00	0.00	584.00	100.0%
TOTAL, CLASSIFIED SALARIES			383,527.00	397,463.00	226,188.49	396,937.00	526.00	0.1%
EMPLOYEE BENEFITS								
STRS		3101-3102	0.00	0.00	0.00	0.00	0.00	0.0%
PERS		3201-3202	87,733.00	87,733.00	49,921.27	87,013.00	720.00	0.8%
OASDI/Medicare/Alternative		3301-3302	29,339.00	29,339.00	16,464.02	28,852.00	487.00	1.7%
Health and Welfare Benefits		3401-3402	81,488.00	81,488.00	45,928.20	93,988.00	(12,500.00)	-15.3%
Unemployment Insurance		3501-3502	4,721.00	4,721.00	1,136.09	1,948.00	2,773.00	58.7%
Workers' Compensation		3601-3602	7,671.00	7,671.00	4,543.98	7,188.00	483.00	6.3%
OPEB, Allocated		3701-3702	14,191.00	14,191.00	8,368.99	14,360.00	(169.00)	-1.2%
OPEB, Active Employees		3751-3752	0.00	0.00	0.00	0.00	0.00	0.0%
Other Employee Benefits		3901-3902	7,243.00	7,243.00	4,041.76	7,224.00	19.00	0.3%
TOTAL, EMPLOYEE BENEFITS			232,386.00	232,386.00	130,404.31	240,573.00	(8,187.00)	-3.5%
BOOKS AND SUPPLIES								
Books and Other Reference Materials		4200	0.00	0.00	0.00	0.00	0.00	0.0%
Materials and Supplies		4300	23,041.00	24,041.00	1,859.23	24,041.00	0.00	0.0%
Noncapitalized Equipment		4400	3,250.00	3,250.00	0.00	0.00	3,250.00	100.0%
TOTAL, BOOKS AND SUPPLIES			26,291.00	27,291.00	1,859.23	24,041.00	3,250.00	11.9%
SERVICES AND OTHER OPERATING EXPENSES								
Subagreements for Services		5100	0.00	0.00	0.00	0.00	0.00	0.0%
Travel and Conferences		5200	0.00	0.00	0.00	0.00	0.00	0.0%
Dues and Memberships		5300	0.00	0.00	0.00	0.00	0.00	0.0%
Insurance		5400-5450	0.00	0.00	0.00	0.00	0.00	0.0%
Operations and Housekeeping Services		5500	0.00	0.00	0.00	0.00	0.00	0.0%
Rentals, Leases, Repairs, and Noncapitalized Improvements		5600	1,369.00	1,369.00	0.00	0.00	1,369.00	100.0%
Transfers of Direct Costs - Interfund		5750	3,434,869.00	3,451,939.00	684.72	3,535,712.00	(83,773.00)	-2.4%
Professional/Consulting Services and Operating Expenditures		5800	20,319,690.00	20,321,232.00	11,834,955.82	20,105,576.00	215,656.00	1.1%
Communications		5900	9,200.00	9,200.00	4,332.00	9,200.00	0.00	0.0%
TOTAL, SERVICES AND OTHER OPERATING EXPENSES			23,765,128.00	23,783,740.00	11,839,972.54	23,650,488.00	133,252.00	0.6%

Description	Resource Codes	Object Codes	Original Budget (A)	Board Approved Operating Budget (B)	Actuals To Date (C)	Projected Year Totals (D)	Difference (Col B & D) (E)	% Diff Column B & D (F)
DEPRECIATION AND AMORTIZATION								
Depreciation Expense		6900	0.00	0.00	0.00	0.00	0.00	0.0%
Amortization Expense-Lease Assets		6910	0.00	0.00	0.00	0.00	0.00	0.0%
TOTAL, DEPRECIATION AND AMORTIZATION			0.00	0.00	0.00	0.00	0.00	0.0%
TOTAL, EXPENSES			24,407,332.00	24,440,880.00	12,198,424.57	24,312,039.00		
INTERFUND TRANSFERS								
INTERFUND TRANSFERS IN								
Other Authorized Interfund Transfers In		8919	2,000,000.00	2,000,000.00	0.00	2,000,000.00	0.00	0.0%
(a) TOTAL, INTERFUND TRANSFERS IN			2,000,000.00	2,000,000.00	0.00	2,000,000.00	0.00	0.0%
INTERFUND TRANSFERS OUT								
Other Authorized Interfund Transfers Out		7619	0.00	0.00	0.00	0.00	0.00	0.0%
(b) TOTAL, INTERFUND TRANSFERS OUT			0.00	0.00	0.00	0.00	0.00	0.0%
OTHER SOURCES/USES								
SOURCES								
Other Sources								
Transfers from Funds of Lapsed/Reorganized LEAs		8965	0.00	0.00	0.00	0.00	0.00	0.0%
(c) TOTAL, SOURCES			0.00	0.00	0.00	0.00	0.00	0.0%
USES								
Transfers of Funds from Lapsed/Reorganized LEAs		7651	0.00	0.00	0.00	0.00	0.00	0.0%
(d) TOTAL, USES			0.00	0.00	0.00	0.00	0.00	0.0%
CONTRIBUTIONS								
Contributions from Unrestricted Revenues		8980	0.00	0.00	0.00	0.00	0.00	0.0%
Contributions from Restricted Revenues		8990	0.00	0.00	0.00	0.00	0.00	0.0%
(e) TOTAL, CONTRIBUTIONS			0.00	0.00	0.00	0.00	0.00	0.0%
TOTAL, OTHER FINANCING SOURCES/USES (a - b + c - d + e)			2,000,000.00	2,000,000.00	0.00	2,000,000.00		

Resource	Description	2021/22 Projected Year Totals
9010	Other Restricted Local	46,865,543.45
Total, Restricted Net Position		46,865,543.45

Description	ESTIMATED FUNDED ADA Original Budget (A)	ESTIMATED FUNDED ADA Board Approved Operating Budget (B)	ESTIMATED P-2 REPORT ADA Projected Year Totals (C)	ESTIMATED FUNDED ADA Projected Year Totals (D)	DIFFERENCE (Col. D - B) (E)	PERCENTAGE DIFFERENCE (Col. E / B) (F)
A. DISTRICT						
1. Total District Regular ADA Includes Opportunity Classes, Home & Hospital, Special Day Class, Continuation Education, Special Education NPS/LCI and Extended Year, and Community Day School (includes Necessary Small School ADA)	37,126.62	37,437.14	34,427.80	37,437.14	0.00	0%
2. Total Basic Aid Choice/Court Ordered Voluntary Pupil Transfer Regular ADA Includes Opportunity Classes, Home & Hospital, Special Day Class, Continuation Education, Special Education NPS/LCI and Extended Year, and Community Day School (ADA not included in Line A1 above)	0.00	0.00	0.00	0.00	0.00	0%
3. Total Basic Aid Open Enrollment Regular ADA Includes Opportunity Classes, Home & Hospital, Special Day Class, Continuation Education, Special Education NPS/LCI and Extended Year, and Community Day School (ADA not included in Line A1 above)	0.00	0.00	0.00	0.00	0.00	0%
4. Total, District Regular ADA (Sum of Lines A1 through A3)	37,126.62	37,437.14	34,427.80	37,437.14	0.00	0%
5. District Funded County Program ADA						
a. County Community Schools	72.41	72.41	70.50	72.41	0.00	0%
b. Special Education-Special Day Class	0.00	0.00	0.00	0.00	0.00	0%
c. Special Education-NPS/LCI	0.00	0.00	0.00	0.00	0.00	0%
d. Special Education Extended Year	0.00	0.00	0.00	0.00	0.00	0%
e. Other County Operated Programs: Opportunity Schools and Full Day Opportunity Classes, Specialized Secondary Schools	0.00	0.00	0.00	0.00	0.00	0%
f. County School Tuition Fund (Out of State Tuition) [EC 2000 and 46380]	0.00	0.00	0.00	0.00	0.00	0%
g. Total, District Funded County Program ADA (Sum of Lines A5a through A5f)	72.41	72.41	70.50	72.41	0.00	0%
6. TOTAL DISTRICT ADA (Sum of Line A4 and Line A5g)	37,199.03	37,509.55	34,498.30	37,509.55	0.00	0%
7. Adults in Correctional Facilities	0.00	0.00	0.00	0.00	0.00	0%
8. Charter School ADA (Enter Charter School ADA using Tab C. Charter School ADA)						

Description	ESTIMATED FUNDED ADA Original Budget (A)	ESTIMATED FUNDED ADA Board Approved Operating Budget (B)	ESTIMATED P-2 REPORT ADA Projected Year Totals (C)	ESTIMATED FUNDED ADA Projected Year Totals (D)	DIFFERENCE (Col. D - B) (E)	PERCENTAGE DIFFERENCE (Col. E / B) (F)
B. COUNTY OFFICE OF EDUCATION						
1. County Program Alternative Education Grant ADA						
a. County Group Home and Institution Pupils	0.00	0.00	0.00	0.00	0.00	0%
b. Juvenile Halls, Homes, and Camps	0.00	0.00	0.00	0.00	0.00	0%
c. Probation Referred, On Probation or Parole, Expelled per EC 48915(a) or (c) [EC 2574(c)(4)(A)]	0.00	0.00	0.00	0.00	0.00	0%
d. Total, County Program Alternative Education ADA (Sum of Lines B1a through B1c)	0.00	0.00	0.00	0.00	0.00	0%
2. District Funded County Program ADA						
a. County Community Schools	0.00	0.00	0.00	0.00	0.00	0%
b. Special Education-Special Day Class	0.00	0.00	0.00	0.00	0.00	0%
c. Special Education-NPS/LCI	0.00	0.00	0.00	0.00	0.00	0%
d. Special Education Extended Year	0.00	0.00	0.00	0.00	0.00	0%
e. Other County Operated Programs: Opportunity Schools and Full Day Opportunity Classes, Specialized Secondary Schools	0.00	0.00	0.00	0.00	0.00	0%
f. County School Tuition Fund (Out of State Tuition) [EC 2000 and 46380]	0.00	0.00	0.00	0.00	0.00	0%
g. Total, District Funded County Program ADA (Sum of Lines B2a through B2f)	0.00	0.00	0.00	0.00	0.00	0%
3. TOTAL COUNTY OFFICE ADA (Sum of Lines B1d and B2g)	0.00	0.00	0.00	0.00	0.00	0%
4. Adults in Correctional Facilities	0.00	0.00	0.00	0.00	0.00	0%
5. County Operations Grant ADA	0.00	0.00	0.00	0.00	0.00	0%
6. Charter School ADA (Enter Charter School ADA using Tab C. Charter School ADA)						

Description	ESTIMATED FUNDED ADA Original Budget (A)	ESTIMATED FUNDED ADA Board Approved Operating Budget (B)	ESTIMATED P-2 REPORT ADA Projected Year Totals (C)	ESTIMATED FUNDED ADA Projected Year Totals (D)	DIFFERENCE (Col. D - B) (E)	PERCENTAGE DIFFERENCE (Col. E / B) (F)
C. CHARTER SCHOOL ADA						
Authorizing LEAs reporting charter school SACS financial data in their Fund 01, 09, or 62 use this worksheet to report ADA for those charter schools. Charter schools reporting SACS financial data separately from their authorizing LEAs in Fund 01 or Fund 62 use this worksheet to report their ADA.						
FUND 01: Charter School ADA corresponding to SACS financial data reported in Fund 01.						
1. Total Charter School Regular ADA	0.00	0.00	0.00	0.00	0.00	0%
2. Charter School County Program Alternative Education ADA						
a. County Group Home and Institution Pupils	0.00	0.00	0.00	0.00	0.00	0%
b. Juvenile Halls, Homes, and Camps	0.00	0.00	0.00	0.00	0.00	0%
c. Probation Referred, On Probation or Parole, Expelled per EC 48915(a) or (c) [EC 2574(c)(4)(A)]	0.00	0.00	0.00	0.00	0.00	0%
d. Total, Charter School County Program Alternative Education ADA (Sum of Lines C2a through C2c)	0.00	0.00	0.00	0.00	0.00	0%
3. Charter School Funded County Program ADA						
a. County Community Schools	0.00	0.00	0.00	0.00	0.00	0%
b. Special Education-Special Day Class	0.00	0.00	0.00	0.00	0.00	0%
c. Special Education-NPS/LCI	0.00	0.00	0.00	0.00	0.00	0%
d. Special Education Extended Year	0.00	0.00	0.00	0.00	0.00	0%
e. Other County Operated Programs: Opportunity Schools and Full Day Opportunity Classes, Specialized Secondary Schools	0.00	0.00	0.00	0.00	0.00	0%
f. Total, Charter School Funded County Program ADA (Sum of Lines C3a through C3e)	0.00	0.00	0.00	0.00	0.00	0%
4. TOTAL CHARTER SCHOOL ADA (Sum of Lines C1, C2d, and C3f)	0.00	0.00	0.00	0.00	0.00	0%
FUND 09 or 62: Charter School ADA corresponding to SACS financial data reported in Fund 09 or Fund 62.						
5. Total Charter School Regular ADA	282.99	222.64	210.21	210.21	(12.43)	-6%
6. Charter School County Program Alternative Education ADA						
a. County Group Home and Institution Pupils	0.00	0.00	0.00	0.00	0.00	0%
b. Juvenile Halls, Homes, and Camps	0.00	0.00	0.00	0.00	0.00	0%
c. Probation Referred, On Probation or Parole, Expelled per EC 48915(a) or (c) [EC 2574(c)(4)(A)]	0.00	0.00	0.00	0.00	0.00	0%
d. Total, Charter School County Program Alternative Education ADA (Sum of Lines C6a through C6c)	0.00	0.00	0.00	0.00	0.00	0%
7. Charter School Funded County Program ADA						
a. County Community Schools	0.00	0.00	0.00	0.00	0.00	0%
b. Special Education-Special Day Class	0.00	0.00	0.00	0.00	0.00	0%
c. Special Education-NPS/LCI	0.00	0.00	0.00	0.00	0.00	0%
d. Special Education Extended Year	0.00	0.00	0.00	0.00	0.00	0%
e. Other County Operated Programs: Opportunity Schools and Full Day Opportunity Classes, Specialized Secondary Schools	0.00	0.00	0.00	0.00	0.00	0%
f. Total, Charter School Funded County Program ADA (Sum of Lines C7a through C7e)	0.00	0.00	0.00	0.00	0.00	0%
8. TOTAL CHARTER SCHOOL ADA (Sum of Lines C5, C6d, and C7f)	282.99	222.64	210.21	210.21	(12.43)	-6%
9. TOTAL CHARTER SCHOOL ADA Reported in Fund 01, 09, or 62 (Sum of Lines C4 and C8)	282.99	222.64	210.21	210.21	(12.43)	-6%

SAN JUAN UNIFIED SCHOOL DISTRICT
2021-22 PROJECTED
CASHFLOW WORKSHEET

	Object	BEG. BAL. (Ref. Only)	July	August	September	October	November	December	January
ESTIMATE THROUGH THE MONTH OF	June								
A. BEGINNING CASH			72,114,417.22	49,024,521.01	93,197,037.36	82,332,654.53	63,592,339.91	42,878,805.48	86,235,359.35
B. RECEIPTS									
Revenue Limit Sources									
Principal Apportionment	8010-8019		(11,829,918.30)	9,920,554.00	8,116,126.00	17,819,266.00	17,819,266.00	41,058,088.00	17,786,902.30
Property Taxes	8020-8079		0.00	0.00	0.00	0.00	1,273,270.93	19,318.09	71,950,500.34
Miscellaneous Funds	8080-8099		144,003.00	(186,169.00)	(4,981,816.48)	0.00	0.00	0.00	(6,695,606.12)
Federal	8100-8299		701,031.70	9,418,952.62	5,480,251.50	4,163,418.26	(3,134,938.86)	20,492,005.09	4,425,094.73
Other State	8300-8599		12,686,131.63	2,150,741.21	11,989,902.20	3,606,761.00	(5,692,128.80)	24,547,421.65	(2,103,063.00)
Other Local	8600-8799		147,914.05	94,356.71	704,767.60	823,865.64	344,219.96	317,928.49	681,637.76
Interfund Transfers In	8910-8929		0.00	0.00	500.00	0.00	0.00	500.00	0.00
All Other Financing Sources	8930-8979		0.00	0.00	0.00	0.00	0.00	0.00	0.00
TOTAL RECEIPTS			**1,849,162.08**	**21,398,435.54**	**21,309,730.82**	**26,413,310.90**	**10,609,689.23**	**86,435,261.32**	**86,045,466.01**
C. DISBURSEMENTS									
Certificated Salaries	1000-1999		8,620,020.39	17,801,316.70	19,292,578.82	20,097,350.00	20,033,334.00	20,001,639.69	27,603,488.69
Classified Salaries	2000-2999		3,676,868.04	6,435,587.70	8,235,452.19	6,540,703.27	6,657,867.93	7,319,740.20	13,501,903.58
Employee Benefits	3000-3999		2,506,869.77	6,474,189.33	12,697,912.25	12,603,859.97	12,659,758.19	12,748,063.94	14,869,761.84
Books and Supplies	4000-4999		334,895.89	622,452.57	2,565,577.30	1,899,261.18	1,097,030.69	3,290,477.57	995,443.15
Services	5000-5999		268,414.88	2,129,328.43	5,163,032.15	3,528,118.53	2,185,610.79	3,230,436.15	2,203,882.34
Equipment	6000-6599		0.00	9,304.94	0.00	135,949.01	8,599.46	0.00	86,026.25
Other Outgo	7000-7499		274,145.54	(221,561.78)	119,361.79	(14,168.14)	(31,547.67)	(92,328.89)	89,842.83
Interfund Transfers Out	7600-7629		0.00	0.00	0.00	2,040,300.00	8,355.00	3,973.00	0.00
All Other Financing Uses	7630-7699		0.00	0.00	0.00	0.00	0.00	0.00	0.00
TOTAL DISBURSEMENTS			**15,681,214.51**	**33,250,617.89**	**48,073,914.50**	**46,831,373.82**	**42,619,008.39**	**46,502,001.66**	**59,350,348.68**
D. BALANCE SHEET TRANSACTIONS									
Assets									
Cash Not In Treasury	9111-9199	12,738,787.72	0.00	0.00	0.00	0.00	0.00	0.00	0.00
Accounts Receivable	9200-9299	76,741,493.66	245,124.30	54,886,600.97	33,740,173.26	104,281.00	17,188,499.15	883,900.81	12,478,698.19
Due From Other Funds	9310	3,322,312.39	0.00	0.00	3,322,312.39	0.00	0.00	0.00	0.00
Stores	9320	49,608.63	2,451.76	16,748.77	3,223.39	29,906.25	(9,257.47)	(37,939.03)	28,669.32
Prepaid Expenditures	9330	370,678.10	0.00	0.00	345,500.16	0.00	0.00	0.00	0.00
Other Current Assets	9340	0.00	0.00	0.00	0.00	0.00	0.00	0.00	0.00
SUB TOTAL ASSETS		93,222,880.50	247,576.06	54,903,349.74	37,411,209.20	134,187.25	17,179,241.68	845,961.78	12,507,367.51
Liabilities									
Accounts Payable	9500-9599	(32,607,167.75)	9,505,419.84	(1,123,649.70)	1,543,983.85	(1,603,144.63)	5,983,570.87	(2,573,472.84)	2,491,979.93
Due To Other Funds	9610	(18,052,438.46)	0.00	0.00	17,987,583.11	64,855.35	0.00	0.00	0.00
Current Loans	9640	0.00	0.00	0.00	0.00	0.00	0.00	0.00	0.00
Deferred Revenues	9650	(700,000.00)	0.00	0.00	1,985,605.38	0.00	(93,681.36)	0.00	(4,115,510.60)
SUB TOTAL LIABILITIES		(51,359,606.21)	9,505,419.84	(1,123,649.70)	21,517,172.34	(1,538,289.28)	5,889,889.51	(2,573,472.84)	(1,623,530.67)
Non-operating									
Suspense Clearing		(5,074.09)	0.00	(2,300.74)	5,763.99	5,271.77	6,432.56	3,859.59	15,558.67
TOTAL BLANCE SHEET TRANSACTIONS		(41,858,200.20)	(9,257,843.78)	56,024,698.70	15,899,800.85	1,677,748.30	11,295,784.73	3,423,294.21	14,146,456.85
E. NET CHANGE (B - C + D)			**(23,089,896.21)**	**44,172,516.35**	**(10,864,382.83)**	**(18,740,314.62)**	**(20,713,534.43)**	**43,356,553.87**	**40,841,574.18**
F. ENDING CASH (A + E)			**49,024,521.01**	**93,197,037.36**	**82,332,654.53**	**63,592,339.91**	**42,878,805.48**	**86,235,359.35**	**127,076,933.53**
G. ENDING CASH, PLUS ACCRUALS AND ADJUSTMENTS									

SAN JUAN UNIFIED SCHOOL DISTRICT
2021-22 PROJECTED
CASHFLOW WORKSHEET

	Object	February	March	April	May	June	Accruals	Adjustments	TOTAL	BUDGET
ESTIMATE THROUGH THE MONTH OF	June									
A. BEGINNING CASH		127,076,933.53	108,749,826.50	120,628,212.29	172,191,532.51	164,304,948.47				
B. RECEIPTS										
Revenue Limit Sources										
Principal Apportionment	8010-8019	26,031,008.00	49,237,460.00	26,031,008.00	26,031,008.00	58,688,188.00	173,503.00		286,882,459.00	286,882,459.00
Property Taxes	8020-8079	306,505.57	265,407.17	48,211,242.42	1,003,029.10	2,552,861.38	0.00		125,582,135.00	125,582,135.00
Miscellaneous Funds	8080-8099	(2,182,012.87)	(3,678,645.97)	(2,767,472.75)	(899,059.94)	(642.21)	(5,735,162.66)		(26,982,585.00)	(26,982,585.00)
Federal	8100-8299	168,775.82	1,373,199.63	21,393,246.27	481,683.11	5,557,971.82	41,141,805.31		111,662,497.00	111,662,497.00
Other State	8300-8599	1,933,865.11	9,813,865.63	4,251,619.30	11,871,149.41	7,796,691.61	8,162,018.05		91,014,975.00	91,014,975.00
Other Local	8600-8799	235,208.55	171,979.52	647,684.95	869,386.66	899,456.48	2,519,402.63		8,457,809.00	8,457,809.00
Interfund Transfers In	8910-8929	0.00	0.00	0.00	0.00	0.00	0.00		1,000.00	1,000.00
All Other Financing Sources	8930-8979	0.00	0.00	0.00	0.00	0.00	0.00		0.00	0.00
TOTAL RECEIPTS		**26,493,350.18**	**57,183,265.98**	**97,767,328.19**	**39,357,196.34**	**75,494,527.08**	**46,261,566.33**	**0.00**	**596,618,290.00**	**596,618,290.00**
C. DISBURSEMENTS										
Certificated Salaries	1000-1999	19,890,450.17	23,458,027.09	20,238,750.11	20,251,761.75	13,183,020.58	5,967,244.01		236,438,982.00	236,438,982.00
Classified Salaries	2000-2999	6,899,719.83	7,994,366.69	7,376,983.61	7,950,254.15	5,506,784.65	1,341,346.16		89,437,578.00	89,437,578.00
Employee Benefits	3000-3999	12,688,584.99	13,340,977.10	12,873,967.09	12,970,259.71	36,028,126.28	2,163,033.54		164,625,364.00	164,625,364.00
Books and Supplies	4000-4999	1,419,261.46	1,565,627.32	5,557,544.68	1,974,168.34	5,519,013.94	25,031,088.15		51,871,842.24	51,871,842.24
Services	5000-5999	3,940,616.56	2,456,756.40	3,153,562.83	5,226,646.90	5,039,782.24	13,195,569.56		51,721,757.76	51,721,757.76
Equipment	6000-6599	788,237.56	575,270.54	514,992.00	0.00	0.00	4,653,466.24		6,771,846.00	6,771,846.00
Other Outgo	7000-7499	11,670.64	(16,148.50)	45,826.16	5,502.91	(44,156.62)	(261,728.27)		(135,290.00)	(135,290.00)
Interfund Transfers Out	7600-7629	0.00	9,996.35	0.00	345,950.31	96,116.16	1,547,937.18		4,052,628.00	4,052,628.00
All Other Financing Uses	7630-7699	0.00	0.00	0.00	0.00	0.00	0.00		0.00	0.00
TOTAL DISBURSEMENTS		**45,638,541.21**	**49,384,872.99**	**49,761,626.48**	**48,724,544.07**	**65,328,687.23**	**53,637,956.57**		**604,784,708.00**	**604,784,708.00**
D. BALANCE SHEET TRANSACTIONS										
Assets										
Cash Not In Treasury	9111-9199	0.00	0.00	0.00	0.00	73.27	0.00		73.27	
Accounts Receivable	9200-9299	3,321,888.69	2,990,518.48	3,272,280.90	3,386,801.09	135,494.86	(46,261,566.33)		86,372,695.37	
Due From Other Funds	9310	0.00	0.00	0.00	0.00	(587.60)	0.00		3,321,724.79	
Stores	9320	(11,825.77)	11,923.20	(6,220.14)	11,606.05	12,307.06	0.00		51,593.39	
Prepaid Expenditures	9330	0.00	(255,543.45)	0.00	(9,849.95)	(2,349.68)	0.00		77,757.08	
Other Current Assets	9340	0.00	0.00	0.00	0.00	0.00	0.00		0.00	
SUB TOTAL ASSETS		3,310,062.92	2,746,898.23	3,266,060.76	3,388,557.19	144,937.91	(46,261,566.33)		89,823,843.90	
Liabilities										
Accounts Payable	9500-9599	2,491,978.92	(1,333,094.57)	(291,557.75)	1,907,793.50	(3,311,857.80)	(53,637,956.57)		(39,950,006.95)	
Due To Other Funds	9610	0.00	0.00	0.00	0.00	0.00	0.00		18,052,438.46	
Current Loans	9640	0.00	0.00	0.00	0.00	0.00	0.00		0.00	
Deferred Revenues	9650	0.00	0.00	0.00	0.00	0.00	0.00		(2,223,586.58)	
SUB TOTAL LIABILITIES		2,491,978.92	(1,333,094.57)	(291,557.75)	1,907,793.50	(3,311,857.80)	(53,637,956.57)		(24,121,155.07)	
Non-operating										
Suspense Clearing		0.00	0.00	0.00	0.00	0.00	0.00		34,585.84	
TOTAL BLANCE SHEET TRANSACTIONS		818,084.00	4,079,992.80	3,557,618.51	1,480,763.69	3,456,795.71	7,376,390.24	0.00	(65,737,274.67)	
E. NET CHANGE (B - C + D)		**(18,327,107.03)**	**11,878,385.79**	**51,563,320.22**	**(7,886,584.04)**	**13,622,635.56**	**0.00**	**0.00**	**(73,903,692.67)**	**(8,166,418.00)**
F. ENDING CASH (A + E)		**108,749,826.50**	**120,628,212.29**	**172,191,532.51**	**164,304,948.47**	**177,927,584.03**				
G. ENDING CASH, PLUS ACCRUALS AND ADJUSTMENTS									**177,927,584.03**	

SAN JUAN UNIFIED SCHOOL DISTRICT
2022-23 PROJECTED
CASHFLOW WORKSHEET

	Object	BEG. BAL. (Ref. Only)	July	August	September	October	November	December	January
ESTIMATE THROUGH THE MONTH OF	June								
A. BEGINNING CASH			177,927,584.03	161,718,809.45	113,075,503.12	86,382,422.80	157,521,970.58	135,321,122.75	164,045,662.48
B. RECEIPTS									
Revenue Limit Sources									
Principal Apportionment	8010-8019		9,448,389.00	9,448,389.00	39,097,740.00	17,007,100.00	17,007,100.00	39,097,740.00	17,007,100.00
Property Taxes	8020-8079		0.00	0.00	0.00	0.00	1,273,270.93	19,318.09	71,950,500.34
Miscellaneous Funds	8080-8099		144,003.00	(188,951.35)	(5,310,600.55)	0.00	0.00	0.00	(7,138,129.85)
Federal	8100-8299		517,218.61	6,949,268.63	4,043,309.42	3,071,754.69	(2,312,946.37)	15,166,393.00	3,414,012.81
Other State	8300-8599		1,529,259.16	1,794,676.93	9,332,793.74	4,122,871.71	4,746,123.69	19,122,518.10	(909,493.84)
Other Local	8600-8799		81,316.08	71,141.84	342,050.14	409,058.74	170,909.16	157,855.14	338,440.97
Interfund Transfers In	8910-8929		0.00	0.00	500.00	0.00	0.00	500.00	0.00
All Other Financing Sources	8930-8979		0.00	0.00	0.00	0.00	0.00	0.00	0.00
TOTAL RECEIPTS			**11,720,185.85**	**18,074,525.05**	**47,505,792.75**	**24,610,785.14**	**20,884,457.41**	**73,564,324.33**	**84,662,430.43**
C. DISBURSEMENTS									
Certificated Salaries	1000-1999		1,411,163.40	16,726,349.25	18,127,558.58	18,883,732.07	18,823,581.81	18,793,801.42	17,990,347.85
Classified Salaries	2000-2999		3,072,598.37	6,049,008.43	7,740,756.87	6,147,809.81	6,257,936.51	6,880,050.77	5,783,357.82
Employee Benefits	3000-3999		1,570,592.42	6,507,212.83	12,762,681.67	12,668,149.65	12,724,332.99	12,813,089.17	13,945,609.41
Books and Supplies	4000-4999		210,226.82	390,737.03	1,610,509.94	1,192,238.10	688,647.67	2,065,557.27	624,877.33
Services	5000-5999		192,622.95	1,528,073.00	3,705,154.12	2,531,888.73	1,568,462.99	2,318,262.50	1,581,575.23
Equipment	6000-6599		0.00	6,689.66	0.00	97,738.66	6,182.46	0.00	61,847.38
Other Outgo	7000-7499		273,913.64	(221,374.36)	119,260.82	(14,156.16)	(31,520.98)	(92,250.79)	89,766.83
Interfund Transfers Out	7600-7629		0.00	0.00	0.00	1,033,397.81	4,231.75	2,012.30	0.00
All Other Financing Uses	7630-7699		0.00	0.00	0.00	0.00	0.00	0.00	0.00
TOTAL DISBURSEMENTS			**6,731,117.60**	**30,986,695.84**	**44,065,922.00**	**42,540,798.67**	**40,041,855.20**	**42,780,522.64**	**40,077,381.85**
D. BALANCE SHEET TRANSACTIONS									
Assets									
Cash Not In Treasury	9111-9199	12,738,787.72	81.00	0.00	0.00	0.00	0.00	0.00	0.00
Accounts Receivable	9200-9299	123,003,059.99	3,941,216.65	819,663.90	4,804,334.61	84,799,378.54	(31,217.97)	932,319.18	15,828,100.29
Due From Other Funds	9310	3,322,312.39	0.00	0.00	3,322,312.39	0.00	0.00	0.00	0.00
Stores	9320	49,608.63	2,451.76	(5,180.51)	244.32	29,906.25	(9,257.47)	11,393.46	2,757.50
Prepaid Expenditures	9330	370,678.10	0.00	0.00	345,500.16	0.00	0.00	0.00	0.00
Other Current Assets	9340	0.00	0.00	0.00	0.00	0.00	0.00	0.00	0.00
SUB TOTAL ASSETS		139,484,446.83	3,943,749.41	814,483.39	8,472,391.48	84,829,284.79	(40,475.44)	943,712.64	15,830,857.79
Liabilities									
Accounts Payable	9500-9599	(86,245,124.32)	25,141,592.24	21,545,618.93	35,552,904.09	(4,240,276.52)	3,002,974.60	3,002,974.60	3,002,974.60
Due To Other Funds	9610	(18,052,438.46)	0.00	15,000,000.00	3,052,438.46	0.00	0.00	0.00	0.00
Current Loans	9640	0.00	0.00	0.00	0.00	0.00	0.00	0.00	0.00
Deferred Revenues	9650	(700,000.00)	0.00	0.00	0.00	0.00	0.00	0.00	0.00
SUB TOTAL LIABILITIES		(104,997,562.78)	25,141,592.24	36,545,618.93	38,605,342.55	(4,240,276.52)	3,002,974.60	3,002,974.60	3,002,974.60
Non-operating									
Suspense Clearing		(5,074.09)	0.00	0.00	0.00	0.00	0.00	0.00	0.00
TOTAL BLANCE SHEET TRANSACTIONS		(34,481,809.96)	(21,197,842.83)	(35,731,135.54)	(30,132,951.07)	89,069,561.31	(3,043,450.04)	(2,059,261.96)	12,827,883.19
E. NET CHANGE (B - C + D)			**(16,208,774.58)**	**(48,643,306.33)**	**(26,693,080.32)**	**71,139,547.78**	**(22,200,847.83)**	**28,724,539.73**	**57,412,931.77**
F. ENDING CASH (A + E)			**161,718,809.45**	**113,075,503.12**	**86,382,422.80**	**157,521,970.58**	**135,321,122.75**	**164,045,662.48**	**221,458,594.25**
G. ENDING CASH, PLUS ACCRUALS AND ADJUSTMENTS									

SAN JUAN UNIFIED SCHOOL DISTRICT
2022-23 PROJECTED
CASHFLOW WORKSHEET

	Object	February	March	April	May	June	Accruals	Adjustments	TOTAL	BUDGET
ESTIMATE THROUGH THE MONTH OF	June									
A. BEGINNING CASH		221,458,594.25	195,941,076.81	199,962,186.48	246,314,979.23	209,899,783.20				
B. RECEIPTS										
Revenue Limit Sources										
Principal Apportionment	8010-8019	17,007,100.00	39,097,740.00	17,007,100.00	17,007,100.00	39,097,743.00	0.00		277,330,341.00	277,330,341.00
Property Taxes	8020-8079	306,505.57	265,407.17	48,211,242.42	1,003,029.10	2,552,861.38	0.00		125,582,135.00	125,582,135.00
Miscellaneous Funds	8080-8099	(2,325,994.24)	(3,921,383.53)	(2,951,575.67)	(311,355.50)	(684.59)	(6,895,169.72)		(28,899,842.00)	(28,899,842.00)
Federal	8100-8299	124,522.18	1,013,141.64	5,957,066.27	210,686.96	4,126,853.72	43,612,419.19		85,893,700.75	85,893,700.75
Other State	8300-8599	2,462,892.88	8,385,947.06	4,205,048.05	5,608,310.07	3,639,723.65	13,689,042.80		77,729,714.00	77,729,714.00
Other Local	8600-8799	116,783.74	85,389.80	321,583.01	431,660.45	446,590.46	1,355,502.47		4,328,282.00	4,328,282.00
Interfund Transfers In	8910-8929	0.00	0.00	0.00	0.00	0.00	0.00		1,000.00	1,000.00
All Other Financing Sources	8930-8979	0.00	0.00	0.00	0.00	0.00	0.00		0.00	0.00
TOTAL RECEIPTS		**17,691,810.13**	**44,926,242.14**	**72,750,464.08**	**23,949,431.08**	**49,863,087.62**	**51,761,794.74**	**0.00**	**541,965,330.75**	**541,965,330.75**
C. DISBURSEMENTS										
Certificated Salaries	1000-1999	18,689,326.30	22,041,468.08	21,016,593.46	24,559,283.50	17,662,010.73	7,435,933.56		222,161,150.01	222,161,150.01
Classified Salaries	2000-2999	6,485,260.61	7,514,153.13	6,933,855.63	10,766,545.75	5,175,997.64	5,257,821.38		84,065,152.72	84,065,152.72
Employee Benefits	3000-3999	12,753,306.83	13,409,026.66	12,939,634.53	13,036,418.32	37,041,436.69	3,293,592.71		165,465,083.88	165,465,083.88
Books and Supplies	4000-4999	890,924.12	982,803.51	3,488,681.08	3,095,584.93	3,453,685.18	13,867,445.06		32,561,918.04	32,561,918.04
Services	5000-5999	2,827,910.28	1,763,045.60	2,263,095.79	3,750,806.07	3,616,706.11	9,469,555.38		37,117,158.75	37,117,158.75
Equipment	6000-6599	566,692.49	413,582.80	370,246.37	0.00	0.00	3,345,545.18		4,868,525.00	4,868,525.00
Other Outgo	7000-7499	11,660.77	(16,134.84)	45,787.40	5,498.26	(44,119.27)	(261,506.88)		(135,175.56)	(135,175.56)
Interfund Transfers Out	7600-7629	0.00	5,063.08	0.00	175,221.43	48,682.17	784,019.46		2,052,628.00	2,052,628.00
All Other Financing Uses	7630-7699	0.00	0.00	0.00	0.00	0.00	0.00		0.00	0.00
TOTAL DISBURSEMENTS		**42,225,081.40**	**46,113,008.02**	**47,057,894.26**	**55,389,358.26**	**66,954,399.25**	**43,192,405.85**		**548,156,440.84**	**548,156,440.84**
D. BALANCE SHEET TRANSACTIONS										
Assets										
Cash Not In Treasury	9111-9199	0.00	0.00	0.00	0.00	73.27	0.00		154.27	
Accounts Receivable	9200-9299	2,030,553.19	1,925,494.77	19,895,280.28	69,040.04	135,494.86	(51,761,794.74)		83,387,863.60	
Due From Other Funds	9310	0.00	0.00	0.00	0.00	(587.60)	0.00		3,321,724.79	
Stores	9320	(11,825.77)	11,923.20	(6,220.14)	11,606.05	12,307.06	0.00		50,105.71	
Prepaid Expenditures	9330	0.00	(255,543.45)	0.00	(9,849.95)	(2,349.68)	0.00		77,757.08	
Other Current Assets	9340	0.00	0.00	0.00	0.00	0.00	0.00		0.00	
SUB TOTAL ASSETS		2,018,727.42	1,681,874.52	19,889,060.14	70,796.14	144,937.91	(51,761,794.74)		86,837,605.45	
Liabilities										
Accounts Payable	9500-9599	3,002,973.59	(3,526,001.03)	(771,162.79)	5,046,064.99	(8,759,779.13)	(43,192,405.85)		38,808,452.32	
Due To Other Funds	9610	0.00	0.00	0.00	0.00	0.00	0.00		18,052,438.46	
Current Loans	9640	0.00	0.00	0.00	0.00	0.00	0.00		0.00	
Deferred Revenues	9650	0.00	0.00	0.00	0.00	0.00	0.00		0.00	
SUB TOTAL LIABILITIES		3,002,973.59	(3,526,001.03)	(771,162.79)	5,046,064.99	(8,759,779.13)	(43,192,405.85)		56,860,890.78	
Non-operating										
Suspense Clearing		0.00	0.00	0.00	0.00	0.00	0.00		0.00	
TOTAL BLANCE SHEET TRANSACTIONS		(984,246.17)	5,207,875.55	20,660,222.93	(4,975,268.85)	8,904,717.04	(8,569,388.89)	0.00	(143,698,496.23)	
E. NET CHANGE (B - C + D)		**(25,517,517.44)**	**4,021,109.67**	**46,352,792.75**	**(36,415,196.03)**	**(8,186,594.59)**	**0.00**	**0.00**	**(149,889,606.32)**	**(6,191,110.09)**
F. ENDING CASH (A + E)		**195,941,076.81**	**199,962,186.48**	**246,314,979.23**	**209,899,783.20**	**201,713,188.61**				
G. ENDING CASH, PLUS ACCRUALS AND ADJUSTMENTS									**201,713,188.61**	

Section I - Expenditures	Funds 01, 09, and 62 Goals	Functions	Objects	2021-22 Expenditures
A. Total state, federal, and local expenditures (all resources)	All	All	1000-7999	608,197,809.00
B. Less all federal expenditures not allowed for MOE (Resources 3000-5999, except 3385)	All	All	1000-7999	111,767,240.00
C. Less state and local expenditures not allowed for MOE: (All resources, except federal as identified in Line B)				
1. Community Services	All	5000-5999	1000-7999	30,217.00
2. Capital Outlay	All except 7100-7199	All except 5000-5999	6000-6999	5,613,627.00
3. Debt Service	All	9100	5400-5450, 5800, 7430-7439	299,992.00
4. Other Transfers Out	All	9200	7200-7299	0.00
5. Interfund Transfers Out	All	9300	7600-7629	4,290,952.00
6. All Other Financing Uses	All	9100 9200	7699 7651	0.00
7. Nonagency	7100-7199	All except 5000-5999, 9000-9999	1000-7999	26,137.00
8. Tuition (Revenue, in lieu of expenditures, to approximate costs of services for which tuition is received)	All	All	8710	0.00
9. Supplemental expenditures made as a result of a Presidentially declared disaster	Manually entered. Must not include expenditures in lines B, C1-C8, D1, or D2.			
10. Total state and local expenditures not allowed for MOE calculation (Sum lines C1 through C9)				10,260,925.00
D. Plus additional MOE expenditures:				
1. Expenditures to cover deficits for food services (Funds 13 and 61) (If negative, then zero)	All	All	1000-7143, 7300-7439 minus 8000-8699	0.00
2. Expenditures to cover deficits for student body activities	Manually entered. Must not include expenditures in lines A or D1.			
E. Total expenditures subject to MOE (Line A minus lines B and C10, plus lines D1 and D2)				486,169,644.00

Section II - Expenditures Per ADA		2021-22 Annual ADA/ Exps. Per ADA
A. Average Daily Attendance (Form AI, Column C, sum of lines A6 and C9)*		33,936.69
B. Expenditures per ADA (Line I.E divided by Line II.A)		14,325.78

Section III - MOE Calculation (For data collection only. Final determination will be done by CDE)	Total	Per ADA
A. Base expenditures (Preloaded expenditures extracted from prior year Unaudited Actuals MOE calculation). (Note: If the prior year MOE was not met, in its final determination, CDE will adjust the prior year base to 90 percent of the preceding prior year amount rather than the actual prior year expenditure amount.)	432,520,706.60	11,490.20
1. Adjustment to base expenditure and expenditure per ADA amounts for LEAs failing prior year MOE calculation (From Section IV)	0.00	0.00
2. Total adjusted base expenditure amounts (Line A plus Line A.1)	432,520,706.60	11,490.20
B. Required effort (Line A.2 times 90%)	389,268,635.94	10,341.18
C. Current year expenditures (Line I.E and Line II.B)	486,169,644.00	14,325.78
D. MOE deficiency amount, if any (Line B minus Line C) (If negative, then zero)	0.00	0.00
E. MOE determination (If one or both of the amounts in line D are zero, the MOE requirement is met; if both amounts are positive, the MOE requirement is not met. If either column in Line A.2 or Line C equals zero, the MOE calculation is incomplete.)	MOE Met	
F. MOE deficiency percentage, if MOE not met; otherwise, zero (Line D divided by Line B) (Funding under ESSA covered programs in FY 2023-24 may be reduced by the lower of the two percentages)	0.00%	0.00%

*Interim Periods - Annual ADA not available from Form AI. For your convenience, Projected Year Totals Estimated P-2 ADA is extracted. Manual adjustment may be required to reflect estimated Annual ADA.

SECTION IV - Detail of Adjustments to Base Expenditures (used in Section III, Line A.1)

Description of Adjustments	Total Expenditures	Expenditures Per ADA
Total adjustments to base expenditures	0.00	0.00

Part I - General Administrative Share of Plant Services Costs

California's indirect cost plan allows that the general administrative costs in the indirect cost pool may include that portion of plant services costs (maintenance and operations costs and facilities rents and leases costs) attributable to the general administrative offices. The calculation of the plant services costs attributed to general administration and included in the pool is standardized and automated using the percentage of salaries and benefits relating to general administration as proxy for the percentage of square footage occupied by general administration.

A. Salaries and Benefits - Other General Administration and Centralized Data Processing

1. Salaries and benefits paid through payroll (Funds 01, 09, and 62, objects 1000-3999 except 3701-3702) (Functions 7200-7700, goals 0000 and 9000) — 33,135,537.00
2. Contracted general administrative positions not paid through payroll
   a. Enter the costs, if any, of general administrative positions performing services ON SITE but paid through a contract, rather than through payroll, in functions 7200-7700, goals 0000 and 9000, Object 5800.
   b. If an amount is entered on Line A2a, provide the title, duties, and approximate FTE of each general administrative position paid through a contract. Retain supporting documentation in case of audit.

B. Salaries and Benefits - All Other Activities

1. Salaries and benefits paid through payroll (Funds 01, 09, and 62, objects 1000-3999 except 3701-3702) (Functions 1000-6999, 7100-7180, & 8100-8400; Functions 7200-7700, all goals except 0000 & 9000) — 453,108,443.00

C. Percentage of Plant Services Costs Attributable to General Administration

(Line A1 plus Line A2a, divided by Line B1; zero if negative) (See Part III, Lines A5 and A6) — 7.31%

Part II - Adjustments for Employment Separation Costs

When an employee separates from service, the local educational agency (LEA) may incur costs associated with the separation in addition to the employee's regular salary and benefits for the final pay period. These additional costs can be categorized as "normal" or "abnormal or mass" separation costs.

Normal separation costs include items such as pay for accumulated unused leave or routine severance pay authorized by governing board policy. Normal separation costs are not allowable as direct costs to federal programs, but are allowable as indirect costs. State programs may have similar restrictions. Where federal or state program guidelines required that the LEA charge an employee's normal separation costs to an unrestricted resource rather than to the restricted program in which the employee worked, the LEA may identify and enter these costs on Line A for inclusion in the indirect cost pool.

Abnormal or mass separation costs are those costs resulting from actions taken by an LEA to influence employees to terminate their employment earlier than they normally would have. Abnormal or mass separation costs include retirement incentives such as a Golden Handshake or severance packages negotiated to effect termination. Abnormal or mass separation costs may not be charged to federal programs as either direct costs or indirect costs. Where an LEA paid abnormal or mass separation costs on behalf of positions in general administrative functions included in the indirect cost pool, the LEA must identify and enter these costs on Line B for exclusion from the pool.

A. Normal Separation Costs (optional)

Enter any normal separation costs paid on behalf of employees of restricted state or federal programs that were charged to an unrestricted resource (0000-1999) in funds 01, 09, and 62 with functions 1000-6999 or 8100-8400 rather than to the restricted program. These costs will be moved in Part III from base costs to the indirect cost pool. Retain supporting documentation.

B. Abnormal or Mass Separation Costs (required)

Enter any abnormal or mass separation costs paid on behalf of general administrative positions charged to unrestricted resources (0000-1999) in funds 01, 09, and 62 with functions 7200-7700. These costs will be moved in Part III from the indirect cost pool to base costs. If none, enter zero. — 0.00

Part III - Indirect Cost Rate Calculation (Funds 01, 09, and 62, unless indicated otherwise)

A.	**Indirect Costs**	
1.	Other General Administration, less portion charged to restricted resources or specific goals (Functions 7200-7600, objects 1000-5999, minus Line B9)	12,988,695.00
2.	Centralized Data Processing, less portion charged to restricted resources or specific goals (Function 7700, objects 1000-5999, minus Line B10)	7,298,302.00
3.	External Financial Audit - Single Audit (Function 7190, resources 0000-1999, goals 0000 and 9000, objects 5000-5999)	90,000.00
4.	Staff Relations and Negotiations (Function 7120, resources 0000-1999, goals 0000 and 9000, objects 1000-5999)	395,336.00
5.	Plant Maintenance and Operations (portion relating to general administrative offices only) (Functions 8100-8400, objects 1000-5999 except 5100, times Part I, Line C)	3,123,347.72
6.	Facilities Rents and Leases (portion relating to general administrative offices only) (Function 8700, resources 0000-1999, objects 1000-5999 except 5100, times Part I, Line C)	585.46
7.	Adjustment for Employment Separation Costs	
	a. Plus: Normal Separation Costs (Part II, Line A)	0.00
	b. Less: Abnormal or Mass Separation Costs (Part II, Line B)	0.00
8.	Total Indirect Costs (Lines A1 through A7a, minus Line A7b)	23,896,266.18
9.	Carry-Forward Adjustment (Part IV, Line F)	939,006.25
10.	Total Adjusted Indirect Costs (Line A8 plus Line A9)	24,835,272.43
B.	**Base Costs**	
1.	Instruction (Functions 1000-1999, objects 1000-5999 except 5100)	343,691,815.00
2.	Instruction-Related Services (Functions 2000-2999, objects 1000-5999 except 5100)	96,817,185.00
3.	Pupil Services (Functions 3000-3999, objects 1000-5999 except 4700 and 5100)	45,491,497.00
4.	Ancillary Services (Functions 4000-4999, objects 1000-5999 except 5100)	2,552,445.00
5.	Community Services (Functions 5000-5999, objects 1000-5999 except 5100)	30,217.00
6.	Enterprise (Function 6000, objects 1000-5999 except 4700 and 5100)	15,216.00
7.	Board and Superintendent (Functions 7100-7180, objects 1000-5999, minus Part III, Line A4)	4,537,313.00
8.	External Financial Audit - Single Audit and Other (Functions 7190-7191, objects 5000-5999, minus Part III, Line A3)	0.00
9.	Other General Administration (portion charged to restricted resources or specific goals only) (Functions 7200-7600, resources 2000-9999, objects 1000-5999; Functions 7200-7600, resources 0000-1999, all goals except 0000 and 9000, objects 1000-5999)	28,735,501.00
10.	Centralized Data Processing (portion charged to restricted resources or specific goals only) (Function 7700, resources 2000-9999, objects 1000-5999; Function 7700, resources 0000-1999, all goals except 0000 and 9000, objects 1000-5999)	2,755,037.00
11.	Plant Maintenance and Operations (all except portion relating to general administrative offices) (Functions 8100-8400, objects 1000-5999 except 5100, minus Part III, Line A5)	39,603,707.28
12.	Facilities Rents and Leases (all except portion relating to general administrative offices) (Function 8700, objects 1000-5999 except 5100, minus Part III, Line A6)	7,423.54
13.	Adjustment for Employment Separation Costs	
	a. Less: Normal Separation Costs (Part II, Line A)	0.00
	b. Plus: Abnormal or Mass Separation Costs (Part II, Line B)	0.00
14.	Student Activity (Fund 08, functions 4000-5999, objects 1000-5999 except 5100)	0.00
15.	Adult Education (Fund 11, functions 1000-6999, 8100-8400, and 8700, objects 1000-5999 except 5100)	3,686,083.00
16.	Child Development (Fund 12, functions 1000-6999, 8100-8400 & 8700, objects 1000-5999 except 4700 & 5100)	26,242,185.00
17.	Cafeteria (Funds 13 & 61, functions 1000-6999, 8100-8400 & 8700, objects 1000-5999 except 4700 & 5100)	10,418,220.00
18.	Foundation (Funds 19 & 57, functions 1000-6999, 8100-8400 & 8700, objects 1000-5999 except 4700 & 5100)	0.00
19.	Total Base Costs (Lines B1 through B12 and Lines B13b through B18, minus Line B13a)	604,583,844.82
C.	**Straight Indirect Cost Percentage Before Carry-Forward Adjustment (For information only - not for use when claiming/recovering indirect costs)** (Line A8 divided by Line B19)	3.95%
D.	**Preliminary Proposed Indirect Cost Rate (For final approved fixed-with-carry-forward rate for use in 2023-24 see www.cde.ca.gov/fg/ac/ic)** (Line A10 divided by Line B19)	4.11%

Part IV - Carry-forward Adjustment

The carry-forward adjustment is an after-the-fact adjustment for the difference between indirect costs recoverable using the indirect cost rate approved for use in a given year, and the actual indirect costs incurred in that year. The carry-forward adjustment eliminates the need for LEAs to file amended federal reports when their actual indirect costs vary from the estimated indirect costs on which the approved rate was based.

Where the ratio of indirect costs incurred in the current year is less than the estimated ratio of indirect costs on which the approved rate for use in the current year was based, the carry-forward adjustment is limited by using either the approved rate times current year base costs, or the highest rate actually used to recover costs from any program times current year base costs, if the highest rate used was less than the approved rate. Rates used to recover costs from programs are displayed in Exhibit A.

A.	**Indirect costs incurred in the current year (Part III, Line A8)**	23,896,266.18
B.	**Carry-forward adjustment from prior year(s)**	
1.	Carry-forward adjustment from the second prior year	(103,990.60)
2.	Carry-forward adjustment amount deferred from prior year(s), if any	0.00
C.	**Carry-forward adjustment for under- or over-recovery in the current year**	
1.	Under-recovery: Part III, Line A8, plus carry-forward adjustment from prior years, minus (approved indirect cost rate (3.78%) times Part III, Line B19); zero if negative	939,006.25
2.	Over-recovery: Part III, Line A8, plus carry-forward adjustment from prior years, minus the lesser of (approved indirect cost rate (3.78%) times Part III, Line B19) or (the highest rate used to recover costs from any program (3.78%) times Part III, Line B19); zero if positive	0.00
D.	**Preliminary carry-forward adjustment (Line C1 or C2)**	939,006.25

E. Optional allocation of negative carry-forward adjustment over more than one year

Where a negative carry-forward adjustment causes the proposed approved rate to fall below zero or would reduce the rate at which the LEA could recover indirect costs to such an extent that it would cause the LEA significant fiscal harm, the LEA may request that the carry-forward adjustment be allocated over more than one year. Where allocation of a negative carry-forward adjustment over more than one year does not resolve a negative rate, the CDE will work with the LEA on a case-by-case basis to establish an approved rate.

Option 1.	Preliminary proposed approved rate (Part III, Line D) if entire negative carry-forward adjustment is applied to the current year calculation:	not applicable
Option 2.	Preliminary proposed approved rate (Part III, Line D) if one-half of negative carry-forward adjustment is applied to the current year calculation and the remainder is deferred to one or more future years:	not applicable
Option 3.	Preliminary proposed approved rate (Part III, Line D) if one-third of negative carry-forward adjustment is applied to the current year calculation and the remainder is deferred to one or more future years:	not applicable

LEA request for Option 1, Option 2, or Option 3

1

F.	**Carry-forward adjustment used in Part III, Line A9 (Line D minus amount deferred if Option 2 or Option 3 is selected)**	939,006.25

Approved indirect cost rate: 3.78%
Highest rate used in any program: 3.78%

Fund	Resource	Eligible Expenditures (Objects 1000-5999 except 4700 & 5100)	Indirect Costs Charged (Objects 7310 and 7350)	Rate Used
01	3010	21,309,909.00	805,407.00	3.78%
01	3182	937,289.00	35,431.00	3.78%
01	3210	425,664.00	16,089.00	3.78%
01	3211	183,285.00	6,928.00	3.78%
01	3212	39,732,873.00	1,501,903.00	3.78%
01	3213	22,677,636.00	857,215.00	3.78%
01	3215	169,667.00	6,413.00	3.78%
01	3310	8,130,784.00	307,343.00	3.78%
01	3311	217,684.00	8,228.00	3.78%
01	3312	1,711,608.00	64,698.00	3.78%
01	3315	415,437.00	15,704.00	3.78%
01	3318	61,189.00	2,313.00	3.78%
01	3327	526,994.00	19,920.00	3.78%
01	3345	5,460.00	206.00	3.77%
01	3385	156,373.00	5,911.00	3.78%
01	3395	37,316.00	1,410.00	3.78%
01	3550	316,568.00	11,966.00	3.78%
01	3724	105,030.00	3,970.00	3.78%
01	4035	2,111,359.00	79,909.00	3.78%
01	4124	460,564.00	17,410.00	3.78%
01	4127	1,756,577.00	66,399.00	3.78%
01	4201	198,612.00	7,507.00	3.78%
01	4203	808,871.00	30,575.00	3.78%
01	4510	49,544.00	1,873.00	3.78%
01	5630	117,315.00	4,435.00	3.78%
01	5632	148,212.00	5,602.00	3.78%
01	5810	236,002.00	4,007.00	1.70%
01	6010	4,991,305.00	188,671.00	3.78%
01	6385	112,224.00	4,242.00	3.78%
01	6387	1,180,583.00	44,626.00	3.78%
01	6388	429,485.00	16,235.00	3.78%
01	6500	62,965,574.00	2,380,770.00	3.78%
01	6515	4,142.00	156.00	3.77%
01	6520	429,490.00	16,235.00	3.78%
01	6536	340,783.00	12,882.00	3.78%
01	6537	1,161,856.00	43,918.00	3.78%
01	6546	2,627,487.00	99,319.00	3.78%
01	6695	336,095.00	12,704.00	3.78%
01	7085	451,212.00	17,056.00	3.78%
01	7220	153,844.00	5,816.00	3.78%
01	7810	1,538,529.00	58,156.00	3.78%
01	8150	11,472,336.00	433,654.00	3.78%

Fund	Resource	Eligible Expenditures (Objects 1000-5999 except 4700 & 5100)	Indirect Costs Charged (Objects 7310 and 7350)	Rate Used
01	9010	15,351,205.00	17,580.00	0.11%
09	6500	174,704.00	6,604.00	3.78%
11	6391	1,789,754.00	67,652.00	3.78%
12	5025	1,817,346.00	68,696.00	3.78%
12	5320	83,549.00	3,154.00	3.78%
12	6105	4,043,293.00	152,836.00	3.78%
12	9010	19,013,621.00	610,029.00	3.21%
13	5310	10,394,251.00	392,902.00	3.78%

Description	Object Codes	Projected Year Totals (Form 01I) (A)	% Change (Cols. C-A/A) (B)	2022-23 Projection (C)	% Change (Cols. E-C/C) (D)	2023-24 Projection (E)
(Enter projections for subsequent years 1 and 2 in Columns C and E; current year - Column A - is extracted)						
A. REVENUES AND OTHER FINANCING SOURCES						
1. LCFF/Revenue Limit Sources	8010-8099	383,420,394.00	-2.99%	371,951,019.00	3.70%	385,713,492.00
2. Federal Revenues	8100-8299	0.00	0.00%		0.00%	
3. Other State Revenues	8300-8599	9,115,079.00	-23.29%	6,991,727.00	0.00%	6,991,727.00
4. Other Local Revenues	8600-8799	3,521,080.00	-58.62%	1,456,919.00	0.00%	1,456,919.00
5. Other Financing Sources						
a. Transfers In	8900-8929	1,000.00	0.00%	1,000.00	0.00%	1,000.00
b. Other Sources	8930-8979	0.00	0.00%		0.00%	
c. Contributions	8980-8999	(56,175,182.00)	-3.61%	(54,147,610.00)	5.53%	(57,142,626.00)
6. Total (Sum lines A1 thru A5c)		339,882,371.00	-4.01%	326,253,055.00	3.30%	337,020,512.00
B. EXPENDITURES AND OTHER FINANCING USES						
1. Certificated Salaries						
a. Base Salaries				164,854,246.00		163,503,964.02
b. Step & Column Adjustment				1,457,508.02		1,464,779.51
c. Cost-of-Living Adjustment						
d. Other Adjustments				(2,807,790.00)		(749,937.00)
e. Total Certificated Salaries (Sum lines B1a thru B1d)	1000-1999	164,854,246.00	-0.82%	163,503,964.02	0.44%	164,218,806.53
2. Classified Salaries						
a. Base Salaries				41,184,874.00		41,700,581.41
b. Step & Column Adjustment				368,240.00		371,555.00
c. Cost-of-Living Adjustment						
d. Other Adjustments				147,467.41		(35,564.21)
e. Total Classified Salaries (Sum lines B2a thru B2d)	2000-2999	41,184,874.00	1.25%	41,700,581.41	0.81%	42,036,572.20
3. Employee Benefits	3000-3999	91,641,141.00	3.82%	95,140,067.00	1.53%	96,592,085.00
4. Books and Supplies	4000-4999	9,916,020.24	-19.61%	7,971,476.00	1.80%	8,115,010.00
5. Services and Other Operating Expenditures	5000-5999	22,551,560.76	-6.74%	21,030,819.00	1.97%	21,445,970.00
6. Capital Outlay	6000-6999	5,315,441.00	-86.66%	709,112.00	2.36%	725,847.00
7. Other Outgo (excluding Transfers of Indirect Costs)	7100-7299, 7400-7499	1,058,177.00	0.00%	1,058,177.00	-28.35%	758,185.00
8. Other Outgo - Transfers of Indirect Costs	7300-7399	(8,542,665.00)	-15.42%	(7,225,192.00)	-8.89%	(6,583,130.00)
9. Other Financing Uses						
a. Transfers Out	7600-7629	2,048,655.00	-97.63%	48,655.00	0.00%	48,655.00
b. Other Uses	7630-7699	0.00	0.00%		0.00%	
10. Other Adjustments (Explain in Section F below)						
11. Total (Sum lines B1 thru B10)		330,027,450.00	-1.85%	323,937,659.43	1.06%	327,358,000.73
C. NET INCREASE (DECREASE) IN FUND BALANCE (Line A6 minus line B11)		9,854,921.00		2,315,395.57		9,662,511.27
D. FUND BALANCE						
1. Net Beginning Fund Balance (Form 01I, line F1e)		70,035,581.23		79,890,502.23		82,205,897.80
2. Ending Fund Balance (Sum lines C and D1)		79,890,502.23		82,205,897.80		91,868,409.07
3. Components of Ending Fund Balance (Form 01I)						
a. Nonspendable	9710-9719	254,608.00		205,000.00		205,000.00
b. Restricted	9740					
c. Committed						
1. Stabilization Arrangements	9750	0.00		0.00		0.00
2. Other Commitments	9760	0.00		0.00		0.00
d. Assigned	9780	29,181,395.00		28,697,198.00		29,766,049.00
e. Unassigned/Unappropriated						
1. Reserve for Economic Uncertainties	9789	12,095,694.16		10,963,128.82		10,942,519.81
2. Unassigned/Unappropriated	9790	38,358,805.07		42,340,570.98		50,954,840.26
f. Total Components of Ending Fund Balance (Line D3f must agree with line D2)		79,890,502.23		82,205,897.80		91,868,409.07

Description	Object Codes	Projected Year Totals (Form 01I) (A)	% Change (Cols. C-A/A) (B)	2022-23 Projection (C)	% Change (Cols. E-C/C) (D)	2023-24 Projection (E)
E. AVAILABLE RESERVES						
1. General Fund						
a. Stabilization Arrangements	9750	0.00		0.00		0.00
b. Reserve for Economic Uncertainties	9789	12,095,694.16		10,963,128.82		10,942,519.81
c. Unassigned/Unappropriated	9790	38,358,805.07		42,340,570.98		50,954,840.26
(Enter other reserve projections in Columns C and E for subsequent years 1 and 2; current year - Column A - is extracted)						
2. Special Reserve Fund - Noncapital Outlay (Fund 17)						
a. Stabilization Arrangements	9750	0.00		0.00		0.00
b. Reserve for Economic Uncertainties	9789	0.00		0.00		0.00
c. Unassigned/Unappropriated	9790	0.00		0.00		0.00
3. Total Available Reserves (Sum lines E1a thru E2c)		50,454,499.23		53,303,699.80		61,897,360.07

F. ASSUMPTIONS

Please provide below or on a separate attachment, the assumptions used to determine the projections for the first and second subsequent fiscal years. Further, please include an explanation for any significant expenditure adjustments projected in lines B1d, B2d, and B10. For additional information, please refer to the Budget Assumptions section of the SACS Financial Reporting Software User Guide.

Assumptions provided in a seperate document.

Description	Object Codes	Projected Year Totals (Form 01I) (A)	% Change (Cols. C-A/A) (B)	2022-23 Projection (C)	% Change (Cols. E-C/C) (D)	2023-24 Projection (E)
(Enter projections for subsequent years 1 and 2 in Columns C and E; current year - Column A - is extracted)						
A. REVENUES AND OTHER FINANCING SOURCES						
1. LCFF/Revenue Limit Sources	8010-8099	2,061,615.00	0.00%	2,061,615.00	0.00%	2,061,615.00
2. Federal Revenues	8100-8299	111,662,497.00	-23.08%	85,893,700.75	-1.68%	84,450,033.25
3. Other State Revenues	8300-8599	81,899,896.00	-13.63%	70,737,987.00	-7.70%	65,292,708.00
4. Other Local Revenues	8600-8799	4,936,729.00	-41.84%	2,871,363.00	0.49%	2,885,337.00
5. Other Financing Sources						
a. Transfers In	8900-8929	0.00	0.00%		0.00%	
b. Other Sources	8930-8979	0.00	0.00%		0.00%	
c. Contributions	8980-8999	56,175,182.00	-3.61%	54,147,610.00	5.53%	57,142,626.00
6. Total (Sum lines A1 thru A5c)		256,735,919.00	-15.98%	215,712,275.75	-1.80%	211,832,319.25
B. EXPENDITURES AND OTHER FINANCING USES						
1. Certificated Salaries						
a. Base Salaries				71,584,736.00		58,657,185.99
b. Step & Column Adjustment				395,219.00		390,573.00
c. Cost-of-Living Adjustment						
d. Other Adjustments				(13,322,769.01)		(824,027.51)
e. Total Certificated Salaries (Sum lines B1a thru B1d)	1000-1999	71,584,736.00	-18.06%	58,657,185.99	-0.74%	58,223,731.48
2. Classified Salaries						
a. Base Salaries				48,252,704.00		42,364,571.31
b. Step & Column Adjustment				255,838.00		262,697.00
c. Cost-of-Living Adjustment						
d. Other Adjustments				(6,143,970.69)		(1,243,543.03)
e. Total Classified Salaries (Sum lines B2a thru B2d)	2000-2999	48,252,704.00	-12.20%	42,364,571.31	-2.32%	41,383,725.28
3. Employee Benefits	3000-3999	72,984,223.00	-3.64%	70,325,016.88	1.59%	71,443,520.80
4. Books and Supplies	4000-4999	41,955,822.00	-41.39%	24,590,442.04	-9.88%	22,161,995.39
5. Services and Other Operating Expenditures	5000-5999	29,170,197.00	-44.85%	16,086,339.75	-43.96%	9,015,373.22
6. Capital Outlay	6000-6999	1,456,405.00	185.59%	4,159,413.00	144.25%	10,159,413.00
7. Other Outgo (excluding Transfers of Indirect Costs)	7100-7299, 7400-7499	108,406.00	-0.92%	107,406.00	0.00%	107,406.00
8. Other Outgo - Transfers of Indirect Costs	7300-7399	7,240,792.00	-18.18%	5,924,433.44	-11.07%	5,268,851.36
9. Other Financing Uses						
a. Transfers Out	7600-7629	2,003,973.00	0.00%	2,003,973.00	0.00%	2,003,973.00
b. Other Uses	7630-7699	0.00	0.00%	0.00	0.00%	0.00
10. Other Adjustments (Explain in Section F below)						
11. Total (Sum lines B1 thru B10)		274,757,258.00	-18.39%	224,218,781.41	-1.99%	219,767,989.53
C. NET INCREASE (DECREASE) IN FUND BALANCE (Line A6 minus line B11)		(18,021,339.00)		(8,506,505.66)		(7,935,670.28)
D. FUND BALANCE						
1. Net Beginning Fund Balance (Form 01I, line F1e)		42,656,504.90		24,635,165.90		16,128,660.24
2. Ending Fund Balance (Sum lines C and D1)		24,635,165.90		16,128,660.24		8,192,989.96
3. Components of Ending Fund Balance (Form 01I)						
a. Nonspendable	9710-9719	0.00		0.00		0.00
b. Restricted	9740	24,635,165.90		16,128,660.24		8,192,989.96
c. Committed						
1. Stabilization Arrangements	9750					
2. Other Commitments	9760					
d. Assigned	9780					
e. Unassigned/Unappropriated						
1. Reserve for Economic Uncertainties	9789					
2. Unassigned/Unappropriated	9790	0.00		0.00		0.00
f. Total Components of Ending Fund Balance (Line D3f must agree with line D2)		24,635,165.90		16,128,660.24		8,192,989.96

Description	Object Codes	Projected Year Totals (Form 01I) (A)	% Change (Cols. C-A/A) (B)	2022-23 Projection (C)	% Change (Cols. E-C/C) (D)	2023-24 Projection (E)
E. AVAILABLE RESERVES						
1. General Fund						
a. Stabilization Arrangements	9750					
b. Reserve for Economic Uncertainties	9789					
c. Unassigned/Unappropriated Amount	9790					
(Enter current year reserve projections in Column A, and other reserve projections in Columns C and E for subsequent years 1 and 2)						
2. Special Reserve Fund - Noncapital Outlay (Fund 17)						
a. Stabilization Arrangements	9750					
b. Reserve for Economic Uncertainties	9789					
c. Unassigned/Unappropriated	9790					
3. Total Available Reserves (Sum lines E1a thru E2c)						

F. ASSUMPTIONS

Please provide below or on a separate attachment, the assumptions used to determine the projections for the first and second subsequent fiscal years. Further, please include an explanation for any significant expenditure adjustments projected in lines B1d, B2d, and B10. For additional information, please refer to the Budget Assumptions section of the SACS Financial Reporting Software User Guide.

Assumptions provided in a seperate document.

Description	Object Codes	Projected Year Totals (Form 01I) (A)	% Change (Cols. C-A/A) (B)	2022-23 Projection (C)	% Change (Cols. E-C/C) (D)	2023-24 Projection (E)
(Enter projections for subsequent years 1 and 2 in Columns C and E; current year - Column A - is extracted)						
A. REVENUES AND OTHER FINANCING SOURCES						
1. LCFF/Revenue Limit Sources	8010-8099	385,482,009.00	-2.98%	374,012,634.00	3.68%	387,775,107.00
2. Federal Revenues	8100-8299	111,662,497.00	-23.08%	85,893,700.75	-1.68%	84,450,033.25
3. Other State Revenues	8300-8599	91,014,975.00	-14.60%	77,729,714.00	-7.01%	72,284,435.00
4. Other Local Revenues	8600-8799	8,457,809.00	-48.83%	4,328,282.00	0.32%	4,342,256.00
5. Other Financing Sources						
a. Transfers In	8900-8929	1,000.00	0.00%	1,000.00	0.00%	1,000.00
b. Other Sources	8930-8979	0.00	0.00%	0.00	0.00%	0.00
c. Contributions	8980-8999	0.00	0.00%	0.00	0.00%	0.00
6. Total (Sum lines A1 thru A5c)		596,618,290.00	-9.16%	541,965,330.75	1.27%	548,852,831.25
B. EXPENDITURES AND OTHER FINANCING USES						
1. Certificated Salaries						
a. Base Salaries				236,438,982.00		222,161,150.01
b. Step & Column Adjustment				1,852,727.02		1,855,352.51
c. Cost-of-Living Adjustment				0.00		0.00
d. Other Adjustments				(16,130,559.01)		(1,573,964.51)
e. Total Certificated Salaries (Sum lines B1a thru B1d)	1000-1999	236,438,982.00	-6.04%	222,161,150.01	0.13%	222,442,538.01
2. Classified Salaries						
a. Base Salaries				89,437,578.00		84,065,152.72
b. Step & Column Adjustment				624,078.00		634,252.00
c. Cost-of-Living Adjustment				0.00		0.00
d. Other Adjustments				(5,996,503.28)		(1,279,107.24)
e. Total Classified Salaries (Sum lines B2a thru B2d)	2000-2999	89,437,578.00	-6.01%	84,065,152.72	-0.77%	83,420,297.48
3. Employee Benefits	3000-3999	164,625,364.00	0.51%	165,465,083.88	1.55%	168,035,605.80
4. Books and Supplies	4000-4999	51,871,842.24	-37.23%	32,561,918.04	-7.02%	30,277,005.39
5. Services and Other Operating Expenditures	5000-5999	51,721,757.76	-28.24%	37,117,158.75	-17.93%	30,461,343.22
6. Capital Outlay	6000-6999	6,771,846.00	-28.11%	4,868,525.00	123.58%	10,885,260.00
7. Other Outgo (excluding Transfers of Indirect Costs)	7100-7299, 7400-7499	1,166,583.00	-0.09%	1,165,583.00	-25.74%	865,591.00
8. Other Outgo - Transfers of Indirect Costs	7300-7399	(1,301,873.00)	-0.09%	(1,300,758.56)	1.04%	(1,314,278.64)
9. Other Financing Uses						
a. Transfers Out	7600-7629	4,052,628.00	-49.35%	2,052,628.00	0.00%	2,052,628.00
b. Other Uses	7630-7699	0.00	0.00%	0.00	0.00%	0.00
10. Other Adjustments				0.00		0.00
11. Total (Sum lines B1 thru B10)		604,784,708.00	-9.36%	548,156,440.84	-0.19%	547,125,990.26
C. NET INCREASE (DECREASE) IN FUND BALANCE (Line A6 minus line B11)		(8,166,418.00)		(6,191,110.09)		1,726,840.99
D. FUND BALANCE						
1. Net Beginning Fund Balance (Form 01I, line F1e)		112,692,086.13		104,525,668.13		98,334,558.04
2. Ending Fund Balance (Sum lines C and D1)		104,525,668.13		98,334,558.04		100,061,399.03
3. Components of Ending Fund Balance (Form 01I)						
a. Nonspendable	9710-9719	254,608.00		205,000.00		205,000.00
b. Restricted	9740	24,635,165.90		16,128,660.24		8,192,989.96
c. Committed						
1. Stabilization Arrangements	9750	0.00		0.00		0.00
2. Other Commitments	9760	0.00		0.00		0.00
d. Assigned	9780	29,181,395.00		28,697,198.00		29,766,049.00
e. Unassigned/Unappropriated						
1. Reserve for Economic Uncertainties	9789	12,095,694.16		10,963,128.82		10,942,519.81
2. Unassigned/Unappropriated	9790	38,358,805.07		42,340,570.98		50,954,840.26
f. Total Components of Ending Fund Balance (Line D3f must agree with line D2)		104,525,668.13		98,334,558.04		100,061,399.03

Description	Object Codes	Projected Year Totals (Form 01I) (A)	% Change (Cols. C-A/A) (B)	2022-23 Projection (C)	% Change (Cols. E-C/C) (D)	2023-24 Projection (E)
E. AVAILABLE RESERVES (Unrestricted except as noted)						
1. General Fund						
a. Stabilization Arrangements	9750	0.00		0.00		0.00
b. Reserve for Economic Uncertainties	9789	12,095,694.16		10,963,128.82		10,942,519.81
c. Unassigned/Unappropriated	9790	38,358,805.07		42,340,570.98		50,954,840.26
d. Negative Restricted Ending Balances						
(Negative resources 2000-9999)	979Z			0.00		0.00
2. Special Reserve Fund - Noncapital Outlay (Fund 17)						
a. Stabilization Arrangements	9750	0.00		0.00		0.00
b. Reserve for Economic Uncertainties	9789	0.00		0.00		0.00
c. Unassigned/Unappropriated	9790	0.00		0.00		0.00
3. Total Available Reserves - by Amount (Sum lines E1 thru E2c)		50,454,499.23		53,303,699.80		61,897,360.07
4. Total Available Reserves - by Percent (Line E3 divided by Line F3c)		8.34%		9.72%		11.31%
F. RECOMMENDED RESERVES						
1. Special Education Pass-through Exclusions						
For districts that serve as the administrative unit (AU) of a						
special education local plan area (SELPA):						
a. Do you choose to exclude from the reserve calculation						
the pass-through funds distributed to SELPA members?	Yes					
b. If you are the SELPA AU and are excluding special						
education pass-through funds:						
1. Enter the name(s) of the SELPA(s):						
2. Special education pass-through funds						
(Column A: Fund 10, resources 3300-3499, 6500-6540 and 6546,						
objects 7211-7213 and 7221-7223; enter projections for						
subsequent years 1 and 2 in Columns C and E)		5,434,089.00		5,703,198.00		6,017,234.00
2. District ADA						
Used to determine the reserve standard percentage level on line F3d						
(Col. A: Form AI, Estimated P-2 ADA column, Lines A4 and C4; enter projections)		34,427.80		34,401.37		34,401.37
3. Calculating the Reserves						
a. Expenditures and Other Financing Uses (Line B11)		604,784,708.00		548,156,440.84		547,125,990.26
b. Plus: Special Education Pass-through Funds (Line F1b2, if Line F1a is No)		0.00		0.00		0.00
c. Total Expenditures and Other Financing Uses						
(Line F3a plus line F3b)		604,784,708.00		548,156,440.84		547,125,990.26
d. Reserve Standard Percentage Level						
(Refer to Form 01CSI, Criterion 10 for calculation details)		2%		2%		2%
e. Reserve Standard - By Percent (Line F3c times F3d)		12,095,694.16		10,963,128.82		10,942,519.81
f. Reserve Standard - By Amount						
(Refer to Form 01CSI, Criterion 10 for calculation details)		0.00		0.00		0.00
g. Reserve Standard (Greater of Line F3e or F3f)		12,095,694.16		10,963,128.82		10,942,519.81
h. Available Reserves (Line E3) Meet Reserve Standard (Line F3g)		YES		YES		YES

Description	Direct Costs - Interfund Transfers In 5750	Direct Costs - Interfund Transfers Out 5750	Indirect Costs - Interfund Transfers In 7350	Indirect Costs - Interfund Transfers Out 7350	Interfund Transfers In 8900-8929	Interfund Transfers Out 7600-7629	Due From Other Funds 9310	Due To Other Funds 9610
01I GENERAL FUND								
Expenditure Detail	0.00	(5,849,401.00)	0.00	(1,301,873.00)				
Other Sources/Uses Detail					1,000.00	4,052,628.00		
Fund Reconciliation								
08I STUDENT ACTIVITY SPECIAL REVENUE FUND								
Expenditure Detail	0.00	0.00	0.00	0.00				
Other Sources/Uses Detail					0.00	0.00		
Fund Reconciliation								
09I CHARTER SCHOOLS SPECIAL REVENUE FUND								
Expenditure Detail	181,720.00	0.00	6,604.00	0.00				
Other Sources/Uses Detail					0.00	238,324.00		
Fund Reconciliation								
10I SPECIAL EDUCATION PASS-THROUGH FUND								
Expenditure Detail								
Other Sources/Uses Detail								
Fund Reconciliation								
11I ADULT EDUCATION FUND								
Expenditure Detail	104,396.00	0.00	67,652.00	0.00				
Other Sources/Uses Detail					0.00	93,476.00		
Fund Reconciliation								
12I CHILD DEVELOPMENT FUND								
Expenditure Detail	1,560.00	0.00	834,715.00	0.00				
Other Sources/Uses Detail					0.00	0.00		
Fund Reconciliation								
13I CAFETERIA SPECIAL REVENUE FUND								
Expenditure Detail	360,008.00	0.00	392,902.00	0.00				
Other Sources/Uses Detail					0.00	7,983.00		
Fund Reconciliation								
14I DEFERRED MAINTENANCE FUND								
Expenditure Detail	0.00	(9,418.00)						
Other Sources/Uses Detail					2,000,000.00	0.00		
Fund Reconciliation								
15I PUPIL TRANSPORTATION EQUIPMENT FUND								
Expenditure Detail	0.00	0.00						
Other Sources/Uses Detail					0.00	0.00		
Fund Reconciliation								
17I SPECIAL RESERVE FUND FOR OTHER THAN CAPITAL OUTLAY								
Expenditure Detail								
Other Sources/Uses Detail					0.00	0.00		
Fund Reconciliation								
18I SCHOOL BUS EMISSIONS REDUCTION FUND								
Expenditure Detail	0.00	0.00						
Other Sources/Uses Detail					0.00	0.00		
Fund Reconciliation								
19I FOUNDATION SPECIAL REVENUE FUND								
Expenditure Detail	0.00	0.00	0.00	0.00				
Other Sources/Uses Detail						0.00		
Fund Reconciliation								
20I SPECIAL RESERVE FUND FOR POSTEMPLOYMENT BENEFITS								
Expenditure Detail								
Other Sources/Uses Detail					0.00	0.00		
Fund Reconciliation								
21I BUILDING FUND								
Expenditure Detail	1,675,423.00	0.00						
Other Sources/Uses Detail					12,123,692.00	0.00		
Fund Reconciliation								
25I CAPITAL FACILITIES FUND								
Expenditure Detail	0.00	0.00						
Other Sources/Uses Detail					0.00	0.00		
Fund Reconciliation								
30I STATE SCHOOL BUILDING LEASE/PURCHASE FUND								
Expenditure Detail	0.00	0.00						
Other Sources/Uses Detail					0.00	0.00		
Fund Reconciliation								
35I COUNTY SCHOOL FACILITIES FUND								
Expenditure Detail	0.00	0.00						
Other Sources/Uses Detail					0.00	11,732,281.00		
Fund Reconciliation								
40I SPECIAL RESERVE FUND FOR CAPITAL OUTLAY PROJECTS								
Expenditure Detail	0.00	0.00						
Other Sources/Uses Detail					0.00	0.00		
Fund Reconciliation								
49I CAP PROJ FUND FOR BLENDED COMPONENT UNITS								
Expenditure Detail	0.00	0.00						
Other Sources/Uses Detail					0.00	0.00		
Fund Reconciliation								
51I BOND INTEREST AND REDEMPTION FUND								
Expenditure Detail								
Other Sources/Uses Detail					0.00	0.00		
Fund Reconciliation								
52I DEBT SVC FUND FOR BLENDED COMPONENT UNITS								
Expenditure Detail								
Other Sources/Uses Detail					0.00	0.00		
Fund Reconciliation								
53I TAX OVERRIDE FUND								
Expenditure Detail								
Other Sources/Uses Detail					0.00	0.00		
Fund Reconciliation								
56I DEBT SERVICE FUND								
Expenditure Detail								
Other Sources/Uses Detail					0.00	0.00		
Fund Reconciliation								
57I FOUNDATION PERMANENT FUND								
Expenditure Detail	0.00	0.00	0.00	0.00				
Other Sources/Uses Detail						0.00		
Fund Reconciliation								

Description	Direct Costs - Interfund Transfers In 5750	Direct Costs - Interfund Transfers Out 5750	Indirect Costs - Interfund Transfers In 7350	Indirect Costs - Interfund Transfers Out 7350	Interfund Transfers In 8900-8929	Interfund Transfers Out 7600-7629	Due From Other Funds 9310	Due To Other Funds 9610
61I CAFETERIA ENTERPRISE FUND								
Expenditure Detail	0.00	0.00	0.00	0.00				
Other Sources/Uses Detail					0.00	0.00		
Fund Reconciliation								
62I CHARTER SCHOOLS ENTERPRISE FUND								
Expenditure Detail	0.00	0.00	0.00	0.00				
Other Sources/Uses Detail					0.00	0.00		
Fund Reconciliation								
63I OTHER ENTERPRISE FUND								
Expenditure Detail	0.00	0.00						
Other Sources/Uses Detail					0.00	0.00		
Fund Reconciliation								
66I WAREHOUSE REVOLVING FUND								
Expenditure Detail	0.00	0.00						
Other Sources/Uses Detail					0.00	0.00		
Fund Reconciliation								
67I SELF-INSURANCE FUND								
Expenditure Detail	3,535,712.00	0.00						
Other Sources/Uses Detail					2,000,000.00	0.00		
Fund Reconciliation								
71I RETIREE BENEFIT FUND								
Expenditure Detail								
Other Sources/Uses Detail					0.00			
Fund Reconciliation								
73I FOUNDATION PRIVATE-PURPOSE TRUST FUND								
Expenditure Detail	0.00	0.00						
Other Sources/Uses Detail					0.00			
Fund Reconciliation								
76I WARRANT/PASS-THROUGH FUND								
Expenditure Detail								
Other Sources/Uses Detail								
Fund Reconciliation								
95I STUDENT BODY FUND								
Expenditure Detail								
Other Sources/Uses Detail								
Fund Reconciliation								
TOTALS	5,858,819.00	(5,858,819.00)	1,301,873.00	(1,301,873.00)	16,124,692.00	16,124,692.00		

Provide methodology and assumptions used to estimate ADA, enrollment, revenues, expenditures, reserves and fund balance, and multiyear commitments (including cost-of-living adjustments).

Deviations from the standards must be explained and may affect the interim certification.

CRITERIA AND STANDARDS

1. CRITERION: Average Daily Attendance

STANDARD: Funded average daily attendance (ADA) for any of the current fiscal year or two subsequent fiscal years has not changed by more than two percent since first interim projections.

District's ADA Standard Percentage Range: **-2.0% to +2.0%**

1A. Calculating the District's ADA Variances

DATA ENTRY: First Interim data that exist will be extracted into the first column, otherwise, enter data for all fiscal years. Second Interim Projected Year Totals data that exist for the current year will be extracted; otherwise, enter data for all fiscal years. Enter district regular ADA and charter school ADA corresponding to financial data reported in the General Fund, only, for all fiscal years.

Estimated Funded ADA

Fiscal Year	First Interim Projected Year Totals (Form 01CSI, Item 1A)	Second Interim Projected Year Totals (Form AI, Lines A4 and C4)	Percent Change	Status
Current Year (2021-22)				
District Regular	37,437.14	37,437.14		
Charter School	0.00	0.00		
Total ADA	**37,437.14**	**37,437.14**	**0.0%**	**Met**
1st Subsequent Year (2022-23)				
District Regular	34,389.07	34,401.37		
Charter School	0.00			
Total ADA	**34,389.07**	**34,401.37**	**0.0%**	**Met**
2nd Subsequent Year (2023-24)				
District Regular	34,389.07	34,401.37		
Charter School	0.00			
Total ADA	**34,389.07**	**34,401.37**	**0.0%**	**Met**

1B. Comparison of District ADA to the Standard

DATA ENTRY: Enter an explanation if the standard is not met.

1a. STANDARD MET - Funded ADA has not changed since first interim projections by more than two percent in any of the current year or two subsequent fiscal years.

Explanation:
(required if NOT met)

2. CRITERION: Enrollment

STANDARD: Projected enrollment for any of the current fiscal year or two subsequent fiscal years has not changed by more than two percent since first interim projections.

District's Enrollment Standard Percentage Range: **-2.0% to +2.0%**

2A. Calculating the District's Enrollment Variances

DATA ENTRY: First Interim data that exist will be extracted; otherwise, enter data into the first column for all fiscal years. Enter data in the second column for all fiscal years. Enter district regular enrollment and charter school enrollment corresponding to financial data reported in the General Fund, only, for all fiscal years.

	Enrollment			
Fiscal Year	First Interim (Form 01CSI, Item 2A)	Second Interim CBEDS/Projected	Percent Change	Status
Current Year (2021-22)				
District Regular	38,154	38,164		
Charter School				
Total Enrollment	**38,154**	**38,164**	**0.0%**	**Met**
1st Subsequent Year (2022-23)				
District Regular	38,154	37,685		
Charter School				
Total Enrollment	**38,154**	**37,685**	**-1.2%**	**Met**
2nd Subsequent Year (2023-24)				
District Regular	38,154	37,685		
Charter School				
Total Enrollment	**38,154**	**37,685**	**-1.2%**	**Met**

2B. Comparison of District Enrollment to the Standard

DATA ENTRY: Enter an explanation if the standard is not met.

1a. STANDARD MET - Enrollment projections have not changed since first interim projections by more than two percent for the current year and two subsequent fiscal years.

Explanation:
(required if NOT met)

3. CRITERION: ADA to Enrollment

STANDARD: Projected second period (P-2) average daily attendance (ADA) to enrollment ratio for any of the current fiscal year or two subsequent fiscal years has not increased from the historical average ratio from the three prior fiscal years by more than one half of one percent (0.5%).

3A. Calculating the District's ADA to Enrollment Standard

DATA ENTRY: Unaudited Actuals data that exist will be extracted into the P-2 ADA column for the First Prior Year; otherwise, enter First Prior Year data. P-2 ADA for the second and third prior years are preloaded. First Interim data that exist will be extracted into the Enrollment column; otherwise, enter Enrollment data for all fiscal years. Data should reflect district regular and charter school ADA/enrollment corresponding to financial data reported in the General Fund, only, for all fiscal years.

Fiscal Year	P-2 ADA Unaudited Actuals (Form A, Lines A4 and C4)	Enrollment CBEDS Actual (Form 01CSI, Item 3A)	Historical Ratio of ADA to Enrollment
Third Prior Year (2018-19)			
District Regular	37,694	39,779	
Charter School			
Total ADA/Enrollment	**37,694**	**39,779**	**94.8%**
Second Prior Year (2019-20)			
District Regular	37,437	39,445	
Charter School			
Total ADA/Enrollment	**37,437**	**39,445**	**94.9%**
First Prior Year (2020-21)			
District Regular	37,437	38,944	
Charter School	0		
Total ADA/Enrollment	**37,437**	**38,944**	**96.1%**
		Historical Average Ratio:	95.3%
		District's ADA to Enrollment Standard (historical average ratio plus 0.5%):	**95.8%**

3B. Calculating the District's Projected Ratio of ADA to Enrollment

DATA ENTRY: Estimated P-2 ADA will be extracted into the first column for the Current Year; enter data in the first column for the subsequent fiscal years. Data should reflect district regular and charter school ADA/enrollment corresponding to financial data reported in the General Fund, only, for all fiscal years. All other data are extracted.

Fiscal Year	Estimated P-2 ADA (Form AI, Lines A4 and C4)	Enrollment CBEDS/Projected (Criterion 2, Item 2A)	Ratio of ADA to Enrollment	Status
Current Year (2021-22)				
District Regular	34,428	38,164		
Charter School	0			
Total ADA/Enrollment	**34,428**	**38,164**	**90.2%**	**Met**
1st Subsequent Year (2022-23)				
District Regular	33,656	37,685		
Charter School				
Total ADA/Enrollment	**33,656**	**37,685**	**89.3%**	**Met**
2nd Subsequent Year (2023-24)				
District Regular	33,656	37,685		
Charter School				
Total ADA/Enrollment	**33,656**	**37,685**	**89.3%**	**Met**

3C. Comparison of District ADA to Enrollment Ratio to the Standard

DATA ENTRY: Enter an explanation if the standard is not met.

1a. STANDARD MET - Projected P-2 ADA to enrollment ratio has not exceeded the standard for the current year and two subsequent fiscal years.

Explanation:
(required if NOT met)

4. CRITERION: LCFF Revenue

STANDARD: Projected LCFF revenue for any of the current fiscal year or two subsequent fiscal years has not changed by more than two percent since first interim projections.

District's LCFF Revenue Standard Percentage Range: **-2.0% to +2.0%**

4A. Calculating the District's Projected Change in LCFF Revenue

DATA ENTRY: First Interim data that exist will be extracted; otherwise, enter data into the first column. In the Second Interim column, Current Year data are extracted; enter data for the two subsequent years.

Fiscal Year	LCFF Revenue (Fund 01, Objects 8011, 8012, 8020-8089) First Interim (Form 01CSI, Item 4A)	Second Interim Projected Year Totals	Percent Change	Status
Current Year (2021-22)	411,496,492.00	412,302,591.00	0.2%	Met
1st Subsequent Year (2022-23)	391,459,713.00	395,209,869.00	1.0%	Met
2nd Subsequent Year (2023-24)	402,905,986.00	408,686,679.00	1.4%	Met

4B. Comparison of District LCFF Revenue to the Standard

DATA ENTRY: Enter an explanation if the standard is not met.

1a. STANDARD MET - LCFF revenue has not changed since first interim projections by more than two percent for the current year and two subsequent fiscal years.

Explanation:
(required if NOT met)

5. CRITERION: Salaries and Benefits

STANDARD: Projected ratio of total unrestricted salaries and benefits to total unrestricted general fund expenditures for any of the current fiscal year or two subsequent fiscal years has not changed from the historical average ratio from the three prior fiscal years by more than the greater of three percent or the district's required reserves percentage.

5A. Calculating the District's Historical Average Ratio of Unrestricted Salaries and Benefits to Total Unrestricted General Fund Expenditures

DATA ENTRY: Unaudited Actuals data that exist for the First Prior Year will be extracted; otherwise, enter data for the First Prior Year. Unaudited Actuals data for the second and third prior years are preloaded.

Fiscal Year	Unaudited Actuals - Unrestricted (Resources 0000-1999) Salaries and Benefits (Form 01, Objects 1000-3999)	Total Expenditures (Form 01, Objects 1000-7499)	Ratio of Unrestricted Salaries and Benefits to Total Unrestricted Expenditures
Third Prior Year (2018-19)	297,066,392.84	317,141,738.30	93.7%
Second Prior Year (2019-20)	295,160,436.01	312,419,348.33	94.5%
First Prior Year (2020-21)	279,494,759.86	294,582,099.92	94.9%
		Historical Average Ratio:	94.4%

	Current Year (2021-22)	1st Subsequent Year (2022-23)	2nd Subsequent Year (2023-24)
District's Reserve Standard Percentage (Criterion 10B, Line 4)	2.0%	2.0%	2.0%
District's Salaries and Benefits Standard (historical average ratio, plus/minus the greater of 3% or the district's reserve standard percentage):	**91.4% to 97.4%**	**91.4% to 97.4%**	**91.4% to 97.4%**

5B. Calculating the District's Projected Ratio of Unrestricted Salaries and Benefits to Total Unrestricted General Fund Expenditures

DATA ENTRY: If Form MYPI exists, Projected Year Totals data for the two subsequent years will be extracted; if not, enter Projected Year Totals data. Projected Year Totals data for Current Year are extracted.

Fiscal Year	Projected Year Totals - Unrestricted (Resources 0000-1999) Salaries and Benefits (Form 01I, Objects 1000-3999) (Form MYPI, Lines B1-B3)	Total Expenditures (Form 01I, Objects 1000-7499) (Form MYPI, Lines B1-B8, B10)	Ratio of Unrestricted Salaries and Benefits to Total Unrestricted Expenditures	Status
Current Year (2021-22)	297,680,261.00	327,978,795.00	90.8%	Not Met
1st Subsequent Year (2022-23)	300,344,612.43	323,889,004.43	92.7%	Met
2nd Subsequent Year (2023-24)	302,847,463.73	327,309,345.73	92.5%	Met

5C. Comparison of District Salaries and Benefits Ratio to the Standard

DATA ENTRY: Enter an explanation if the standard is not met.

1a. STANDARD NOT MET - Projected ratio of unrestricted salary and benefit costs to total unrestricted expenditures has changed by more than the standard in any of the current year or two subsequent fiscal years. Provide reasons why the change(s) exceed the standard and a description of the methods and assumptions used in projecting salaries and benefits.

Explanation:
(required if NOT met)

One time funds used to purchase chrome books.

6. CRITERION: Other Revenues and Expenditures

STANDARD: Projected operating revenues (including federal, other state and other local) or expenditures (including books and supplies, and services and other operating), for any of the current fiscal year or two subsequent fiscal years, have not changed by more than five percent since first interim projections.

Changes that exceed five percent in any major object category must be explained.

District's Other Revenues and Expenditures Standard Percentage Range:	**-5.0% to +5.0%**
District's Other Revenues and Expenditures Explanation Percentage Range:	**-5.0% to +5.0%**

6A. Calculating the District's Change by Major Object Category and Comparison to the Explanation Percentage Range

DATA ENTRY: First Interim data that exist will be extracted; otherwise, enter data into the first column. Second Interim data for the Current Year are extracted. If Second Interim Form MYPI exists, data for the two subsequent years will be extracted; if not, enter data for the two subsequent years into the second column.

Explanations must be entered for each category if the percent change for any year exceeds the district's explanation percentage range.

Object Range / Fiscal Year	First Interim Projected Year Totals (Form 01CSI, Item 6A)	Second Interim Projected Year Totals (Fund 01) (Form MYPI)	Percent Change	Change Is Outside Explanation Range
Federal Revenue (Fund 01, Objects 8100-8299) (Form MYPI, Line A2)				
Current Year (2021-22)	112,750,169.00	111,662,497.00	-1.0%	No
1st Subsequent Year (2022-23)	81,291,429.00	85,893,700.75	5.7%	Yes
2nd Subsequent Year (2023-24)	58,990,158.00	84,450,033.25	43.2%	Yes

Explanation: (required if Yes)
Year 2021-22 includes budgeted one-time revenues that are not projected in the subsequent years.

Other State Revenue (Fund 01, Objects 8300-8599) (Form MYPI, Line A3)				
Current Year (2021-22)	85,166,690.00	91,014,975.00	6.9%	Yes
1st Subsequent Year (2022-23)	64,019,188.00	77,729,714.00	21.4%	Yes
2nd Subsequent Year (2023-24)	50,960,270.00	72,284,435.00	41.8%	Yes

Explanation: (required if Yes)
Year 2021-22 includes budgeted one-time revenues that are not projected in the subsequent years.. 2022-23 & 2023-24 increased for STRS on Behalf which was not budgeted in 1st interim.

Other Local Revenue (Fund 01, Objects 8600-8799) (Form MYPI, Line A4)				
Current Year (2021-22)	8,524,057.00	8,457,809.00	-0.8%	No
1st Subsequent Year (2022-23)	4,643,878.00	4,328,282.00	-6.8%	Yes
2nd Subsequent Year (2023-24)	4,663,671.00	4,342,256.00	-6.9%	Yes

Explanation: (required if Yes)
The decrease is due to one time grants for bus purchases and chromebooks in 2020-21.This also includes donations and site misc income not being budgeted in 2022-23 or 2023-24 until received.

Books and Supplies (Fund 01, Objects 4000-4999) (Form MYPI, Line B4)				
Current Year (2021-22)	56,996,093.00	51,871,842.24	-9.0%	Yes
1st Subsequent Year (2022-23)	33,923,672.00	32,561,918.04	-4.0%	No
2nd Subsequent Year (2023-24)	25,329,787.00	30,277,005.39	19.5%	Yes

Explanation: (required if Yes)
2021-22: reduced for adjustments in site spendng plans and expected carryover to 2023-24. In 2023-24 there is a planned textbook adoption that was not budgeted at 1st interim.

Services and Other Operating Expenditures (Fund 01, Objects 5000-5999) (Form MYPI, Line B5)				
Current Year (2021-22)	48,310,853.00	51,721,757.76	7.1%	Yes
1st Subsequent Year (2022-23)	36,173,542.00	37,117,158.75	2.6%	No
2nd Subsequent Year (2023-24)	30,434,581.00	30,461,343.22	0.1%	No

Explanation: (required if Yes)
Technology Services firewall system purchase.

6B. Calculating the District's Change in Total Operating Revenues and Expenditures

DATA ENTRY: All data are extracted or calculated.

Object Range / Fiscal Year	First Interim Projected Year Totals	Second Interim Projected Year Totals	Percent Change	Status
Total Federal, Other State, and Other Local Revenue (Section 6A)				
Current Year (2021-22)	206,440,916.00	211,135,281.00	2.3%	Met
1st Subsequent Year (2022-23)	149,954,495.00	167,951,696.75	12.0%	Not Met
2nd Subsequent Year (2023-24)	114,614,099.00	161,076,724.25	40.5%	Not Met
Total Books and Supplies, and Services and Other Operating Expenditures (Section 6A)				
Current Year (2021-22)	105,306,946.00	103,593,600.00	-1.6%	Met
1st Subsequent Year (2022-23)	70,097,214.00	69,679,076.79	-0.6%	Met
2nd Subsequent Year (2023-24)	55,764,368.00	60,738,348.61	8.9%	Not Met

6C. Comparison of District Total Operating Revenues and Expenditures to the Standard Percentage Range

DATA ENTRY: Explanations are linked from Section 6A if the status in Section 6B is Not Met; no entry is allowed below.

1a. STANDARD NOT MET - One or more projected operating revenue have changed since first interim projections by more than the standard in one or more of the current year or two subsequent fiscal years. Reasons for the projected change, descriptions of the methods and assumptions used in the projections, and what changes, if any, will be made to bring the projected operating revenues within the standard must be entered in Section 6A above and will also display in the explanation box below.

Explanation: Federal Revenue (linked from 6A if NOT met)
Year 2021-22 includes budgeted one-time revenues that are not projected in the subsequent years.

Explanation: Other State Revenue (linked from 6A if NOT met)
Year 2021-22 includes budgeted one-time revenues that are not projected in the subsequent years.. 2022-23 & 2023-24 increased for STRS on Behalf which was not budgeted in 1st interim.

Explanation: Other Local Revenue (linked from 6A if NOT met)
The decrease is due to one time grants for bus purchases and chromebooks in 2020-21.This also includes donations and site misc income not being budgeted in 2022-23 or 2023-24 until received.

1b. STANDARD NOT MET - One or more total operating expenditures have changed since first interim projections by more than the standard in one or more of the current year or two subsequent fiscal years. Reasons for the projected change, descriptions of the methods and assumptions used in the projections, and what changes, if any, will be made to bring the projected operating revenues within the standard must be entered in Section 6A above and will also display in the explanation box below.

Explanation: Books and Supplies (linked from 6A if NOT met)
2021-22: reduced for adjustments in site spendng plans and expected carryover to 2023-24. In 2023-24 there is a planned textbook adoption that was not budgeted at 1st interim.

Explanation: Services and Other Exps (linked from 6A if NOT met)
Technology Services firewall system purchase.

7. CRITERION: Facilities Maintenance

STANDARD: Identify changes that have occurred since first interim projections in the projected contributions for facilities maintenance funding as required pursuant to Education Code Section 17070.75, or in how the district is providing adequately to preserve the functionality of its facilities for their normal life in accordance with Education Code sections 52060(d)(1) and 17002(d)(1).

Determining the District's Compliance with the Contribution Requirement for EC Section 17070.75 - Ongoing and Major Maintenance/Restricted Maintenance Account (OMMA/RMA)

NOTE: EC Section 17070.75 requires the district to deposit into the account a minimum amount equal to or greater than three percent of the total general fund expenditures and other financing uses for that fiscal year. Per SB 98 and SB 820 of 2020, resources 3210, 3215, 3220, 5316, 7027, 7420, and 7690 are excluded from the total general fund expenditures calculation.

DATA ENTRY: Enter the Required Minimum Contribution if First Interim data does not exist. First Interim data that exist will be extracted; otherwise, enter First Interim data into lines 1, if applicable, and 2. All other data are extracted.

		Required Minimum Contribution	Second Interim Contribution Projected Year Totals (Fund 01, Resource 8150, Objects 8900-8999)	Status
1.	OMMA/RMA Contribution	15,843,691.20	15,877,152.00	Met
2.	First Interim Contribution (information only) (Form 01CSI, First Interim, Criterion 7, Line 1)		15,877,152.00	

If status is not met, enter an X in the box that best describes why the minimum required contribution was not made:

	Not applicable (district does not participate in the Leroy F. Greene School Facilities Act of 1998)
	Exempt (due to district's small size [EC Section 17070.75 (b)(2)(E)])
	Other (explanation must be provided)

Explanation:
(required if NOT met and Other is marked)

8. CRITERION: Deficit Spending

STANDARD: Unrestricted deficit spending (total unrestricted expenditures and other financing uses is greater than total unrestricted revenues and other financing sources) as a percentage of total unrestricted expenditures and other financing uses, has not exceeded one-third of the district's available reserves[1] as a percentage of total expenditures and other financing uses[2] in any of the current fiscal year or two subsequent fiscal years.

[1]Available reserves are the unrestricted amounts in the Stabilization Arrangements, Reserve for Economic Uncertainties, and Unassigned/Unappropriated accounts in the General Fund and the Special Reserve Fund for Other Than Capital Outlay Projects. Available reserves will be reduced by any negative ending balances in restricted resources in the General Fund.

[2]A school district that is the Administrative Unit of a Special Education Local Plan Area (SELPA) may exclude from its expenditures the distribution of funds to its participating members.

8A. Calculating the District's Deficit Spending Standard Percentage Levels

DATA ENTRY: All data are extracted or calculated.

	Current Year (2021-22)	1st Subsequent Year (2022-23)	2nd Subsequent Year (2023-24)
District's Available Reserve Percentages (Criterion 10C, Line 9)	8.3%	9.6%	11.4%
District's Deficit Spending Standard Percentage Levels (one-third of available reserve percentage):	**2.8%**	**3.2%**	**3.8%**

8B. Calculating the District's Deficit Spending Percentages

DATA ENTRY: Current Year data are extracted. If Form MYPI exists, data for the two subsequent years will be extracted; if not, enter data for the two subsequent years into the first and second columns.

Fiscal Year	Projected Year Totals: Net Change in Unrestricted Fund Balance (Form 01I, Section E) (Form MYPI, Line C)	Projected Year Totals: Total Unrestricted Expenditures and Other Financing Uses (Form 01I, Objects 1000-7999) (Form MYPI, Line B11)	Deficit Spending Level (If Net Change in Unrestricted Fund Balance is negative, else N/A)	Status
Current Year (2021-22)	9,854,921.00	330,027,450.00	N/A	Met
1st Subsequent Year (2022-23)	2,315,395.57	323,937,659.43	N/A	Met
2nd Subsequent Year (2023-24)	9,662,511.27	327,358,000.73	N/A	Met

8C. Comparison of District Deficit Spending to the Standard

DATA ENTRY: Enter an explanation if the standard is not met.

1a. STANDARD MET - Unrestricted deficit spending, if any, has not exceeded the standard percentage level in any of the current year or two subsequent fiscal years.

Explanation:
(required if NOT met)

9. CRITERION: Fund and Cash Balances

A. FUND BALANCE STANDARD: Projected general fund balance will be positive at the end of the current fiscal year and two subsequent fiscal years.

9A-1. Determining if the District's General Fund Ending Balance is Positive

DATA ENTRY: Current Year data are extracted. If Form MYPI exists, data for the two subsequent years will be extracted; if not, enter data for the two subsequent years.

Fiscal Year	Ending Fund Balance General Fund Projected Year Totals (Form 01I, Line F2) (Form MYPI, Line D2)	Status
Current Year (2021-22)	104,525,668.13	Met
1st Subsequent Year (2022-23)	98,334,558.04	Met
2nd Subsequent Year (2023-24)	100,061,399.03	Met

9A-2. Comparison of the District's Ending Fund Balance to the Standard

DATA ENTRY: Enter an explanation if the standard is not met.

1a. STANDARD MET - Projected general fund ending balance is positive for the current fiscal year and two subsequent fiscal years.

Explanation:
(required if NOT met)

B. CASH BALANCE STANDARD: Projected general fund cash balance will be positive at the end of the current fiscal year.

9B-1. Determining if the District's Ending Cash Balance is Positive

DATA ENTRY: If Form CASH exists, data will be extracted; if not, data must be entered below.

Fiscal Year	Ending Cash Balance General Fund (Form CASH, Line F, June Column)	Status
Current Year (2021-22)	276,923,744.14	Met

9B-2. Comparison of the District's Ending Cash Balance to the Standard

DATA ENTRY: Enter an explanation if the standard is not met.

1a. STANDARD MET - Projected general fund cash balance will be positive at the end of the current fiscal year.

Explanation:
(required if NOT met)

10. CRITERION: Reserves

STANDARD: Available reserves[1] for any of the current fiscal year or two subsequent fiscal years are not less than the following percentages or amounts[2] as applied to total expenditures and other financing uses[3]:

DATA ENTRY: Current Year data are extracted. If Form MYPI exists, 1st and 2nd Subsequent Year data will be extracted. If not, enter district regular ADA and charter school ADA corresponding to financial data reported in the General Fund, only, for the two subsequent years.

Percentage Level	District ADA		
5% or $71,000 (greater of)	0	to	300
4% or $71,000 (greater of)	301	to	1,000
3%	1,001	to	30,000
2%	30,001	to	400,000
1%	400,001	and	over

[1] Available reserves are the unrestricted amounts in the Stabilization Arrangements, Reserve for Economic Uncertainties, and Unassigned/Unappropriated accounts in the General Fund and Special Reserve Fund for Other Than Capital Outlay Projects. Available reserves will be reduced by any negative ending balances in restricted resources in the General Fund.

[2] Dollar amounts to be adjusted annually by the prior year statutory cost-of-living adjustment, as referenced in Education Code Section 42238.02, rounded to the nearest thousand.

[3] A school district that is the Administrative Unit (AU) of a Special Education Local Plan Area (SELPA) may exclude from its expenditures the distribution of funds to its participating members.

	Current Year (2021-22)	1st Subsequent Year (2022-23)	2nd Subsequent Year (2023-24)
District Estimated P-2 ADA (Current Year, Form AI, Lines A4 and C4. Subsequent Years, Form MYPI, Line F2, if available.)	34,428	34,401	34,401
District's Reserve Standard Percentage Level:	**2%**	**2%**	**2%**

10A. Calculating the District's Special Education Pass-through Exclusions (only for districts that serve as the AU of a SELPA)

DATA ENTRY: For SELPA AUs, if Form MYPI exists, all data will be extracted including the Yes/No button selection. If not, click the appropriate Yes or No button for item 1 and, if Yes, enter data for item 2a and for the two subsequent years in item 2b; Current Year data are extracted.

For districts that serve as the AU of a SELPA (Form MYPI, Lines F1a, F1b1, and F1b2):

1. Do you choose to exclude from the reserve calculation the pass-through funds distributed to SELPA members? Yes
2. If you are the SELPA AU and are excluding special education pass-through funds:
   a. Enter the name(s) of the SELPA(s):

	Current Year Projected Year Totals (2021-22)	1st Subsequent Year (2022-23)	2nd Subsequent Year (2023-24)
b. Special Education Pass-through Funds (Fund 10, resources 3300-3499, 6500-6540 and 6546, objects 7211-7213 and 7221-7223)	5,434,089.00	5,703,198.00	6,017,234.00

10B. Calculating the District's Reserve Standard

DATA ENTRY: If Form MYPI exists, all data will be extracted or calculated. If not, enter data for line 1 for the two subsequent years; Current Year data are extracted.

	Current Year Projected Year Totals (2021-22)	1st Subsequent Year (2022-23)	2nd Subsequent Year (2023-24)
1. Expenditures and Other Financing Uses (Form 01I, objects 1000-7999) (Form MYPI, Line B11)	604,784,708.00	548,156,440.84	547,125,990.26
2. Plus: Special Education Pass-through (Criterion 10A, Line 2b, if Criterion 10A, Line 1 is No)			
3. Total Expenditures and Other Financing Uses (Line B1 plus Line B2)	604,784,708.00	548,156,440.84	547,125,990.26
4. Reserve Standard Percentage Level	2%	2%	2%
5. Reserve Standard - by Percent (Line B3 times Line B4)	12,095,694.16	10,963,128.82	10,942,519.81
6. Reserve Standard - by Amount ($71,000 for districts with less than 1,001 ADA, else 0)	0.00	0.00	0.00
7. **District's Reserve Standard (Greater of Line B5 or Line B6)**	**12,095,694.16**	**10,963,128.82**	**10,942,519.81**

10C. Calculating the District's Available Reserve Amount

DATA ENTRY: All data are extracted from fund data and Form MYPI. If Form MYPI does not exist, enter data for the two subsequent years.

Reserve Amounts (Unrestricted resources 0000-1999 except Line 4)	Current Year Projected Year Totals (2021-22)	1st Subsequent Year (2022-23)	2nd Subsequent Year (2023-24)
1. General Fund - Stabilization Arrangements (Fund 01, Object 9750) (Form MYPI, Line E1a)	0.00	0.00	0.00
2. General Fund - Reserve for Economic Uncertainties (Fund 01, Object 9789) (Form MYPI, Line E1b)	12,095,694.16	10,963,128.82	10,942,519.81
3. General Fund - Unassigned/Unappropriated Amount (Fund 01, Object 9790) (Form MYPI, Line E1c)	38,358,805.07	41,856,373.98	51,539,494.26
4. General Fund - Negative Ending Balances in Restricted Resources (Fund 01, Object 979Z, if negative, for each of resources 2000-9999) (Form MYPI, Line E1d)	0.00	0.00	0.00
5. Special Reserve Fund - Stabilization Arrangements (Fund 17, Object 9750) (Form MYPI, Line E2a)	0.00		
6. Special Reserve Fund - Reserve for Economic Uncertainties (Fund 17, Object 9789) (Form MYPI, Line E2b)	0.00		
7. Special Reserve Fund - Unassigned/Unappropriated Amount (Fund 17, Object 9790) (Form MYPI, Line E2c)	0.00		
8. District's Available Reserve Amount (Lines C1 thru C7)	50,454,499.23	52,819,502.80	62,482,014.07
9. District's Available Reserve Percentage (Information only) (Line 8 divided by Section 10B, Line 3)	8.34%	9.64%	11.42%
District's Reserve Standard (Section 10B, Line 7):	**12,095,694.16**	**10,963,128.82**	**10,942,519.81**
Status:	Met	Met	Met

10D. Comparison of District Reserve Amount to the Standard

DATA ENTRY: Enter an explanation if the standard is not met.

1a. STANDARD MET - Available reserves have met the standard for the current year and two subsequent fiscal years.

Explanation:
(required if NOT met)

SUPPLEMENTAL INFORMATION

DATA ENTRY: Click the appropriate Yes or No button for items S1 through S4. Enter an explanation for each Yes answer.

S1. Contingent Liabilities

1a. Does your district have any known or contingent liabilities (e.g., financial or program audits, litigation, state compliance reviews) that have occurred since first interim projections that may impact the budget? — No

1b. If Yes, identify the liabilities and how they may impact the budget:

S2. Use of One-time Revenues for Ongoing Expenditures

1a. Does your district have ongoing general fund expenditures funded with one-time revenues that have changed since first interim projections by more than five percent? — No

1b. If Yes, identify the expenditures and explain how the one-time resources will be replaced to continue funding the ongoing expenditures in the following fiscal years:

S3. Temporary Interfund Borrowings

1a. Does your district have projected temporary borrowings between funds? (Refer to Education Code Section 42603) — No

1b. If Yes, identify the interfund borrowings:

S4. Contingent Revenues

1a. Does your district have projected revenues for the current fiscal year or either of the two subsequent fiscal years contingent on reauthorization by the local government, special legislation, or other definitive act (e.g., parcel taxes, forest reserves)? — No

1b. If Yes, identify any of these revenues that are dedicated for ongoing expenses and explain how the revenues will be replaced or expenditures reduced:

S5. Contributions

Identify projected contributions from unrestricted resources in the general fund to restricted resources in the general fund for the current fiscal year and two subsequent fiscal years. Provide an explanation if contributions have changed by more than $20,000 and more than five percent since first interim projections.

Identify projected transfers to or from the general fund to cover operating deficits in either the general fund or any other fund for the current fiscal year and two subsequent fiscal years. Provide an explanation if transfers have changed by more than $20,000 and more than five percent since first interim projections.

Identify capital project cost overruns that have occurred since first interim projections that may impact the general fund budget.

District's Contributions and Transfers Standard: **-5.0% to +5.0% or -$20,000 to +$20,000**

S5A. Identification of the District's Projected Contributions, Transfers, and Capital Projects that may Impact the General Fund

DATA ENTRY: First Interim data that exist will be extracted; otherwise, enter data into the first column. For Contributions, the Second Interim's Current Year data will be extracted. Enter Second Interim Contributions for the 1st and 2nd Subsequent Years. For Transfers In and Transfers Out, the Second Interim's Current Year data will be extracted. If Form MYPI exists, the data will be extracted into the Second Interim column for the 1st and 2nd Subsequent Years. If Form MYPI does not exist, enter data for 1st and 2nd Subsequent Years. Click on the appropriate button for Item 1d; all other data will be calculated.

Description / Fiscal Year	First Interim (Form 01CSI, Item S5A)	Second Interim Projected Year Totals	Percent Change	Amount of Change	Status
1a. **Contributions, Unrestricted General Fund (Fund 01, Resources 0000-1999, Object 8980)**					
Current Year (2021-22)	(54,262,946.00)	(56,175,182.00)	3.5%	1,912,236.00	Met
1st Subsequent Year (2022-23)	(56,372,645.00)	(53,716,889.00)	-4.7%	(2,655,756.00)	Met
2nd Subsequent Year (2023-24)	(57,762,040.00)	(56,711,857.00)	-1.8%	(1,050,183.00)	Met
1b. **Transfers In, General Fund ***					
Current Year (2021-22)	500.00	1,000.00	100.0%	500.00	Met
1st Subsequent Year (2022-23)	0.00	1,000.00	New	1,000.00	Not Met
2nd Subsequent Year (2023-24)	0.00	1,000.00	New	1,000.00	Not Met
1c. **Transfers Out, General Fund ***					
Current Year (2021-22)	7,052,628.00	4,052,628.00	-42.5%	(3,000,000.00)	Not Met
1st Subsequent Year (2022-23)	4,003,973.00	2,052,628.00	-48.7%	(1,951,345.00)	Not Met
2nd Subsequent Year (2023-24)	4,003,973.00	2,052,628.00	-48.7%	(1,951,345.00)	Not Met

1d. **Capital Project Cost Overruns**

Have capital project cost overruns occurred since first interim projections that may impact the general fund operational budget? No

* Include transfers used to cover operating deficits in either the general fund or any other fund.

S5B. Status of the District's Projected Contributions, Transfers, and Capital Projects

DATA ENTRY: Enter an explanation if Not Met for items 1a-1c or if Yes for Item 1d.

1a. MET - Projected contributions have not changed since first interim projections by more than the standard for the current year and two subsequent fiscal years.

Explanation: (required if NOT met)

1b. NOT MET - The projected transfers in to the general fund have changed since first interim projections by more than the standard for any of the current year or subsequent two fiscal years. Identify the amounts transferred, by fund, and whether transfers are ongoing or one-time in nature. If ongoing, explain the district's plan, with timeframes, for reducing or eliminating the transfers.

Explanation: (required if NOT met)

The transfer in from fund 09 was not planned prior to 2nd interim.

1c. NOT MET - The projected transfers out of the general fund have changed since first interim projections by more than the standard for any of the current year or subsequent two fiscal years. Identify the amounts transferred, by fund, and whether transfers are ongoing or one-time in nature. If ongoing, explain the district's plan, with timeframes, for reducing or eliminating the transfers.

Explanation:
(required if NOT met)

Fund 13 contribution has been reduced in the current year. In the 2 out years, the contribution Fund 67 has been reduced.

1d. NO - There have been no capital project cost overruns occurring since first interim projections that may impact the general fund operational budget.

Project Information:
(required if YES)

S6. Long-term Commitments

Identify all existing and new multiyear commitments[1] and their annual required payment for the current fiscal year and two subsequent fiscal years.

Explain how any increase in annual payments will be funded. Also, explain how any decrease to funding sources used to pay long-term commitments will be replaced.

[1] Include multiyear commitments, multiyear debt agreements, and new programs or contracts that result in long-term obligations.

S6A. Identification of the District's Long-term Commitments

DATA ENTRY: If First Interim data exist (Form 01CSI, Item S6A), long-term commitment data will be extracted and it will only be necessary to click the appropriate button for Item 1b. Extracted data may be overwritten to update long-term commitment data in Item 2, as applicable. If no First Interim data exist, click the appropriate buttons for items 1a and 1b, and enter all other data, as applicable.

1. a. Does your district have long-term (multiyear) commitments? (If No, skip items 1b and 2 and sections S6B and S6C) — Yes

   b. If Yes to Item 1a, have new long-term (multiyear) commitments been incurred since first interim projections? — No

2. If Yes to Item 1a, list (or update) all new and existing multiyear commitments and required annual debt service amounts. Do not include long-term commitments for postemployment benefits other than pensions (OPEB); OPEB is disclosed in Item S7A.

Type of Commitment	# of Years Remaining	SACS Fund and Object Codes Used For: Funding Sources (Revenues)	Debt Service (Expenditures)	Principal Balance as of July 1, 2021
Leases	2	FD 01/OB 8982	FD 01/OB 7438/7439	720,646
Certificates of Participation				
General Obligation Bonds	various	FD 01/OB 8571/8572/8611/8612	FD 51/OB 7438/7439	770,449,326
Supp Early Retirement Program				
State School Building Loans				
Compensated Absences	1	Various funds/ objects	Various funds/objects	5,050,590
Other Long-term Commitments (do not include OPEB):				
TOTAL:				776,220,562

Type of Commitment (continued)	Prior Year (2020-21) Annual Payment (P & I)	Current Year (2021-22) Annual Payment (P & I)	1st Subsequent Year (2022-23) Annual Payment (P & I)	2nd Subsequent Year (2023-24) Annual Payment (P & I)
Leases	299,992	299,992	299,992	149,996
Certificates of Participation				
General Obligation Bonds	88,208,983	88,208,983	88,208,983	83,205,172
Supp Early Retirement Program				
State School Building Loans				
Compensated Absences				
Other Long-term Commitments (continued):				
Total Annual Payments:	88,508,975	88,508,975	88,508,975	83,355,168
Has total annual payment increased over prior year (2020-21)?		**No**	**No**	**No**

S6B. Comparison of the District's Annual Payments to Prior Year Annual Payment

DATA ENTRY: Enter an explanation if Yes.

1a. No - Annual payments for long-term commitments have not increased in one or more of the current and two subsequent fiscal years.

Explanation:
(Required if Yes to increase in total annual payments)

S6C. Identification of Decreases to Funding Sources Used to Pay Long-term Commitments

DATA ENTRY: Click the appropriate Yes or No button in Item 1; if Yes, an explanation is required in Item 2.

1. Will funding sources used to pay long-term commitments decrease or expire prior to the end of the commitment period, or are they one-time sources?

No

2. No - Funding sources will not decrease or expire prior to the end of the commitment period, and one-time funds are not being used for long-term commitment.

Explanation:
(Required if Yes)

S7. Unfunded Liabilities

Identify any changes in estimates for unfunded liabilities since first interim projections, and indicate whether the changes are the result of a new actuarial valuation.

S7A. Identification of the District's Estimated Unfunded Liability for Postemployment Benefits Other Than Pensions (OPEB)

DATA ENTRY: Click the appropriate button(s) for items 1a-1c, as applicable. First Interim data that exist (Form 01CSI, Item S7A) will be extracted; otherwise, enter First Interim and Second Interim data in items 2-4.

1. a. Does your district provide postemployment benefits other than pensions (OPEB)? (If No, skip items 1b-4): Yes

   b. If Yes to Item 1a, have there been changes since first interim in OPEB liabilities? No

   c. If Yes to Item 1a, have there been changes since first interim in OPEB contributions? No

2. OPEB Liabilities

	First Interim (Form 01CSI, Item S7A)	Second Interim
a. Total OPEB liability	134,897,401.00	134,897,401.00
b. OPEB plan(s) fiduciary net position (if applicable)	134,897,401.00	134,897,401.00
c. Total/Net OPEB liability (Line 2a minus Line 2b)	0.00	0.00
d. Is total OPEB liability based on the district's estimate or an actuarial valuation?	Actuarial	Actuarial
e. If based on an actuarial valuation, indicate the measurement date of the OPEB valuation.	May 26, 2021	May 26, 2021

3. OPEB Contributions

a. OPEB actuarially determined contribution (ADC) if available, per actuarial valuation or Alternative Measurement Method	First Interim (Form 01CSI, Item S7A)	Second Interim
Current Year (2021-22)	9,897,575.00	9,897,575.00
1st Subsequent Year (2022-23)	9,897,575.00	9,897,575.00
2nd Subsequent Year (2023-24)	9,897,575.00	9,897,575.00

b. OPEB amount contributed (for this purpose, include premiums paid to a self-insurance fund) (Funds 01-70, objects 3701-3752)		
Current Year (2021-22)	7,128,221.00	7,611,562.00
1st Subsequent Year (2022-23)	6,467,291.00	6,467,291.00
2nd Subsequent Year (2023-24)	6,525,497.00	6,525,497.00

c. Cost of OPEB benefits (equivalent of "pay-as-you-go" amount)		
Current Year (2021-22)	7,517,137.00	7,517,137.00
1st Subsequent Year (2022-23)	6,451,075.00	6,451,075.00
2nd Subsequent Year (2023-24)	6,709,118.00	6,709,118.00

d. Number of retirees receiving OPEB benefits		
Current Year (2021-22)	539	539
1st Subsequent Year (2022-23)	459	459
2nd Subsequent Year (2023-24)	460	460

4. Comments:

S7B. Identification of the District's Unfunded Liability for Self-insurance Programs

DATA ENTRY: Click the appropriate button(s) for items 1a-1c, as applicable. First Interim data that exist (Form 01CSI, Item S7B) will be extracted; otherwise, enter First Interim and Second Interim data in items 2-4.

1. a. Does your district operate any self-insurance programs such as workers' compensation, employee health and welfare, or property and liability? (Do not include OPEB; which is covered in Section S7A) (If No, skip items 1b-4) — Yes

   b. If Yes to item 1a, have there been changes since first interim in self-insurance liabilities? — No

   c. If Yes to item 1a, have there been changes since first interim in self-insurance contributions? — No

2. Self-Insurance Liabilities

	First Interim (Form 01CSI, Item S7B)	Second Interim
a. Accrued liability for self-insurance programs	9,120,276.00	9,120,276.00
b. Unfunded liability for self-insurance programs	0.00	0.00

3. Self-Insurance Contributions

	First Interim (Form 01CSI, Item S7B)	Second Interim
a. Required contribution (funding) for self-insurance programs		
Current Year (2021-22)	14,881,999.00	14,881,999.00
1st Subsequent Year (2022-23)	16,990,673.00	16,990,673.00
2nd Subsequent Year (2023-24)	17,103,430.00	17,103,430.00
b. Amount contributed (funded) for self-insurance programs		
Current Year (2021-22)	14,881,999.00	14,881,999.00
1st Subsequent Year (2022-23)	16,990,673.00	16,990,673.00
2nd Subsequent Year (2023-24)	17,103,430.00	17,103,430.00

4. Comments:

S8. Status of Labor Agreements

Analyze the status of all employee labor agreements. Identify new labor agreements that have been ratified since first interim projections, as well as new commitments provided as part of previously ratified multiyear agreements; and include all contracts, including all administrator contracts (and including all compensation). For new agreements, indicate the date of the required board meeting. Compare the increase in new commitments to the projected increase in ongoing revenues and explain how these commitments will be funded in future fiscal years.

If salary and benefit negotiations are not finalized, upon settlement with certificated or classified staff:

The school district must determine the cost of the settlement, including salaries, benefits, and any other agreements that change costs, and provide the county office of education (COE) with an analysis of the cost of the settlement and its impact on the operating budget.

The county superintendent shall review the analysis relative to the criteria and standards and may provide written comments to the president of the district governing board and superintendent.

S8A. Cost Analysis of District's Labor Agreements - Certificated (Non-management) Employees

DATA ENTRY: Click the appropriate Yes or No button for "Status of Certificated Labor Agreements as of the Previous Reporting Period." There are no extractions in this section.

Status of Certificated Labor Agreements as of the Previous Reporting Period
Were all certificated labor negotiations settled as of first interim projections? Yes

If Yes, complete number of FTEs, then skip to section S8B.
If No, continue with section S8A.

Certificated (Non-management) Salary and Benefit Negotiations

	Prior Year (2nd Interim) (2020-21)	Current Year (2021-22)	1st Subsequent Year (2022-23)	2nd Subsequent Year (2023-24)
Number of certificated (non-management) full-time-equivalent (FTE) positions	2,227.3	2,326.2	2,280.0	2,267.3

1a. Have any salary and benefit negotiations been settled since first interim projections? n/a

If Yes, and the corresponding public disclosure documents have been filed with the COE, complete questions 2 and 3.
If Yes, and the corresponding public disclosure documents have not been filed with the COE, complete questions 2-5.
If No, complete questions 6 and 7.

1b. Are any salary and benefit negotiations still unsettled? No
If Yes, complete questions 6 and 7.

Negotiations Settled Since First Interim Projections

2a. Per Government Code Section 3547.5(a), date of public disclosure board meeting:

2b. Per Government Code Section 3547.5(b), was the collective bargaining agreement certified by the district superintendent and chief business official?
If Yes, date of Superintendent and CBO certification:

3. Per Government Code Section 3547.5(c), was a budget revision adopted to meet the costs of the collective bargaining agreement? n/a
If Yes, date of budget revision board adoption:

4. Period covered by the agreement: Begin Date: End Date:

5. Salary settlement:

	Current Year (2021-22)	1st Subsequent Year (2022-23)	2nd Subsequent Year (2023-24)
Is the cost of salary settlement included in the interim and multiyear projections (MYPs)?			
One Year Agreement			
Total cost of salary settlement			
% change in salary schedule from prior year			
or			
Multiyear Agreement			
Total cost of salary settlement			
% change in salary schedule from prior year (may enter text, such as "Reopener")			

Identify the source of funding that will be used to support multiyear salary commitments:

Negotiations Not Settled

6. Cost of a one percent increase in salary and statutory benefits

	Current Year (2021-22)	1st Subsequent Year (2022-23)	2nd Subsequent Year (2023-24)
7. Amount included for any tentative salary schedule increases			

Certificated (Non-management) Health and Welfare (H&W) Benefits

	Current Year (2021-22)	1st Subsequent Year (2022-23)	2nd Subsequent Year (2023-24)
1. Are costs of H&W benefit changes included in the interim and MYPs?			
2. Total cost of H&W benefits			
3. Percent of H&W cost paid by employer			
4. Percent projected change in H&W cost over prior year			

Certificated (Non-management) Prior Year Settlements Negotiated Since First Interim Projections

Are any new costs negotiated since first interim projections for prior year settlements included in the interim?

If Yes, amount of new costs included in the interim and MYPs			

If Yes, explain the nature of the new costs:

Certificated (Non-management) Step and Column Adjustments

	Current Year (2021-22)	1st Subsequent Year (2022-23)	2nd Subsequent Year (2023-24)
1. Are step & column adjustments included in the interim and MYPs?			
2. Cost of step & column adjustments			
3. Percent change in step & column over prior year			

Certificated (Non-management) Attrition (layoffs and retirements)

	Current Year (2021-22)	1st Subsequent Year (2022-23)	2nd Subsequent Year (2023-24)
1. Are savings from attrition included in the interim and MYPs?			
2. Are additional H&W benefits for those laid-off or retired employees included in the interim and MYPs?			

Certificated (Non-management) - Other

List other significant contract changes that have occurred since first interim projections and the cost impact of each change (i.e., class size, hours of employment, leave of absence, bonuses, etc.):

S8B. Cost Analysis of District's Labor Agreements - Classified (Non-management) Employees

DATA ENTRY: Click the appropriate Yes or No button for "Status of Classified Labor Agreements as of the Previous Reporting Period." There are no extractions in this section.

Status of Classified Labor Agreements as of the Previous Reporting Period

Were all classified labor negotiations settled as of first interim projections? Yes

If Yes, complete number of FTEs, then skip to section S8C.
If No, continue with section S8B.

Classified (Non-management) Salary and Benefit Negotiations

	Prior Year (2nd Interim) (2020-21)	Current Year (2021-22)	1st Subsequent Year (2022-23)	2nd Subsequent Year (2023-24)
Number of classified (non-management) FTE positions	1,540.4	1,923.6	1,941.6	1,941.6

1a. Have any salary and benefit negotiations been settled since first interim projections? n/a

If Yes, and the corresponding public disclosure documents have been filed with the COE, complete questions 2 and 3.
If Yes, and the corresponding public disclosure documents have not been filed with the COE, complete questions 2-5.
If No, complete questions 6 and 7.

1b. Are any salary and benefit negotiations still unsettled? No

If Yes, complete questions 6 and 7.

Negotiations Settled Since First Interim Projections

2a. Per Government Code Section 3547.5(a), date of public disclosure board meeting:

2b. Per Government Code Section 3547.5(b), was the collective bargaining agreement certified by the district superintendent and chief business official?

If Yes, date of Superintendent and CBO certification:

3. Per Government Code Section 3547.5(c), was a budget revision adopted to meet the costs of the collective bargaining agreement? n/a

If Yes, date of budget revision board adoption:

4. Period covered by the agreement: Begin Date: End Date:

5. Salary settlement:

	Current Year (2021-22)	1st Subsequent Year (2022-23)	2nd Subsequent Year (2023-24)
Is the cost of salary settlement included in the interim and multiyear projections (MYPs)?			
One Year Agreement			
Total cost of salary settlement			
% change in salary schedule from prior year			
or			
Multiyear Agreement			
Total cost of salary settlement			
% change in salary schedule from prior year (may enter text, such as "Reopener")			

Identify the source of funding that will be used to support multiyear salary commitments:

Negotiations Not Settled

6. Cost of a one percent increase in salary and statutory benefits

	Current Year (2021-22)	1st Subsequent Year (2022-23)	2nd Subsequent Year (2023-24)
7. Amount included for any tentative salary schedule increases			

Classified (Non-management) Health and Welfare (H&W) Benefits

	Current Year (2021-22)	1st Subsequent Year (2022-23)	2nd Subsequent Year (2023-24)
1. Are costs of H&W benefit changes included in the interim and MYPs?			
2. Total cost of H&W benefits			
3. Percent of H&W cost paid by employer			
4. Percent projected change in H&W cost over prior year			

Classified (Non-management) Prior Year Settlements Negotiated Since First Interim

Are any new costs negotiated since first interim for prior year settlements included in the interim?			
If Yes, amount of new costs included in the interim and MYPs			

If Yes, explain the nature of the new costs:

Classified (Non-management) Step and Column Adjustments

	Current Year (2021-22)	1st Subsequent Year (2022-23)	2nd Subsequent Year (2023-24)
1. Are step & column adjustments included in the interim and MYPs?			
2. Cost of step & column adjustments			
3. Percent change in step & column over prior year			

Classified (Non-management) Attrition (layoffs and retirements)

	Current Year (2021-22)	1st Subsequent Year (2022-23)	2nd Subsequent Year (2023-24)
1. Are savings from attrition included in the interim and MYPs?			
2. Are additional H&W benefits for those laid-off or retired employees included in the interim and MYPs?			

Classified (Non-management) - Other

List other significant contract changes that have occurred since first interim and the cost impact of each (i.e., hours of employment, leave of absence, bonuses, etc.):

S8C. Cost Analysis of District's Labor Agreements - Management/Supervisor/Confidential Employees

DATA ENTRY: Click the appropriate Yes or No button for "Status of Management/Supervisor/Confidential Labor Agreements as of the Previous Reporting Period." There are no extractions in this section.

Status of Management/Supervisor/Confidential Labor Agreements as of the Previous Reporting Period

Were all managerial/confidential labor negotiations settled as of first interim projections? Yes

If Yes or n/a, complete number of FTEs, then skip to S9.

If No, continue with section S8C.

Management/Supervisor/Confidential Salary and Benefit Negotiations

	Prior Year (2nd Interim) (2020-21)	Current Year (2021-22)	1st Subsequent Year (2022-23)	2nd Subsequent Year (2023-24)
Number of management, supervisor, and confidential FTE positions	288.7	298.0	296.1	296.1

1a. Have any salary and benefit negotiations been settled since first interim projections? n/a

If Yes, complete question 2.

If No, complete questions 3 and 4.

1b. Are any salary and benefit negotiations still unsettled? No

If Yes, complete questions 3 and 4.

Negotiations Settled Since First Interim Projections

2. Salary settlement:

	Current Year (2021-22)	1st Subsequent Year (2022-23)	2nd Subsequent Year (2023-24)
Is the cost of salary settlement included in the interim and multiyear projections (MYPs)?			
Total cost of salary settlement			
Change in salary schedule from prior year (may enter text, such as "Reopener")			

Negotiations Not Settled

3. Cost of a one percent increase in salary and statutory benefits

	Current Year (2021-22)	1st Subsequent Year (2022-23)	2nd Subsequent Year (2023-24)
4. Amount included for any tentative salary schedule increases			

Management/Supervisor/Confidential Health and Welfare (H&W) Benefits	Current Year (2021-22)	1st Subsequent Year (2022-23)	2nd Subsequent Year (2023-24)
1. Are costs of H&W benefit changes included in the interim and MYPs?			
2. Total cost of H&W benefits			
3. Percent of H&W cost paid by employer			
4. Percent projected change in H&W cost over prior year			

Management/Supervisor/Confidential Step and Column Adjustments	Current Year (2021-22)	1st Subsequent Year (2022-23)	2nd Subsequent Year (2023-24)
1. Are step & column adjustments included in the interim and MYPs?			
2. Cost of step & column adjustments			
3. Percent change in step and column over prior year			

Management/Supervisor/Confidential Other Benefits (mileage, bonuses, etc.)	Current Year (2021-22)	1st Subsequent Year (2022-23)	2nd Subsequent Year (2023-24)
1. Are costs of other benefits included in the interim and MYPs?			
2. Total cost of other benefits			
3. Percent change in cost of other benefits over prior year			

S9. Status of Other Funds

Analyze the status of other funds that may have negative fund balances at the end of the current fiscal year. If any other fund has a projected negative fund balance, prepare an interim report and multiyear projection for that fund. Explain plans for how and when the negative fund balance will be addressed.

S9A. Identification of Other Funds with Negative Ending Fund Balances

DATA ENTRY: Click the appropriate button in Item 1. If Yes, enter data in Item 2 and provide the reports referenced in Item 1.

1. Are any funds other than the general fund projected to have a negative fund balance at the end of the current fiscal year? No

   If Yes, prepare and submit to the reviewing agency a report of revenues, expenditures, and changes in fund balance (e.g., an interim fund report) and a multiyear projection report for each fund.

2. If Yes, identify each fund, by name and number, that is projected to have a negative ending fund balance for the current fiscal year. Provide reasons for the negative balance(s) and explain the plan for how and when the problem(s) will be corrected.

ADDITIONAL FISCAL INDICATORS

The following fiscal indicators are designed to provide additional data for reviewing agencies. A "Yes" answer to any single indicator does not necessarily suggest a cause for concern, but may alert the reviewing agency to the need for additional review.

DATA ENTRY: Click the appropriate Yes or No button for items A2 through A9; Item A1 is automatically completed based on data from Criterion 9.

A1.	Do cash flow projections show that the district will end the current fiscal year with a negative cash balance in the general fund? (Data from Criterion 9B-1, Cash Balance, are used to determine Yes or No)	No
A2.	Is the system of personnel position control independent from the payroll system?	No
A3.	Is enrollment decreasing in both the prior and current fiscal years?	Yes
A4.	Are new charter schools operating in district boundaries that impact the district's enrollment, either in the prior or current fiscal year?	No
A5.	Has the district entered into a bargaining agreement where any of the current or subsequent fiscal years of the agreement would result in salary increases that are expected to exceed the projected state funded cost-of-living adjustment?	No
A6.	Does the district provide uncapped (100% employer paid) health benefits for current or retired employees?	Yes
A7.	Is the district's financial system independent of the county office system?	Yes
A8.	Does the district have any reports that indicate fiscal distress pursuant to Education Code Section 42127.6(a)? (If Yes, provide copies to the county office of education.)	No
A9.	Have there been personnel changes in the superintendent or chief business official positions within the last 12 months?	Yes

When providing comments for additional fiscal indicators, please include the item number applicable to each comment.

Comments:
(optional)

End of School District Second Interim Criteria and Standards Review

San Juan Unified School District

2021-22 2ND INTERIM BUDGET REPORT

Presented to the Board of Education
March 8, 2022

CORE COMMITMENTS

- Prioritize resources to close achievement gaps, improve teaching and learning, recruit and retain high quality employees and help all students reach their potential.
- Provide sound fiscal stewardship of community resources.
- Build trust by sharing useful, transparent fiscal information.
- Adopt a budget that consistently balances on-going revenues and expenditures to avoid a structural deficit.
- Preserve an ending fund balance that ensures integrity and stability of the district.

2021-22 2nd Interim Budget Report

ADOPTED BUDGET

- The budget adopted by the Board to satisfy the statutory requirement that a budget be in place prior to the start of the fiscal year on July 1.

FIRST INTERIM REPORT

- This document presents a view of the budget based on the fiscal condition of the district on October 31.

SECOND INTERIM REPORT

- This document presents a view of the budget based on the fiscal condition of the district on January 31.

General Fund – Unrestricted Revenues

Unrestricted	1st Interim Projections	2nd Interim Projections
LCFF	$383,706,739	$383,420,394
Federal Revenue	0	0
State Revenue	9,376,663	9,115,079
Local Revenue	3,431,374	3,521,080
Total Revenue	**$396,514,776**	**$396,056,553**

- LCFF revenues reflect a decrease of $286,345 due to a dip in our attendance rate for the month of January related to the COVID surge
- State revenue reflects a decrease of $261,584 as a result of adjustments to Lottery and Mandated Costs Reimbursements
- Local revenue reflects an increase of $89,706 as a result of adjustments made based on actuals received to date

General Fund – Restricted Revenues

Restricted	1st Interim Projections	2nd Interim Projections
LCFF	$2,061,615	$2,061,615
Federal Revenue	112,750,169	111,662,497
State Revenue	75,790,027	81,899,896
Local Revenue	5,092,683	4,936,729
Total Revenue	**$195,694,494**	**$200,560,737**

- Federal revenue reflects a decrease of $1,087,672 as a result of adjustments made to ESSER III funds
- State revenue reflects an increase of $6,109,869 as a result of a grant from the Department of Health Services and an increase to the Expanded Learning Opportunities program
- Local revenue reflects a decrease of $155,954 as a result of adjustments made to various local programs

General Fund Summary - Revenues



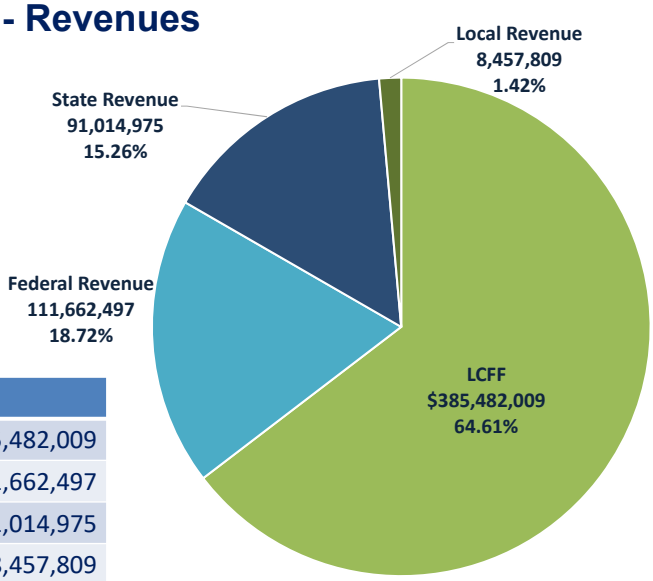

Revenues	
LCFF	$385,482,009
Federal Revenue	111,662,497
State Revenue	91,014,975
Local Revenue	8,457,809
Total Revenue	**$596,617,290**

General Fund – Unrestricted Expenditures

Unrestricted	1st Interim Projections	2nd Interim Projections
Certificated Salaries	$164,671,559	$164,854,246
Classified Salaries	41,985,017	41,184,874
Benefits	92,800,894	91,641,141
Supplies, Services & Operating	32,750,138	32,467,581
Capital Outlay	4,489,060	5,315,441
Other Outgoing/Transfer of Indirect	(7,394,160)	(7,484,488)
Total Expenditures	**$329,302,508**	**$327,978,795**

- Unrestricted expenditures decreased by $1,323,713
- Salary and benefits were decreased by $1,777,209 due to unfilled open positions
- Supplies and services also reflect a decrease while capital outlay and other outgoing/transfers increased for a net increase of $453,496

San Juan Unified School District

General Fund – Restricted Expenditures

Restricted	1st Interim Projections	2nd Interim Projections
Certificated Salaries	$67,108,632	$71,584,736
Classified Salaries	41,672,543	48,252,704
Benefits	69,035,099	72,984,223
Supplies, Services & Operating	72,556,808	71,126,019
Capital Outlay	6,310,278	1,456,405
Other Outgoing/Transfer of Indirect	7,062,541	7,349,198
Total Expenditures	**$263,745,901**	**$272,753,285**

- Restricted expenditures increased by $9,007,384
- Salaries and benefits reflect an increase of $15,005,389 as a result of the board approved one-time bonus paid in recognition of the increased workloads, extra duties and efforts made by staff this year
- The remaining budget categories decreased by $5,998,005 as some planned expenditures have been moved out of current year budget and planned to be expensed next fiscal year

San Juan Unified School District

General Fund Summary - Expenditures



Expenditures	
Certificated Salaries	$236,438,982
Classified Salaries	89,437,578
Benefits	164,625,364
Supplies, Services & Operating	103,593,600
Capital Outlay	6,771,846
Other Outgoing/Transfer of Indirect	(135,290)
Total Expenditures	**$600,732,080**

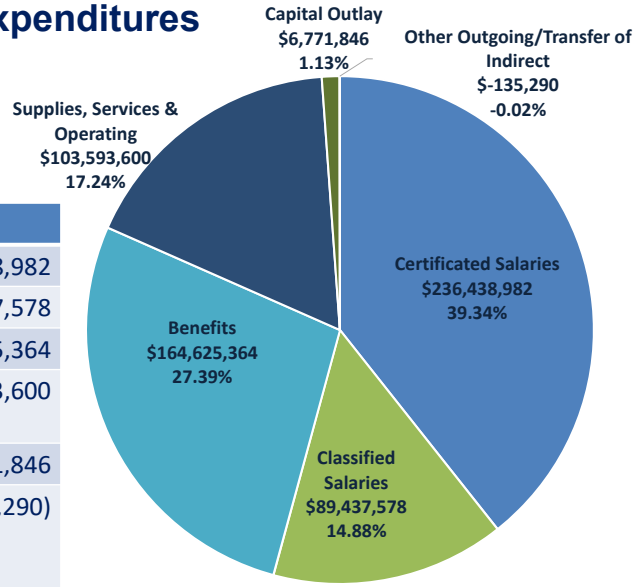

General Fund Summary - Combined

Unrestricted/Restricted	1st Interim Projections	2nd Interim Projections
Total Revenues	**$592,209,270**	**$596,618,290**
Total Expenditures & Other Financing Sources/Uses	**600,100,537**	**604,784,708**
Increase/(Decrease) Fund Balance	(7,891,267)	(8,166,418)
Beginning Fund Balance	112,692,086	112,692,086
Ending Fund Balance (EFB)	**$104,800,819**	**$104,525,668**
Components of EFB		
Restricted	$24,118,679	$24,889,774
Assigned	28,646,996	29,181,395
Reserve for Economic Uncertainty (REU) 2%	12,002,021	12,095,694
Unassigned Fund Balance	$40,033,123	$38,358,805
Total Fund Balance vs. Expenditures	**17.67%**	**17.28%**

General Fund Summary with Supplemental Breakout

General Fund	Beginning Balance	Revenues	Expenses	Other Financing	Surplus/ (Deficit)	Ending Balance
Supplemental	$3,710,878	36,279,203	35,800,330	(8,355)	470,518	$4,181,396
Base/Other	66,324,703	359,777,350	292,178,465	(58,214,482)	9,384,403	75,709,106
Total Unrestricted	70,035,581	396,056,553	327,978,795	(58,222,837)	9,854,921	79,890,502
Total Restricted	42,656,505	200,560,737	272,753,285	54,171,209	(18,021,339)	24,635,166
Total	**$112,692,086**	**$596,617,290**	**$600,732,080**	**$(4,051,628)**	**$(8,166,418)**	**$104,525,668**



Other Funds

FUND	Beginning Balance	Revenues	Expenses	Other Financing	Surplus/ (Deficit)	Ending Balance
ASB	1,920,238	0	0	0	0	1,920,238
Charter School	1,496,173	2,601,955	3,174,777	-238,324	-811,146	685,027
SPED (SELPA)	0	5,434,089	5,434,089	0	0	0
Adult Education	2,288,487	3,863,211	3,763,735	-93,476	6,000	2,294,487
Child Development	4,285,227	25,542,984	27,743,895	0	-2,200,911	2,084,316
Cafeteria	2,809,092	21,414,631	19,400,633	-7,983	2,006,015	4,815,107
Deferred Maintenance	1,631,481	7,000	2,000,000	2,000,000	7,000	1,638,481
Special Revenue	**14,430,698**	**58,863,870**	**61,517,129**	**1,660,217**	**-993,042**	**13,437,656**
Building	159,137,972	2,207,934	104,343,899	162,132,342	59,996,377	219,134,349
Capital Facilities	4,592,663	2,260,000	152,845	0	2,107,155	6,699,818
County School Facilities	2,353	11,729,928	0	-11,732,281	-2,353	0
Capital Projects	**163,732,988**	**16,197,862**	**104,496,744**	**150,400,061**	**62,101,179**	**225,834,167**
Self Insurance	**48,007,172**	**23,797,013**	**24,312,039**	**2,000,000**	**1,484,974**	**49,492,146**
TOTAL	**226,170,858**	**98,858,745**	**190,325,912**	**154,060,278**	**62,593,111**	**288,763,969**

Planning Factors

	2021-22	2022-23	2023-24
Funded ADA	37,509.55	34,461.48	34,461.48
COLA (DOF)	5.07%*	5.33%	3.61%
STRS Employer Rate	16.92%	19.10%	19.10%
PERS Employer Rate	22.91%	26.10%	27.10%
California CPI	5.78%	3.69%	2.90%
Lottery – Unrestricted per ADA	$163	$163	$163
Lottery – Restricted per ADA	$65	$65	$65
Mandate Block Grant – K-8 per ADA	$32.79	$34.54	$35.79
Mandate Block Grant – 9-12 per ADA	$63.17	$66.54	$68.94
Unemployment Insurance Rate	.50%	.50%	.20%

*Includes DOF COLA of 1.70% and additional super COLA totaling 5.07%

Multi-Year Projections (MYP)

Unrestricted/Restricted	2021-22	2022-23	2023-24
Total Revenues	**$596,618,290**	**541,965,331**	**548,852,831**
Total Expenditures	**604,784,708**	**548,156,441**	**547,125,990**
Increase/(Decrease) Fund Balance	(8,166,418)	(6,191,111)	1,726,841
Beginning Fund Balance	112,692,086	104,525,668	98,334,558
Ending Fund Balance (EFB)	**$104,525,668**	**98,334,558**	**100,061,399**
Components of EFB			
Restricted	$24,889,774	16,333,660	8,397,990
Reserve for Economic Uncertainty – 2%	12,095,694	10,963,129	10,942,520
Assigned Fund Balance	29,181,395	28,697,198	29,766,049
Unassigned Fund Balance	$38,358,805	42,340,571	50,954,840
Total Fund Balance vs. Expenditures	**17.28%**	**17.94%**	**18.29%**

Multi-Year Projections (MYP)
With Proposed 3 Prior Years Rolling ADA Average

Unrestricted/Restricted	2021-22	2022-23	2023-24
Total Revenues	**$596,618,290**	**551,617,507**	**558,870,432**
Total Expenditures	**604,784,708**	**548,156,441**	**547,125,990**
Increase/(Decrease) Fund Balance	(8,166,418)	3,461,066	11,744,442
Beginning Fund Balance	112,692,086	104,525,668	107,986,734
Ending Fund Balance (EFB)	**$104,525,668**	**107,986,734**	**119,731,176**
Components of EFB			
Restricted	$24,889,774	16,333,660	8,397,990
Reserve for Economic Uncertainty – 2%	12,095,694	10,963,129	10,942,520
Assigned Fund Balance	29,181,395	28,697,198	29,766,049
Unassigned Fund Balance	$38,358,805	42,340,571	50,954,840
Total Fund Balance vs. Expenditures	**17.28%**	**19.70%**	**21.88%**

Certification

Positive – the District will be able to meet its financial obligations for the current and subsequent two fiscal years

Qualified – the District may not be able to meet its financial obligations for the current and subsequent two fiscal years

Negative – the District will not meet its financial obligations in the current of following fiscal years

Summary & Next Steps

- Continue to monitor economics and be cautious in committing resources
- Review the details of future, potential stimulus funds
- Revise budget assumptions to align with most current information and enrollment trends
- Continue to build system-wide understanding, strategically align resources to goals, and identify cost-saving measures
- Attend the Governor's Budget May Revise Workshop after its release May 15th

San Juan Unified School District

Special Thanks
to the Fiscal Department

Questions?

San Juan Unified School District

SAN JUAN UNIFIED SCHOOL DISTRICT
BOARD OF EDUCATION

AGENDA ITEM: I-3

MEETING DATE: 03/08/2022

SUBJECT: COVID-19 Update

CHECK ONE:
For Discussion: ☒
For Action: ☐
Report: ☐
Workshop: ☐
Recognition: ☐
Emergency Action: ☐

DEPARTMENT: Administration

ACTION REQUESTED:
The superintendent and staff will update the board on the latest conditions related to the COVID-19 pandemic and its impacts on the district.

RATIONALE/BACKGROUND:
Due to the ever-changing guidance and conditions, staff will be providing regular updates to the board.

ATTACHMENT(S):
N/A

PREVIOUS STAFF/BOARD ACTION:
Board of Education: 02/15/22, 01/25/22, 06/22/21, 06/08/21, 05/25/21, 05/11/21, 04/23/21, 04/13/21 (COVID-19 Update)
Board of Education: 03/23/21 (COVID-19 staff report)
Board of Education: 03/09/21 (Returning to In-Person Learning Update)
Board of Education: 02/23/21 (COVID-19 Update)
Board of Education: 02/09/21 (Learning Status Update)
Board of Education: 11/17/20 (Special Education Update)
Board of Education: 10/27/20 (Independent Study/TK-8 Homeschool Update)
Board of Education: 10/13/20 (Learning Model Continuum Update)
Board of Education: 09/22/20 (Summary of Professional Learning Opportunities; Instructional Materials Adoption; Learning Continuity and Attendance Plan)
Board of Education: 09/08/20 (Learning Continuity and Attendance Plan)
Board of Education: 08/25/20 (Start of School)
Board of Education: 08/11/20 (Preparing for Start of School Update)
Board of Education, Special Meeting: 07/16/20 (Providing a Continuum of Safe Instructional Choices to Support Student Learning)
Board of Education: 06/09/20 (COVID-19 Operations Update)
Board of Education: 04/14/20 (COVID-19 Update)

FISCAL IMPACT:
N/A

PREPARED BY: Kent Kern, Superintendent of Schools KK

SAN JUAN UNIFIED SCHOOL DISTRICT
BOARD OF EDUCATION

AGENDA ITEM: **I-4**

MEETING DATE: **03/08/2022**

SUBJECT: Resolution Reducing or Discontinuing Particular Kinds of Services—TK-12 Certificated

DEPARTMENT: Human Resources

CHECK ONE:
For Discussion: ☐
For Action: ☒
Report: ☐
Workshop: ☐
Recognition: ☐
Emergency Action: ☐

ACTION REQUESTED:
The superintendent is recommending that the board approve the adoption of:

1. Resolution No. 3099, reducing or discontinuing particular kinds of services, and the corresponding amount of certificated staffing that will be reduced as a result (attachment 1).
2. Resolution No. 4000, establishing criteria to apply to break a tie in seniority for certificated staff affected by program reductions and who have the same date of hire (attachment 2).

RATIONALE/BACKGROUND:
While state revenues have improved the overall fiscal outlook for the district, there are still challenges to the San Juan Unified budget, including review and reallocation of supplemental grant resources received from the Local Control Funding Formula (LCFF), Expanded Learning Opportunity Grant (ELO), Elementary and Secondary School Emergency Relief Fund (ESSER) and COVID relief funds. In addition, we have seen a decline in enrollment over the last two years.

The district is committed to building a sustainable budget that aligns resources with the Strategic Plan and Local Control Accountability Plan (LCAP). This is addressed through the collective work of our entire community and the district is fortunate to have families, local leaders and employees who recognize and value the importance of public education. Instructional leaders are continually evaluating allocation of resources and program delivery models. To best meet the needs of San Juan Unified School District students, changes to the delivery model for certain services have been recommended for the 2022-23 school year.

In an organization where nearly 90 percent of funding is spent on personnel, budget reductions may have an impact on jobs. Because of legal requirements and the timeline involved with approving a state budget, school districts must provide notice of any potential layoffs to employees well in advance of final budget decisions.

As this can be a very disruptive process, our hope is that by providing as much information as possible, questions and uncertainly can be reduced for employees allowing us to maintain focus on our important work of teaching and learning.

As a result of the need to make budget cuts, certain kinds of services rendered by certificated employees have been identified to be eliminated or reduced. In order to meet statutory notice requirements for potential reassignments or layoffs, the board needs to adopt the two resolutions specified above.

ATTACHMENT(S):
1: Resolution No. 3099, reducing or discontinuing particular kinds of services.
2: Resolution No. 4000, establishing criteria to apply to break a tie in seniority for certificated staff affected by program reductions and who have the same date of hire.

PREVIOUS STAFF/BOARD ACTION:
Superintendent's Cabinet: 01/24/2022, 01/31/2022, 02/07/2022, 02/28/2022
Board of Education: 02/15/2022

FISCAL IMPACT:
Current Budget: $ N/A
Additional Budget: $ N/A

LCAP/STRATEGIC PLAN:
Goal: N/A Focus: N/A
Action: N/A

Funding Source: N/A
(unrestricted base, supplemental, other restricted, etc.) Strategic Plan: N/A
Current Year Only ☐ Ongoing ☐

PREPARED BY: Deann Carlson, Director, Human Resources

APPROVED BY: Paul Oropallo, Assistant Superintendent, Human Resources
Kent Kern, Superintendent of Schools

SAN JUAN UNIFIED SCHOOL DISTRICT

RESOLUTION NO. 3099

BEFORE THE GOVERNING BOARD OF THE SAN JUAN UNIFIED SCHOOL DISTRICT

(Resolution reducing or discontinuing particular kinds of services)

WHEREAS the Governing Board of the San Juan Unified School District has decided to reduce or discontinue certain services of the district beginning no later than the commencement of the 2022-2023 school year, and

WHEREAS, as a result of said reduction or discontinuation of services, it will be necessary to decrease the number of certificated employees in the district, and

WHEREAS, California Education Code section 44955 states in part, "the services of no permanent employee may be terminated under the provisions of this section while any probationary employee, or any other employee with less seniority, is retained to render a service which said permanent employee is certificated and competent to render".

NOW, THEREFORE, BE IT FOUND, ORDERED AND RESOLVED AS FOLLOWS:

1. That each of the foregoing recitals is true and correct.

2. The Superintendent is directed to take all appropriate action to implement this resolution. The Superintendent and his designees are directed and authorized to negotiate and sign layoff agreements with any employee in order to implement this resolution.

3. All services listed on Exhibit "A" which is attached and incorporated herein by reference, shall be reduced or discontinued not later than the beginning of the 2022-2023 school year in the amounts set forth in Exhibit "A".

4. Teachers are deemed to be "certificated and competent" to teach any Regional Occupational Program (ROP)/Career Technical Education (CTE) class if the teacher meets BOTH criteria listed below.
    a. Holds a valid credential issued by the State of California which is associated with the course(s) being taught, and
    b. Has taught the course(s) for at least one semester in the current school year or any of the five preceding school years.

5. Teachers are deemed to be "certificated and competent" to teach any class that is not a Regional Occupational Program (ROP)/Career Technical Education (CTE) class if the teacher meets EITHER criteria listed below.
    a. Holds a valid credential issued by the State of California which is associated with the course(s) being taught, or
    b. If there is no credential issued by the State of California associated with the course(s) being taught, holds a valid multiple or single subject credential and

has taught the specific course(s) for at least one semester in the current school year or any of the five preceding school years.

6. Teachers will not be subject to layoff if they meet one or more of the following criteria.
   a. Hold a valid credential authorizing special education service.
   b. Hold a valid multiple subject credential AND a valid BCLAD (Bilingual Cross-cultural Language and Academic Development) in Spanish AND currently teach in a Dual-Immersion classroom;
   c. Have experience teaching in a Montessori classroom for at least one semester in the current school year or any of the five preceding school years OR have Montessori training in the current school year or any of the five preceding school years. Such training must lead to certification by a program accredited by the Montessori Accreditation Council for Teacher Education (MACTE). On-line Montessori training does not meet this criteria.

7. Certificated employees must have filed documents with Human Resources by January 28, 2022, evidencing credentials, certifications, authorizations, advanced degrees, or challenges to seniority in order for the information to be considered for these layoff proceedings.

8. The Assistant Superintendent of Human Resources or designee is directed to send notices to certificated employees that their services will not be required for the 2022-2023 school year and that said notices should be sent to the appropriate number of certificated employees in order to effectuate a reduction of the certificated staff in an amount equal to 129.00 full-time equivalent positions.

PASSED AND ADOPTED by the Governing Board of the San Juan Unified School District this _____ day of _____, 2022, by the following votes:

AYES:

NOES:

ABSENT:

_____
Michael McKibbin, Ed.D., President, Governing Board of the San Juan Unified School District

Attachment 1

CLERK'S CERTIFICATE

I, Pam Costa, Clerk of the Governing Board of the San Juan Unified School District of Sacramento County, State of California, do hereby certify that the foregoing is a full, true, and correct copy of the resolution duly adopted at a regular meeting of the governing board of said school district on the _____ day of _____, 2022.

_____

Pam Costa, Clerk, Governing Board of the San Juan Unified School District

RESOLUTION REDUCING OR DISCONTINUING PARTICULAR KINDS OF SERVICES
EXHIBIT A
REVISED*

Administrators, Central Office Support	**FTEs**
Elem Sch Admin/Instrctnl Spclst, Skycrest Elementary	0.500
Assistant Director, Acct Eval Planning	1.000
Subtotal	1.500

TK-12 Certificated, Non-Administrative Positions	**FTEs**
American Government, San Juan High	0.170
AP Spanish, San Juan High	0.170
Art	1.820
Beginning Photography, El Camino High	1.000
Biology: The Living Earth (Bilgy: The Living Earth), San Juan High	0.340
CCSS Math 8, Arcade Middle	0.600
Counselor K/6, Howe Avenue Elementary	0.500
Counselor K/6, Grand Oaks Elementary	0.160
~~Counselor 9/12, Voc Ed/ROP~~*	0.000
Counselor Special Prog-La Vista Center	1.000
Credit Recovery, San Juan High	0.340
Dental Careers-Back Office (Dental Crs-Bk Ofc 15 cr), Encina Preparatory High	0.500
District Resource Teacher, TOSA, PL&I	1.000
District Resource Teacher, TOSA, Voc Ed/ROP	1.000
ELD Push-in Support, Arcade Middle	0.200
ELD Tutorial, San Juan High	0.170
English	8.150
English 1, San Juan High	0.170
English 2, San Juan High	0.170
English 3, San Juan High	0.170
English Push-In Support, Arcade Middle	0.200
Ethnic Studies, San Juan High	0.340
Financial Math, San Juan High	0.170
Health, San Juan High	0.170
Integrated Math 1, San Juan High	0.510
Life Management, Casa Roble High	0.330
Math	6.810
Math Push-In Support, Arcade Middle	0.200
Medical Assistant Clinic CTE (Mdcl Asst Clnc CTE), El Camino Fundamental High	0.270
Multiple Subject/Self-Contained	35.000
Music	1.020
MYP Japanese 1, Mira Loma High	0.200
PE 1, San Juan High	0.170
PE 2, San Juan High	0.170

PE 3, San Juan High	0.170
Physical Education	2.800
Physics of the Universe, Mira Loma High	1.000
Quantitative Reasoning Advanced Math (Qunt Reas Adv Math), San Juan High	0.170
Restorative Justice, San Juan High	0.170
School Social Worker, Arcade Middle	1.000
School Social Worker, Rio Americano High*	1.000
School Social Worker, Whitney Elementary	1.000
Science, Biology/Life	7.150
Social Science	10.510
Spanish 2, San Juan High	0.170
Student Advocacy 9, Encina Preparatory High	1.000
Student Advocacy 10, Encina Preparatory High	1.200
Student Advocacy 10/11, Encina Preparatory High	0.400
Student Advocacy 11, Encina Preparatory High	1.000
Student Advocacy 12, Encina Preparatory High	0.600
Tch-Alternative Education, Home School*	6.000
Tch-Grad 7/8 (Title 1 funded), Arcade Middle	0.200
Tch-Independent Study, TK-5*	14.000
Tch-Independent Study, 6-8*	5.000
Tch-Independent Study, 9/12*	3.000
Tch-Site Resource: Elem Intr, Earl LeGette Elementary	1.000
Tch-Trav Elem Clsrm-Art	1.400
Tch-Trav Elem Clsrm-Music	1.400
Tch-Trv Elem Clsrm-Other, Gold River Discovery Center	0.200
Tch-Trv Elem Clsrm-Other, Woodside K-8	1.000
Tch-Trav Elem Clsrm-PE	1.600
World History, San Juan High	0.170
Subtotal	**127.500**
Total	**129.000**

SAN JUAN UNIFIED SCHOOL DISTRICT

RESOLUTION NO. 4000

BEFORE THE GOVERNING BOARD OF THE SAN JUAN UNIFIED SCHOOL DISTRICT

(Resolution specifying criteria used in determining the
order of termination of certificated employees who first
rendered paid service as a probationary teacher on the same date)

WHEREAS, the board anticipates that it will be necessary to terminate the services of certificated employees effective at the close of this school year: and

WHEREAS, this board has determined that as between certificated employees who first rendered paid service as a probationary teacher to the district on the same date, certain criteria should be used in determining the order of termination based upon the needs of the district and the students thereof.

NOW, THEREFORE, BE IT FOUND, ORDERED, AND RESOLVED AS FOLLOWS:

1. Each and all of the foregoing recitals are true and correct.

2. The criteria used to determine the order of termination of certificated employees who first rendered paid service as a probationary teacher to the district on the same date, and the weight to be given to such criteria, shall be the following:

   a. Category I – Certifications and Experience

   Need: To retain teachers with: greatest flexibility of assignment based on California credentials held; National Board Certification; and/or experience teaching at schools identified as District Designated Title I school.

Criteria	Points
Each full K-12 base credential (e.g., multiple subject, single subject, pupil personnel services, school nurse, librarian)	4
Each foundational level base credential	3
Each intern permit	2
Each supplemental authorization	2
Other services credential (administration)	2
National Board Certification	2
Taught at a District Designated Title 1 School during the 2021-22 school year	1

   If there is still a tie after applying the above criteria, then Category II will be utilized.

b. Category II – District Teaching Experience

Need: To recognize certificated experience in the San Juan Unified School District under contract which is not reflected by the employee's seniority date.

Experience	Value
Each year or portion of a year of in-district experience as a certificated employee under contract prior to the employee's seniority date	Percentage of school year(s) served

If there is still a tie after applying Category II criteria, then Category III will be utilized.

c. Category III - Lottery

If any two or more certificated employees who first rendered paid service as a probationary employee on the same date still have the same number of points after application of points provided above, the ranking of such employees shall be determined by a lottery conducted by the Assistant Superintendent, Human Resources or designee.

3. The order of termination of certificated employees who first rendered paid service as a probationary teacher to the district on the same date as set forth above is based solely on the needs of this district and its students.

4. Notwithstanding any other provision of this resolution to the contrary, a certificated employee shall be retained to render any service for which there is no certificated employee retained in the district with a higher number of points, as determined by the procedure set forth above, or with more seniority, who is certificated and competent to render such service.

5. This resolution shall be for the purpose of determining the relative order of termination of certain certificated employees as part of a layoff of certificated employees effective at the end of the 2021-2022 school year. This resolution shall not be effective for any other purposes, including, but not limited to, any subsequent layoffs of certificated employees.

PASSED AND ADOPTED by the Governing Board of the San Juan Unified School District this

_____day of _____, 2022, by the following vote:

AYES:

NOES:

ABSENT:

_____
Michael McKibbin, Ed.D., President, Governing Board of the San Juan Unified School District

Attachment 2

CLERK'S CERTIFICATE

I, Pam Costa, clerk of the Governing Board of the San Juan Unified School District of Sacramento County, State of California, do hereby certify that the foregoing is a full, true, and correct copy of the resolution duly adopted at a regular meeting of the governing board of said school district on the _____ day of _____, 2022.

_____

Pam Costa, Clerk, Governing Board of the San Juan Unified School District

SAN JUAN UNIFIED SCHOOL DISTRICT
BOARD OF EDUCATION

AGENDA ITEM: I-5

MEETING DATE: 03/08/2022

SUBJECT: Resolution Reducing or Discontinuing Particular Kinds of Services—Early Childhood Education

CHECK ONE:
For Discussion: ☐
For Action: ☒
Report: ☐
Workshop: ☐
Recognition: ☐
Emergency Action: ☐

DEPARTMENT: Human Resources

ACTION REQUESTED:
The superintendent is recommending that the board approve the adoption of:

1. Resolution No. 4001 reducing or discontinuing certain certificated positions in the Early Childhood Education program effective June 30, 2022, because of lack of work and/or lack of funds. (Attachment No. 1)
2. Resolution No. 4002 establishing criteria to apply to break a tie in seniority for certificated staff affected By program reductions and who have the same date of hire. (Attachment No. 2)

RATIONALE/BACKGROUND:

Early Childhood Education (ECE) is continually evaluating allocation of resources and program delivery models. As a result, certain kinds of services rendered by certificated employees in the Early Childhood Education program have been identified to discontinued or reduced.

The positions being reduced or discontinued by this Resolution are certificated positions. By Education Code section 8366, a district is able to layoff ECE employees at any time during the school year for lack of work or lack of funds. Notices will be sent to affected ECE teachers and layoffs will be effective on June 30, 2022.

ATTACHMENT(S):
1: Resolution No. 4001 reducing or discontinuing particular kinds of services
2: Resolution No. 4002 establishing criteria to apply to break a tie in seniority for certificated staff affected by program reductions and who have the same date of hire

PREVIOUS STAFF/BOARD ACTION:
Superintendent's Cabinet: 01/24/22, 01/31/2022, 02/07/2022, 02/28/2022
Board of Education: 02/15/2022

FISCAL IMPACT:
Current Budget: $ N/A
Additional Budget: $ N/A
Funding Source: N/A
(Unrestricted Base, Supplemental, other restricted, etc.)
Current Year Only ☐ On-going ☐

LCAP/STRATEGIC PLAN:
Goal: N/A Focus: N/A
Action: N/A

Strategic Plan: N/A

PREPARED BY: Deann Carlson, Director, Human Resources

APPROVED BY: Paul Oropallo, Assistant Superintendent, Human Resources
Kent Kern, Superintendent of Schools

SAN JUAN UNIFIED SCHOOL DISTRICT

RESOLUTION NO. 4001
BEFORE THE GOVERNING BOARD OF THE SAN JUAN UNIFIED SCHOOL DISTRICT

(Resolution regarding reducing or discontinuing certain
certificated services in the Early Childhood Education program)

WHEREAS the Governing Board of the San Juan Unified School District has decided to reduce or eliminate certain certificated services in the Early Childhood Education Program of the District as of June 30, 2022, due to a lack of work or a lack of funds, and

WHEREAS, the California Education Code, section 8366 applies to positions "requiring a child development permit for the supervision and instruction of children …", and

WHEREAS, the California Education Code, section 8366 also states, "A district may lay off an employee required to have such a permit at any time during the school year for lack of work or lack of funds …", and

WHEREAS, as a result of said reduction or elimination of certificated services in the Early Childhood Education Program due to lack of work or lack of funds, it will be necessary to decrease the number of certificated employees in the District:

NOW, THEREFORE, BE IT FOUND, ORDERED AND RESOLVED AS FOLLOWS:

1. That each of the foregoing recitals is true and correct.

2. The Superintendent is directed to take all appropriate action to implement this resolution. The Superintendent and his designees are directed and authorized to negotiate and sign layoff agreements with any employees in order to implement this resolution.

3. All services listed on Exhibit "A" which is attached and incorporated herein by reference, shall be reduced or discontinued not later than June 30, 2022 in the amounts set forth in Exhibit "A".

4. The Assistant Superintendent of Human Resources or designee is directed to send notices to affected certificated employees that due to lack of work or lack of funds certain services now being provided by the District be reduced or discontinued to the extent as set forth in #3 above.

PASSED AND ADOPTED by the Governing Board of the San Juan Unified School District this _____ day of _____, 2022, by the following votes:

AYES:

NOES:

ABSTAIN:

ABSENT:

_____

Michael McKibbin, Ed.D., President, Governing Board of the San Juan Unified School District

CLERK'S CERTIFICATE

I, Pam Costa, Clerk of the Governing Board of the San Juan Unified School District of Sacramento County, State of California, do hereby certify that the foregoing is a full, true, and correct copy of the resolution duly adopted at a regular meeting of the governing board of said school district on the _____ day of _____, 2022.

_____

Pam Costa, Clerk, Governing Board of the San Juan Unified School District

RESOLUTION REDUCING OR DISCONTINUING
PARTICULAR KINDS OF SERVICES
EXHIBIT A

Early Childhood Education Certificated, Non-Administrative Positions	**FTEs**
TCH-PRE-SCHOOL TEACHER	1.2400
Total:	1.2400

Attachment 2

SAN JUAN UNIFIED SCHOOL DISTRICT

RESOLUTION NO. 4002

BEFORE THE GOVERNING BOARD OF THE SAN JUAN UNIFIED SCHOOL DISTRICT

(Resolution specifying criteria used in determining the
order of termination of certificated Early Childhood Education employees
who first rendered paid service as a probationary teacher on the same date)

WHEREAS, the board anticipates that it will be necessary to terminate the services of certificated employees within the Early Childhood Education programs effective at the close of this school year: and

WHEREAS, this board has determined that as between such certificated employees who first rendered paid service as a probationary teacher to the district on the same date, certain criteria should be used in determining the order of termination based upon the needs of the district and the students thereof.

NOW, THEREFORE, BE IT FOUND, ORDERED, AND RESOLVED AS FOLLOWS:

1. Each and all of the foregoing recitals are true and correct.

2. The criteria used to determine the order of termination of such certificated employees who first rendered paid service as a probationary teacher to the district on the same date, and the weight to be given to such criteria, shall be the following:

    a. Category I – Certifications and College/University Units

    Need: To retain teachers with: greatest flexibility of assignment based on California credentials/permits held; and/or college/university units in infant/toddler classes.

Criteria	**Points**
Bachelor's degree or higher with either a K-12 Multiple Subject Teaching Credential or Child Development Program Director Permit or Child Development Site Supervisor Permit	4
Three or more infant/toddler units	3
Child Development Teacher or Master Teacher Permit	2
Child Development Associate Teacher Permit	1

If there is still a tie after applying the above criteria, then Category II will be utilized.

    b. Category II – District Teaching Experience

Need: To recognize certificated experience in the San Juan Unified School District under contract which is not reflected by the employee's seniority date.

Experience	**Value**

Each year or portion of a year of in-district experience as a certificated employee in the Early Childhood Education programs under contract prior to the employee's seniority date	Percentage of School year(s) served

If there is still a tie after applying Category II criteria, then Category III will be utilized.

c. Category III – District Experience as a Classified Employee

Need: To recognize classified ECE experience in the San Juan Unified School District.

Experience	**Value**
Each year or portion of a year of in-district experience as a Child Development Assistant in the Early Childhood Education programs	Percentage of School year(s) served

If there is still a tie after applying Category III criteria, then Category IV will be utilized.

d. Category IV - Lottery

If any two or more certificated employees who first rendered paid service as a probationary employee on the same date still have the same number of points after application of points provided above, the ranking of such employees shall be determined by a lottery conducted by the Assistant Superintendent, Human Resources or designee.

3. The order of termination of certificated employees who first rendered paid service as a probationary teacher to the district on the same date as set forth above is based solely on the needs of this district and its students.

4. This resolution shall be for the purpose of determining the relative order of termination of certain certificated employees within the Early Childhood Education programs as part of a layoff effective at the end of the 2021-2022 school year. This resolution shall not be effective for any other purposes.

PASSED AND ADOPTED by the Governing Board of the San Juan Unified School District this _____day of _____, 2022, by the following vote:

AYES:

NOES:

ABSTAIN:

ABSENT:

_____
Michael McKibbin, Ed.D., President, Governing Board of the San Juan Unified School District

CLERK'S CERTIFICATE

I, Pam Costa, clerk of the Governing Board of the San Juan Unified School District of Sacramento County, State of California, do hereby certify that the foregoing is a full, true, and correct copy of the resolution duly adopted at a regular meeting of the governing board of said school district on the _____ day of _____, 2022.

_____
Pam Costa, Clerk, Governing Board of the San Juan Unified School District

SAN JUAN UNIFIED SCHOOL DISTRICT
BOARD OF EDUCATION

AGENDA ITEM: **I-6**

MEETING DATE: **03/08/2022**

SUBJECT: Resolution Reducing or Discontinuing Particular Kinds of Services—Adult Education

CHECK ONE:
For Discussion: ☐
For Action: ☒
Report: ☐
Workshop: ☐
Recognition: ☐
Emergency Action: ☐

DEPARTMENT: Human Resources

ACTION REQUESTED:
The superintendent is recommending that the board approve the adoption of:

1. Resolution No.4003, reducing or discontinuing particular kinds of services, and the corresponding amount of certificated staffing that will be reduced as a result (attachment 1).
2. Resolution No. 4004, establishing criteria to apply to break a tie in seniority for adult education certificated staff affected by program reductions and who have the same date of hire (attachment 2).

RATIONALE/BACKGROUND:
The district is committed to building a sustainable budget that aligns resources with the Strategic Plan and Local Control Accountability Plan (LCAP). This is addressed through the collective work of our entire community and the district is fortunate to have families, local leaders and employees who recognize and value the importance of public education. Instructional leaders are continually evaluating allocation of resources and program delivery models. To best meet the needs of San Juan Unified School District students, changes to the delivery model for certain services have been recommended for the 2022-23 school year. In an organization where nearly 90 percent of funding is spent on personnel, budget reductions may have an impact on jobs. Because of legal requirements and the timeline involved with approving a state budget, school districts must provide notice of any potential layoffs to employees well in advance of final budget decisions.

As this can be a very disruptive process, our hope is that by providing as much information as possible, questions and uncertainly can be reduced for employees allowing us to maintain focus on our important work of teaching and learning.

As a result of the need to make budget cuts, certain kinds of services rendered by certificated employees have been identified to be eliminated or reduced. In order to meet statutory notice requirements for potential reassignments or layoffs, the board needs to adopt the two resolutions specified above.

ATTACHMENT(S):
1: Resolution No. 4003, reducing or discontinuing particular kinds of services—adult education.
2: Resolution No. 4004, establishing criteria to apply to break a tie in seniority for adult education certificated staff affected by program reductions and who have the same date of hire

PREVIOUS STAFF/BOARD ACTION:
Superintendent's Cabinet: 01/24/2022, 01/31/2022, 02/07/2022, 02/28/2022
Board of Education: 02/15/2022

FISCAL IMPACT:
Current Budget: $ N/A
Additional Budget: $ N/A

Funding Source: N/A
(unrestricted base, supplemental, other restricted, etc.)
Current Year Only ☐ Ongoing ☐

LCAP/STRATEGIC PLAN:
Goal: N/A Focus: N/A
Action: N/A

Strategic Plan: N/A

PREPARED BY: Deann Carlson, Director, Human Resources

APPROVED BY: Paul Oropallo, Assistant Superintendent, Human Resources
Kent Kern, Superintendent of Schools

SAN JUAN UNIFIED SCHOOL DISTRICT

RESOLUTION NO. 4003

BEFORE THE GOVERNING BOARD OF THE SAN JUAN UNIFIED SCHOOL DISTRICT

(Resolution reducing or discontinuing particular kinds of services)

WHEREAS the Governing Board of the San Juan Unified School District has decided to reduce or discontinue certain services of the district beginning no later than the commencement of the 2022-2023 school year, and

WHEREAS, as a result of said reduction or discontinuation of services, it will be necessary to decrease the number of certificated employees in the district, and

WHEREAS, California Education Code section 44955 states in part, "the services of no permanent employee may be terminated under the provisions of this section while any probationary employee, or any other employee with less seniority, is retained to render a service which said permanent employee is certificated and competent to render", and

WHEREAS, California Education Code section 44929.26 states in part, "service in the evening school shall not be included in computing the service required as a prerequisite to attainment of, or eligibility to, classification as a permanent employee in the day school…"

NOW, THEREFORE, BE IT FOUND, ORDERED AND RESOLVED AS FOLLOWS:

1. That each of the foregoing recitals is true and correct.

2. The Superintendent is directed to take all appropriate action to implement this resolution. The Superintendent and his designees are directed and authorized to negotiate and sign layoff agreements with any employees in order to implement this resolution.

3. All services listed on Exhibit "A" which is attached and incorporated herein by reference, shall be reduced or discontinued not later than the beginning of the 2022-2023 school year in the amounts set forth in Exhibit "A".

4. Teachers are deemed to be "certificated and competent" to teach any class in the Adult Education program if the teacher meets EITHER criteria listed below.
   a. Holds a valid credential issued by the State of California which is associated with the course(s) being taught or
   b. If there is no credential issued by the State of California associated with the course(s) being taught, has taught the specific course(s) for at least one

semester in the current school year or any of the five preceding school years.

5. Certificated employees must have filed documents with Human Resources by January 28, 2022, evidencing credentials, certifications, authorizations, advanced degrees, or challenges to seniority in order for the information to be considered for these layoff proceedings.

6. The Assistant Superintendent of Human Resources or designee is directed to send notices to certificated employees that their services will not be required for the 2022-2023 school year and that said notices should be sent to the appropriate number of certificated employees in order to effectuate a reduction of the certificated staff in an amount equal to 1.33 full-time equivalent positions.

PASSED AND ADOPTED by the Governing Board of the San Juan Unified School District this

_____ day of _____, 2022, by the following votes:

AYES:

NOES:

ABSENT:

_____
Michael McKibbin, Ed.D., President, Governing Board of the San Juan Unified School District

Attachment 1

CLERK'S CERTIFICATE

I, Pam Costa, Clerk of the Governing Board of the San Juan Unified School District of Sacramento County, State of California, do hereby certify that the foregoing is a full, true, and correct copy of the resolution duly adopted at a regular meeting of the governing board of said school district on the _____ day of _____, 2022.

_____
Pam Costa, Clerk, Governing Board of the San Juan Unified School District

RESOLUTION REDUCING OR DISCONTINUING
PARTICULAR KINDS OF SERVICES—ADULT EDUCATION
EXHIBIT A

Adult Education Certificated, Non-Administrative Positions	**FTEs**
A/E ESL	0.53
District Resource Teacher	0.80
Subtotal	1.33
Total	**1.33**

SAN JUAN UNIFIED SCHOOL DISTRICT

RESOLUTION NO. 4004

BEFORE THE GOVERNING BOARD OF THE SAN JUAN UNIFIED SCHOOL DISTRICT

(Resolution specifying criteria used in determining the order of termination of adult education certificated employees who first rendered paid service as a probationary teacher on the same date)

WHEREAS, the board anticipates that it will be necessary to terminate the services of certificated employees effective at the close of this school year: and

WHEREAS, this board has determined that as between certificated employees who first rendered paid service as a probationary teacher to the district on the same date, certain criteria should be used in determining the order of termination based upon the needs of the district and the students thereof.

NOW, THEREFORE, BE IT FOUND, ORDERED, AND RESOLVED AS FOLLOWS:

1. Each and all of the foregoing recitals are true and correct.

2. The criteria used to determine the order of termination of certificated employees who first rendered paid service as a probationary teacher to the district on the same date, and the weight to be given to such criteria, shall be the following:

   a. Category I – Certifications and Experience

   Need: To retain teachers with: greatest flexibility of assignment based on California credentials held.

Criteria	**Points**
Each full base credential (e.g., designated subject, multiple subject, single subject, pupil personnel services)	4
Each supplemental authorization	2
Other services credential (administration)	2

If there is still a tie after applying the above criteria, then Category II will be utilized.

b. Category II – District Teaching Experience

Need: To recognize certificated experience in the San Juan Unified School District under contract which is not reflected by the employee's seniority date.

Experience	Value
Each year or portion of a year of in-district experience as a certificated employee under contract prior to the employee's seniority date.	Percentage of school year(s) served

If there is still a tie after applying Category II criteria, then Category III will be utilized.

c. Category III - Lottery

If any two or more certificated employees who first rendered paid service as a probationary employee on the same date still have the same number of points after application of points provided above, the ranking of such employees shall be determined by a lottery conducted by the Assistant Superintendent, Human Resources or designee.

3. The order of termination of certificated employees who first rendered paid service as a probationary teacher to the district on the same date as set forth above is based solely on the needs of this district and its students.

4. Notwithstanding any other provision of this resolution to the contrary, a certificated employee shall be retained to render any service for which there is no certificated employee retained in the district with a higher number of points, as determined by the procedure set forth above, or with more seniority, who is certificated and competent to render such service.

5. This resolution shall be for the purpose of determining the relative order of termination of certain certificated employees as part of a layoff of certificated employees effective at the end of the 2021-2022 school year. This resolution shall not be effective for any other purposes, including, but not limited to, any subsequent layoffs of certificated employees.

PASSED AND ADOPTED by the Governing Board of the San Juan Unified School District this

_____day of _____, 2022, by the following vote:

AYES:

NOES:

ABSENT:

_____
Michael McKibbin, Ed.D., President, Governing Board of the San Juan Unified School District

Attachment 2

CLERK'S CERTIFICATE

I, Pam Costa, clerk of the Governing Board of the San Juan Unified School District of Sacramento County, State of California, do hereby certify that the foregoing is a full, true, and correct copy of the resolution duly adopted at a regular meeting of the governing board of said school district on the _____ day of _____, 2022.

_____
Pam Costa, Clerk, Governing Board of the San Juan Unified School District

SAN JUAN UNIFIED SCHOOL DISTRICT
BOARD OF EDUCATION

AGENDA ITEM: I-7

MEETING DATE: 03/08/2022

SUBJECT: Resolution Reducing or Discontinuing Certain Classified Services

CHECK ONE:
For Discussion: ☐
For Action: ☒
Report: ☐
Workshop: ☐
Recognition: ☐
Emergency Action: ☐

DEPARTMENT: Human Resources

ACTION REQUESTED:
The superintendent is recommending that the board adopt Resolution No. 4005, reducing or discontinuing certain classified positions effective June 30, 2022, because of lack of work and/or lack of funds.

RATIONALE/BACKGROUND:
As a result of the need to align district programs and services with available funding, certain kinds of services rendered by classified employees have been identified to be reduced or discontinued because of lack of work or lack of funds as identified in Exhibit "A" attached.

ATTACHMENT(S):
1: Resolution No. 4005
2: Exhibit A

PREVIOUS STAFF/BOARD ACTION:
Superintendent's Cabinet: 01/24/2022, 01/31/2022, 02/07/2022, 02/28/2022
Board of Education: 02/15/2022

FISCAL IMPACT:
Current Budget: $ N/A
Additional Budget: $ N/A
Funding Source: N/A
(unrestricted base, supplemental, other restricted, etc.)
Current Year Only ☐ Ongoing ☐

LCAP/STRATEGIC PLAN:
Goal: N/A Focus: N/A
Action: N/A
Strategic Plan: N/A

PREPARED BY: Deann Carlson, Director, Human Resources

APPROVED BY: Paul Oropallo, Assistant Superintendent, Human Resources
Kent Kern, Superintendent of Schools

Attachment 1

SAN JUAN UNIFIED SCHOOL ISTRICT
RESOLUTION NO. 4005

RESOLUTION REDUCING OR DISCONTINUING CERTAIN CLASSIFIED SERVICES BEFORE THE GOVERNING BOARD OF THE SAN JUAN UNIFIED SCHOOL DISTRICT

WHEREAS the governing board of the San Juan Unified School District has decided to reduce or discontinue certain classified services of the district as of June 30, 2022, and

WHEREAS, as a result of said reduction or discontinuation of classified services, it will be necessary to decrease the number of classified employees in the district:

NOW, THEREFORE, BE IT FOUND, ORDERED AND RESOLVED AS FOLLOWS:

1. That each of the foregoing recitals is true and correct:

2. All of those positions listed in Exhibit "A" which is attached and incorporated herein by reference shall be reduced or discontinued effective June 30, 2022, in the amounts as set forth in Exhibit "A."

3. The assistant superintendent of human resources or designee is authorized to send notices to affected classified employees that due to lack of work or lack of funds, certain services now being provided by the district will be reduced or discontinued to the extent as set forth in Exhibit "A."

PASSED AND ADOPTED by the governing board of the San Juan Unified School District this ____day of _____, 2022, by the following votes:

AYES:

NAYS:

ABSTAIN:

ABSENT:

_____

Michael McKibbin, Ed.D., President, Governing Board of the San Juan Unified School District

CLERK'S CERTIFICATE

I, Pam Costa, Clerk of the governing board of the San Juan Unified School District of Sacramento County, State of California, do hereby certify that the foregoing is a full, true and correct copy of the resolution duly adopted at a regular meeting of the governing board of said school district on the _____day of _____, 2022.

_____

Pam Costa, Clerk, Governing Board of the San Juan Unified School District

EXHIBIT A - CLASSIFIED LAYOFFS AND REDUCTIONS
EFFECTIVE JUNE 30, 2022
REVISED*

Classified Management	Current FTE	FTE Cut	New FTE	Total # of Positions	# of Vacant Positions
Research Specialist I	1.0000	1.0000	0.0000	1	1
Subtotal	**1.0000**	**1.0000**	**0.0000**	**1.0000**	**1.0000**

Classified Non-management	Current FTE	FTE Cut	New FTE	Total # of Positions	# of Vacant Positions
Account Clerk I	0.8750	0.8750	0.0000	1	1
Bilingual Instructional Assistant - Spanish	1.0000	1.0000	0.0000	1	0
Budget Technician	1.0000	1.0000	0.0000	1	1
Campus Representative*	4.1250	4.1250	0.0000	5	1
Campus Monitor*	1.5000	1.5000	0.0000	2	2
Child Development Assistant - SA	0.5000	0.5000	0.0000	1	1
Child Development Assistant - IT/PRE	1.7500	1.7500	0.0000	2	0
Community Safety Specialist*	0.2500	0.2500	0.0000	1	1
Culinary Arts Program Assistant	0.7500	0.7500	0.0000	1	1
Custodian	1.0000	1.0000	0.0000	1	0
Duplicating Machine Operator	1.0000	1.0000	0.0000	1	1
Engineering Technician	1.0000	1.0000	0.0000	1	1
Human Resources Analyst (Conf)	2.0000	2.0000	0.0000	2	1
Intermediate Clerk Typist*	1.8750	1.8750	0.0000	3	1
Instructional Assistant I*	2.4688	2.4688	0.0000	5	5
Neighborhood Parent Liaison	0.2500	0.2500	0.0000	1	0
Non-Instructional Support Aide	1.3125	1.3125	0.0000	3	3
Nutrition Services Worker I	0.8125	0.8125	0.0000	3	3
Nutrition Services Dietitian	1.0000	1.0000	0.0000	1	1
Nutrition Services Supervisor III	1.0000	1.0000	0.0000	1	1
Project Planner Coordinator	2.0000	2.0000	0.0000	2	2
School/Community Intervention Assistant	1.0000	1.0000	0.0000	1	0
School/Community Intervention Specialist I	1.0000	1.0000	0.0000	1	0
~~School/Community Refugee Specialist~~ *	0.0000	0.0000	0.0000	0	0
School/Community Resource Assistant Spanish	1.0000	1.0000	0.0000	1	1
School/Community Resource Assistant Pashto	1.0000	1.0000	0.0000	1	1
School/Community Worker	1.0000	1.0000	0.0000	1	0
School Playground Rec Aide	0.2500	0.2500	0.0000	1	1
Secretary	1.0000	1.0000	0.0000	1	1
Senior Clerk Typist	1.0000	1.0000	0.0000	1	1
Senior Personnel Clerk	1.0000	1.0000	0.0000	1	1
Youth/Adult Employment Tech I	0.8750	0.8750	0.0000	1	1
Subtotal	**36.5938**	**36.5938**	**0.0000**	**49.0000**	**34.0000**
Total	**37.5938**	**37.5938**	**0.0000**	**50.0000**	**35.0000**

SAN JUAN UNIFIED SCHOOL DISTRICT
BOARD OF EDUCATION

AGENDA ITEM: I-8

MEETING DATE: 03/08/2022

SUBJECT: California School Board Association (CSBA) Delegate Assembly Election

CHECK ONE:
For Discussion: ☐
For Action: ☒
Report: ☐
Workshop: ☐
Recognition: ☐
Emergency Action: ☐

DEPARTMENT: Board of Education

ACTION REQUESTED:
The board may wish to vote for no more than two (2) candidates for subregion 6-B of the CSBA Delegate Assembly.

RATIONALE/BACKGROUND:
Every year the CSBA asks districts to elect representatives to the CSBA Delegate Assembly for their designated region. This year, subregion 6-B (Sacramento County) has two vacancies.

ATTACHMENT(S):
A: CSBA 2022 Delegate Assembly Ballot
B: 2022 Delegate Assembly Candidate Biographical Sketch Form

BOARD COMMITTEE ACTION/COMMENT:
N/A

PREVIOUS STAFF/BOARD ACTION:
Superintendent's Cabinet: 02/28/2022

FISCAL IMPACT:
Current Budget: $ N/A
Additional Budget: $ N/A
Funding Source: N/A
(unrestricted base, supplemental, other restricted, etc.)
Current Year Only: ☐ Ongoing: ☐

LCAP/STRATEGIC PLAN:
Goal: N/A
Focus: N/A
Action: N/A
Strategic Plan: N/A

APPROVED BY: Kent Kern, Superintendent of Schools KK

:sc

California School Boards Association

REQUIRES BOARD ACTION

Due: Tues. March 15—return ballot in enclosed envelope

January 31, 2022

MEMORANDUM

To: All Board Presidents and Superintendents — CSBA Member Boards
From: Dr. Susan Heredia, CSBA President
Re: 2022 Ballot for CSBA Delegate Assembly — **U.S. Postmark Deadline is Tues. March 15**

Enclosed is the ballot material for election to CSBA's Delegate Assembly from your region or subregion. It consists of: 1) the ballot (on red paper) listing the candidates, the reverse side of which contains the names of ALL current members of the Delegate Assembly from your region or subregion; and 2) the required candidate biographical sketch form and, if submitted, a resume. In addition, provided is a copy of the ballot on white paper to include with your board agenda. **Only the ballot on red paper is to be completed and returned to CSBA. It must be postmarked by the U.S. Post Office on or before Tuesday, March 15, 2022.**

Your Board may vote for up to the number of seats to be filled in the region or subregion as indicated on the ballot. For example, if there are three seats up for election, the Board may vote for up to three candidates. However, your Board may cast no more than one vote for any one candidate. The ballot also contains a provision for write-in candidates; their name and district must be clearly printed in the space provided.

The ballot must be signed by the Superintendent or Board Clerk and returned in the enclosed envelope; if the envelope is misplaced, you may use your district's stationery. Please write **DELEGATE ELECTION** prominently on the envelope along with the region or subregion number on the bottom left corner of the envelope (this number appears at the top of the ballot). If there is a tie vote, a run-off election will be held. Results will be published by May 11, 2022.

All re-elected and newly elected Delegates will serve two-year terms beginning April 1, 2022 – March 31, 2024. The next meeting of the Delegate Assembly takes place on Saturday, May 21 and Sunday, May 22, 2022. Please do not hesitate to contact the Executive Office at nominations@csba.org should you have any questions.

Encs: Ballot on red paper and watermarked "copy" of ballot on white paper
List of all current Delegates on reverse side of ballot
Candidate(s)' required Biographical Sketch Forms and optional resumes
CSBA-addressed envelope to send back ballots

REQUIRES BOARD ACTION

This complete, **ORIGINAL** Ballot must be **SIGNED** by the Superintendent or Board Clerk and returned in the enclosed envelope postmarked by the post office no later than **TUESDAY, MARCH 15, 2022**. Only ONE Ballot per Board. Be sure to mark your vote "✕" in the box.
A PARTIAL, UNSIGNED, PHOTOCOPIED, OR LATE BALLOT WILL NOT BE VALID.

OFFICIAL 2022 DELEGATE ASSEMBLY BALLOT
SUBREGION 6-B
(Sacramento County)

Number of seats: 2 (Vote for no more than 2 candidate)

Delegates will serve two-year terms beginning April 1, 2022 - March 31, 2024

**denotes incumbent*

☐ Christopher B. Clark (Folsom Cordova USD)*

☐ Enough nominations weren't received; however, your board may vote to write in the nam of a board member to fill this seat.

COPY

_____ _____
Provision for Write-in Candidate Name *School District*

_____ _____
Signature of Superintendent or Board Clerk *Title*

_____ _____
School District Name *Date of Board Action*

See reverse side for list of all current Delegates in your Region.

REGION 6 – 18 Delegates (11 elected/7 appointed◈)

Director: Darrel Woo (Sacramento City USD)

Below is a list of all elected or appointed Delegates from this Region.

Subregion 6-A (Yolo)
Jackie Wong (Washington USD), term expires 2022

Subregion 6-B (Sacramento)
Beth Albiani (Elk Grove USD) ◈, appointed term expires 2023
Nancy Chaires Espinosa (Elk Grove USD) ◈, appointed term expires 2022
Christopher Clark (Folsom-Cordova USD), 2022
Pam Costa (San Juan USD)◈, appointed term expires 2023
Craig DeLuz (Robla ESD), term expires 2022
Leticia Garcia (Sacramento City USD), term expires 2023
Lisa Kaplan (Natomas USD), term expires 2023
Mike McKibbin (San Juan USD)◈, appointed term expires 2022
Chinua Rhodes (Sacramento City USD), term expires 2023
Edward (Ed) Short (Folsom-Cordova USD), term expires 2023
Vacant (Sacramento City USD)◈, appointed term expires 2022
Vacant (Sacramento City USD)◈, appointed term expires 2023
Vacant (Twin Rivers USD)◈, appointed term expires 2023

Subregion 6-C (Alpine, El Dorado, Mono)
Misty diVittorio (Placerville Union ESD), term expires 2022
Suzanna George (Rescue Union ESD), term expires 2023

County Delegate:
Shelton Yip (Yolo COE), term expires 2022

Counties

Yolo (Subregion A)
Sacramento (Subregion B)
Alpine, El Dorado, Mono (Subregion C)

COPY

Delegate Assembly
Appointed Biosketch Form for 2022

csba
California School Boards Association

Deadline: Friday, January 7, 2022

Please submit completed form via e-mail to nominations@csba.org no later than by January 7, 2022. Forms may also be submitted via mail, to CSBA's Executive Office, at 3251 Beacon Blvd., West Sacramento, CA 95691.

Your signature indicates your consent to serve as a Delegate.

Signature: Christopher B. Clark **Date:** 1/4/22

Name: Christopher B. Clark **CSBA Region & subregion #:** 6

District or COE: Folsom Cordova Unified School District **Years on board:** 6

Profession: Program Manager (Youth Diversion) **Contact Number (☒ Cell ☐ Home ☐ Bus.):** [redacted]

Primary E-mail: cbclark@fcusd.org

Are you an incumbent Delegate? ☑ Yes ☐ No **If yes, year you became Delegate:** 2020

Why are you interested in becoming a Delegate? Please describe the skills and experiences you would bring to the Delegate Assembly.

I have built great relationships with past and current CSBA Region 6 Delegate's who have welcomed me with open arms when I came on board. I have enjoyed working with all of them, and have learned so much in this process. One of the reasons I wanted to become a Delegate is the advocacy that everyone brings to the table knowing that we all share the same vision.

Please describe your activities and involvement on your local board, community, and/or CSBA.

As a School Board member, I have served as Board Clerk, Board Vice President, and Board President. I have been appointed to several City and County Board Positions including serving as the Chairman of the South Sacramento Citizens Planning Advisory Council and the Sacramento Neighborhood Accountability Board, City of Sacramento Parks & Recreation Advisory Council, and The Medowview Neighborhood Betterment Committee. I am a graduate of Leadership Rancho Cordova Class VII, and I am very active in the Rancho Cordova Business Community.

What do you see as the biggest challenge facing governing boards and how can CSBA help address it?

I honestly beleive one of the major challenges facing our govering boards is navigating through the current pandemic and facing the criticzism of a certain group of parents throughout the region. CSBA has been a tremendous help to all of our Delagates in providing the necessary resources and webinairs to help us deal with those certain situationsand disruptions at Board Meetings.

SAN JUAN UNIFIED SCHOOL DISTRICT
TENTATIVE BOARD AGENDA ITEMS
2021-2022

MARCH 22

WORKSHOP: Governance Transition to Seven Board Members – D	Kern
Recognition: Week of the Young Child (Apr. 2-8) – A	Townsend-Snider
English Learner/Refugee Update – R	Calvin
Expanded Learning Opportunities Update (Elementary) – R	Townsend-Snider
Issuance of Measure P General Obligation Bonds – A	Stahlheber
*Head Start and Early Head Start Grant Application 2022-2023 – A	Townsend-Snider
*Audit Report for Measures J, N, P and S – A	Stahlheber
*Consolidated Application, Winter Report 2022 (Part II) – A	Calvin

APRIL 5 *(1st Tuesday)*

Career Technical Education Update – R	Schnepp
A-G Completion Improvement Grant – R	Schnepp
Instructional Materials Adoptions – D	Schnepp
New High School Courses – D	Schnepp
Williams Complaint Report – R	Simlick
Proposed Board Meeting Dates for 2022-2023 – A	Board

APRIL 19 *(3rd Tuesday)*

Recognition: School Bus Driver's Appreciation Day (Apr. 26) – A	Oropallo
Recognition: National Nurses Week and National School Nurse Day (May 6-12 & May 11) – A	Calvin
Technology Update – R	Skibitzki
*Instructional Materials Adoptions – A [Discussed 04/05/22]	Schnepp
*New High School Courses – A [Discussed 04/05/22]	Schnepp

MAY 10

Recognition: California Day of the Teacher (May 11) – A	Oropallo
Recognition: Classified School Employee Week (May 15-21) – A	Oropallo
Discovery Club Update – D	Townsend-Snider
Hearing Officer's Recommendation-2022 RIF (if applicable) – A	Simlick
*Approval of CTE 2022 Advisory Committee Roster – A	Schnepp
*Head Start/Early Head Start COLA Funding Allocation 2022-2023 – A	Townsend-Snider

MAY 24

Recognition: National Science Bowl (if applicable) – A	Schnepp
Recognition: Science Olympiad (if applicable) – A	Schnepp
Recognition: Academic Decathlon (if applicable) – A	Schnepp
*Head Start/Early Head Start Contract Resolution FY 2022-2023 – A	Townsend-Snider

JUNE 14

School Climate: Parent-Staff-Student Voice – R	Bassanelli
Public Hearing: LCAP – D	Bassanelli
Public Hearing: LCAP/Choices Charter School – D	Ginter
Public Hearing: Adoption of the 2022-2023 Budget – D	Stahlheber
Temporary Interfund Borrowing of Cash – A	Stahlheber
*CIF Superintendent Designation of Representatives 2022-2023 – A	Schnepp

JUNE 28

LCAP – A [Public Hearing 06/14/22]	Bassanelli
LCAP Choices Charter School – A [Public Hearing 06/14/22]	Ginter
Adoption of the 2022-2023 Budget – A [Public Hearing 06/14/22]	Stahlheber
*Consolidated Application, Spring Report 2021-2022 – A	Calvin

*2021-2022 Actuarial Report (OPEB) – A Oropallo
*Charter School 2020-2021 Audit Reports (Aspire, Atkinson, CMP, GIS, GV, OFY) – A Stahlheber

D=discussion; A=action; *=consent; R=report; PC=public comment