San Juan Unified School District
Regular Meeting of the Board of Education
3738 Walnut Avenue, Carmichael, California 95608

COVID-19 PUBLIC PARTICIPATION GUIDELINES

Please be advised the Board of Education meeting will be conducted telephonically only.

NOTICE is hereby given that a **telephonic** meeting of the Board of Education of the San Juan Unified School District is hereby called by the board president, and will be held at **6:30 p.m.**, on Tuesday, **December 15, 2020**. The district is taking all necessary steps to prevent and mitigate the effects of COVID-19 on our community. Therefore, in the interest of public health, in compliance with California Governor Gavin Newsom's Executive Orders N-25-20 and N-35-20, the California State Public Health Officer's December 3 Regional Stay At Home Order, the Order issued by the Sacramento County Health Officer, directing all individuals to stay at home or at their residence and prohibiting all non-essential gatherings of any number, and all applicable provisions of federal and state law, this Board of Education meeting will be held telephonically. Staff and others presenting at the meeting will be calling in via the Zoom video conferencing platform from separate locations.

Given the above-identified orders and the need to ensure the health and safety of the staff and the public as a whole, **physical attendance by the public cannot be accommodated;** however, the district is making significant efforts to ensure public participation during this Board of Education meeting, and has taken the following steps to assist the public in accessing the meeting:

1. Online Submission of Public Comment. Public comments may be submitted using the comment form located on the district website at http://www.sanjuan.edu/boardmeeting. If you wish to submit a public comment on more than one agenda item, please submit a separate form for each item on which you are commenting. Comments received by 6:00 p.m., on December 15, 2020, will be provided to the members of the board in writing prior to the meeting. Comments received after 6:00 p.m., on December 15, 2020, may be read on the record during this meeting.

   All public comments will be limited to two (2) minutes or approximately 1,500 characters. Any portion of a comment extending past two (2) minutes or the approximate 1,500-character limit may not be read aloud due to time restrictions. All written comments that are not read into the record will be provided to the board members for review, provided that such comments are received prior to the end of the meeting. Please be aware that written public comments, including your name, may become public information.

   Under the Ralph M. Brown Act, the board is unable to respond to any individual comments or questions regarding items not on the agenda; however, the board listens carefully to all public comments and appreciates community input and participation.

2. Zoom Video Conferencing. Members of the public can make public comments via the Zoom conferencing platform. Members of the public can access Zoom from a computer, mobile device or tablet at http://www.sanjuan.edu/boardmeeting. All public comments will be limited to two (2) minutes.

3. Translation/Interpretation. Translation and interpretation services will be made available upon request with advance notice. If you wish to utilize these services, please notify the district at (916) 971-7111, or stephanie.cunningham@sanjuan.edu by noon on December 14, 2020. This allows for the scheduling of appropriate translation staff and other resources.

4. Disability Accommodations. A person with a disability may contact the Board of Education office at (916) 971-7111, or email stephanie.cunningham@sanjuan.edu at least 48 hours before the scheduled board meeting to request receipt of an agenda and other distributed writings in an appropriate alternative format or to request disability-related modifications or accommodations, including auxiliary aids or services, in order to participate in the public board meeting.

Thank you in advance for your cooperation. Our community's health and safety is our highest priority. The business to be considered at this board meeting is on the following agenda:

A. OPEN SESSION/CALL TO ORDER/ANNOUNCEMENT OF CLOSED SESSION TOPICS – 5:30 p.m.

1. Visitor Comments (for closed session agenda items only)
   Board Bylaw 9323 limits visitor comments to two (2) minutes per speaker, with no more than 30 minutes per single topic. Time will be extended for any speaker who uses an interpreter.

B. CLOSED SESSION – 5:30 p.m.

1. Student readmission in two cases (Education Code section 48918[f]).
2. Collective bargaining matters – discussion with negotiator Jim Shoemake, Assistant Superintendent, Schools and Labor Relations, regarding CSEA Chapter 127 General/Operations support, Chauffeurs/Teamsters Local No. 150 Transportation, Supervisors, Teachers and Certificated Supervisory units; and regarding non-represented groups: management and confidential units (Government Code section 54957.6).

C. RECONVENE OPEN SESSION/PLEDGE OF ALLEGIANCE – 6:30 p.m.

D. ORGANIZATIONAL MEETING – Election of Officers/Representatives/Determinations – 6:35 p.m. (Villescaz)
Comment: At the November 17, 2020, board meeting, the board selected December 15, 2020, as the date for the annual organizational meeting of the Board of Education to take the following actions:

1. Election of officers: president, vice president, clerk
2. Selection of board representatives to the following committees [past/current representatives noted]:
   a. Board Advisory Committees
      i. Citizens/Bond Oversight Committee [Hernandez; Villescaz (alt.)]
      ii. Curriculum, Standards, Instructional and Student Services Committee [Costa; McKibbin (alt.)]
      iii. Facilities Committee [Hernandez; Creason (alt.)]
   b. District Committees
      i. District Audit Committee [Hernandez and Villescaz]
      ii. Local Control and Accountability Plan Parent Advisory Committee (LCAP PAC) and LCAP Ad Hoc Committee [McKibbin; Creason (alt.)]
   c. Parent Committees
      i. District English Learner Advisory Committee (DELAC) [Costa; Villescaz (alt.)]
      ii. Special Education Community Advisory Committee (CAC) [Creason; Villescaz (alt.)]
   d. Other Board-Represented Committees
      i. California School Boards Association (CSBA) Delegate Assembly; 2-year term from April 1, 2021 through March 31, 2023 [Costa term ends March 31, 2021; McKibbin term ends March 31, 2022]
      ii. City of Citrus Heights Education and Community Programs Committee [Villescaz and McKibbin]
      iii. Sacramento County School Boards Association [McKibbin; Creason (alt.)]
3. Establishment of regular board meeting dates and starting/ending times [presently scheduled for the second and fourth Tuesdays of the month at 6:30 p.m., and workshops as needed].
4. Determination of board meeting locations [presently held in the board room at 3738 Walnut Avenue].
5. Approve board members' remuneration in accordance with Board Bylaw 9250(a) – "The fee to be paid shall be the maximum amount allowable by law". The current amount is $787.50 per month.

E. APPROVAL OF THE MINUTES – November 17, 2020, regular meeting, pages 2287-2291.

F. ORGANIZATIONS/ANNOUNCEMENTS – 6:50 p.m.

1. **High School Student Council Reports**
2. **Staff Reports**
3. **Board-appointed/District Committees**
4. **Employee Organizations**
5. **Other District Organizations**
6. **Closed Session/Expulsion Actions** (Government Code section 54957.1)

G. VISITOR COMMENTS – 7:00 p.m.

Board Bylaw 9323 limits visitor comments to two (2) minutes per speaker, with no more than 30 minutes per single topic. Time will be extended for any speaker who uses an interpreter.

H. CONSENT CALENDAR – H-1/H-7 – 7:30 p.m.

Action: The administration recommends that the consent calendar, H-1 through H-7, regarding regular business items, be approved. Any item may be removed for further discussion and separate action following consideration of remaining agenda items.

1. *Personnel – appointments, leaves of absence, separations, job descriptions/salary range change and cabinet contracts/extension of contract.

2. *Purchasing Report – change orders and construction and public works bids.

3. *Business/Financial Report – notices of completion and warrants and payroll.

4. Acceptance of the following gifts:
   Family and Community Engagement: from Carmichael Rotary – for Smart & Final gift card to fulfill San Juan Central food closet, as needed: $500; from Kiwanis Club of Carmichael Foundation – for San Juan Central food closet: $189.
   Greer Elementary School: from DonorsChoose.org – for Buck Institute project-based learning certification professional development workshop for Ashley Penney: $1,000; from Target Corporation – for distance learning supplies: $5,000.
   White House Counseling Center: from Elaine Bonnington: $2,000.

5. *Approval to dispose of surplus property pursuant to Board Policy 3270 and Education Code sections 17545 and 17546.

6. *Approval of three members to the Local Control and Accountability Plan Parent Advisory Committee (LCAP PAC).

7. *Adoption of Resolution No. 3015, approving the fifth amendment to the design-build contract for the Casa Roble Fundamental High School new construction and Career Technical Education modernization project.

*Material provided.

I. CONSENT CALENDAR (continued, if necessary)

Discussion and action on the items removed from the consent calendar.

J. BUSINESS ITEMS

1. 2019-2020 Audit Report – 7:35 p.m. (Stephens)

Material provided.

Action: The superintendent is recommending that the board accept the 2019-2020 audit report as prepared by the district's independent auditor.

2. 2020-2021 First Interim and Budget/Financial Status Report – 7:55 p.m. (Stephens)

Material provided.

Action: The superintendent is recommending that the board review and approve the 2020-2021 First Interim Report.

3. Local Control Funding Formula Budget Overview for Parents – 8:20 p.m. (Schnepp)

Material provided.

Action: The superintendent is recommending that the board review and adopt the Local Control Funding Formula Budget Overview for Parents.

4. Choices Charter School Local Control Funding Formula Budget Overview for Parents – 8:35 p.m. (Flagler)

Material provided.

Action: The superintendent is recommending that the board review and adopt the Choices Charter School Local Control Funding Formula Budget Overview for Parents.

5. Textbook Adoption: Science TK-5 – 8:45 p.m. (Schnepp)
Material provided.

Discussion: regarding the Report II related to the new textbook adoption for science TK-5. Action anticipated: 01/12/2021.

6. Choices Charter School: One-Time, Off-Schedule Payment – 9:00 p.m. (Flagler)
Material provided. (Discussed: 11/17/2020)

Action: The superintendent is recommending that the board approve a request from Choices Charter School to provide a one-time, off-schedule payment.

7. Public Hearing No. 2: Aspire Charter School Renewal Petition – 9:05 p.m. (Flagler)
Material provided. (Public Hearing No. 1/Discussed: 10/13/2020)

Public Hearing/Action: The superintendent is recommending that the board grant the Aspire Alexander Twilight College Preparatory Academy and Aspire Alexander Twilight Secondary Academy charter renewal petitions for a term of five years from July 1, 2021 through June 30, 2026.

8. Intent to Convey Easement at Howe Avenue Elementary School – 9:10 p.m. (Camarda)
Material provided.

Action: The superintendent is recommending that the board adopt Resolution No. 3016 declaring the intent to convey a permanent easement at Howe Avenue Elementary School to the County of Sacramento and to call a public hearing to be held on January 12, 2021.

9. Tentative Agreement: CSEA – 9:15 p.m. (Shoemake)
Material provided. (Discussed: 11/17/2020)

Action: The superintendent is recommending that the board approve the tentative agreement between California School Employees Association (CSEA) Chapter 127 and SJUSD.

10. Minimum Wage Increase: CSEA and Teamsters Salary Schedules – 9:20 p.m. (Oropallo)
Material provided.

Action: The superintendent is recommending that the board approve salary changes to reflect the January 1, 2021, minimum wage increase to $14.00 per hour for CSEA and Teamsters for specific identified ranges.

11. Minimum Wage Increase: Short Term, Temporary Salary Schedule – 9:25 p.m. (Oropallo)
Material provided.

Action: The superintendent is recommending that the board approve salary changes to reflect the January 1, 2021, minimum wage increase to $14.00 per hour for certain job classifications.

12. Governance Handbook Annual Update – 9:30 p.m. (Board)
Material provided.

Discussion/Action: regarding the annual update to the Governance Handbook.

K. BOARD REPORTS – 9:35 p.m.

L. FUTURE AGENDA – 9:45 p.m.
The board may wish to identify items to be discussed at future meetings and the reasons therefore.

M. VISITOR COMMENTS – 9:50 p.m.

B. CLOSED SESSION (continued, if necessary)
Announcement of topics/announcement of actions.

N. ADJOURNMENT – 9:55 p.m.

The Board of Education welcomes and encourages the public's participation at the board meetings and has devoted time throughout the meeting for that purpose. You may comment on items included on this agenda; however, we ask that you limit your comments to two (2) minutes, so that as many people as possible may be heard (Education Code section 35145.5, Government Code section 54954.3). When an item indicates "material provided," the additional information is available prior to the meeting in the Information and Communication Office, 3738 Walnut Avenue, Carmichael, (916) 979-8281, or on the district website at www.sanjuan.edu.

A person with a disability may contact the Board of Education office at (916) 971-7111, or email ***stephanie.cunningham@sanjuan.edu*** *at least 48 hours before the scheduled board meeting to request receipt of an agenda and other distributed writings in an appropriate alternative format, or to request disability-related modifications or accommodations, including auxiliary aids or services, in order to participate in the public board meeting.*

NOTE: The times indicated are approximate.

Mission Statement

Valuing diversity and excellence, the San Juan Unified School District's mission is to educate and inspire each student to succeed and responsibly contribute to a radically evolving world by providing innovative, rigorous, student-focused instruction and programs in a safe, caring and collaborative learning community.

San Juan Unified School District
Board of Education
3738 Walnut Avenue, Carmichael, California 95608

Board of Education Minutes
November 17, 2020

Regular Meeting
Board of Education
5:45 p.m.

Call to Order (A)
The November 17 regular meeting was called to order by the president, Paula Villescaz. Presenters participated via the Zoom platform and were not present in the board room. Public attendance was provided via the Zoom platform as well as a live stream on the district's YouTube channel.

Roll Call
Present:
Paula Villescaz, president
Michael McKibbin, Ed.D., vice president
Zima Creason, clerk
Pam Costa, member
Saul Hernandez, member (via Zoom)

Visitor Comment: Closed Session (A-1)
There were no visitor comments regarding closed session.

Closed Session (B)
The meeting was then recessed, with the board convening in closed session to discuss with negotiator Jim Shoemake, Assistant Superintendent, Schools and Labor Relations, regarding CSEA Chapter 127 General/Operations support, Chauffeurs/Teamsters Local No. 150 Transportation, Supervisors, Teachers and Certificated Supervisory units; and regarding non-represented groups: management and confidential units (Government Code section 54957.6).

Reconvene Open Session/Pledge of Allegiance (C)
At 6:30 p.m., four members of the Casa Roble Fundamental High School Air Force Jr. ROTC virtually led the group in the Pledge of Allegiance. Ms. Villescaz then explained the two methods (electronically or on Zoom) available to submit public comments for tonight's meeting.

Minutes Approved (D)
It was moved by Dr. McKibbin, seconded by Ms. Creason, that the minutes of the October 27 regular meeting be approved. MOTION CARRIED UNANIMOUSLY [Villescaz, McKibbin, Creason, Costa, Hernandez].

High School Student Council Reports (E-1)
High School Student Council representatives Jullianna Pingul from Mesa Verde High School and Reem Saleem from Mira Loma High School updated the board on the goals, activities and achievements at their respective schools.

Staff Reports (E-2)
Superintendent Kern shared additional details about the instructional model that will be implemented when schools reopen for in-person instruction, noting how three key considerations (maximizing health and safety, minimizing disruption and agile starting point) influenced the decision. Board members made comments and posed questions.

Employee Organizations (E-4)
SJTA President Bill Simmons commented on the imposed model of instructional, safety precautions, working conditions and the communication related to the announcement of the selected instructional model.

Closed Session/Expulsion Actions (E-6)
There were no closed session actions to report.

Visitor Comments (F)
[via Zoom]:
Zachary Erickson commented on the survey results and the instructional model that was chosen.

Dee Fitzs expressed concerns about the survey and its results, and also a Casa Roble YouTube video.

Louisa Burke spoke about the district's core values and expressed support for in-person learning.

Karah Tovar spoke in favor of remaining in distance learning and commented on the inequities of the survey.

Keri Wanner spoke about students with IEPs and expressed support for in-person learning.

Kristen Sorabji expressed concerns regarding the number of instructional minutes for kindergarteners.

Margot Frost spoke about the challenges of distance learning.

Darrell Daniel stated that the survey was inefficient and that distance learning is unfair to parents.

Tamara, a fifth-grade student, shared that she wants to return to in-person learning full time.

Chris Ricaurte spoke in response to comments made by SJTA.

Kayla Chambers expressed concerns about the daily schedule being difficult for teachers and parents to manage.

Sabrina Bernardo made remarks about the homeschool option, noting that the waitlist is full.

Jeremiah Allen's mom stated she supports teachers and the recent change to require face coverings for all students.

Hailey Heller shared her frustrations with distance learning and stated that teachers and parents want four days per week of instruction.

Consent Calendar Approved (G-1/G-14)
Ms. Creason asked that item G-8 be added to the future agenda as a business item.

It was moved by Ms. Creason, seconded by Dr. McKibbin, that the consent calendar items G-1 through G-14 be approved. MOTION CARRIED UNANIMOUSLY [Villescaz, McKibbin, Creason, Costa, Hernandez].

Personnel (G-1)
Appointments, leaves of absence and separations — approved as submitted.

Purchasing Report (G-2)
Purchase orders and service agreements, change orders, construction and public works bids and piggyback contracts — approved as submitted.

Business/Financial Report (G-3)
Notices of completion and quarterly investment report — approved as submitted.

Gifts (G-4)
Acceptance of gifts to Dyer-Kelly Elementary School, Greer Elementary School, McKinney-Vento program and San Juan High School.

Disposal of Surplus Property (G-5)
Approval to dispose of surplus property pursuant to board policy 3270 and Education Code sections 17545 and 17546.

School Plan for Student Achievement (G-6)
Approval of the 2020-2021 School Plan for Student Achievement (SPSA) and corresponding budgets for each school site, including those identified for Comprehensive Support and Improvement (CSI).

Contract Between SJUSD White House Counseling and Sacramento County Department of Health Services (G-7)
Approval of Contract No. 7202400-21-197 between SJUSD White House Counseling Center and Sacramento County Department of Health Services effective July 1, 2020 through June 30, 2021.

Comprehensive Coordinated Early Intervening Services (CCEIS) Plan (G-8)
Approval of the abstract of the 2020-2021 Comprehensive Coordinated Early Intervening Services (CCEIS) plan.

Grant: Career Technical Education Incentive Grant (G-9)
Approval to implement the following grant, if funded: Career Technical Education Incentive Grant, 2020-2021.

Grant: K-12 Strong Workforce Program (G-10)
Approval to implement the following grant, if funded: K-12 Strong Workforce Program, 2021-2023.

Grant: Middle School Foundation Academies Supplemental Grant (G-11)
Approval to implement the following grant: Middle School Foundation Academies Supplemental Grant.

Resolution No. 3012: Encina Preparatory High School Lease Amendment for Gymnasiums Upgrades (G-12)
Adoption of Resolution No. 3012, approving the second amendment to the lease agreement for the Encina Preparatory High School gymnasiums HVAC and roofing upgrades, Project No. 202-9390-N1 between SJUSD and Clark & Sullivan Builders, Inc. dba Clark/Sullivan Construction.

Resolution No. 3013: Mira Loma High School Lease Amendment for Gymnasiums Upgrades (G-13)
Adoption of Resolution No. 3013, approving the second amendment to the lease agreement for the Mira Loma High School gymnasiums HVAC and roofing upgrades, Project No. 205-9390-P1 between SJUSD and Clark & Sullivan Builders, Inc. dba Clark/Sullivan Construction.

Resolution No. 3014: Design/Build Contract Amendment for Del Campo High School New Science/Media Building and CTE Modernization Project (G-14)
Adoption of Resolution No. 3014, approving the third amendment to the design/build contract for the Del Campo High School new science/media building and CTE modernization project.

Special Education Update (I-1)
Assistant Superintendent of Educational Services Debra Calvin, Ed.D. introduced Special Education Director Vanessa Adolphson who provided an update on special education in-person assessments and in-person instruction and services for students with moderate to severe needs. Principal Stephanie Malia spoke about the preparations that took place at Arden Middle School prior to students returning and Special Education Practitioner Michele Kelly explained some of the successes and challenges with the new assessment protocols. Ms. Adolphson reviewed the in-person daily schedule for self-contained mild/moderate and moderate/severe programs, and she discussed the current enrollment numbers. Principal James Reinhard spoke about the planning that went into the reopening of the special education programs at Coyle Avenue Elementary School, which he said was a team effort. Special Education Practitioner Josh Brouillet shared information about what it is like in the classroom with the current safety precautions in place. Ms. Adolphson shared details related to the special education meet and greets and the parent workshops that are taking place this school year, and she also thanked the team who worked on the safety guidelines and preparations.

Mr. Hernandez thanked all those involved in getting the moderate/severe students back to the classroom, emphasizing that by working together many things can be accomplished. Ms. Costa echoed that it was good to have students back in classrooms, and she hopes to learn more about the reasons why some families chose not to return to the classrooms. Ms. Costa also commended Ms. Adolphson on the amazing job she has done with the community and thanked the special education team for the high-quality work related to the parent meetings and workshops. Ms. Creason shared that she recently visited Laurel Ruff Transition School and Ralph Richardson Center and was very impressed with how the systems were working and how the students were engaged. Dr. McKibbin inquired if students were able to keep their face masks on throughout the day, which Mr. Reinhard and Ms. Kelly addressed. Ms. Villescaz commented that students will follow the

good example of the community regarding face mask requirements, that it was uplifting to see students back in the classroom and she thanked everyone involved with the work. Ms. Villescaz also inquired about enrollment trends, which Mr. Brouillet shared that the enrollment in his class has increased after the initial anxiety subsided.

Family and Community Engagement Update (I-2)
Senior Director of Community Relations Trent Allen introduced Director of Family Engagement and Partnership Development Lisa Borrego who provided an overview of the activities, projects and partnerships of the Family and Community Engagement (FACE) department since distance learning began. Coordinator of Family Engagement Bonita Aytch reviewed the benefits of effective family engagement and highlighted some of the programs that have started since March. Parent/Family Support Ambassador Maria Godoy spoke about how she supports Latino families in the district. Ms. Godoy also shared written comments from Gabriel Conejo regarding his experiences as a student at Mesa Verde High School. Ashlynn Gordon shared her experiences as a student at Mesa Verde High School. Encina Preparatory High School Vice Principal Michele Speed spoke regarding the CCEIS plan and the early work related to serving this targeted group of students, and she also spoke about the successes and challenges related to distance learning. District Community Engagement Specialist Natalia Aguirre highlighted some of the community partnerships that have developed since March. President of Carmichael Kiwanis Judee Shoemaker shared details about the numerous partnerships that the organization has with the district. Ms. Borrego shared the next steps for Spring 2021, which includes continuing connections and engagement with school sites and families. Mr. Allen thanked Ms. Borrego for her work and wished her well in her new position at the California Department of Education.

Mr. Hernandez stated that he enjoyed hearing from the students about the programs that are helping them to become great leaders. Mr. Hernandez also thanked both the community partners and Ms. Borrego for their work. Ms. Costa expressed thanks to the FACE team, the inspirational students and the community partners, and she wished Ms. Borrego the best of luck. Ms. Creason expressed appreciation for the work of the FACE department and Ms. Borrego, and she commended Ms. Gordon on the presentation. Ms. Creason inquired about how parent ambassadors engage with parents, which Ms. Aytch, Ms. Godoy and Parent/Family Support Ambassador Anthony Brooks provided examples. Ms. Creason also thanked the many partners who have come together for the kids. Dr. McKibbin inquired about the Spanish leadership academy, which Ms. Godoy and Ms. Aytch elaborated on, and he also thanked Ms. Borrego for her work. Ms. Villescaz thanked the Mesa Verde students for their remarks, stated that the community partner support is overwhelming and heartwarming, and thanked the FACE team and Ms. Borrego for her service.

New Board Policy 0415 – Equity (I-3)
Assistant Superintendent Debra Calvin, Ed.D. presented the topic. Ms. Costa commended staff for its ongoing work regarding equity, stating that the policy feels like it brings it all together. Ms. Villescaz thanked the equity team for its work and stated that she is proud to have this policy. Dr. McKibbin echoed Ms. Costa's remarks, noting that the policy reflects passion and that it is important it becomes a part of who we are and what we are striving for.

It was moved by Ms. Costa, seconded by Dr. McKibbin, to adopt Board Policy 0415 regarding equity. MOTION CARRIED UNANIMOUSLY [Villescaz, McKibbin, Creason, Costa, Hernandez].

Revisions to Board Policies 5141.52, 5111, 5111.1, 5125, 5121.1, 0410, 4030 and 5145.3 (I-4)
General Counsel Linda Simlick presented revisions to eight board policies as part of the Federal Monitoring Process.

It was moved by Mr. Hernandez, seconded by Ms. Creason, to adopt the revisions to the following board policies: Board Policy 5141.52 Suicide Prevention, Board Policy 5111 Admission, Board Policy 5111.1 District Residency, Board Policy 5125 Student Records, Board Policy 5121.1 Directory Information, Board Policy 0410 Nondiscrimination In District Programs and Activities, Board Policy 4030 Nondiscrimination In Employment and Board Policy 5145.3 Nondiscrimination/Harassment. MOTION CARRIED UNANIMOUSLY [Villescaz, McKibbin, Creason, Costa, Hernandez].

Choices Charter School: One-Time, Off-Schedule Payment (I-5)
Director of Admissions and Family Services Michele Flagler presented a request from Choices Charter School to provide a one-time, off-schedule payment to its employees equal to 2% of each member's new annualized base salary and stipends, which is commensurate with what the district previously provided its own employees. There being no questions or comments from the board, action was scheduled for December 15.

Tentative Agreement: California School Employees Association (CSEA) (I-6)
Assistant Superintendent of School and Labor Relations Jim Shoemake explained that a tentative agreement has been reached between CSEA and SJUSD. Ms. Costa stated she felt positive about the fact that the agreement was ratified by 85

percent of CSEA members and that some of the long-standing issues were addressed. Ms. Creason thanked both sides for putting this together. Dr. McKibbin said the pilot program appears promising. Ms. Villescaz thanked everyone for the hard work. Action was scheduled for December 15.

California Voting Rights Act Update (I-7)
General Counsel Linda Simlick provided a brief update regarding the California Voting Rights Act (CVRA). Ms. Simlick explained that the district's current plan is to resume the process to transition from at-large to by-trustee area board elections once students return to in-person instruction and it is safe to re-engage the community, following the guidelines of the Sacramento Public Health Department and the California Department of Public Health.

[via Zoom]:
Tenille Stewart expressed disappointment with the delay, stating that this should have already been in place for the last election.

[via electronic comment form, and read aloud by Trent Allen, Senior Director of Community Relations]:
Scott Rafferty made comments regarding CVRA and expressed support for electing two trustees from minority areas in 2021.

Ms. Creason reiterated her commitment to this process by 2022, noting the delays in the 2020 Census timelines. Ms. Villescaz also reaffirmed her commitment to this process.

Set Annual Organizational Meeting (I-8)
It was moved by Ms. Creason, seconded by Ms. Costa, to set Tuesday, December 15, 2020, at 6:30 p.m., as the date and time for the annual organizational meeting. MOTION CARRIED UNANIMOUSLY [Villescaz, McKibbin, Creason, Costa, Hernandez].

Board Reports (J)
Ms. Creason reported that she enjoyed her recent visits to Laurel Ruff Transition School and Ralph Richardson Center, and she recognized the work of Project Optimism and thanked FACE for organizing the Signs of Suicide workshop.

Dr. McKibbin shared that he recently completed the coursework for CSBA's Masters in Governance, and he thanked Ms. Costa for encouraging him to finish the program.

Future Agenda (K)
Ms. Villescaz repeated Ms. Creason's earlier request to have item G-8 return as a future business item.

Visitor Comments (L)
[via Zoom]:
Tenille Stewart inquired on the status of touch screen devices for students in grades TK-2.

Caroline Casteneda thanked the board for its work on behalf of children and advocated for having an individual screen shot of each board member during the meeting.

Adjournment (M)
At 9:25 p.m., there being no further business, the regular meeting was adjourned.

_____ _____
Paula Villescaz, President Kent Kern, Executive Secretary

Approved: _____
:sc

HUMAN RESOURCES

The following reports are submitted for board approval

Personnel Pages	Page #
Appointments	
Management	1
Certificated	1
Classified	1
Leaves of Absence	
Management	
Certificated	1
Classified	1
Separations	
Management	1
Certificated	1
Classified	1 - 2
Pre-Retirement Reduced Workload	
Reassignments/Change in Work Year	
Errata	
Job Description/Salary Range Change	
Management	
Certificated	
Classified	2 – 5
Unrepresented	
Cabinet Contracts/Extension of Contract	2
Recommendation to Extend A District Intern Credential	
Certificated	
Credential Approval Recommendations	
Certificated	
Charter School Personnel Actions	
Choices	

1. APPOINTMENTS

MANAGEMENT

Type	Name	Status	Assignment	Location	Effective Date (s)
Promotion	Lauder, Jessica	Prob	Asst Director, Special Ed	Special Education	11/30/2020

CERTIFICATED

Type	Name	Status	Assignment	Location	Effective Date (s)	
New Hire	Sanders, Kirsten	Temp	Tch-English Lang Develop	Cottage	11/12/20	06/09/21
Rehire	Twilla, Deborah	Temp	Tch-Independent Study	El Sereno	11/30/20	06/09/21

CLASSIFIED

Type	Name	Status	Assignment	Location	Effective Date (s)
New Hire	Bromstad, Joseph	Prob	Bus Driver	Transportation	11/09/20
New Hire	Eiers, Scott	Prob	Instructional Assistant III	Casa Roble	11/12/20
New Hire	Evans, Lynell	Prob	Bus Attendant	Transportation	11/16/20
New Hire	Fisher, Kimberly	Prob	Intermediate Clerk Typist	Del Campo	11/16/20
New Hire	Galvan Jr., Xavier	Prob	Custodian	Mira Loma	11/16/20
New Hire	Moon, Boeun	Prob	Bus Attendant	Transportation	11/16/20
New Hire	Sediqi, Khwaja	Prob	IA-Bilingual-Dari	Howe Avenue	11/20/20
New Hire	Symes, Courtney	Prob	Instructional Assistant III	Carmichael	11/10/20
New Hire	Tufto, Casey	Prob	Instructional Assistant II	Trajan	11/19/20
New Hire	Zaki, Fada Mohamma	Prob	IA-Bilingual-Dari	Starr King	11/30/20
Rehire	Gold, Lisa	Prob	Fiscal Technician II	Teaching and Learning	12/07/20
Rehire	Inpyn, Rebecca	Prob	Communication Specialist	Communications	11/24/20
Rehire	Lambert, Victoria	Prob	IA-Bilingual-Spanish	Kingswood	12/03/20
Rehire	Mitchell, Stephanie	Prob	Instructional Assistant II	Legette	11/10/20
Rehire	Rushing, Allison	Prob	Child Develop Assistant-IT	Arlington Heights	11/19/20
Rehire	Titterington, Corey	Prob	Heating/Air Cond Tech II	Maintenance and Operations	11/16/20
Rehire	Williams, Tierza	Prob	Instructional Assistant II	Howe Avenue	11/16/20

2. LEAVES OF ABSENCE

CERTIFICATED

Type	Name	Status	Assignment	Location	Effective Date (s)	
Unpaid	Shaw, Sonja	Perm	Teacher Grade 3	Gold River	08/11/20	06/09/21

CLASSIFIED

Type	Name	Status	Assignment	Location	Effective Date (s)	
Unpaid	Atkinson-Rodgers, Natasha	Perm	Bus Driver	Transportation	12/01/20	02/28/21
Unpaid	Heise, Sara	Perm	Child Develop Assistant-IT	Dyer-Kelly ECE	08/20/20	06/09/21
Unpaid	Pelton, Alice	Perm	IA-Ortho/Visually Impaired	Mira Loma	12/01/20	12/31/20

3. SEPARATIONS

MANAGEMENT

Type	Name	Status	Assignment	Location	Effective Date (s)
Resignation	Hudson, Megan	Perm	Asst Director, Special Ed	Special Education	12/02/20

CERTIFICATED

Type	Name	Status	Assignment	Location	Effective Date (s)
Resignation	Brandt, Jason	Perm	Teacher Grade 7/8	Pasteur	12/31/20
Suspension	CE 320	Perm	Teacher	Teaching and Learning	12/16/20

CLASSIFIED

Type	Name	Status	Assignment	Location	Effective Date (s)
Resignation	Altamira, Shirley	Prob	Mental Health Therapist	White House Counseling	11/13/20
Resignation	Fowler, Catherine	Perm	Admin Assistant IV	Maintenance and Operations	12/03/20

3. SEPARATIONS (Continued)

CLASSIFIED

Type	Name	Status	Assignment	Location	Effective Date (s)
Resignation	Gillham, Karen	Perm	Employee Benefits Tech	Human Resources	11/20/20
Resignation	Haft Shayjani, Bahar	Perm	IA-Bilingual-Farsi	El Camino	11/30/20
Resignation	Hofstetter, Heather	Perm	Instructional Assistant III	Legette	11/30/20
Resignation	Huerta, Laura	Perm	Custodian	Orangevale Open	11/25/20
Resignation	Jalalifard, Mariam	Perm	IA-Bilingual-Farsi	Starr King	11/13/20
Resignation	Lowery, Emily	Perm	Instructional Assistant II	Mira Loma	10/30/20
Resignation	Morse, Colton	Prob	Custodian	Casa Roble	11/12/20
Resignation	Pullano, Natalie	Perm	Instructional Assistant II	Arcade	11/20/20
Resignation	Purvis, Erin	Prob	Instructional Assistant III	General Davie Jr.	12/01/20
Resignation	Regoli, Kimberly	Prob	Nutrition Services Worker I	Churchill	11/06/20
Resignation	Swanson, Susan	Perm	Instructional Assistant II	Laurel Ruff	11/13/20
Resignation	Terrill, Mark	Prob	Custodian	Del Paso Manor	12/02/20
Resignation	Wise, Brandon	Perm	Elementary Head Custodian	Oakview	11/12/20
Resignation	Yushchuk, Nastia	Perm	Nutrition Services Worker I	San Juan	11/04/20
Retirement	Thompson, Tommy	Perm	Lead Equip Mechanic	Maintenance and Operations	11/20/20
Termination	Hay, Mark	Perm	Custodian	Garfield	11/19/20
Termination	Haynes, Larry	Perm	Custodian	Mariposa	11/20/20
Dismissal	CL 497	Perm	Bus Driver	Transportation	12/16/20
Suspension	CL 498	Perm	Nutrition Services Worker I	Nutrition Services	12/16/20

4. JOB DESCRIPTION / SALARY RANGE CHANGE

CLASSIFIED

Class Title	Unit	New/Update	Old Salary Range	New Salary Range	Effective Date (s)
Safety Specialist, Safe Routes to Schools	CSEA	Update	40	N/A	12/16/20

5. CABINET CONTRACTS/EXTENSION OF CONTRACT

Type	Name	Assignment	Location	Effective Date (s)
Cabinet Contract	Messer, Rick	Assistant Superintendent, Secondary Education	Teaching and Learning	12/16/20

POSITION TITLE: Safety Specialist - Safe Routes to School

DEFINITION: Under general direction, responsible for coordinating, organizing, and implementing grant initiatives specific to the Safe Routes to Schools (SRTS) programs; helps to plan and develop activities, assists with delivering trainings and maintain records related to safety programs and practices disseminates emergency preparedness policies, procedures and information; performs related work as required.

DIRECTLY RESPONSIBLE TO: Coordinator, Safe Schools Field Operations

SUPERVISION OVER: N/A

DUTIES AND RESPONSIBILTIES: (Any one position may not include all of the duties listed; the listed examples do not include all duties and responsibilities that may be found in positions within this classification.):

1. Coordinates with designated school site administration and staff to develop Safe Routes to Schools assessments and maintains and updates existing assessment documentation as required.
2. Routinely audits the effectiveness of programs in coordination with district staff and actively involves members of the community and county or city transportation services throughout the audit process.
3. Responsible for the accurate reporting of information required by grant programs and ensuring designated school sites conduct student tallies and parent surveys as required.
4. Reviews grant proposals for school reconstruction projects to determine design features which affect traffic flow or student access to school sites
5. Develops and promotes transit education programs in collaboration with school sites and the Sacramento Regional Transit District (SacRT).
6. Provides training related to the pedestrian education, bicyclist education, and other assigned programs and develops accompanied training materials.
7. Makes recommendations for district training, activities and classes on safety related issues related to assigned areas of responsibilities and assists with implementing training programs.
8. Collaborates with district staff to develop schedules, support classroom instructors, and enhance curriculum at designated school sites participating in the bicyclist education program.
9. Routes information and/or calls received from external agencies (i.e. OSHA, Schools Insurance Authority, fire district, etc.) regarding safety related issues to appropriate district staff.
10. Prepares and maintains logs, manuals, procedures, reports and files related to safety and emergencies and notifies supervisor of deficiencies or non-compliance.
11. Collaborates with Risk Management and safety committees to review accident data and determine causes of accidents or injuries and makes recommendations to reduce or eliminate industrial injuries.
12. Serves as a department liaison to participate as a member of the district wellness committee.

13. May attend meetings held by school safety committees, school-site councils, or parent-teacher organizations, as assigned.
14. May visit sites where complaints and/or potential problems have been identified to assist technical staff in consolidating information and writing reports regarding problems.
15. Drafts responses to complaints; conducts limited site inspections to verify site compliance with rules and standards develop by the District.
16. Performs follow up visits to district sites to ensure corrective actions identified by other regulatory agencies have been completed.
17. Disseminates safety and emergency policies and procedures to district administration.
18. Prepares and maintains a District call list in the event of an emergency.
19. Serves as point of contact for the flow of information to and from disaster service agencies in the event of an emergency and may provide assistance in other areas associated with the business operations division.
20. Performs related work as required.

QUALIFICATIONS:

Education and Experience:
Any combination of training, education or experience which demonstrates ability to perform the duties of the position, preferably with experience in safety or employee training***;*** Bachelors degree in education, transportation/traffic engineering, safety or public health is preferred. Previous experience working in K-12 education and/or with Safe Routes to Schools programs and/or pedestrian and bicyclist advocacy programs is desired; ability to speak Spanish, Arabic, Farsi, Dari, Russian, or Ukrainian is desired.

Licenses and Certifications:
- Valid California Class C driver's license issued by the California Department of Motor Vehicles within 30 days of hire or before driving any vehicle requiring this license
- Valid League Cycling Instructor, or equivalent CyclingSavvy Instructor, certificate within 6 months of hire date

Knowledge, Skills, and Abilities:
- Knowledge of geographic information systems (GIS) concepts and related software
- Knowledge of principles and practices of training
- Knowledge of basic safe working practices
- Knowledge and skill in the use of computers and assorted software programs
- Knowledge of interpersonal skills using tact, patience, and courtesy
- Ability to learn and understand federal, state, and local laws, statutes and regulations relating to safety and disaster preparedness
- Ability to understand and follow verbal and written direction
- Ability to work independently, with minimum direction, and make decisions within the framework of established guidelines
- Ability to communicate effectively both verbally and in writing with administrators, staff, students, parents, and members of the community
- Ability to work effectively with all levels of district staff, parents, students, and the community
- Ability to use tact and diplomacy in dealing with issues and people
- Ability to develop and maintain simple websites or blogs for the program and documents
- Ability to maintain consistent, punctual and regular attendance

WORKING CONDITIONS:

Work Environment:
- Indoor office and outdoor environment
- Moderate noise

Typical Physical Characteristics: (with or without use of aids; consideration will be given to reasonable accommodation).
- Inspect documents and other written materials with fine print
- Operate office equipment requiring repetitive hand movement and fine coordination
- Communicate to exchange information in person, in small groups, and on the telephone
- Moves about schools and facilities to conduct work, including walking, standing, sitting, or remaining in a stationary position for long periods of time

Hazards:
- Outdoor weather conditions

Other Characteristics:
- Ability to work additional hours and weekends on occasions and respond to weekend and evening emergencies
- Ability to travel locally to attend trainings and community events related to areas of responsibility

This job description is not a complete statement of essential functions and responsibilities. The district retains the discretion to add or change typical duties of a position at any time.

Board Approved: 5/26/1998 (As Safety Analyst)
Revised: 11/10/1998 (Title change to Safety Specialist)
Revised: PENDING BOARD APPROVAL

SAN JUAN UNIFIED SCHOOL DISTRICT
BOARD OF EDUCATION

AGENDA ITEM: **H-2**
MEETING DATE: 12/15/2020

APPROVED: KS KK
Kent Stephens

Purchasing Contracts Report

The following reports are submitted for board approval/ratification:

	Inc	Page #
Purchase Orders & Service Agreements	NA	
Change Orders	✓	1
Construction & Public Works Bids	✓	2
Piggyback Contracts	NA	
Zero Dollar Contract	NA	
Bids/RFPs	NA	
Other	NA	
ERRATA	NA	

Purchasing Contracts Board Report
Change Orders/Amendments for Items $95,200

November 5, 2020 - November 18, 2020

Change Orders

PO#	Date	Vendor Name	Description	Original PO Amount $	Previous Approved C/O Totals $	Current C/O for Approval Amount $	New Contract Amount $	Responsibility
100172	11/17/2020	Lozano Smith	Legal fees for Facilities	$ 105,000.00	$ -	$ 90,000.00	$ 195,000.00	205, 216, Facilities
102457	12/1/2020	Campbell Keller	Additional furniture DHH special chairs for Dewey project 113-9306-J1 piggyback contract	$ 229,519.36	$ 190,213.58	$ 2,440.63	$ 422,173.57	216 - Facilities
6484	12/1/2020	Campbell Keller	Additional furniture Del Campo CTE project 207-9495-N1 piggyback contract	$ 209,706.45	$ 1,957.00	$ 6,601.64	$ 218,265.09	216 - Facilities
							$ -	

Service Agreement Change Orders

PO#	Date	Vendor Name	Description	Original PO Amount $	Previous Approved C/O Totals $	Current C/O for Approval Amount $	New Contract Amount $	Responsibility

Contract Consultant Amendments/Change Orders

PO#	Date	Vendor Name	Description	Original PO Amount $	Previous Approved C/O Totals $	Current C/O for Approval Amount $	New Contract Amount $	Responsibility
							$ -	
							$ -	
							$ -	
							$ -	
							$ -	

General Contract Change Orders

PO#	Date	Vendor Name	Description	Original PO Amount $	Previous Approved C/O Totals $	Current C/O for Approval Amount $	New Contract Amount $	Responsibility
7098	11/19/2020	Pro Builders	C/O #2 Paint the doors and classroom numbers on 3 portables for Deterding portable 112-9568-J2 project	$ 178,800.00	$ (15,000.00)	$ 951.00	$ 164,751.00	216 - Facilities
801472	12/1/2020	McCarthy Building Companies	Amendment #4 COVID 19 related cost and refurbishing north play fields for Del Paso Manor Full Site project 111-9332-P1	$ 29,000,000.00	$ 11,387,159.00	$ 250,000.00	$ 40,637,159.00	216 - Facilities

November 5, 2020 - November 25, 2020

Upon evaluation of the bids/contracts staff has awarded the following in accordance with all legal guidelines.

General Contract

Fund	Date	PO#	Bid #	Vendor Name	Description	Amount $	Responsibility

Other Contracts

Fund	Date	PO#	Bid #	Vendor Name	Description	Amount $	Responsibility
23	11/24/2020	103402	Piggyback	Campbell Keller	Book boxes for furniture around the district, install, and additions project 392-9306-J2	$ 212,831.43	217 - Facilities

New Addendum to Master Agreements

Fund	Date	PO#	Bid #	Vendor Name	Description	Amount $	Responsibility

SAN JUAN UNIFIED SCHOOL DISTRICT
BOARD OF EDUCATION

AGENDA ITEM: **H-3**
MEETING DATE: **12/15/2020**

APPROVED: KS KK
Kent Stephens

Business and Financial Report

The following reports are submitted for board approval/ratification:

	Inc	Page #
Easements/Leases		
Notices of Completion	✔	1
Quarterly Investment Report		
Warrants & Payroll	✔	2
Budget Revisions		
E-Rate		
ERRATA		

Notices of Completion - Board of Education

CONTRACTOR	PROJECT	DATE OF ACCEPTANCE	DATE RECORDED
Robert A. Bothman	PO#707346 Provide all labor, materials, equipment, tools, transportation and incidentals to provide construction of concession stand, restrooms and ticket booth at Mira Loma High School, 4000 Edison Avenue Sacramento, CA 95821 located in the San Juan Unified School District. Vendor: Robert A. Bothman	10/22/2020	10/30/2020

SAN JUAN UNIFIED SCHOOL DISTRICT
Accounting Services

WARRANTS & PAYROLL

VENDOR AND CONTRACT WARRANTS		
Fund		**October 2020**
01	General Fund	$ 6,685,475.41
09	Charter Schools	8,356.57
10	Special Ed Pass-Thru	806,410.00
11	Adult Education	238,034.01
12	Child Development	45,701.37
13	Food Service/Cafeteria	56,035.12
14	Deferred Maintenance	86,516.88
21	Building Fund	14,252.08
22	Measure S Building Fund	250.00
23	Measure J Building Fund	394,300.79
24	Measure N Building Fund	1,676,991.14
25	Capital Facilities	2,819.50
26	Measure P Building Fund	6,073,012.02
35	State Schools Facilities Fund	-
40	Sp Res FD -- Capital Outlay Proj	-
67	Self Insurance	3,376,230.23
95	Student Body	-
	TOTALS	**$ 19,464,385.12**

PAYROLL AND BENEFITS	
All Funds	**October 2020**
Certificated Payroll	$ 19,193,622.51
Classified Payroll	6,499,562.63
Benefits	12,536,416.02
TOTALS	**$ 38,229,601.16**

GRAND TOTAL $ 57,693,986.28

SAN JUAN UNIFIED SCHOOL DISTRICT
BOARD OF EDUCATION

AGENDA ITEM: H-5

MEETING DATE: 12/15/2020

SUBJECT: Surplus Property

CHECK ONE:
For Discussion: ☐
For Action: ☒
Report: ☐
Workshop: ☐
Recognition: ☐
Emergency Action: ☐

DEPARTMENT: Business Support Services

ACTION REQUESTED:
The superintendent is recommending that the board approve the disposal of surplus property pursuant to Board Policy 3270.

RATIONALE/BACKGROUND:
The governing board recognizes that the district may own personal property which is unusable, obsolete, or no longer needed by the district. The superintendent or designee shall arrange for the sale or disposal of district personal property in accordance with board policy and the requirements or state law.

The superintendent or designee shall identify to the board all items not needed by the district together with their estimated value and a recommended disposition.

ATTACHMENT(S):
A: List of Surplus Property

BOARD COMMITTEE ACTION/COMMENT:
N/A

PREVIOUS STAFF/BOARD ACTION:
Superintendent's Cabinet: 12/07/2020

FISCAL IMPACT:
Current Budget: $ N/A
Additional Budget: $ N/A
Funding Source: N/A
(unrestricted base, supplemental, other restricted, etc.)
Current Year Only ☐ Ongoing ☐

LCAP/STRATEGIC PLAN:
Goal: N/A Focus: N/A
Action: N/A

Strategic Plan: N/A

PREPARED BY: Susan Kane, Director, Business Support Services
Kent Stephens, Deputy Superintendent KS

APPROVED BY: Kent Kern, Superintendent of Schools KK

Board of Education Agenda Item
Surplus Property ***December 15th Meeting Date***

The following District property is unusable, obsolete, or no longer needed. The items are to be disposed of by sale, recycled, donated, or discarded as required by Board Policy 3270 Education Code 17545 and 17546.

Location/Site	Make	Model	Description	Serial #	Disposition
Arcade			1 Teacher Desk, 1 old couch		Discarded
Arlington			60 Student Chairs		Recycled
Cowan			29 Desks, 14 tables, 664 chairs, 31 file cabinets		Recycled
Cowan			42 Bookcases, 13 teacher desks, 22 chairs, 3 rugs		Recycled
Coyle	Prometheus	PRM-A8378-02	White Board	C1003030165	Ewaste
Dewey			154 Double desks, 10 tables, 569 chairs, 14 rugs		Recycled
Dewey			22 File cabinets, 84 bookcases, 15 desks, 28 chairs		
El Camino			10 Boxes of textbooks		Recycled
Garfield	HP		Computer	MXL2440KJL	Ewaste
Garfield			Monitor	3CQ8132T04	Ewaste
Garfield			Various cables, mouse		Ewaste
Green Oaks			20 Boxes of obsolete library books		Recycled
Howe			3 Boxes of instructional materials		Recycled
LeGette			32 Boxes of instructional materials		Recycled
Mariemont			Wooden shelves, cubbie unit, 1 file cabinet		Discarded
Mariemont			Broken double desk, table top		Discarded
Mira Loma			Obsolete books stored in the garage		Recycled
Mira Loma	HP	Compaq	Elite 8300 tower computer	2UA3300LYZ	Ewaste
Mira Loma	Apple	iMac	G5 computer	QP50101GPNZ	Ewaste
Mira Loma	Peach		Laminating machine	P330R-10H0250	Ewaste
Mira Loma	HP		Elite 8300 tower computer	2UA3300LZ0	Ewaste
Mira Loma	Acer	C720	Chromebook	NXSHEAA004429117A57600	Ewaste
Mira Loma	Acer	C740	Chromebook	NXEF2AA00252512AF87600	Ewaste
Mira Loma	Acer	C740	Chromebook	NXEF2AA002515159657600	Ewaste
Mira Loma	Acer	C740	Chromebook	NXSHEAA00440412EFA7600	Ewaste
Mira Loma	Acer	C740	Chromebook	NXSHEAA0044291767D7600	Ewaste
Mira Loma	Acer	C740	Chromebook	NXSHEAA0044341641F7600	Ewaste
Mira Loma	Acer	C740	Chromebook	NXSHEAA00442608D497600	Ewaste
Mira Loma	Acer	C740	Chromebook	NXSHEAA00442608D4E7600	Ewaste
Mira Loma	Acer	C740	Chromebook	NXSHEAA00442608B3F7600	Ewaste
Mira Loma	Acer	C740	Chromebook	NXSHEAA00442608D167600	Ewaste
Mira Loma	Samsung	XE303C12	Notebook	HY3A91HDB02519X	Ewaste
Mira Loma	Samsung	XE303C12	Notebook	HY3A91ND541071D	Ewaste
Mira Loma	Samsung	XE303C12	Notebook	HY3A91HDB03333E	Ewaste
Mira Loma	Samsung	XE303C12	Notebook	HY3A91HDB02379V	Ewaste
Mira Loma	Samsung	XE303C12	Notebook	HY3A91GDB04315E	Ewaste
Mira Loma	Samsung	XE303C12	Notebook	HY3A911D830826H	Ewaste
Mira Loma	Samsung	XE303C12	Notebook	HY3A91MD400547K	Ewaste
Mira Loma	Samsung	XE303C12	Notebook	HY3A91DD410623K	Ewaste
Mira Loma	Samsung	XE303C12	Notebook	HY3A91DD300395N	Ewaste

Board of Education Agenda Item
Surplus Property ***December 15th Meeting Date***

The following District property is unusable, obsolete, or no longer needed. The items are to be disposed of by sale, recycled, donated, or discarded as required by Board Policy 3270 Education Code 17545 and 17546.

Location/Site	Make	Model	Description	Serial #	Disposition
Mira Loma	Samsung	XE303C12	Notebook	HY3A91TD807819P	Ewaste
Mira Loma	Samsung	XE303C12	Notebook	HY3A91HDB02541W	Ewaste
Mira Loma	Acer	C720	Chromebook	NXSHEAA00442608D557600	Ewaste
Mira Loma	Acer	C720	Chromebook	NXSHEAA00442608D297600	Ewaste
Mira Loma	Acer	C720	Chromebook	NXSHEAA00442608D4A7600	Ewaste
Mira Loma	Acer	C720	Chromebook	NXSHEAA00442608D437600	Ewaste
Mira Loma	Acer	C720	Chromebook	NXSHEAA00442608D2C7600	Ewaste
Mira Loma	Acer	C720	Chromebook	NXSHEAA00440412F7F7600	Ewaste
Mira Loma	Acer	C720	Chromebook	NXSHEAA00442608D487600	Ewaste
Mira Loma	Acer	C720	Chromebook	NXSHEAA00442608D457600	Ewaste
Mira Loma	Acer	C720	Chromebook	NXSHEAA004429117DA7600	Ewaste
Mira Loma	Acer	C720	Chromebook	NXSHEAA00442608F6F7600	Ewaste
Mira Loma	Acer	C720	Chromebook	NXSHEAA00442608D477600	Ewaste
Mira Loma	Acer	C720	Chromebook	NXSHEAA00442608D3C7600	Ewaste
Mira Loma	Acer	C720	Chromebook	NXSHEAA00442608E3B7600	Ewaste
Mira Loma	Acer	C720	Chromebook	NXSHEAA004403058BA7600	Ewaste
Mira Loma	Acer	C720	Chromebook	NXSHEAA004429176757600	Ewaste
Mira Loma	Acer	C720	Chromebook	NXSHEAA004429117BB7600	Ewaste
Mira Loma	Acer	C720	Chromebook	NXSHEAA00442608CE17600	Ewaste
Mira Loma	Acer	C720	Chromebook	NXSHEAA00440412F7E7600	Ewaste
Mira Loma	Acer	C720	Chromebook	NXSHEAA00442608CFB7600	Ewaste
Mira Loma	Acer	C720	Chromebook	NXSHEAA004426090317600	Ewaste
Mira Loma	Acer	C720	Chromebook	NXSHEAA00442608D527600	Ewaste
Mira Loma	Acer	C720	Chromebook	NXSHEAA00442608CAF7600	Ewaste
Mira Loma	Acer	C720	Chromebook	NXSHEAA00442608CE87600	Ewaste
Mira Loma	Acer	C720	Chromebook	NXSHEAA00442608D217600	Ewaste
Mira Loma	Acer	C720	Chromebook	NXSHEAA004412117357600	Ewaste
Mira Loma	Acer	C740	Chromebook	NXEF2AA00251413FA37600	Ewaste
Mira Loma	Acer	C720	Chromebook	NXSHEAA0044260907A7600	Ewaste
Mira Loma	Acer	C720	Chromebook	NXSHEAA00440412FAC7600	Ewaste
Mira Loma	Acer	C720	Chromebook	NXSHEAA00442608B1E7600	Ewaste
Mira Loma	Acer	C720	Chromebook	NXSHEAA00442608D1C7600	Ewaste
Mira Loma	Acer	C720	Chromebook	NXSHEAA004412117CB7600	Ewaste
Mira Loma	Acer	C720	Chromebook	NXSHEAA004412117BD7600	Ewaste
Mira Loma	Acer	C720	Chromebook	NXSHEAA0044441032F7600	Ewaste
Mira Loma	Acer	C720	Chromebook	NXSHEAA004412117C77600	Ewaste
Mira Loma	Samsung	XE303C12	Notebook	HY3A91MD400547K	Ewaste
Mira Loma	Samsung	XE303C12	Notebook	HY3A911D830826H	Ewaste
Mira Loma	Samsung	XE303C12	Notebook	HY3A91HDB02541W	Ewaste
Mira Loma	Samsung	XE303C12	Notebook	HY3A91TD807819P	Ewaste
Mira Loma	Samsung	XE303C12	Notebook	HY3A91DD300395N	Ewaste
Mira Loma	Samsung	XE303C12	Notebook	HY3A91DD410623K	Ewaste
Mira Loma	Acer	C720	Chromebook	NXSHEAA004429176707600	Ewaste
Mira Loma	Acer	C720	Chromebook	NXSHEAA004429117D37600	Ewaste

Board of Education Agenda Item
Surplus Property ***December 15th Meeting Date***

The following District property is unusable, obsolete, or no longer needed. The items are to be disposed of by sale, recycled, donated, or discarded as required by Board Policy 3270 Education Code 17545 and 17546.

Location/Site	Make	Model	Description	Serial #	Disposition
Mira Loma	Acer	C720	Chromebook	NXSHEAA004429117BC7600	Ewaste
Mira Loma	Acer	C720	Chromebook	NXSHEAA004429117E87600	Ewaste
Mira Loma	Acer	C720	Chromebook	NXSHEAA004429117C87600	Ewaste
Mira Loma	Acer	C720	Chromebook	NXSHEAA004429117AD7600	Ewaste
Mira Loma	Acer	C720	Chromebook	NXSHEAA004429117B67600	Ewaste
Mira Loma	Acer	C720	Chromebook	NXSHEAA004429114D97600	Ewaste
Mira Loma	Acer	C720	Chromebook	NXSHEAA004429117ED7600	Ewaste
Mira Loma	Acer	C720	Chromebook	NXSHEAA004429117A77600	Ewaste
Mira Loma	Acer	C720	Chromebook	NXSHEAA004404147307600	Ewaste
Mira Loma	Acer	C720	Chromebook	NXSHEAA00442713E477600	Ewaste
Mira Loma	Zenith	SY2772DT	TV	722-42180015	Ewaste
Mira Loma	HP	C70638	Printer	CN6RG69587	Ewaste
Mira Loma	Sony	SLVD3905	DVD/VHS player	50437	Ewaste
Orangevale	Kenmore		Refrigertor/freezer		Ewaste
Starr King			55 Boxes of instructional materials		Recycled
Thomas Kelly	Prometheus		White Board		Recycled
Thomas Kelly	NEC	VT491	Projector		Ewaste

SAN JUAN UNIFIED SCHOOL DISTRICT
BOARD OF EDUCATION

AGENDA ITEM: H-6

MEETING DATE: 12/15/2020

SUBJECT: Local Control and Accountability Plan Parent Advisory Committee (LCAP PAC)

CHECK ONE:
For Discussion: ☐
For Action: ☒
Report: ☐
Workshop: ☐
Recognition: ☐
Emergency Action: ☐

DEPARTMENT: Division of Teaching and Learning

ACTION REQUESTED:
The superintendent is recommending that the board approve three new members to the LCAP PAC.

RATIONALE/BACKGROUND:
The LCAP includes a provision for a parent advisory committee (PAC) to be formed for the purpose of advising the board on matters connected with the plan. This committee, which is required by Education Code section 52063 (a)(1) and (a)(2), must include parents or legal guardians of students in three targeted populations for which funding is received (low income, foster youth, and English Learners). The guidelines for the LCAP PAC are intended to increase the input of parents and students, particularly of the targeted groups. This work is necessary as we move to close the achievement gaps across our system.

The new members will fill vacancies on the committee. Attachment A shows recommended new members for approval.

ATTACHMENT(S):
A: LCAP PAC New Members List

BOARD COMMITTEE ACTION/COMMENT:
N/A

PREVIOUS STAFF/BOARD ACTION:
Superintendent's Cabinet: 12/07/2020

FISCAL IMPACT:
Current Budget: $ N/A
Additional Budget: $ N/A
Funding Source: N/A
(Unrestricted Base, Supplemental, other restricted, etc.)
Current Year Only: ☐ On-going: ☐

LCAP/STRATEGIC PLAN:
Goal: N/A
Focus: N/A
Action: N/A
Strategic Plan: N/A

PREPARED BY: Kristan Schnepp, Senior Director, Professional Learning and Innovation KS

APPROVED BY: Melissa Bassanelli, Deputy Superintendent, Schools and Student Support MB
Kent Kern, Superintendent of Schools KK

Attachment A:
Local Control and Accountability Plan Parent Advisory Committee (LCAP PAC)

On December 2, 2020, the board subcommittee on LCAP PAC membership recommended the following three replacement members to be part of the LCAP PAC. These three recommendations will replace one member who resigned from the LCAP PAC in October 2020, and two members who were dropped in November 2020, due to poor attendance. The dropped members were notified. These replacement nominations will serve the remaining term of the original members. This fills all 20 seats on the LCAP PAC.

With the new appointees, the committee will:

- Have 4 students, 13 parents, and 3 community members
- Represent 15 schools
- Include those representing low-income families, English learners, foster/homeless youth, and students with disabilities.

LCAP PAC Resignation/Dropped:

Participant	**Role**	**School(s)**
Cerissa Brown Dropped 11/20	Parent	Sylvan Middle School
Pamela Campos-Friar Resigned 10/20	Parent	Deterding K-6/Mira Loma High School
Kinaleishka Ocasio Dropped 11/20	Student	Encina Preparatory High School

LCAP PAC New Member Nominations:

Participant	**Role**	**School(s)**
Malina Parras	Community Member	N/A
Steven Rubens	Parent	Sierra Oaks
Mareleny Sandoval	Parent	Orangevale Open K-8

SAN JUAN UNIFIED SCHOOL DISTRICT
BOARD OF EDUCATION

AGENDA ITEM: H-7

MEETING DATE: 12/15/2020

SUBJECT: Amendment No. 5 for Casa Roble Fundamental High School New Construction/CTE Modernization Design/ Build Project

DEPARTMENT: Facilities

CHECK ONE:
For Discussion: ☐
For Action: ☒
Report: ☐
Workshop: ☐
Recognition: ☐
Emergency Action: ☐

ACTION REQUESTED:
The superintendent is recommending that the board adopt Resolution No. 3015 approving amendment No. 5 to the design/build contract for the Casa Roble Fundamental High School New Construction and CTE Modernization Project.

RATIONALE/BACKGROUND:
The contract does not address partial release of retention on completed work or a phased warranty start periods.

ATTACHMENTS:
A: Resolution No. 3015
B: Lease Amendment No. 5

BOARD COMMITTEE ACTION/COMMENT:
N/A

PREVIOUS STAFF/BOARD ACTION:
Superintendent's Cabinet: 12/07/2020

FISCAL IMPACT:
Current Budget: $ N/A
Additional Budget: $ N/A
Funding Source: N/A
(Unrestricted Base, Supplemental, other restricted, etc.)
Current Year Only ☐ On-going ☐

LCAP/STRATEGIC PLAN:
Goal: N/A Focus: N/A
Action: N/A

Strategic Plan: N/A

PREPARED BY: Nicholas Arps, Director of Facilities, Construction & Modernization

APPROVED BY: Frank Camarda, Assistant Superintendent, Operations, Facilities and Transportation
Kent Kern, Superintendent of Schools

RESOLUTION NO. 3015

RESOLUTION BY THE SAN JUAN UNIFIED SCHOOL DISTRICT BOARD OF EDUCATION APPROVING AMENDMENT NO. 5 TO DESIGN- BUILD CONTRACT

CASA ROBLE FUNDAMENTAL HS/NEW CONSTRUCTION & CTE MOD

New Student Union Project # 209-9512-N1
CTE Modernization Project # 209-9495-N2

WHEREAS, section 17250.10 et seq. of the Education Code authorize school districts, including the San Juan Unified School District ("District"), to use the design-build procurement process;

WHEREAS, in Resolution No. 2892, the District Board of Education ("Board") previously approved the award of the Design-Build Contract for this Project, which approval stated the award was to Flint Builders, Inc.; and

WHEREAS, Flint Builders, Inc. has completed the original contractual scope of work for the New Construction & CTE Modernization Project. Leaving only additional work assigned to them for which retention will be held until its completion.

NOW, THEREFORE, the San Juan Unified School District Board of Education does hereby resolve as follows:

Section 1. The foregoing recitals are hereby adopted as true and correct.

Section 2. The Board approves amending the contract to allow partial release of retention and warranty dates as stated in Amendment No. 5.

The foregoing Resolution was adopted by the San Juan Unified School District Board of Education at a meeting of the Board on December 15, 2020, by the following vote:

AYES:
NOES:
ABSENT:
ABSTAIN:

_____
President
San Juan Unified School District
Board of Education

Attest:

_____
Clerk
San Juan Unified School District
Board of Education

BOARD ITEM 12.15.20

San Juan Unified School District
Facilities Business Department
5320 Hemlock Street, Sacramento, California 95841
Telephone 916- 971-7283
Internet Web Site: www.sanjuan.edu

Kent Kern, Superintendent of Schools
Frank Camarda, Assistant Superintendent, Operations, Facilities and Transportation

Amendment #5

Casa Roble Fundamental HS / New Construction & CTE MOD

DSA App. #02-116938 / Design-Build Agreement 907429 with the 807217 Agreement
SJUSD Project #209-9512-N1 + CTE MOD Project #209-9495-N2

Effective **December 16, 2020**, the Design-Build Agreement dated **April 10, 2018** between the San Juan Unified School District and **Flint Builders, Inc.** for the **Casa Roble Fundamental HS, New Construction & CTE MOD Project** is amended as follows:

PO #807217 | New Construction

Original Project Cost	$	7,802,000.00
Change by prior Amendment #1	$	15,198,000.00
Current Amendment # N/A		
Agreement Total	$	23,000,000.00

PO #907429 | CTE MOD Project

Original Project Cost	$	-
Amendment #2	$	3,000,000.00
Amendment #3	$	-
Amendment #4	$	(553,621.00)
Agreement Total	$	2,446,379.00

TOTAL CONTRACT AGREEMENT (New Constr & CTE MOD): $25,446,379.00

[AMENDMENT CHANGE SPECIFICS]

1. The Design-Build Agreement General Conditions Section 00 72 00, Article 21.03 Final Payment Process and Article 21.06 outline the process for approval and the release of project retention payment. The language within these articles' states that release of final payment shall be granted upon final acceptance by the District. There currently is no language which supports the partial release of retention.
    a. The District agrees that Article 21.06 can be adjusted to permit the release of retention of all funds that comprise the current balance in escrow for the scope of work related to the construction of **Casa Roble Fundamental HS, New Construction**. A 10% retention in the

amount of $7,261.00 for the *Replacement of Rooftop Unit at D4 with AC* shall remain in escrow until the work is completed and accepted by the District.

2. Warranty/Guarantee
   a. The Design-Build Agreement States:

> Section 21.05. Completion; Acceptance of Contract; Notice of Completion.
> The Design-Builder acknowledges and agrees that completion shall mean the Design-Builder's complete performance of all Work required by the Contract Documents, amendments, Change Orders, Construction Change Directives and punch lists, and the District's formal acceptance of the Work, without regard to prior occupancy, substantial completion doctrine, beneficial occupancy or otherwise.
>
> Acceptance of the Work shall be made only by formal acceptance by the District. Recordation of a Notice of Completion shall be in the manner prescribed by law, provided that the Work shall then be fully and satisfactorily completed and the provisions of the Contract Documents fully and satisfactorily performed in all respects.

> Section 22.01. Guarantee Required.
> Neither the final payment nor any provision in the Contract Documents shall relieve the Design-Builder of responsibility for any faulty Work under the Contract Documents. The Design-Builder shall and does unconditionally guaranty the quality and adequacy of all of Work provided under the Contract Documents including, without limitation, all labor, materials and equipment provided by the Design-Builder and its Subcontractors (of all tiers) in connection with the Work and hereby agrees, immediately upon receiving notification from District, to remedy, repair or replace, without cost to District, all defects which may appear as a result of any faulty Work in the Project, at any time, or from time to time, during a period beginning with commencement of the Project and ending two (2) years after the Notice of Completion date for the Project. The foregoing warranty of the Design-Builder applies to the remedy, repair or replacement of defects which may appear as a result of faulty designs prepared by the Design-Builder and/or any party retained by, through or under the Design-Builder in connection with the Project, but the foregoing warranty of Design-Builder does not guarantee against damage to the Project sustained by lack of normal maintenance or as a result of changes or additions to the Project made or done by parties not directly responsible to the Design-Builder, except where such changes or additions to the Project are made in accordance with the Design-Builder's directions. No guarantee furnished by a party other than the Design-Builder with respect to equipment manufactured or supplied by such party shall relieve the Design-Builder from the foregoing warranty obligation of the Design-Builder. The warranty period set forth hereinabove shall not apply to latent defects appearing in the Project, and with respect to such defects, the applicable statute of limitations shall apply.

   b. The Guarantee terms are modified as follows:
      1. The warranty period for the work in Building A, Career Technical Education (CTE) shall begin on September 16th, 2020 (recording of the notice of completion of this portion of the work).
      2. The warranty period for the construction of the New Student Union/Administration Building shall begin on October 15th, 2020 (acceptance of the work of this portion as defined by acceptance of the closed punch list)
      3. The warranty period for all remaining work shall begin in accordance with the established terms of the agreement.

3. No change in Contract Value.

In all other respects, the terms and conditions of said Design-Build Agreement, including the exhibits thereto, remain in full force and effect.

San Juan Unified School District,
A school district organized and existing under the laws of the State of California

By:_____
Nicholas Arps
Title: Director of Facilities, Construction & Modernization

By:_____
Frank Camarda
Title: Assistant Superintendent, Operations, Facilities and Transportation

Joshua Jacobson, Facilities Construction Manager

Flint Builders, Inc.
A California Corporation

SIGN HERE

By:_____
Kevin Mosher
Title: VP of Operations

Federal Tax ID: 90-0942823

SAN JUAN UNIFIED SCHOOL DISTRICT
BOARD OF EDUCATION

AGENDA ITEM: J-1

MEETING DATE: 12/15/2020

SUBJECT: 2019-2020 Audit Report

CHECK ONE:

For Discussion:	☐
For Action:	☒
Report:	☐
Workshop:	☐
Recognition:	☐
Emergency Action:	☐

DEPARTMENT: Fiscal Services

ACTION REQUESTED:
The superintendent is recommending that the board accept the 2019-2020 Audit Report as prepared by Crowe, LLP (the district's independent auditor).

RATIONALE/BACKGROUND:
The 2019-2020 Financial Statement consists of three parts: (1) management's discussion and analysis, (2) the financial statements and (3) required supplementary information.

Crowe, LLP has expressed its opinion that "the financial statements present fairly, in all material respects, the respective financial position of the governmental activities, each major fund and the aggregate remaining fund information of San Juan Unified School District as of June 30, 2020, and the respective changes in financial position and, where applicable, cash flows thereof for the year then ended in accordance with accounting principles generally accepted in the United States of America."

ATTACHMENT(S):
A: Audit Report (will be posted at www.sanjuan.edu/page/361 prior to the board meeting)

BOARD COMMITTEE ACTION/COMMENT:
Audit Committee: 12/15/2020

PREVIOUS STAFF/BOARD ACTION:
Superintendent's Cabinet: 12/07/2020

FISCAL IMPACT:
Current Budget: $ N/A
Additional Budget: $ N/A
Funding Source: N/A
(Unrestricted Base, Supplemental, other restricted, etc.)
Current Year Only ☐ Ongoing ☐

LCAP/STRATEGIC PLAN:
Goal: N/A Focus: N/A
Action: N/A

Strategic Plan: N/A

PREPARED BY: Fil Duldulao, Director, Fiscal Services KS
Kent Stephens, Deputy Superintendent

APPROVED BY: Kent Kern, Superintendent of Schools KK

SAN JUAN UNIFIED SCHOOL DISTRICT
BOARD OF EDUCATION

AGENDA ITEM: _ J-2___

MEETING DATE: 12/15/2020

SUBJECT: Budget Financial Status Report
2020-21 First Interim Report

DEPARTMENT: Fiscal Services

CHECK ONE:

For Discussion:	☐
For Action:	☒
Report:	☐
Workshop:	☐
Recognition:	☐
Emergency Action:	☐

ACTION REQUESTED:
The superintendent is recommending the board review and approve the 2020-2021 First Interim Report.

RATIONALE/BACKGROUND:
The San Juan Unified School District is certifying the 2020-2021 First Interim Financial Report as **Positive**, with the understanding of the fiduciary responsibility to maintain fiscal solvency for the current and subsequent two fiscal years.

The First Interim Report reflects actual revenue and expenditures through October 31, 2020, forecasts the remainder of the 2020-2021 fiscal year and provides a multiyear budget projection for 2021-2022 and 2022-2023.

Revenue assumptions used in the multiyear projections are based on projections from the Department of Finance. Percent changes to the LCFF formula is zero percent in the current year and estimated to be zero percent in the subsequent two years.

The governor is scheduled to propose his 2021-2022 budget in January 2021.

ATTACHMENT(S):
A: First Interim Budget Book, Executive Summary PowerPoint

BOARD COMMITTEE ACTION/COMMENT:
N/A

PREVIOUS STAFF/BOARD ACTION:
Budget Adoption: 06/09/2020
Unaudited Actuals and 2020-2021 Budget Revisions: 09/08/2020
Superintendent's Cabinet: 12/07/2020

FISCAL IMPACT:
Current Budget: $ N/A
Additional Budget: $ N/A
Funding Source: N/A
(Unrestricted Base, Supplemental, other restricted, etc.)
Current Year Only ☐ Ongoing ☐

LCAP/STRATEGIC PLAN:
Goal: N/A Focus: N/A
Action: N/A

Strategic Plan: N/A

PREPARED BY: Fil Duldulao, Director, Fiscal Services
Kent Stephens, Deputy Superintendent KS

APPROVED BY: Kent Kern, Superintendent of Schools KK

San Juan Unified School District

2020-21 FIRST INTERIM REPORT

WITH MULTI-YEAR PROJECTIONS
POSITIVE CERTIFICATION

Presented to the Board of Education
December 15, 2020





3738 Walnut Avenue
Carmichael, CA 95608
www.sanjuan.edu

SAN JUAN UNIFIED SCHOOL DISTRICT
2020-21 First Interim
TABLE OF CONTENTS

Board of Education and Administration 4
Overview and Introduction 5
General Fund 10
Unrestricted General Fund 11
Targeted Supplemental 13
Restricted 14
SACS Financial Detail 15
FORM
01 General Fund/County School Service Fund 15
09 Charter Schools Special Revenue Fund 40
10 Special Education Pass-Through Fund 48
11 Adult Education Fund 52
12 Child Development Fund 59
13 Cafeteria Special Revenue Fund 66
14 Deferred Maintenance Fund 73
21 Building Fund 79
25 Capital Facilities Fund 86
35 County Schools Facilities Fund 93
40 Special Reserve Fund for Capital Outlay Projects 100
51 Bond Interest and Redemption Fund 107
67 Self-Insurance Fund 112
AI Average Daily Attendance 118
CASH Cashflow Worksheet 122
CI Interim Certification 126
MYPI Multiyear Projections – General Fund 129
MultiYear Projections Assumptions and Details* 135
Planning Factors* 135
Unrestricted and Restricted 2 Digit Detail* 142
01CSI Criteria and Standards Review 144

*Non SACS forms

GOVERNANCE BOARD



Michael McKibbin, Ed.D.	**Saul Hernandez**	**Pam Costa**	**Zima Creason**	**Paula Villescaz**	**Kent Kern**
Clerk	*Member*	*President*	*Member*	*Vice President*	*Superintendent*

DOCUMENT PREPARATION

Kent Stephens
Deputy Superintendent

Fil Duldulao
Director, Fiscal Services

Susan Kane
Director, Business Support Services

Barbara Gross
Manager, Fiscal Services

Pattie Colvin
Manager, Fiscal Services

Velma McIntyre
Budget Analyst

Sharon Rew
Position Control Specialist

Dina Geiss
Coordinator, Training and Support

Deryn Campbell
Associate Budget Analyst

Laura Longo
Administrative Assistant

OVERVIEW AND INTRODUCTION

FINANCIAL OVERVIEW

The San Juan Unified School District financial status is comprised of three major components: (1) Fund Balance (Ending and Beginning Balance); (2) Revenues; and (3) Expenditures. Estimates in the First Interim Report are based on actual activity through October 31, 2020. The district certifies this report as **Positive**. The Second Interim Report will be presented in March 2021.

DISTRICT MISSION

Valuing diversity and excellence, the San Juan Unified School District's mission is to educate and inspire each student to succeed and responsibly contribute to a radically evolving world by providing innovative, rigorous, student-focused instruction and programs in a safe, caring, and collaborative learning community.

SHARED BELIEFS

We Believe That:

- Every person is unique and has equal worth.
- Everyone can and will learn.
- People learn in different ways and at varied paces.
- Education is the shared responsibility of students, families, teachers, staff and community.
- Quality education expands opportunities throughout a person's life.
- Challenging people to meet high expectations leads to exceptional learning and remarkable results.
- Nurturing relationships and healthy environments are necessary for individuals to thrive.
- Diversity is a valuable asset that strengthens and enriches our community.
- Personal development and community well-being depend on individual responsibility.
- Everyone benefits when people willingly contribute to the well-being of others.
- Honesty and integrity are essential to build trusting relationships.
- Access to quality public education is essential to our democracy.

CORE COMMITMENTS

- Prioritize resources to close achievement gaps, improve teaching and learning, recruit and retain high quality employees and help all students reach their potential.
- Provide sound fiscal stewardship of community resources.
- Build trust by sharing useful, transparent fiscal information.
- Adopt a budget that consistently balances on-going revenues and expenditures to avoid a structural deficit.
- Preserve an ending fund balance that ensures integrity and stability of the district.

CORE MESSAGES

- The economy has undergone a rapid, but uneven recovery. State revenues are trending 22% ahead of the projections used in the 2020-21 enacted budget. Over-collections in the current year will likely be used to eliminate the need for deferrals.
- The Legislative Analyst's Office (LAO) cautions that revenue growth will be slow (about 1%) in the next few years, not keeping pace with rising costs of current programs, leading to a $17 billion deficit by 2024-25.
- We encourage state leaders to continue to prioritize the high-quality public education promised to students; help districts open schools safely, keep the promise of the supplemental payment beyond the Proposition 98 minimum guarantee, and eliminate unsustainable deferrals.
- The district will continue to exercise caution and flexibility in long-term fiscal planning. The budget will support on-going expenditures with on-going revenues and meet the requirements of a positive certification.

SACRAMENTO COUNTY OFFICE OF EDUCATION (SCOE)

The Sacramento County Office of Education (SCOE) reviews all district budgets and interim budget reports. SCOE has an oversight obligation to monitor the district's long-term fiscal health as prescribed in AB 1200. SCOE has provided the following guidance:

- The level of LCFF funding is subject to economic conditions as well as political decisions by the governor and legislature. The State Fiscal Health Index (published by the LAO) has been in decline the last four months, indicating greater risk for an economic slowdown.
- Re-evaluate spending priorities to address student achievement and begin new initiatives only if long-term solvency can be maintained (avoid cycles of additions and reductions).
- Exercise caution and maintain flexibility in collective bargaining process. Neighboring districts have widely divergent levels of funding. Consider increases to pension rates, rising health care costs, and the implementation of the Affordable Care Act (ACA).
- Maintain reserves much greater than the minimum requirement.
- Support on-going expenditures with on-going revenues.

2020-23 SIGNIFICANT CHANGES SINCE BUDGET ADOPTION

The district has made changes to major planning factors since budget adoption.

	2020-21		2021-22		2022-23	
	Adopted	1st Interim	Projected	1st Interim	Projected	1st Interim
Funded ADA	~~37,342~~	37,509	~~37,497~~	37,534	~~37,497~~	37,534
Increase/(Decrease)	~~(129)~~	*38*	~~155~~	*25*	~~0~~	~~0~~
Statutory COLA	2.31%	2.31%	2.48%	2.48%	3.26%	3.26%
Funded COLA	~~-7.92%~~	0.00%	~~0.00%~~	0.00%	~~0.00%~~	0.00%
LCFF $/ADA (Avg.)	~~9,016~~	9,791	~~9,041~~	9,824	~~9,041~~	9,824
Increase/(Decrease)	*-7.86%*		*0.28%*		*0%*	
STRS Rate	16.15%	16.15%	~~16.02%~~	15.92%	~~18.10%~~	18.40%
Increase/(Decrease)	*-0.95%*	*-0.95%*	~~-0.13%~~	*-0.15%*	~~2.08%~~	*2.10%*
PERS Rate	20.70%	20.70%	~~22.84%~~	23.00%	~~25.50%~~	26.30%
Increase/(Decrease)	*0.98%*	*0.98%*	~~2.14%~~	*2.30%*	~~2.66%~~	*3.30%*
Medical Ins. Increase	~~6.50%~~	1.50%	~~7.75%~~	4.00%	~~7.75%~~	7.50%

2020-21 REVISED BUDGET

ALL FUNDS

FUND	Beginning Balance	Revenues	Expenses	Other Financing	Surplus/ (Deficit)	Ending Balance
Supplemental/Concentrn	4,330,412	36,478,187	36,217,051	(9,529)	251,607	4,582,019
Base / Other	47,031,634	340,121,993	276,534,789	(55,692,965)	7,894,239	54,925,873
Total Unrestricted	51,362,046	376,600,180	312,751,840	(55,702,494)	8,145,846	59,507,892
Total Restricted	26,964,387	141,579,304	196,549,345	47,055,774	(7,914,267)	19,050,120
GENERAL FUND	**78,326,434**	**518,179,484**	**509,301,185**	**(8,646,720)**	**231,579**	**78,558,013**
Charter Schools	1,317,937	3,310,481	3,293,565	(237,828)	(220,912)	1,097,025
SPED (SELPA)	0	4,627,521	4,627,521	0	0	0
Adult Education	1,733,310	3,502,101	3,666,053	(90,300)	(254,252)	1,479,058
Child Development	2,558,674	21,106,330	25,803,940	2,915,000	(1,782,610)	776,064
Cafeteria	4,002,886	5,226,525	12,578,028	3,667,225	(3,684,278)	318,608
Deferred Maintenance	1,223,133	7,000	2,430,132	2,000,000	(423,132)	800,001
SPECIAL REVENUE	**10,835,940**	**37,779,958**	**52,399,239**	**8,254,097**	**(6,365,184)**	**4,470,756**
Building	98,739,573	4,234,135	173,284,584	182,800,498	13,750,049	112,489,622
Capital Facilities	964,664	1,460,000	650,520	0	809,480	1,774,144
County School Facilities	482	1,791,616	0	(1,791,616)	0	482
Special (Prop 39)	146,247	150	87,902	0	(87,752)	58,495
CAPITAL PROJECTS	**99,850,966**	**7,485,901**	**174,023,006**	**181,008,882**	**14,471,777**	**114,322,743**
SELF INSURANCE	**36,651,676**	**20,815,647**	**22,093,348**	**0**	**(1,277,701)**	**35,373,975**
TOTAL	**225,665,015**	**584,260,990**	**757,816,778**	**180,616,259**	**7,060,471**	**232,725,486**

2020-21 REVISED BUDGET

UNRESTRICTED GENERAL FUND

	Adopted Budget	Budget Act	1st Interim	2nd Interim	Estimated Actuals	Unaudited Actuals
Revenues	**345,392,477**	**375,981,885**	**376,600,180**			
Expenses						
Salaries/Benefits	292,016,756	292,024,072	288,845,862			
Other Expenditures	21,893,712	21,886,275	23,905,978			
Total Expenses	**313,910,468**	**313,910,347**	**312,751,840**			
Other Financing	**(55,481,929)**	**(54,201,982)**	**(55,702,494)**			
Surplus/(Deficit)	**(23,999,920)**	**7,869,556**	**8,145,846**			
Beginning Balance	**40,760,784**	**51,362,046**	**51,362,046**			
Ending Balance	**16,760,864**	**59,231,602**	**59,507,892**			
Assigned	13,008,305	16,334,787	16,204,019			
Unassigned	3,752,559	42,896,815	43,303,873			

UNRESTRICTED WITH SUPPLEMENTAL BREAKOUT

	Adopted Budget			First Interim Report		
	Supplemental Concentration	Base All Other	Total	Supplemental Concentration	Base All Other	Total
Revenues	**33,435,489**	**311,956,988**	**345,392,477**	**36,478,187**	**340,121,993**	**376,600,180**
Expenses						
Salaries/Benefits	28,778,158	263,238,598	292,016,756	27,944,588	260,901,274	288,845,862
Other Expenditures	6,506,507	15,387,205	21,893,712	8,272,463	15,633,515	23,905,978
Total Expenses	**35,284,665**	**278,625,803**	**313,910,468**	**36,217,051**	**276,534,789**	**312,751,840**
Other Financing	**(9,529)**	**(55,472,400)**	**(55,481,929)**	**(9,529)**	**(55,692,965)**	**(55,702,494)**
Surplus/(Deficit)	**(1,858,705)**	**(22,141,215)**	**(23,999,920)**	**251,607**	**7,894,239**	**8,145,846**
Beginning Balance	**4,095,010**	**36,665,774**	**40,760,784**	**4,330,412**	**47,031,634**	**51,362,046**
Ending Balance	**2,236,305**	**14,524,559**	**16,760,864**	**4,582,019**	**54,925,873**	**59,507,892**
Assigned	2,236,305	10,772,000	13,008,305	4,582,019	11,622,000	16,204,019
Unassigned		3,752,559	3,752,559		43,303,873	43,303,873

2021-23 MULTI-YEAR PROJECTIONS

The district primarily uses estimates from the Department of Finance (DOF) to project LCFF revenue growth in 2021-22 and 2022-23. The district Planning Department provides enrollment estimates, which are used to calculate Average Daily Attendance (ADA), the basis of state funding. Operating costs for future years are projected using historical patterns, statistical probabilities, and projected cost of living adjustments (COLA's). Significant expenditure assumptions include; salaries, seniority and retirement of employees, healthcare and other benefit costs, public pension plans (STRS and PERS), utilities, property and liability insurance, etc.

UNRESTRICTED GENERAL FUND

	2021-22		2022-23	
	Adopted Budget	First Interim	Adopted Budget	First Interim
Revenues	**347,697,449**	**378,162,469**	**345,990,597**	**378,162,469**
Expenses				
Salaries/Benefits	299,718,299	293,779,621	310,828,455	305,231,206
Other Expenditures	22,008,533	24,317,176	22,142,730	24,919,319
Total Expenses	**321,726,832**	**318,096,797**	**332,971,185**	**330,150,525**
Other Financing	**(57,518,793)**	**(54,885,830)**	**(60,115,526)**	**(57,751,765)**
Surplus/(Deficit)	**(31,548,176)**	**5,179,842**	**(47,096,114)**	**(9,739,821)**
Beginning Balance	**16,760,864**	**59,507,892**	**(14,787,312)**	**64,687,734**
Ending Balance	**(14,787,312)**	**64,687,734**	**(61,883,426)**	**54,947,913**
Assigned	(12,513,050)	16,758,851	(11,310,741)	17,251,792
Unassigned	(27,300,362)	47,928,883	(73,194,167)	37,696,121
Change in Unassigned	*(44,955,697)*	*21,583,438*	(45,893,805)	(10,232,762)

PROPOSITION 55

Proposition 55 was passed by California voters on November 8, 2016. It extends the temporary income tax increases enacted with the passage of Proposition 30 in 2012. Proposition 30 will expire at the end of 2018 and Proposition 55 will begin in January 2019. State revenue from Proposition 55 is estimated to be between $4 and $9 billion, similar to the amount generated by Proposition 30. It is not expected to infuse new, additional funds into the K-14 system, but simply replace funds lost due to the expiration of Proposition 30. The multi-year projection for 2021-22 in this document estimates the continuation of these state resources.

GENERAL FUND

TOTAL

The General Fund is used to account for the ordinary operations of the district. It consists of two primary components; the Unrestricted General Fund and the Restricted General Fund

	2019-20 Actuals	2020-21 1st Interim	2021-22 Projected	2022-23 Projected
REVENUES				
LCFF Base	332,535,302	332,475,512	332,950,555	332,950,555
LCFF Supplemental	36,297,202	36,478,187	37,506,029	37,506,029
Federal	29,540,268	69,358,526	33,919,296	34,168,987
Other State	75,707,595	74,057,434	69,739,756	69,739,756
Other Local	7,577,685	5,809,825	5,986,417	5,986,417
TOTAL REVENUES	**481,658,052**	**518,179,484**	**480,102,053**	**480,351,744**
EXPENSES				
Certificated Salaries	207,899,457	207,811,305	204,284,590	205,916,352
Classified Salaries	69,669,804	69,802,186	71,343,250	72,746,079
Employee Benefits	150,068,242	145,807,424	148,411,736	161,303,203
Books and Supplies	18,698,978	54,845,699	28,370,440	24,718,804
Services and Operating	25,787,690	30,698,184	26,609,534	27,207,224
Capital Outlay	593,360	668,022	521,022	521,022
Other	(35,468)	(331,635)	(331,635)	(331,635)
TOTAL EXPENSES	**472,682,063**	**509,301,185**	**479,208,937**	**492,081,049**
OTHER FINANCING[1]	**(13,498,635)**	**(8,646,720)**	**(2,231,720)**	**(2,231,720)**
INCREASE/(DECREASE)	**(4,522,646)**	**231,579**	**(1,338,604)**	**(13,961,025)**
BEGINNING BALANCE	**82,849,080**	**78,326,434**	**78,558,013**	**77,219,409**
ENDING BALANCE	**78,326,434**	**78,558,013**	**77,219,409**	**63,258,384**

[1]Other Financing includes Sources (primarily transfers from another fund), Uses (primarily transfers to another fund) and Contributions (primarily from the Unrestricted General Fund to support other programs).

GENERAL FUND

UNRESTRICTED –TOTAL

The Unrestricted portion of the General Fund is used to account for activities that are funded with revenues that have no legal restrictions, and may be spent "generally". Most day-to-day operations are accounted for here.

	2019-20 Actuals	2020-21 1st Interim	2021-22 Projected	2022-23 Projected
REVENUES				
LCFF Base	330,750,718	330,768,660	331,243,703	331,243,703
LCFF Supplemental	36,297,202	36,478,187	37,506,029	37,506,029
Federal	0	0	0	0
Other State	11,933,682	7,438,389	7,561,969	7,561,969
Other Local	3,099,745	1,914,944	1,850,768	1,850,768
TOTAL REVENUES	**382,081,347**	**376,600,180**	**378,162,469**	**378,162,469**
EXPENSES				
Certificated Salaries	165,530,817	161,017,877	161,833,863	163,276,272
Classified Salaries	40,529,970	40,819,725	42,096,378	43,152,138
Employee Benefits	89,099,649	87,008,260	89,849,380	98,802,796
Books and Supplies	4,955,829	10,032,772	10,037,686	10,037,234
Services and Operating	16,505,466	20,387,912	19,877,910	20,599,511
Capital Outlay	22,000	147,000	0	0
Other	(4,224,382)	(6,661,706)	(5,598,420)	(5,717,426)
TOTAL EXPENSES	**312,419,348**	**312,751,840**	**318,096,797**	**330,150,525**
OTHER FINANCING[1]	**(63,445,887)**	**(55,702,494)**	**(54,885,830)**	**(57,751,765)**
INCREASE/(DECREASE)	**6,216,111**	**8,145,846**	**5,179,842**	**(9,739,821)**
BEGINNING BALANCE	**45,145,935**	**51,362,046**	**59,507,892**	**64,687,734**
ENDING BALANCE	**51,362,046**	**59,507,892**	**64,687,734**	**54,947,913**

[1]Other Financing includes Sources (primarily transfers from another fund), Uses (primarily transfers to another fund) and Contributions (primarily from the Unrestricted General Fund to support other programs).

GENERAL FUND

UNRESTRICTED – WITHOUT SUPPLEMENTAL GRANT

This portion of the Unrestricted General Fund is generally referred to as the Base Program. These funds are used to provide basic instructional and support services to all students. Most day to day operations are accounted for here.

	2019-20 Actuals	2020-21 1st Interim	2021-22 Projected	2022-23 Projected
REVENUES				
LCFF Base	330,750,718	330,768,660	331,243,703	331,243,703
LCFF Supplemental				
Federal	0			
Other State	11,933,682	7,438,389	7,561,969	7,561,969
Other Local	3,099,745	1,914,944	1,850,768	1,850,768
TOTAL REVENUES	**345,784,145**	**340,121,993**	**340,656,440**	**340,656,440**
EXPENSES				
Certificated Salaries	148,142,280	145,329,773	146,250,977	147,553,140
Classified Salaries	36,845,596	36,896,146	38,137,487	39,157,617
Employee Benefits	80,248,313	78,675,355	81,367,872	89,490,753
Books and Supplies	4,077,061	7,364,738	7,369,652	7,369,200
Services and Operating	13,373,964	16,204,197	16,891,431	17,613,032
Capital Outlay	22,000	147,000	0	0
Other	(5,461,457)	(8,082,420)	(7,104,448)	(7,268,934)
TOTAL EXPENSES	**277,247,756**	**276,534,789**	**282,912,971**	**293,914,808**
OTHER FINANCING[1]	**(60,437,235)**	**(55,692,965)**	**(54,876,301)**	**(57,742,236)**
INCREASE/(DECREASE)	**8,099,153**	**7,894,239**	**2,867,168**	**(11,000,604)**
BEGINNING BALANCE	**38,932,481**	**47,031,634**	**54,925,873**	**57,793,041**
ENDING BALANCE	**47,031,634**	**54,925,873**	**57,793,041**	**46,792,437**

[1]Other Financing includes Sources (primarily transfers from another fund), Uses (primarily transfers to another fund) and Contributions (primarily from the Unrestricted General Fund to support other programs).

GENERAL FUND

UNRESTRICTED – SUPPLEMENTAL GRANT ONLY

The Local Control Funding Formula includes a Supplemental grant that is legally unrestricted, but is intended to be spent to improve and increase services to low-income students, English learners, and foster youth. It is a portion of the Unrestricted General Fund.

	2019-20 Actuals	2020-21 1st Interim	2021-22 Projected	2022-23 Projected
REVENUES				
LCFF Base				
LCFF Supplemental	36,297,202	36,478,187	37,506,029	37,506,029
Federal				
Other State				
Other Local				
TOTAL REVENUES	**36,297,202**	**36,478,187**	**37,506,029**	**37,506,029**
EXPENSES				
Certificated Salaries	17,388,537	15,688,104	15,582,886	15,723,132
Classified Salaries	3,684,373	3,923,579	3,958,891	3,994,521
Employee Benefits	8,851,336	8,332,905	8,481,508	9,312,043
Books and Supplies	878,768	2,668,034	2,668,034	2,668,034
Services and Operating	3,131,502	4,183,715	2,986,479	2,986,479
Capital Outlay	0	0	0	0
Other	1,237,075	1,420,714	1,506,028	1,551,508
TOTAL EXPENSES	**35,171,592**	**36,217,051**	**35,183,826**	**36,235,717**
OTHER FINANCING[1]	**(3,008,652)**	**(9,529)**	**(9,529)**	**(9,529)**
INCREASE/(DECREASE)	**(1,883,042)**	**251,607**	**2,312,674**	**1,260,783**
BEGINNING BALANCE	**6,213,454**	**4,330,412**	**4,582,019**	**6,894,693**
ENDING BALANCE	**4,330,412**	**4,582,019**	**6,894,693**	**8,155,476**

[1]Other Financing includes Sources (primarily transfers from another fund), Uses (primarily transfers to another fund) and Contributions (primarily from the Unrestricted General Fund to support other programs).

GENERAL FUND

RESTRICTED

The Restricted portion of the General Fund is used to account for ordinary activities that are funded with legally restricted revenues, for a very specific purpose. Such restricted funds include; Title I, Title II, IDEA (Special Education), and state lottery revenues.

	2019-20 Actuals	2020-21 1st Interim	2021-22 Projected	2022-23 Projected
REVENUES				
LCFF Base	1,784,584	1,706,852	1,706,852	1,706,852
LCFF Supplemental				
Federal	29,540,268	69,358,526	33,919,296	34,168,987
Other State	63,773,913	66,619,045	62,177,787	62,177,787
Other Local	4,477,940	3,894,881	4,135,649	4,135,649
TOTAL REVENUES	**99,576,706**	**141,579,304**	**101,939,584**	**102,189,275**
EXPENSES				
Certificated Salaries	42,368,640	46,793,428	42,450,727	42,640,080
Classified Salaries	29,139,834	28,982,461	29,246,872	29,593,941
Employee Benefits	60,968,593	58,799,164	58,562,356	62,500,407
Books and Supplies	13,743,149	44,812,927	18,332,754	14,681,570
Services and Operating	9,282,224	10,310,272	6,731,624	6,607,713
Capital Outlay	571,360	521,022	521,022	521,022
Other	4,188,914	6,330,071	5,266,785	5,385,791
TOTAL EXPENSES	**160,262,715**	**196,549,345**	**161,112,140**	**161,930,524**
OTHER FINANCING[1]	**49,947,252**	**47,055,774**	**52,654,110**	**55,520,045**
INCREASE/(DECREASE)	**(10,738,757)**	**(7,914,267)**	**(6,518,446)**	**(4,221,204)**
BEGINNING BALANCE	**37,703,144**	**26,964,387**	**19,050,120**	**12,531,674**
ENDING BALANCE	**26,964,387**	**19,050,120**	**12,531,674**	**8,310,470**

[1]Other Financing includes Sources (primarily transfers from another fund), Uses (primarily transfers to another fund) and Contributions (primarily from the Unrestricted General Fund to support other programs).

Description	Resource Codes	Object Codes	Original Budget (A)	Board Approved Operating Budget (B)	Actuals To Date (C)	Projected Year Totals (D)	Difference (Col B & D) (E)	% Diff (E/B) (F)
A. REVENUES								
1) LCFF Sources		8010-8099	336,672,339.00	367,246,846.00	69,308,901.52	367,246,847.00	1.00	0.0%
2) Federal Revenue		8100-8299	0.00	0.00	0.00	0.00	0.00	0.0%
3) Other State Revenue		8300-8599	6,771,578.00	6,771,578.00	(118,289.72)	7,438,389.00	666,811.00	9.8%
4) Other Local Revenue		8600-8799	1,948,560.00	1,963,461.00	200,134.30	1,914,944.00	(48,517.00)	-2.5%
5) TOTAL, REVENUES			345,392,477.00	375,981,885.00	69,390,746.10	376,600,180.00		
B. EXPENDITURES								
1) Certificated Salaries		1000-1999	161,823,810.00	161,847,487.00	41,510,567.58	161,017,877.00	829,610.00	0.5%
2) Classified Salaries		2000-2999	41,419,952.00	41,405,910.00	11,797,632.05	40,819,725.00	586,185.00	1.4%
3) Employee Benefits		3000-3999	88,772,994.00	88,770,675.00	20,701,543.84	87,008,260.00	1,762,415.00	2.0%
4) Books and Supplies		4000-4999	6,644,087.00	7,272,418.00	530,897.12	10,032,772.00	(2,760,354.00)	-38.0%
5) Services and Other Operating Expenditures		5000-5999	21,176,487.00	21,451,154.00	7,273,098.45	20,387,912.00	1,063,242.00	5.0%
6) Capital Outlay		6000-6999	0.00	0.00	0.00	147,000.00	(147,000.00)	New
7) Other Outgo (excluding Transfers of Indirect Costs)		7100-7299 7400-7499	613,293.00	613,172.00	348,875.55	1,010,405.00	(397,233.00)	-64.8%
8) Other Outgo - Transfers of Indirect Costs		7300-7399	(6,540,155.00)	(7,450,469.00)	(83,577.44)	(7,672,111.00)	221,642.00	-3.0%
9) TOTAL, EXPENDITURES			313,910,468.00	313,910,347.00	82,079,037.15	312,751,840.00		
C. EXCESS (DEFICIENCY) OF REVENUES OVER EXPENDITURES BEFORE OTHER FINANCING SOURCES AND USES (A5 - B9)			31,482,009.00	62,071,538.00	(12,688,291.05)	63,848,340.00		
D. OTHER FINANCING SOURCES/USES								
1) Interfund Transfers								
a) Transfers In		8900-8929	0.00	0.00	0.00	0.00	0.00	0.0%
b) Transfers Out		7600-7629	227,872.00	227,872.00	0.00	1,727,872.00	(1,500,000.00)	-658.3%
2) Other Sources/Uses								
a) Sources		8930-8979	0.00	0.00	0.00	0.00	0.00	0.0%
b) Uses		7630-7699	0.00	0.00	0.00	0.00	0.00	0.0%
3) Contributions		8980-8999	(55,254,057.00)	(53,974,110.00)	(2,000,000.00)	(53,974,622.00)	(512.00)	0.0%
4) TOTAL, OTHER FINANCING SOURCES/USES			(55,481,929.00)	(54,201,982.00)	(2,000,000.00)	(55,702,494.00)		

Description	Resource Codes	Object Codes	Original Budget (A)	Board Approved Operating Budget (B)	Actuals To Date (C)	Projected Year Totals (D)	Difference (Col B & D) (E)	% Diff (E/B) (F)
E. NET INCREASE (DECREASE) IN FUND BALANCE (C + D4)			(23,999,920.00)	7,869,556.00	(14,688,291.05)	8,145,846.00		
F. FUND BALANCE, RESERVES								
1) Beginning Fund Balance								
a) As of July 1 - Unaudited		9791	52,103,663.72	52,103,663.72		52,103,663.72	0.00	0.0%
b) Audit Adjustments		9793	0.00	0.00		0.00	0.00	0.0%
c) As of July 1 - Audited (F1a + F1b)			52,103,663.72	52,103,663.72		52,103,663.72		
d) Other Restatements		9795	(741,618.00)	(741,618.00)		(741,618.00)	0.00	0.0%
e) Adjusted Beginning Balance (F1c + F1d)			51,362,045.72	51,362,045.72		51,362,045.72		
2) Ending Balance, June 30 (E + F1e)			27,362,125.72	59,231,601.72		59,507,891.72		
Components of Ending Fund Balance								
a) Nonspendable								
Revolving Cash		9711	205,000.00	205,000.00		205,000.00		
Stores		9712	150,000.00	150,000.00		150,000.00		
Prepaid Items		9713	145,000.00	145,000.00		145,000.00		
All Others		9719	0.00	0.00		0.00		
b) Restricted		9740	0.00	0.00		0.00		
c) Committed								
Stabilization Arrangements		9750	0.00	0.00		0.00		
Other Commitments		9760	0.00	0.00		0.00		
d) Assigned								
Other Assignments		9780	2,998,305.00	6,276,405.00		5,344,019.00		
Strategic Plan	0000	9780	*762,000.00*					
LCFF Supplemental	0000	9780	*2,236,305.00*					
Strategic Plan	0000	9780		*762,000.00*				
LCFF Supplemental	0000	9780		*5,514,405.00*				
Strategic Plan	0000	9780				*762,000.00*		
LCFF Supplemental	0000	9780				*4,582,019.00*		
e) Unassigned/Unappropriated								
Reserve for Economic Uncertainties		9789	9,510,000.00	10,300,000.00		10,360,000.00		
Unassigned/Unappropriated Amount		9790	14,353,820.72	42,155,196.72		43,303,872.72		

Description	Resource Codes	Object Codes	Original Budget (A)	Board Approved Operating Budget (B)	Actuals To Date (C)	Projected Year Totals (D)	Difference (Col B & D) (E)	% Diff (E/B) (F)
LCFF SOURCES								
Principal Apportionment State Aid - Current Year		8011	187,769,618.00	247,905,895.00	57,701,419.00	207,405,411.00	(40,500,484.00)	-16.3%
Education Protection Account State Aid - Current Year		8012	60,422,053.00	32,003,706.00	18,139,894.00	72,559,574.00	40,555,868.00	126.7%
State Aid - Prior Years		8019	0.00	0.00	0.00	0.00	0.00	0.0%
Tax Relief Subventions Homeowners' Exemptions		8021	859,452.00	863,461.00	0.00	863,461.00	0.00	0.0%
Timber Yield Tax		8022	0.00	20.00	0.00	20.00	0.00	0.0%
Other Subventions/In-Lieu Taxes		8029	0.00	0.00	0.00	0.00	0.00	0.0%
County & District Taxes Secured Roll Taxes		8041	92,718,214.00	92,315,206.00	0.00	92,315,206.00	0.00	0.0%
Unsecured Roll Taxes		8042	2,737,916.00	3,385,460.00	0.00	3,385,460.00	0.00	0.0%
Prior Years' Taxes		8043	639,894.00	921,538.00	(14.46)	921,538.00	0.00	0.0%
Supplemental Taxes		8044	3,714,888.00	2,085,802.00	0.00	2,085,802.00	0.00	0.0%
Education Revenue Augmentation Fund (ERAF)		8045	14,247,735.00	13,651,346.00	0.00	13,651,346.00	0.00	0.0%
Community Redevelopment Funds (SB 617/699/1992)		8047	24,339.00	166,100.00	0.00	166,100.00	0.00	0.0%
Penalties and Interest from Delinquent Taxes		8048	0.00	0.00	0.00	0.00	0.00	0.0%
Miscellaneous Funds (EC 41604) Royalties and Bonuses		8081	0.00	0.00	0.00	0.00	0.00	0.0%
Other In-Lieu Taxes		8082	0.00	29,803.00	859.98	29,803.00	0.00	0.0%
Less: Non-LCFF (50%) Adjustment		8089	0.00	(14,901.00)	0.00	(14,901.00)	0.00	0.0%
Subtotal, LCFF Sources			363,134,109.00	393,313,436.00	75,842,158.52	393,368,820.00	55,384.00	0.0%
LCFF Transfers								
Unrestricted LCFF Transfers - Current Year	0000	8091	0.00	0.00	0.00	0.00	0.00	0.0%
All Other LCFF Transfers - Current Year	All Other	8091	0.00	0.00	0.00	0.00	0.00	0.0%
Transfers to Charter Schools in Lieu of Property Taxes		8096	(26,461,770.00)	(26,066,590.00)	(6,533,257.00)	(26,121,973.00)	(55,383.00)	0.2%
Property Taxes Transfers		8097	0.00	0.00	0.00	0.00	0.00	0.0%
LCFF/Revenue Limit Transfers - Prior Years		8099	0.00	0.00	0.00	0.00	0.00	0.0%
TOTAL, LCFF SOURCES			336,672,339.00	367,246,846.00	69,308,901.52	367,246,847.00	1.00	0.0%
FEDERAL REVENUE								
Maintenance and Operations		8110	0.00	0.00	0.00	0.00	0.00	0.0%
Special Education Entitlement		8181	0.00	0.00	0.00	0.00		
Special Education Discretionary Grants		8182	0.00	0.00	0.00	0.00		
Child Nutrition Programs		8220	0.00	0.00	0.00	0.00		
Donated Food Commodities		8221	0.00	0.00	0.00	0.00		
Forest Reserve Funds		8260	0.00	0.00	0.00	0.00	0.00	0.0%
Flood Control Funds		8270	0.00	0.00	0.00	0.00	0.00	0.0%
Wildlife Reserve Funds		8280	0.00	0.00	0.00	0.00	0.00	0.0%
FEMA		8281	0.00	0.00	0.00	0.00	0.00	0.0%
Interagency Contracts Between LEAs		8285	0.00	0.00	0.00	0.00	0.00	0.0%
Pass-Through Revenues from Federal Sources		8287	0.00	0.00	0.00	0.00		
Title I, Part A, Basic	3010	8290						
Title I, Part D, Local Delinquent Programs	3025	8290						
Title II, Part A, Supporting Effective Instruction	4035	8290						

Description	Resource Codes	Object Codes	Original Budget (A)	Board Approved Operating Budget (B)	Actuals To Date (C)	Projected Year Totals (D)	Difference (Col B & D) (E)	% Diff (E/B) (F)
Title III, Part A, Immigrant Student Program	4201	8290						
Title III, Part A, English Learner Program	4203	8290						
Public Charter Schools Grant Program (PCSGP)	4610	8290						
Other NCLB / Every Student Succeeds Act	3020, 3040, 3041, 3045, 3060, 3061, 3110, 3150, 3155, 3177, 3180, 3181, 3182, 3185, 4037, 4050, 4123, 4124, 4126, 4127, 4128, 5510, 5630	8290						
Career and Technical Education	3500-3599	8290						
All Other Federal Revenue	All Other	8290	0.00	0.00	0.00	0.00	0.00	0.0%
TOTAL, FEDERAL REVENUE			0.00	0.00	0.00	0.00	0.00	0.0%
OTHER STATE REVENUE								
Other State Apportionments								
ROC/P Entitlement Prior Years	6360	8319						
Special Education Master Plan Current Year	6500	8311						
Prior Years	6500	8319						
All Other State Apportionments - Current Year	All Other	8311	0.00	0.00	0.00	0.00	0.00	0.0%
All Other State Apportionments - Prior Years	All Other	8319	0.00	0.00	0.00	0.00	0.00	0.0%
Child Nutrition Programs		8520	0.00	0.00	0.00	0.00		
Mandated Costs Reimbursements		8550	1,556,785.00	1,556,785.00	0.00	1,556,785.00	0.00	0.0%
Lottery - Unrestricted and Instructional Materials		8560	5,080,273.00	5,080,273.00	(118,289.72)	5,747,084.00	666,811.00	13.1%
Tax Relief Subventions Restricted Levies - Other								
Homeowners' Exemptions		8575	0.00	0.00	0.00	0.00		
Other Subventions/In-Lieu Taxes		8576	0.00	0.00	0.00	0.00		
Pass-Through Revenues from State Sources		8587	0.00	0.00	0.00	0.00	0.00	0.0%
After School Education and Safety (ASES)	6010	8590						
Charter School Facility Grant	6030	8590						
Career Technical Education Incentive Grant Program	6387	8590						
Drug/Alcohol/Tobacco Funds	6650, 6690, 6695	8590						
California Clean Energy Jobs Act	6230	8590						
Specialized Secondary	7370	8590						
American Indian Early Childhood Education	7210	8590						
All Other State Revenue	All Other	8590	134,520.00	134,520.00	0.00	134,520.00	0.00	0.0%
TOTAL, OTHER STATE REVENUE			6,771,578.00	6,771,578.00	(118,289.72)	7,438,389.00	666,811.00	9.8%

Description	Resource Codes	Object Codes	Original Budget (A)	Board Approved Operating Budget (B)	Actuals To Date (C)	Projected Year Totals (D)	Difference (Col B & D) (E)	% Diff (E/B) (F)
OTHER LOCAL REVENUE								
Other Local Revenue								
County and District Taxes								
Other Restricted Levies								
Secured Roll		8615	0.00	0.00	0.00	0.00		
Unsecured Roll		8616	0.00	0.00	0.00	0.00		
Prior Years' Taxes		8617	0.00	0.00	0.00	0.00		
Supplemental Taxes		8618	0.00	0.00	0.00	0.00		
Non-Ad Valorem Taxes								
Parcel Taxes		8621	0.00	0.00	0.00	0.00	0.00	0.0%
Other		8622	0.00	0.00	0.00	0.00	0.00	0.0%
Community Redevelopment Funds Not Subject to LCFF Deduction		8625	0.00	0.00	0.00	0.00		
Penalties and Interest from Delinquent Non-LCFF Taxes		8629	0.00	0.00	0.00	0.00		
Sales								
Sale of Equipment/Supplies		8631	0.00	0.00	0.00	0.00	0.00	0.0%
Sale of Publications		8632	0.00	0.00	0.00	0.00	0.00	0.0%
Food Service Sales		8634	0.00	0.00	0.00	0.00	0.00	0.0%
All Other Sales		8639	0.00	0.00	0.00	0.00	0.00	0.0%
Leases and Rentals		8650	0.00	0.00	0.00	0.00	0.00	0.0%
Interest		8660	1,172,000.00	1,172,000.00	21,999.53	1,172,000.00	0.00	0.0%
Net Increase (Decrease) in the Fair Value of Investments		8662	0.00	0.00	0.00	0.00	0.00	0.0%
Fees and Contracts								
Adult Education Fees		8671	0.00	0.00	0.00	0.00	0.00	0.0%
Non-Resident Students		8672	0.00	0.00	0.00	0.00	0.00	0.0%
Transportation Fees From Individuals		8675	0.00	0.00	0.00	0.00	0.00	0.0%
Interagency Services		8677	37,938.00	37,938.00	0.00	37,938.00	0.00	0.0%
Mitigation/Developer Fees		8681	0.00	0.00	0.00	0.00	0.00	0.0%
All Other Fees and Contracts		8689	0.00	0.00	0.00	0.00	0.00	0.0%
Other Local Revenue								
Plus: Misc Funds Non-LCFF (50%) Adjustment		8691	0.00	14,901.00	0.00	14,901.00	0.00	0.0%
Pass-Through Revenues From Local Sources		8697	0.00	0.00	0.00	0.00		
All Other Local Revenue		8699	738,622.00	738,622.00	178,134.77	690,105.00	(48,517.00)	-6.6%
Tuition		8710	0.00	0.00	0.00	0.00	0.00	0.0%
All Other Transfers In		8781-8783	0.00	0.00	0.00	0.00	0.00	0.0%
Transfers Of Apportionments								
Special Education SELPA Transfers								
From Districts or Charter Schools	6500	8791						
From County Offices	6500	8792						
From JPAs	6500	8793						
ROC/P Transfers								
From Districts or Charter Schools	6360	8791						
From County Offices	6360	8792						
From JPAs	6360	8793						
Other Transfers of Apportionments								
From Districts or Charter Schools	All Other	8791	0.00	0.00	0.00	0.00	0.00	0.0%
From County Offices	All Other	8792	0.00	0.00	0.00	0.00	0.00	0.0%
From JPAs	All Other	8793	0.00	0.00	0.00	0.00	0.00	0.0%
All Other Transfers In from All Others		8799	0.00	0.00	0.00	0.00	0.00	0.0%
TOTAL, OTHER LOCAL REVENUE			1,948,560.00	1,963,461.00	200,134.30	1,914,944.00	(48,517.00)	-2.5%
TOTAL, REVENUES			345,392,477.00	375,981,885.00	69,390,746.10	376,600,180.00	618,295.00	0.2%

Description	Resource Codes	Object Codes	Original Budget (A)	Board Approved Operating Budget (B)	Actuals To Date (C)	Projected Year Totals (D)	Difference (Col B & D) (E)	% Diff (E/B) (F)
Certificated Teachers' Salaries		1100	132,248,260.00	132,234,149.00	32,947,605.56	131,668,191.00	565,958.00	0.4%
Certificated Pupil Support Salaries		1200	8,874,538.00	8,874,376.00	2,305,873.71	8,843,360.00	31,016.00	0.3%
Certificated Supervisors' and Administrators' Salaries		1300	16,584,753.00	16,579,273.00	5,360,292.32	16,287,803.00	291,470.00	1.8%
Other Certificated Salaries		1900	4,116,259.00	4,159,689.00	896,795.99	4,218,523.00	(58,834.00)	-1.4%
TOTAL, CERTIFICATED SALARIES			161,823,810.00	161,847,487.00	41,510,567.58	161,017,877.00	829,610.00	0.5%
CLASSIFIED SALARIES								
Classified Instructional Salaries		2100	1,123,957.00	1,111,475.00	286,474.04	1,134,853.00	(23,378.00)	-2.1%
Classified Support Salaries		2200	17,870,079.00	17,869,854.00	4,978,308.49	17,327,247.00	542,607.00	3.0%
Classified Supervisors' and Administrators' Salaries		2300	5,128,363.00	5,128,363.00	1,674,462.60	5,121,881.00	6,482.00	0.1%
Clerical, Technical and Office Salaries		2400	15,882,316.00	15,884,306.00	4,744,098.77	15,906,500.00	(22,194.00)	-0.1%
Other Classified Salaries		2900	1,415,237.00	1,411,912.00	114,288.15	1,329,244.00	82,668.00	5.9%
TOTAL, CLASSIFIED SALARIES			41,419,952.00	41,405,910.00	11,797,632.05	40,819,725.00	586,185.00	1.4%
EMPLOYEE BENEFITS								
STRS		3101-3102	26,484,825.00	26,490,291.00	6,625,477.68	25,383,932.00	1,106,359.00	4.2%
PERS		3201-3202	8,969,727.00	8,974,288.00	2,432,674.83	8,303,738.00	670,550.00	7.5%
OASDI/Medicare/Alternative		3301-3302	5,411,651.00	5,412,194.00	1,486,832.04	5,343,297.00	68,897.00	1.3%
Health and Welfare Benefits		3401-3402	39,444,168.00	39,426,357.00	7,300,474.19	37,119,215.00	2,307,142.00	5.9%
Unemployment Insurance		3501-3502	102,542.00	102,602.00	26,685.07	102,707.00	(105.00)	-0.1%
Workers' Compensation		3601-3602	3,471,992.00	3,474,429.00	1,041,089.09	3,917,582.00	(443,153.00)	-12.8%
OPEB, Allocated		3701-3702	3,578,255.00	3,579,604.00	1,080,178.04	3,996,036.00	(416,432.00)	-11.6%
OPEB, Active Employees		3751-3752	0.00	0.00	0.00	0.00	0.00	0.0%
Other Employee Benefits		3901-3902	1,309,834.00	1,310,910.00	708,132.90	2,841,753.00	(1,530,843.00)	-116.8%
TOTAL, EMPLOYEE BENEFITS			88,772,994.00	88,770,675.00	20,701,543.84	87,008,260.00	1,762,415.00	2.0%
BOOKS AND SUPPLIES								
Approved Textbooks and Core Curricula Materials		4100	2,868.00	2,868.00	0.00	2,868.00	0.00	0.0%
Books and Other Reference Materials		4200	287,376.00	295,026.00	40,692.64	325,484.00	(30,458.00)	-10.3%
Materials and Supplies		4300	5,772,203.00	6,398,348.00	470,638.29	9,092,189.00	(2,693,841.00)	-42.1%
Noncapitalized Equipment		4400	581,640.00	576,176.00	19,566.19	612,231.00	(36,055.00)	-6.3%
Food		4700	0.00	0.00	0.00	0.00	0.00	0.0%
TOTAL, BOOKS AND SUPPLIES			6,644,087.00	7,272,418.00	530,897.12	10,032,772.00	(2,760,354.00)	-38.0%
SERVICES AND OTHER OPERATING EXPENDITURES								
Subagreements for Services		5100	357,488.00	364,000.00	148,470.06	384,000.00	(20,000.00)	-5.5%
Travel and Conferences		5200	781,384.00	761,838.00	(18,204.47)	644,877.00	116,961.00	15.4%
Dues and Memberships		5300	123,559.00	123,589.00	70,802.57	121,357.00	2,232.00	1.8%
Insurance		5400-5450	2,724,845.00	2,724,845.00	1,331,388.00	2,724,845.00	0.00	0.0%
Operations and Housekeeping Services		5500	7,802,247.00	7,802,247.00	1,955,463.18	7,224,082.00	578,165.00	7.4%
Rentals, Leases, Repairs, and Noncapitalized Improvements		5600	1,011,776.00	1,015,064.00	162,289.41	1,020,676.00	(5,612.00)	-0.6%
Transfers of Direct Costs		5710	(528,778.00)	(524,789.00)	1,222,704.79	694,200.00	(1,218,989.00)	232.3%
Transfers of Direct Costs - Interfund		5750	(1,595,282.00)	(1,595,282.00)	(1,201,638.63)	(1,682,305.00)	87,023.00	-5.5%
Professional/Consulting Services and Operating Expenditures		5800	9,103,364.00	9,383,558.00	3,391,666.89	7,539,949.00	1,843,609.00	19.6%
Communications		5900	1,395,884.00	1,396,084.00	210,156.65	1,716,231.00	(320,147.00)	-22.9%
TOTAL, SERVICES AND OTHER OPERATING EXPENDITURES			21,176,487.00	21,451,154.00	7,273,098.45	20,387,912.00	1,063,242.00	5.0%

Description	Resource Codes	Object Codes	Original Budget (A)	Board Approved Operating Budget (B)	Actuals To Date (C)	Projected Year Totals (D)	Difference (Col B & D) (E)	% Diff (E/B) (F)
CAPITAL OUTLAY								
Land		6100	0.00	0.00	0.00	0.00	0.00	0.0%
Land Improvements		6170	0.00	0.00	0.00	0.00	0.00	0.0%
Buildings and Improvements of Buildings		6200	0.00	0.00	0.00	0.00	0.00	0.0%
Books and Media for New School Libraries or Major Expansion of School Libraries		6300	0.00	0.00	0.00	0.00	0.00	0.0%
Equipment		6400	0.00	0.00	0.00	147,000.00	(147,000.00)	New
Equipment Replacement		6500	0.00	0.00	0.00	0.00	0.00	0.0%
TOTAL, CAPITAL OUTLAY			0.00	0.00	0.00	147,000.00	(147,000.00)	New
OTHER OUTGO (excluding Transfers of Indirect Costs)								
Tuition								
Tuition for Instruction Under Interdistrict Attendance Agreements		7110	0.00	0.00	0.00	0.00	0.00	0.0%
State Special Schools		7130	0.00	0.00	0.00	0.00	0.00	0.0%
Tuition, Excess Costs, and/or Deficit Payments								
Payments to Districts or Charter Schools		7141	0.00	0.00	0.00	0.00	0.00	0.0%
Payments to County Offices		7142	313,230.00	313,230.00	198,930.00	710,463.00	(397,233.00)	-126.8%
Payments to JPAs		7143	0.00	0.00	0.00	0.00	0.00	0.0%
Transfers of Pass-Through Revenues								
To Districts or Charter Schools		7211	0.00	0.00	0.00	0.00	0.00	0.0%
To County Offices		7212	0.00	0.00	0.00	0.00	0.00	0.0%
To JPAs		7213	0.00	0.00	0.00	0.00	0.00	0.0%
Special Education SELPA Transfers of Apportionments								
To Districts or Charter Schools	6500	7221						
To County Offices	6500	7222						
To JPAs	6500	7223						
ROC/P Transfers of Apportionments								
To Districts or Charter Schools	6360	7221						
To County Offices	6360	7222						
To JPAs	6360	7223						
Other Transfers of Apportionments	All Other	7221-7223	0.00	0.00	0.00	0.00	0.00	0.0%
All Other Transfers		7281-7283	0.00	0.00	0.00	0.00	0.00	0.0%
All Other Transfers Out to All Others		7299	0.00	0.00	0.00	0.00	0.00	0.0%
Debt Service								
Debt Service - Interest		7438	32,270.00	24,897.00	13,341.64	24,897.00	0.00	0.0%
Other Debt Service - Principal		7439	267,793.00	275,045.00	136,603.91	275,045.00	0.00	0.0%
TOTAL, OTHER OUTGO (excluding Transfers of Indirect Costs)			613,293.00	613,172.00	348,875.55	1,010,405.00	(397,233.00)	-64.8%
OTHER OUTGO - TRANSFERS OF INDIRECT COSTS								
Transfers of Indirect Costs		7310	(5,130,932.00)	(6,091,840.00)	(9,831.30)	(6,330,071.00)	238,231.00	-3.9%
Transfers of Indirect Costs - Interfund		7350	(1,409,223.00)	(1,358,629.00)	(73,746.14)	(1,342,040.00)	(16,589.00)	1.2%
TOTAL, OTHER OUTGO - TRANSFERS OF INDIRECT COSTS			(6,540,155.00)	(7,450,469.00)	(83,577.44)	(7,672,111.00)	221,642.00	-3.0%
TOTAL, EXPENDITURES			313,910,468.00	313,910,347.00	82,079,037.15	312,751,840.00	1,158,507.00	0.4%

Description	Resource Codes	Object Codes	Original Budget (A)	Board Approved Operating Budget (B)	Actuals To Date (C)	Projected Year Totals (D)	Difference (Col B & D) (E)	% Diff (E/B) (F)
INTERFUND TRANSFERS								
INTERFUND TRANSFERS IN								
From: Special Reserve Fund		8912	0.00	0.00	0.00	0.00	0.00	0.0%
From: Bond Interest and Redemption Fund		8914	0.00	0.00	0.00	0.00	0.00	0.0%
Other Authorized Interfund Transfers In		8919	0.00	0.00	0.00	0.00	0.00	0.0%
(a) TOTAL, INTERFUND TRANSFERS IN			0.00	0.00	0.00	0.00	0.00	0.0%
INTERFUND TRANSFERS OUT								
To: Child Development Fund		7611	0.00	0.00	0.00	0.00	0.00	0.0%
To: Special Reserve Fund		7612	0.00	0.00	0.00	0.00	0.00	0.0%
To: State School Building Fund/ County School Facilities Fund		7613	0.00	0.00	0.00	0.00	0.00	0.0%
To: Cafeteria Fund		7616	175,000.00	175,000.00	0.00	1,675,000.00	(1,500,000.00)	-857.1%
Other Authorized Interfund Transfers Out		7619	52,872.00	52,872.00	0.00	52,872.00	0.00	0.0%
(b) TOTAL, INTERFUND TRANSFERS OUT			227,872.00	227,872.00	0.00	1,727,872.00	(1,500,000.00)	-658.3%
OTHER SOURCES/USES								
SOURCES								
State Apportionments Emergency Apportionments		8931	0.00	0.00	0.00	0.00	0.00	0.0%
Proceeds								
Proceeds from Disposal of Capital Assets		8953	0.00	0.00	0.00	0.00	0.00	0.0%
Other Sources								
Transfers from Funds of Lapsed/Reorganized LEAs		8965	0.00	0.00	0.00	0.00	0.00	0.0%
Long-Term Debt Proceeds Proceeds from Certificates of Participation		8971	0.00	0.00	0.00	0.00	0.00	0.0%
Proceeds from Capital Leases		8972	0.00	0.00	0.00	0.00	0.00	0.0%
Proceeds from Lease Revenue Bonds		8973	0.00	0.00	0.00	0.00	0.00	0.0%
All Other Financing Sources		8979	0.00	0.00	0.00	0.00	0.00	0.0%
(c) TOTAL, SOURCES			0.00	0.00	0.00	0.00	0.00	0.0%
USES								
Transfers of Funds from Lapsed/Reorganized LEAs		7651	0.00	0.00	0.00	0.00	0.00	0.0%
All Other Financing Uses		7699	0.00	0.00	0.00	0.00	0.00	0.0%
(d) TOTAL, USES			0.00	0.00	0.00	0.00	0.00	0.0%
CONTRIBUTIONS								
Contributions from Unrestricted Revenues		8980	(55,254,057.00)	(53,974,110.00)	(2,000,000.00)	(53,974,622.00)	(512.00)	0.0%
Contributions from Restricted Revenues		8990	0.00	0.00	0.00	0.00	0.00	0.0%
(e) TOTAL, CONTRIBUTIONS			(55,254,057.00)	(53,974,110.00)	(2,000,000.00)	(53,974,622.00)	(512.00)	0.0%
TOTAL, OTHER FINANCING SOURCES/USES (a - b + c - d + e)			(55,481,929.00)	(54,201,982.00)	(2,000,000.00)	(55,702,494.00)	(1,500,512.00)	2.8%

Description	Resource Codes	Object Codes	Original Budget (A)	Board Approved Operating Budget (B)	Actuals To Date (C)	Projected Year Totals (D)	Difference (Col B & D) (E)	% Diff (E/B) (F)
A. REVENUES								
1) LCFF Sources		8010-8099	1,706,852.00	1,706,852.00	340,707.00	1,706,852.00	0.00	0.0%
2) Federal Revenue		8100-8299	32,223,084.00	71,172,665.00	28,723,987.48	69,358,526.00	(1,814,139.00)	-2.5%
3) Other State Revenue		8300-8599	60,488,544.00	66,314,063.00	18,492,981.70	66,619,045.00	304,982.00	0.5%
4) Other Local Revenue		8600-8799	3,735,496.00	3,735,890.00	1,245,131.73	3,894,881.00	158,991.00	4.3%
5) TOTAL, REVENUES			98,153,976.00	142,929,470.00	48,802,807.91	141,579,304.00		
B. EXPENDITURES								
1) Certificated Salaries		1000-1999	43,358,869.00	45,888,300.00	12,122,168.85	46,793,428.00	(905,128.00)	-2.0%
2) Classified Salaries		2000-2999	29,127,827.00	29,429,835.00	7,662,792.80	28,982,461.00	447,374.00	1.5%
3) Employee Benefits		3000-3999	57,542,776.00	58,722,047.00	8,803,861.55	58,799,164.00	(77,117.00)	-0.1%
4) Books and Supplies		4000-4999	16,776,312.00	45,983,352.00	4,559,995.17	44,812,927.00	1,170,425.00	2.5%
5) Services and Other Operating Expenditures		5000-5999	7,028,206.00	10,042,731.00	1,385,848.01	10,310,272.00	(267,541.00)	-2.7%
6) Capital Outlay		6000-6999	146,000.00	146,000.00	103,973.79	521,022.00	(375,022.00)	-256.9%
7) Other Outgo (excluding Transfers of Indirect Costs)		7100-7299 7400-7499	0.00	0.00	0.00	0.00	0.00	0.0%
8) Other Outgo - Transfers of Indirect Costs		7300-7399	5,130,932.00	6,091,840.00	9,831.30	6,330,071.00	(238,231.00)	-3.9%
9) TOTAL, EXPENDITURES			159,110,922.00	196,304,105.00	34,648,471.47	196,549,345.00		
C. EXCESS (DEFICIENCY) OF REVENUES OVER EXPENDITURES BEFORE OTHER FINANCING SOURCES AND USES (A5 - B9)			(60,956,946.00)	(53,374,635.00)	14,154,336.44	(54,970,041.00)		
D. OTHER FINANCING SOURCES/USES								
1) Interfund Transfers								
a) Transfers In		8900-8929	0.00	0.00	0.00	0.00	0.00	0.0%
b) Transfers Out		7600-7629	2,003,848.00	4,003,848.00	4,915,000.00	6,918,848.00	(2,915,000.00)	-72.8%
2) Other Sources/Uses								
a) Sources		8930-8979	0.00	0.00	0.00	0.00	0.00	0.0%
b) Uses		7630-7699	0.00	0.00	0.00	0.00	0.00	0.0%
3) Contributions		8980-8999	55,254,057.00	53,974,110.00	2,000,000.00	53,974,622.00	512.00	0.0%
4) TOTAL, OTHER FINANCING SOURCES/USES			53,250,209.00	49,970,262.00	(2,915,000.00)	47,055,774.00		

Description	Resource Codes	Object Codes	Original Budget (A)	Board Approved Operating Budget (B)	Actuals To Date (C)	Projected Year Totals (D)	Difference (Col B & D) (E)	% Diff (E/B) (F)
E. NET INCREASE (DECREASE) IN FUND BALANCE (C + D4)			(7,706,737.00)	(3,404,373.00)	11,239,336.44	(7,914,267.00)		
F. FUND BALANCE, RESERVES								
1) Beginning Fund Balance								
a) As of July 1 - Unaudited		9791	26,222,769.35	26,222,769.35		26,222,769.35	0.00	0.0%
b) Audit Adjustments		9793	0.00	0.00		0.00	0.00	0.0%
c) As of July 1 - Audited (F1a + F1b)			26,222,769.35	26,222,769.35		26,222,769.35		
d) Other Restatements		9795	741,618.00	741,618.00		741,618.00	0.00	0.0%
e) Adjusted Beginning Balance (F1c + F1d)			26,964,387.35	26,964,387.35		26,964,387.35		
2) Ending Balance, June 30 (E + F1e)			19,257,650.35	23,560,014.35		19,050,120.35		
Components of Ending Fund Balance								
a) Nonspendable								
Revolving Cash		9711	0.00	0.00		0.00		
Stores		9712	0.00	0.00		0.00		
Prepaid Items		9713	0.00	0.00		0.00		
All Others		9719	0.00	0.00		0.00		
b) Restricted		9740	25,089,314.35	23,560,014.35		19,050,120.35		
c) Committed								
Stabilization Arrangements		9750	0.00	0.00		0.00		
Other Commitments		9760	0.00	0.00		0.00		
d) Assigned								
Other Assignments		9780	0.00	0.00		0.00		
e) Unassigned/Unappropriated								
Reserve for Economic Uncertainties		9789	0.00	0.00		0.00		
Unassigned/Unappropriated Amount		9790	(5,831,664.00)	0.00		0.00		

Description	Resource Codes	Object Codes	Original Budget (A)	Board Approved Operating Budget (B)	Actuals To Date (C)	Projected Year Totals (D)	Difference (Col B & D) (E)	% Diff (E/B) (F)
LCFF SOURCES								
Principal Apportionment State Aid - Current Year		8011	0.00	0.00	0.00	0.00		
Education Protection Account State Aid - Current Year		8012	0.00	0.00	0.00	0.00		
State Aid - Prior Years		8019	0.00	0.00	0.00	0.00		
Tax Relief Subventions Homeowners' Exemptions		8021	0.00	0.00	0.00	0.00		
Timber Yield Tax		8022	0.00	0.00	0.00	0.00		
Other Subventions/In-Lieu Taxes		8029	0.00	0.00	0.00	0.00		
County & District Taxes Secured Roll Taxes		8041	0.00	0.00	0.00	0.00		
Unsecured Roll Taxes		8042	0.00	0.00	0.00	0.00		
Prior Years' Taxes		8043	0.00	0.00	0.00	0.00		
Supplemental Taxes		8044	0.00	0.00	0.00	0.00		
Education Revenue Augmentation Fund (ERAF)		8045	0.00	0.00	0.00	0.00		
Community Redevelopment Funds (SB 617/699/1992)		8047	0.00	0.00	0.00	0.00		
Penalties and Interest from Delinquent Taxes		8048	0.00	0.00	0.00	0.00		
Miscellaneous Funds (EC 41604) Royalties and Bonuses		8081	0.00	0.00	0.00	0.00		
Other In-Lieu Taxes		8082	0.00	0.00	0.00	0.00		
Less: Non-LCFF (50%) Adjustment		8089	0.00	0.00	0.00	0.00		
Subtotal, LCFF Sources			0.00	0.00	0.00	0.00		
LCFF Transfers								
Unrestricted LCFF Transfers - Current Year	0000	8091						
All Other LCFF Transfers - Current Year	All Other	8091	0.00	0.00	0.00	0.00	0.00	0.0%
Transfers to Charter Schools in Lieu of Property Taxes		8096	0.00	0.00	0.00	0.00		
Property Taxes Transfers		8097	1,706,852.00	1,706,852.00	340,707.00	1,706,852.00	0.00	0.0%
LCFF/Revenue Limit Transfers - Prior Years		8099	0.00	0.00	0.00	0.00	0.00	0.0%
TOTAL, LCFF SOURCES			1,706,852.00	1,706,852.00	340,707.00	1,706,852.00	0.00	0.0%
FEDERAL REVENUE								
Maintenance and Operations		8110	0.00	0.00	0.00	0.00	0.00	0.0%
Special Education Entitlement		8181	10,128,149.00	11,948,529.00	4,352,067.00	10,964,537.00	(983,992.00)	-8.2%
Special Education Discretionary Grants		8182	1,146,826.00	1,341,734.00	(81,142.00)	1,341,734.00	0.00	0.0%
Child Nutrition Programs		8220	0.00	0.00	0.00	0.00	0.00	0.0%
Donated Food Commodities		8221	0.00	0.00	0.00	0.00	0.00	0.0%
Forest Reserve Funds		8260	0.00	0.00	0.00	0.00		
Flood Control Funds		8270	0.00	0.00	0.00	0.00		
Wildlife Reserve Funds		8280	0.00	0.00	0.00	0.00		
FEMA		8281	0.00	0.00	0.00	0.00	0.00	0.0%
Interagency Contracts Between LEAs		8285	0.00	27,500.00	27,500.00	27,500.00	0.00	0.0%
Pass-Through Revenues from Federal Sources		8287	0.00	0.00	0.00	0.00	0.00	0.0%
Title I, Part A, Basic	3010	8290	14,424,619.00	16,118,633.00	0.00	15,296,071.00	(822,562.00)	-5.1%
Title I, Part D, Local Delinquent Programs	3025	8290	0.00	0.00	0.00	0.00	0.00	0.0%
Title II, Part A, Supporting Effective Instruction	4035	8290	1,352,485.00	1,477,660.00	0.00	1,877,967.00	400,307.00	27.1%

Description	Resource Codes	Object Codes	Original Budget (A)	Board Approved Operating Budget (B)	Actuals To Date (C)	Projected Year Totals (D)	Difference (Col B & D) (E)	% Diff (E/B) (F)
Title III, Part A, Immigrant Student Program	4201	8290	293,277.00	383,461.00	0.00	419,193.00	35,732.00	9.3%
Title III, Part A, English Learner Program	4203	8290	619,081.00	722,505.00	71,132.00	724,966.00	2,461.00	0.3%
Public Charter Schools Grant Program (PCSGP)	4610	8290	0.00	0.00	0.00	0.00	0.00	0.0%
Other NCLB / Every Student Succeeds Act	3020, 3040, 3041, 3045, 3060, 3061, 3110, 3150, 3155, 3177, 3180, 3181, 3182, 3185, 4037, 4050, 4123, 4124, 4126, 4127, 4128, 5510, 5630	8290	2,598,180.00	3,167,669.00	317,612.20	2,588,619.00	(579,050.00)	-18.3%
Career and Technical Education	3500-3599	8290	420,685.00	420,685.00	0.00	420,685.00	0.00	0.0%
All Other Federal Revenue	All Other	8290	1,239,782.00	35,564,289.00	24,036,818.28	35,697,254.00	132,965.00	0.4%
TOTAL, FEDERAL REVENUE			32,223,084.00	71,172,665.00	28,723,987.48	69,358,526.00	(1,814,139.00)	-2.5%
OTHER STATE REVENUE								
Other State Apportionments								
ROC/P Entitlement Prior Years	6360	8319	0.00	0.00	0.00	0.00	0.00	0.0%
Special Education Master Plan Current Year	6500	8311	29,301,073.00	30,643,933.00	11,058,852.00	30,643,933.00	0.00	0.0%
Prior Years	6500	8319	98,515.00	98,515.00	21,083.00	98,515.00	0.00	0.0%
All Other State Apportionments - Current Year	All Other	8311	0.00	0.00	0.00	0.00	0.00	0.0%
All Other State Apportionments - Prior Years	All Other	8319	0.00	0.00	0.00	0.00	0.00	0.0%
Child Nutrition Programs		8520	0.00	0.00	0.00	0.00	0.00	0.0%
Mandated Costs Reimbursements		8550	0.00	0.00	0.00	0.00		
Lottery - Unrestricted and Instructional Materia		8560	1,793,038.00	1,916,022.00	(122,219.72)	1,793,802.00	(122,220.00)	-6.4%
Tax Relief Subventions Restricted Levies - Other								
Homeowners' Exemptions		8575	0.00	0.00	0.00	0.00	0.00	0.0%
Other Subventions/In-Lieu Taxes		8576	0.00	0.00	0.00	0.00	0.00	0.0%
Pass-Through Revenues from State Sources		8587	0.00	0.00	0.00	0.00	0.00	0.0%
After School Education and Safety (ASES)	6010	8590	3,934,493.00	3,934,493.00	0.00	3,934,493.00	0.00	0.0%
Charter School Facility Grant	6030	8590	0.00	0.00	0.00	0.00	0.00	0.0%
Career Technical Education Incentive Grant Program	6387	8590	1,100,642.00	1,454,095.00	1,344,030.63	1,454,095.00	0.00	0.0%
Drug/Alcohol/Tobacco Funds	6650, 6690, 6695	8590	0.00	0.00	173,182.00	420,783.00	420,783.00	New
California Clean Energy Jobs Act	6230	8590	0.00	0.00	0.00	0.00	0.00	0.0%
Specialized Secondary	7370	8590	0.00	0.00	0.00	0.00	0.00	0.0%
American Indian Early Childhood Education	7210	8590	0.00	0.00	0.00	0.00	0.00	0.0%
All Other State Revenue	All Other	8590	24,260,783.00	28,267,005.00	6,018,053.79	28,273,424.00	6,419.00	0.0%
TOTAL, OTHER STATE REVENUE			60,488,544.00	66,314,063.00	18,492,981.70	66,619,045.00	304,982.00	0.5%

Description	Resource Codes	Object Codes	Original Budget (A)	Board Approved Operating Budget (B)	Actuals To Date (C)	Projected Year Totals (D)	Difference (Col B & D) (E)	% Diff (E/B) (F)
OTHER LOCAL REVENUE								
Other Local Revenue								
County and District Taxes								
Other Restricted Levies								
Secured Roll		8615	0.00	0.00	0.00	0.00	0.00	0.0%
Unsecured Roll		8616	0.00	0.00	0.00	0.00	0.00	0.0%
Prior Years' Taxes		8617	0.00	0.00	0.00	0.00	0.00	0.0%
Supplemental Taxes		8618	0.00	0.00	0.00	0.00	0.00	0.0%
Non-Ad Valorem Taxes								
Parcel Taxes		8621	0.00	0.00	0.00	0.00	0.00	0.0%
Other		8622	0.00	0.00	0.00	0.00	0.00	0.0%
Community Redevelopment Funds Not Subject to LCFF Deduction		8625	0.00	0.00	0.00	0.00	0.00	0.0%
Penalties and Interest from Delinquent Non-LCFF Taxes		8629	0.00	0.00	0.00	0.00	0.00	0.0%
Sales								
Sale of Equipment/Supplies		8631	0.00	0.00	0.00	0.00	0.00	0.0%
Sale of Publications		8632	0.00	0.00	0.00	0.00	0.00	0.0%
Food Service Sales		8634	0.00	0.00	0.00	0.00	0.00	0.0%
All Other Sales		8639	0.00	0.00	0.00	0.00	0.00	0.0%
Leases and Rentals		8650	0.00	0.00	0.00	0.00	0.00	0.0%
Interest		8660	0.00	0.00	0.00	0.00	0.00	0.0%
Net Increase (Decrease) in the Fair Value of Investments		8662	0.00	0.00	0.00	0.00	0.00	0.0%
Fees and Contracts								
Adult Education Fees		8671	0.00	0.00	0.00	0.00		
Non-Resident Students		8672	0.00	0.00	0.00	0.00		
Transportation Fees From Individuals		8675	0.00	0.00	0.00	0.00	0.00	0.0%
Interagency Services		8677	121,884.00	121,884.00	3,559.50	121,884.00	0.00	0.0%
Mitigation/Developer Fees		8681	0.00	0.00	0.00	0.00	0.00	0.0%
All Other Fees and Contracts		8689	968,132.00	968,132.00	61,125.96	593,132.00	(375,000.00)	-38.7%
Other Local Revenue								
Plus: Misc Funds Non-LCFF (50%) Adjustme		8691	0.00	0.00	0.00	0.00		
Pass-Through Revenues From Local Sources		8697	0.00	0.00	0.00	0.00	0.00	0.0%
All Other Local Revenue		8699	2,371,893.00	2,372,287.00	1,180,446.27	2,906,278.00	533,991.00	22.5%
Tuition		8710	0.00	0.00	0.00	0.00	0.00	0.0%
All Other Transfers In		8781-8783	0.00	0.00	0.00	0.00	0.00	0.0%
Transfers Of Apportionments								
Special Education SELPA Transfers								
From Districts or Charter Schools	6500	8791	0.00	0.00	0.00	0.00	0.00	0.0%
From County Offices	6500	8792	273,587.00	273,587.00	0.00	273,587.00	0.00	0.0%
From JPAs	6500	8793	0.00	0.00	0.00	0.00	0.00	0.0%
ROC/P Transfers								
From Districts or Charter Schools	6360	8791	0.00	0.00	0.00	0.00	0.00	0.0%
From County Offices	6360	8792	0.00	0.00	0.00	0.00	0.00	0.0%
From JPAs	6360	8793	0.00	0.00	0.00	0.00	0.00	0.0%
Other Transfers of Apportionments								
From Districts or Charter Schools	All Other	8791	0.00	0.00	0.00	0.00	0.00	0.0%
From County Offices	All Other	8792	0.00	0.00	0.00	0.00	0.00	0.0%
From JPAs	All Other	8793	0.00	0.00	0.00	0.00	0.00	0.0%
All Other Transfers In from All Others		8799	0.00	0.00	0.00	0.00	0.00	0.0%
TOTAL, OTHER LOCAL REVENUE			3,735,496.00	3,735,890.00	1,245,131.73	3,894,881.00	158,991.00	4.3%
TOTAL, REVENUES			98,153,976.00	142,929,470.00	48,802,807.91	141,579,304.00	(1,350,166.00)	-0.9%

Description	Resource Codes	Object Codes	Original Budget (A)	Board Approved Operating Budget (B)	Actuals To Date (C)	Projected Year Totals (D)	Difference (Col B & D) (E)	% Diff (E/B) (F)
CERTIFICATED SALARIES								
Certificated Teachers' Salaries		1100	30,455,288.00	32,529,464.00	8,446,666.46	33,217,945.00	(688,481.00)	-2.1%
Certificated Pupil Support Salaries		1200	4,893,907.00	4,953,285.00	1,263,116.41	5,018,601.00	(65,316.00)	-1.3%
Certificated Supervisors' and Administrators' Salaries		1300	2,717,279.00	2,717,279.00	876,768.25	2,711,917.00	5,362.00	0.2%
Other Certificated Salaries		1900	5,292,395.00	5,688,272.00	1,535,617.73	5,844,965.00	(156,693.00)	-2.8%
TOTAL, CERTIFICATED SALARIES			43,358,869.00	45,888,300.00	12,122,168.85	46,793,428.00	(905,128.00)	-2.0%
CLASSIFIED SALARIES								
Classified Instructional Salaries		2100	12,513,579.00	12,612,797.00	3,036,746.86	12,643,843.00	(31,046.00)	-0.2%
Classified Support Salaries		2200	9,980,966.00	10,032,261.00	2,887,489.50	9,822,180.00	210,081.00	2.1%
Classified Supervisors' and Administrators' Salaries		2300	3,512,376.00	3,612,032.00	1,026,558.03	3,422,298.00	189,734.00	5.3%
Clerical, Technical and Office Salaries		2400	1,566,648.00	1,570,283.00	463,622.05	1,515,611.00	54,672.00	3.5%
Other Classified Salaries		2900	1,554,258.00	1,602,462.00	248,376.36	1,578,529.00	23,933.00	1.5%
TOTAL, CLASSIFIED SALARIES			29,127,827.00	29,429,835.00	7,662,792.80	28,982,461.00	447,374.00	1.5%
EMPLOYEE BENEFITS								
STRS		3101-3102	27,075,575.00	27,456,682.00	1,829,092.44	27,240,783.00	215,899.00	0.8%
PERS		3201-3202	6,015,745.00	6,069,058.00	1,685,793.41	6,159,479.00	(90,421.00)	-1.5%
OASDI/Medicare/Alternative		3301-3302	2,817,326.00	2,874,989.00	785,711.39	2,882,146.00	(7,157.00)	-0.2%
Health and Welfare Benefits		3401-3402	17,385,747.00	17,934,153.00	3,336,639.42	18,020,822.00	(86,669.00)	-0.5%
Unemployment Insurance		3501-3502	36,214.00	37,615.00	9,906.07	37,953.00	(338.00)	-0.9%
Workers' Compensation		3601-3602	1,401,204.00	1,456,260.00	386,899.57	1,451,648.00	4,612.00	0.3%
OPEB, Allocated		3701-3702	1,747,023.00	1,795,758.00	471,452.21	1,786,400.00	9,358.00	0.5%
OPEB, Active Employees		3751-3752	0.00	0.00	0.00	0.00	0.00	0.0%
Other Employee Benefits		3901-3902	1,063,942.00	1,097,532.00	298,367.04	1,219,933.00	(122,401.00)	-11.2%
TOTAL, EMPLOYEE BENEFITS			57,542,776.00	58,722,047.00	8,803,861.55	58,799,164.00	(77,117.00)	-0.1%
BOOKS AND SUPPLIES								
Approved Textbooks and Core Curricula Materials		4100	3,249,601.00	3,372,585.00	311,489.75	5,348,475.00	(1,975,890.00)	-58.6%
Books and Other Reference Materials		4200	432,569.00	393,080.00	381,663.72	906,230.00	(513,150.00)	-130.5%
Materials and Supplies		4300	9,697,906.00	38,944,582.00	3,382,855.07	34,715,062.00	4,229,520.00	10.9%
Noncapitalized Equipment		4400	3,388,553.00	3,265,422.00	483,986.63	3,835,477.00	(570,055.00)	-17.5%
Food		4700	7,683.00	7,683.00	0.00	7,683.00	0.00	0.0%
TOTAL, BOOKS AND SUPPLIES			16,776,312.00	45,983,352.00	4,559,995.17	44,812,927.00	1,170,425.00	2.5%
SERVICES AND OTHER OPERATING EXPENDITURES								
Subagreements for Services		5100	5,849,765.00	6,239,776.00	489,663.72	6,238,112.00	1,664.00	0.0%
Travel and Conferences		5200	428,945.00	337,877.00	(8,088.22)	373,123.00	(35,246.00)	-10.4%
Dues and Memberships		5300	35,840.00	74,819.00	75,581.87	87,184.00	(12,365.00)	-16.5%
Insurance		5400-5450	0.00	0.00	0.00	0.00	0.00	0.0%
Operations and Housekeeping Services		5500	0.00	0.00	0.00	0.00	0.00	0.0%
Rentals, Leases, Repairs, and Noncapitalized Improvements		5600	260,155.00	320,970.00	85,801.59	337,043.00	(16,073.00)	-5.0%
Transfers of Direct Costs		5710	528,778.00	524,789.00	(1,222,704.79)	(694,200.00)	1,218,989.00	232.3%
Transfers of Direct Costs - Interfund		5750	(4,787,788.00)	(4,781,888.00)	(616,562.14)	(4,586,133.00)	(195,755.00)	4.1%
Professional/Consulting Services and Operating Expenditures		5800	4,583,870.00	7,197,747.00	2,463,805.90	8,112,388.00	(914,641.00)	-12.7%
Communications		5900	128,641.00	128,641.00	118,350.08	442,755.00	(314,114.00)	-244.2%
TOTAL, SERVICES AND OTHER OPERATING EXPENDITURES			7,028,206.00	10,042,731.00	1,385,848.01	10,310,272.00	(267,541.00)	-2.7%

Description	Resource Codes	Object Codes	Original Budget (A)	Board Approved Operating Budget (B)	Actuals To Date (C)	Projected Year Totals (D)	Difference (Col B & D) (E)	% Diff (E/B) (F)
CAPITAL OUTLAY								
Land		6100	0.00	0.00	0.00	0.00	0.00	0.0%
Land Improvements		6170	0.00	0.00	0.00	0.00	0.00	0.0%
Buildings and Improvements of Buildings		6200	0.00	0.00	0.00	0.00	0.00	0.0%
Books and Media for New School Libraries or Major Expansion of School Libraries		6300	0.00	0.00	0.00	0.00	0.00	0.0%
Equipment		6400	0.00	0.00	103,973.79	375,022.00	(375,022.00)	New
Equipment Replacement		6500	146,000.00	146,000.00	0.00	146,000.00	0.00	0.0%
TOTAL, CAPITAL OUTLAY			146,000.00	146,000.00	103,973.79	521,022.00	(375,022.00)	-256.9%
OTHER OUTGO (excluding Transfers of Indirect Costs)								
Tuition								
Tuition for Instruction Under Interdistrict Attendance Agreements		7110	0.00	0.00	0.00	0.00	0.00	0.0%
State Special Schools		7130	0.00	0.00	0.00	0.00	0.00	0.0%
Tuition, Excess Costs, and/or Deficit Payments								
Payments to Districts or Charter Schools		7141	0.00	0.00	0.00	0.00	0.00	0.0%
Payments to County Offices		7142	0.00	0.00	0.00	0.00	0.00	0.0%
Payments to JPAs		7143	0.00	0.00	0.00	0.00	0.00	0.0%
Transfers of Pass-Through Revenues								
To Districts or Charter Schools		7211	0.00	0.00	0.00	0.00	0.00	0.0%
To County Offices		7212	0.00	0.00	0.00	0.00	0.00	0.0%
To JPAs		7213	0.00	0.00	0.00	0.00	0.00	0.0%
Special Education SELPA Transfers of Apportionments								
To Districts or Charter Schools	6500	7221	0.00	0.00	0.00	0.00	0.00	0.0%
To County Offices	6500	7222	0.00	0.00	0.00	0.00	0.00	0.0%
To JPAs	6500	7223	0.00	0.00	0.00	0.00	0.00	0.0%
ROC/P Transfers of Apportionments								
To Districts or Charter Schools	6360	7221	0.00	0.00	0.00	0.00	0.00	0.0%
To County Offices	6360	7222	0.00	0.00	0.00	0.00	0.00	0.0%
To JPAs	6360	7223	0.00	0.00	0.00	0.00	0.00	0.0%
Other Transfers of Apportionments	All Other	7221-7223	0.00	0.00	0.00	0.00	0.00	0.0%
All Other Transfers		7281-7283	0.00	0.00	0.00	0.00	0.00	0.0%
All Other Transfers Out to All Others		7299	0.00	0.00	0.00	0.00	0.00	0.0%
Debt Service								
Debt Service - Interest		7438	0.00	0.00	0.00	0.00	0.00	0.0%
Other Debt Service - Principal		7439	0.00	0.00	0.00	0.00	0.00	0.0%
TOTAL, OTHER OUTGO (excluding Transfers of Indirect Costs)			0.00	0.00	0.00	0.00	0.00	0.0%
OTHER OUTGO - TRANSFERS OF INDIRECT COSTS								
Transfers of Indirect Costs		7310	5,130,932.00	6,091,840.00	9,831.30	6,330,071.00	(238,231.00)	-3.9%
Transfers of Indirect Costs - Interfund		7350	0.00	0.00	0.00	0.00	0.00	0.0%
TOTAL, OTHER OUTGO - TRANSFERS OF INDIRECT COSTS			5,130,932.00	6,091,840.00	9,831.30	6,330,071.00	(238,231.00)	-3.9%
TOTAL, EXPENDITURES			159,110,922.00	196,304,105.00	34,648,471.47	196,549,345.00	(245,240.00)	-0.1%

Description	Resource Codes	Object Codes	Original Budget (A)	Board Approved Operating Budget (B)	Actuals To Date (C)	Projected Year Totals (D)	Difference (Col B & D) (E)	% Diff (E/B) (F)
INTERFUND TRANSFERS								
INTERFUND TRANSFERS IN								
From: Special Reserve Fund		8912	0.00	0.00	0.00	0.00	0.00	0.0%
From: Bond Interest and Redemption Fund		8914	0.00	0.00	0.00	0.00		
Other Authorized Interfund Transfers In		8919	0.00	0.00	0.00	0.00	0.00	0.0%
(a) TOTAL, INTERFUND TRANSFERS IN			0.00	0.00	0.00	0.00	0.00	0.0%
INTERFUND TRANSFERS OUT								
To: Child Development Fund		7611	0.00	2,000,000.00	2,915,000.00	2,915,000.00	(915,000.00)	-45.8%
To: Special Reserve Fund		7612	0.00	0.00	0.00	0.00	0.00	0.0%
To: State School Building Fund/ County School Facilities Fund		7613	0.00	0.00	0.00	0.00	0.00	0.0%
To: Cafeteria Fund		7616	0.00	0.00	0.00	2,000,000.00	(2,000,000.00)	New
Other Authorized Interfund Transfers Out		7619	2,003,848.00	2,003,848.00	2,000,000.00	2,003,848.00	0.00	0.0%
(b) TOTAL, INTERFUND TRANSFERS OUT			2,003,848.00	4,003,848.00	4,915,000.00	6,918,848.00	(2,915,000.00)	-72.8%
OTHER SOURCES/USES								
SOURCES								
State Apportionments Emergency Apportionments		8931	0.00	0.00	0.00	0.00		
Proceeds								
Proceeds from Disposal of Capital Assets		8953	0.00	0.00	0.00	0.00	0.00	0.0%
Other Sources								
Transfers from Funds of Lapsed/Reorganized LEAs		8965	0.00	0.00	0.00	0.00	0.00	0.0%
Long-Term Debt Proceeds Proceeds from Certificates of Participation		8971	0.00	0.00	0.00	0.00	0.00	0.0%
Proceeds from Capital Leases		8972	0.00	0.00	0.00	0.00	0.00	0.0%
Proceeds from Lease Revenue Bonds		8973	0.00	0.00	0.00	0.00	0.00	0.0%
All Other Financing Sources		8979	0.00	0.00	0.00	0.00	0.00	0.0%
(c) TOTAL, SOURCES			0.00	0.00	0.00	0.00	0.00	0.0%
USES								
Transfers of Funds from Lapsed/Reorganized LEAs		7651	0.00	0.00	0.00	0.00	0.00	0.0%
All Other Financing Uses		7699	0.00	0.00	0.00	0.00	0.00	0.0%
(d) TOTAL, USES			0.00	0.00	0.00	0.00	0.00	0.0%
CONTRIBUTIONS								
Contributions from Unrestricted Revenues		8980	55,254,057.00	53,974,110.00	2,000,000.00	53,974,622.00	512.00	0.0%
Contributions from Restricted Revenues		8990	0.00	0.00	0.00	0.00	0.00	0.0%
(e) TOTAL, CONTRIBUTIONS			55,254,057.00	53,974,110.00	2,000,000.00	53,974,622.00	512.00	0.0%
TOTAL, OTHER FINANCING SOURCES/USES (a - b + c - d + e)			53,250,209.00	49,970,262.00	(2,915,000.00)	47,055,774.00	2,914,488.00	-5.8%

Description	Resource Codes	Object Codes	Original Budget (A)	Board Approved Operating Budget (B)	Actuals To Date (C)	Projected Year Totals (D)	Difference (Col B & D) (E)	% Diff (E/B) (F)
A. REVENUES								
1) LCFF Sources		8010-8099	338,379,191.00	368,953,698.00	69,649,608.52	368,953,699.00	1.00	0.0%
2) Federal Revenue		8100-8299	32,223,084.00	71,172,665.00	28,723,987.48	69,358,526.00	(1,814,139.00)	-2.5%
3) Other State Revenue		8300-8599	67,260,122.00	73,085,641.00	18,374,691.98	74,057,434.00	971,793.00	1.3%
4) Other Local Revenue		8600-8799	5,684,056.00	5,699,351.00	1,445,266.03	5,809,825.00	110,474.00	1.9%
5) TOTAL, REVENUES			443,546,453.00	518,911,355.00	118,193,554.01	518,179,484.00		
B. EXPENDITURES								
1) Certificated Salaries		1000-1999	205,182,679.00	207,735,787.00	53,632,736.43	207,811,305.00	(75,518.00)	0.0%
2) Classified Salaries		2000-2999	70,547,779.00	70,835,745.00	19,460,424.85	69,802,186.00	1,033,559.00	1.5%
3) Employee Benefits		3000-3999	146,315,770.00	147,492,722.00	29,505,405.39	145,807,424.00	1,685,298.00	1.1%
4) Books and Supplies		4000-4999	23,420,399.00	53,255,770.00	5,090,892.29	54,845,699.00	(1,589,929.00)	-3.0%
5) Services and Other Operating Expenditures		5000-5999	28,204,693.00	31,493,885.00	8,658,946.46	30,698,184.00	795,701.00	2.5%
6) Capital Outlay		6000-6999	146,000.00	146,000.00	103,973.79	668,022.00	(522,022.00)	-357.5%
7) Other Outgo (excluding Transfers of Indirect Costs)		7100-7299 7400-7499	613,293.00	613,172.00	348,875.55	1,010,405.00	(397,233.00)	-64.8%
8) Other Outgo - Transfers of Indirect Costs		7300-7399	(1,409,223.00)	(1,358,629.00)	(73,746.14)	(1,342,040.00)	(16,589.00)	1.2%
9) TOTAL, EXPENDITURES			473,021,390.00	510,214,452.00	116,727,508.62	509,301,185.00		
C. EXCESS (DEFICIENCY) OF REVENUES OVER EXPENDITURES BEFORE OTHER FINANCING SOURCES AND USES (A5 - B9)			(29,474,937.00)	8,696,903.00	1,466,045.39	8,878,299.00		
D. OTHER FINANCING SOURCES/USES								
1) Interfund Transfers								
a) Transfers In		8900-8929	0.00	0.00	0.00	0.00	0.00	0.0%
b) Transfers Out		7600-7629	2,231,720.00	4,231,720.00	4,915,000.00	8,646,720.00	(4,415,000.00)	-104.3%
2) Other Sources/Uses								
a) Sources		8930-8979	0.00	0.00	0.00	0.00	0.00	0.0%
b) Uses		7630-7699	0.00	0.00	0.00	0.00	0.00	0.0%
3) Contributions		8980-8999	0.00	0.00	0.00	0.00	0.00	0.0%
4) TOTAL, OTHER FINANCING SOURCES/USES			(2,231,720.00)	(4,231,720.00)	(4,915,000.00)	(8,646,720.00)		

Description	Resource Codes	Object Codes	Original Budget (A)	Board Approved Operating Budget (B)	Actuals To Date (C)	Projected Year Totals (D)	Difference (Col B & D) (E)	% Diff (E/B) (F)
E. NET INCREASE (DECREASE) IN FUND BALANCE (C + D4)			(31,706,657.00)	4,465,183.00	(3,448,954.61)	231,579.00		
F. FUND BALANCE, RESERVES								
1) Beginning Fund Balance								
a) As of July 1 - Unaudited		9791	78,326,433.07	78,326,433.07		78,326,433.07	0.00	0.0%
b) Audit Adjustments		9793	0.00	0.00		0.00	0.00	0.0%
c) As of July 1 - Audited (F1a + F1b)			78,326,433.07	78,326,433.07		78,326,433.07		
d) Other Restatements		9795	0.00	0.00		0.00	0.00	0.0%
e) Adjusted Beginning Balance (F1c + F1d)			78,326,433.07	78,326,433.07		78,326,433.07		
2) Ending Balance, June 30 (E + F1e)			46,619,776.07	82,791,616.07		78,558,012.07		
Components of Ending Fund Balance								
a) Nonspendable								
Revolving Cash		9711	205,000.00	205,000.00		205,000.00		
Stores		9712	150,000.00	150,000.00		150,000.00		
Prepaid Items		9713	145,000.00	145,000.00		145,000.00		
All Others		9719	0.00	0.00		0.00		
b) Restricted		9740	25,089,314.35	23,560,014.35		19,050,120.35		
c) Committed								
Stabilization Arrangements		9750	0.00	0.00		0.00		
Other Commitments		9760	0.00	0.00		0.00		
d) Assigned								
Other Assignments		9780	2,998,305.00	6,276,405.00		5,344,019.00		
Strategic Plan	0000	9780	*762,000.00*					
LCFF Supplemental	0000	9780	*2,236,305.00*					
Strategic Plan	0000	9780		*762,000.00*				
LCFF Supplemental	0000	9780		*5,514,405.00*				
Strategic Plan	0000	9780				*762,000.00*		
LCFF Supplemental	0000	9780				*4,582,019.00*		
e) Unassigned/Unappropriated								
Reserve for Economic Uncertainties		9789	9,510,000.00	10,300,000.00		10,360,000.00		
Unassigned/Unappropriated Amount		9790	8,522,156.72	42,155,196.72		43,303,872.72		

Description	Resource Codes	Object Codes	Original Budget (A)	Board Approved Operating Budget (B)	Actuals To Date (C)	Projected Year Totals (D)	Difference (Col B & D) (E)	% Diff (E/B) (F)
LCFF SOURCES								
Principal Apportionment State Aid - Current Year		8011	187,769,618.00	247,905,895.00	57,701,419.00	207,405,411.00	(40,500,484.00)	-16.3%
Education Protection Account State Aid - Current Year		8012	60,422,053.00	32,003,706.00	18,139,894.00	72,559,574.00	40,555,868.00	126.7%
State Aid - Prior Years		8019	0.00	0.00	0.00	0.00	0.00	0.0%
Tax Relief Subventions Homeowners' Exemptions		8021	859,452.00	863,461.00	0.00	863,461.00	0.00	0.0%
Timber Yield Tax		8022	0.00	20.00	0.00	20.00	0.00	0.0%
Other Subventions/In-Lieu Taxes		8029	0.00	0.00	0.00	0.00	0.00	0.0%
County & District Taxes Secured Roll Taxes		8041	92,718,214.00	92,315,206.00	0.00	92,315,206.00	0.00	0.0%
Unsecured Roll Taxes		8042	2,737,916.00	3,385,460.00	0.00	3,385,460.00	0.00	0.0%
Prior Years' Taxes		8043	639,894.00	921,538.00	(14.46)	921,538.00	0.00	0.0%
Supplemental Taxes		8044	3,714,888.00	2,085,802.00	0.00	2,085,802.00	0.00	0.0%
Education Revenue Augmentation Fund (ERAF)		8045	14,247,735.00	13,651,346.00	0.00	13,651,346.00	0.00	0.0%
Community Redevelopment Funds (SB 617/699/1992)		8047	24,339.00	166,100.00	0.00	166,100.00	0.00	0.0%
Penalties and Interest from Delinquent Taxes		8048	0.00	0.00	0.00	0.00	0.00	0.0%
Miscellaneous Funds (EC 41604) Royalties and Bonuses		8081	0.00	0.00	0.00	0.00	0.00	0.0%
Other In-Lieu Taxes		8082	0.00	29,803.00	859.98	29,803.00	0.00	0.0%
Less: Non-LCFF (50%) Adjustment		8089	0.00	(14,901.00)	0.00	(14,901.00)	0.00	0.0%
Subtotal, LCFF Sources			363,134,109.00	393,313,436.00	75,842,158.52	393,368,820.00	55,384.00	0.0%
LCFF Transfers								
Unrestricted LCFF Transfers - Current Year	0000	8091	0.00	0.00	0.00	0.00	0.00	0.0%
All Other LCFF Transfers - Current Year	All Other	8091	0.00	0.00	0.00	0.00	0.00	0.0%
Transfers to Charter Schools in Lieu of Property Taxes		8096	(26,461,770.00)	(26,066,590.00)	(6,533,257.00)	(26,121,973.00)	(55,383.00)	0.2%
Property Taxes Transfers		8097	1,706,852.00	1,706,852.00	340,707.00	1,706,852.00	0.00	0.0%
LCFF/Revenue Limit Transfers - Prior Years		8099	0.00	0.00	0.00	0.00	0.00	0.0%
TOTAL, LCFF SOURCES			338,379,191.00	368,953,698.00	69,649,608.52	368,953,699.00	1.00	0.0%
FEDERAL REVENUE								
Maintenance and Operations		8110	0.00	0.00	0.00	0.00	0.00	0.0%
Special Education Entitlement		8181	10,128,149.00	11,948,529.00	4,352,067.00	10,964,537.00	(983,992.00)	-8.2%
Special Education Discretionary Grants		8182	1,146,826.00	1,341,734.00	(81,142.00)	1,341,734.00	0.00	0.0%
Child Nutrition Programs		8220	0.00	0.00	0.00	0.00	0.00	0.0%
Donated Food Commodities		8221	0.00	0.00	0.00	0.00	0.00	0.0%
Forest Reserve Funds		8260	0.00	0.00	0.00	0.00	0.00	0.0%
Flood Control Funds		8270	0.00	0.00	0.00	0.00	0.00	0.0%
Wildlife Reserve Funds		8280	0.00	0.00	0.00	0.00	0.00	0.0%
FEMA		8281	0.00	0.00	0.00	0.00	0.00	0.0%
Interagency Contracts Between LEAs		8285	0.00	27,500.00	27,500.00	27,500.00	0.00	0.0%
Pass-Through Revenues from Federal Sources		8287	0.00	0.00	0.00	0.00	0.00	0.0%
Title I, Part A, Basic	3010	8290	14,424,619.00	16,118,633.00	0.00	15,296,071.00	(822,562.00)	-5.1%
Title I, Part D, Local Delinquent Programs	3025	8290	0.00	0.00	0.00	0.00	0.00	0.0%
Title II, Part A, Supporting Effective Instruction	4035	8290	1,352,485.00	1,477,660.00	0.00	1,877,967.00	400,307.00	27.1%

Description	Resource Codes	Object Codes	Original Budget (A)	Board Approved Operating Budget (B)	Actuals To Date (C)	Projected Year Totals (D)	Difference (Col B & D) (E)	% Diff (E/B) (F)
Title III, Part A, Immigrant Student Program	4201	8290	293,277.00	383,461.00	0.00	419,193.00	35,732.00	9.3%
Title III, Part A, English Learner Program	4203	8290	619,081.00	722,505.00	71,132.00	724,966.00	2,461.00	0.3%
Public Charter Schools Grant Program (PCSGP)	4610	8290	0.00	0.00	0.00	0.00	0.00	0.0%
Other NCLB / Every Student Succeeds Act	3020, 3040, 3041, 3045, 3060, 3061, 3110, 3150, 3155, 3177, 3180, 3181, 3182, 3185, 4037, 4050, 4123, 4124, 4126, 4127, 4128, 5510, 5630	8290	2,598,180.00	3,167,669.00	317,612.20	2,588,619.00	(579,050.00)	-18.3%
Career and Technical Education	3500-3599	8290	420,685.00	420,685.00	0.00	420,685.00	0.00	0.0%
All Other Federal Revenue	All Other	8290	1,239,782.00	35,564,289.00	24,036,818.28	35,697,254.00	132,965.00	0.4%
TOTAL, FEDERAL REVENUE			32,223,084.00	71,172,665.00	28,723,987.48	69,358,526.00	(1,814,139.00)	-2.5%
OTHER STATE REVENUE								
Other State Apportionments								
ROC/P Entitlement Prior Years	6360	8319	0.00	0.00	0.00	0.00	0.00	0.0%
Special Education Master Plan Current Year	6500	8311	29,301,073.00	30,643,933.00	11,058,852.00	30,643,933.00	0.00	0.0%
Prior Years	6500	8319	98,515.00	98,515.00	21,083.00	98,515.00	0.00	0.0%
All Other State Apportionments - Current Year	All Other	8311	0.00	0.00	0.00	0.00	0.00	0.0%
All Other State Apportionments - Prior Years	All Other	8319	0.00	0.00	0.00	0.00	0.00	0.0%
Child Nutrition Programs		8520	0.00	0.00	0.00	0.00	0.00	0.0%
Mandated Costs Reimbursements		8550	1,556,785.00	1,556,785.00	0.00	1,556,785.00	0.00	0.0%
Lottery - Unrestricted and Instructional Materia		8560	6,873,311.00	6,996,295.00	(240,509.44)	7,540,886.00	544,591.00	7.8%
Tax Relief Subventions Restricted Levies - Other								
Homeowners' Exemptions		8575	0.00	0.00	0.00	0.00	0.00	0.0%
Other Subventions/In-Lieu Taxes		8576	0.00	0.00	0.00	0.00	0.00	0.0%
Pass-Through Revenues from State Sources		8587	0.00	0.00	0.00	0.00	0.00	0.0%
After School Education and Safety (ASES)	6010	8590	3,934,493.00	3,934,493.00	0.00	3,934,493.00	0.00	0.0%
Charter School Facility Grant	6030	8590	0.00	0.00	0.00	0.00	0.00	0.0%
Career Technical Education Incentive Grant Program	6387	8590	1,100,642.00	1,454,095.00	1,344,030.63	1,454,095.00	0.00	0.0%
Drug/Alcohol/Tobacco Funds	6650, 6690, 6695	8590	0.00	0.00	173,182.00	420,783.00	420,783.00	New
California Clean Energy Jobs Act	6230	8590	0.00	0.00	0.00	0.00	0.00	0.0%
Specialized Secondary	7370	8590	0.00	0.00	0.00	0.00	0.00	0.0%
American Indian Early Childhood Education	7210	8590	0.00	0.00	0.00	0.00	0.00	0.0%
All Other State Revenue	All Other	8590	24,395,303.00	28,401,525.00	6,018,053.79	28,407,944.00	6,419.00	0.0%
TOTAL, OTHER STATE REVENUE			67,260,122.00	73,085,641.00	18,374,691.98	74,057,434.00	971,793.00	1.3%

Description	Resource Codes	Object Codes	Original Budget (A)	Board Approved Operating Budget (B)	Actuals To Date (C)	Projected Year Totals (D)	Difference (Col B & D) (E)	% Diff (E/B) (F)
OTHER LOCAL REVENUE								
Other Local Revenue								
County and District Taxes								
Other Restricted Levies								
Secured Roll		8615	0.00	0.00	0.00	0.00	0.00	0.0%
Unsecured Roll		8616	0.00	0.00	0.00	0.00	0.00	0.0%
Prior Years' Taxes		8617	0.00	0.00	0.00	0.00	0.00	0.0%
Supplemental Taxes		8618	0.00	0.00	0.00	0.00	0.00	0.0%
Non-Ad Valorem Taxes								
Parcel Taxes		8621	0.00	0.00	0.00	0.00	0.00	0.0%
Other		8622	0.00	0.00	0.00	0.00	0.00	0.0%
Community Redevelopment Funds Not Subject to LCFF Deduction		8625	0.00	0.00	0.00	0.00	0.00	0.0%
Penalties and Interest from Delinquent Non-LCFF Taxes		8629	0.00	0.00	0.00	0.00	0.00	0.0%
Sales								
Sale of Equipment/Supplies		8631	0.00	0.00	0.00	0.00	0.00	0.0%
Sale of Publications		8632	0.00	0.00	0.00	0.00	0.00	0.0%
Food Service Sales		8634	0.00	0.00	0.00	0.00	0.00	0.0%
All Other Sales		8639	0.00	0.00	0.00	0.00	0.00	0.0%
Leases and Rentals		8650	0.00	0.00	0.00	0.00	0.00	0.0%
Interest		8660	1,172,000.00	1,172,000.00	21,999.53	1,172,000.00	0.00	0.0%
Net Increase (Decrease) in the Fair Value of Investments		8662	0.00	0.00	0.00	0.00	0.00	0.0%
Fees and Contracts								
Adult Education Fees		8671	0.00	0.00	0.00	0.00	0.00	0.0%
Non-Resident Students		8672	0.00	0.00	0.00	0.00	0.00	0.0%
Transportation Fees From Individuals		8675	0.00	0.00	0.00	0.00	0.00	0.0%
Interagency Services		8677	159,822.00	159,822.00	3,559.50	159,822.00	0.00	0.0%
Mitigation/Developer Fees		8681	0.00	0.00	0.00	0.00	0.00	0.0%
All Other Fees and Contracts		8689	968,132.00	968,132.00	61,125.96	593,132.00	(375,000.00)	-38.7%
Other Local Revenue								
Plus: Misc Funds Non-LCFF (50%) Adjustment		8691	0.00	14,901.00	0.00	14,901.00	0.00	0.0%
Pass-Through Revenues From Local Sources		8697	0.00	0.00	0.00	0.00	0.00	0.0%
All Other Local Revenue		8699	3,110,515.00	3,110,909.00	1,358,581.04	3,596,383.00	485,474.00	15.6%
Tuition		8710	0.00	0.00	0.00	0.00	0.00	0.0%
All Other Transfers In		8781-8783	0.00	0.00	0.00	0.00	0.00	0.0%
Transfers Of Apportionments								
Special Education SELPA Transfers								
From Districts or Charter Schools	6500	8791	0.00	0.00	0.00	0.00	0.00	0.0%
From County Offices	6500	8792	273,587.00	273,587.00	0.00	273,587.00	0.00	0.0%
From JPAs	6500	8793	0.00	0.00	0.00	0.00	0.00	0.0%
ROC/P Transfers								
From Districts or Charter Schools	6360	8791	0.00	0.00	0.00	0.00	0.00	0.0%
From County Offices	6360	8792	0.00	0.00	0.00	0.00	0.00	0.0%
From JPAs	6360	8793	0.00	0.00	0.00	0.00	0.00	0.0%
Other Transfers of Apportionments								
From Districts or Charter Schools	All Other	8791	0.00	0.00	0.00	0.00	0.00	0.0%
From County Offices	All Other	8792	0.00	0.00	0.00	0.00	0.00	0.0%
From JPAs	All Other	8793	0.00	0.00	0.00	0.00	0.00	0.0%
All Other Transfers In from All Others		8799	0.00	0.00	0.00	0.00	0.00	0.0%
TOTAL, OTHER LOCAL REVENUE			5,684,056.00	5,699,351.00	1,445,266.03	5,809,825.00	110,474.00	1.9%
TOTAL, REVENUES			443,546,453.00	518,911,355.00	118,193,554.01	518,179,484.00	(731,871.00)	-0.1%

Description	Resource Codes	Object Codes	Original Budget (A)	Board Approved Operating Budget (B)	Actuals To Date (C)	Projected Year Totals (D)	Difference (Col B & D) (E)	% Diff (E/B) (F)
CERTIFICATED SALARIES								
Certificated Teachers' Salaries		1100	162,703,548.00	164,763,613.00	41,394,272.02	164,886,136.00	(122,523.00)	-0.1%
Certificated Pupil Support Salaries		1200	13,768,445.00	13,827,661.00	3,568,990.12	13,861,961.00	(34,300.00)	-0.2%
Certificated Supervisors' and Administrators' Salaries		1300	19,302,032.00	19,296,552.00	6,237,060.57	18,999,720.00	296,832.00	1.5%
Other Certificated Salaries		1900	9,408,654.00	9,847,961.00	2,432,413.72	10,063,488.00	(215,527.00)	-2.2%
TOTAL, CERTIFICATED SALARIES			205,182,679.00	207,735,787.00	53,632,736.43	207,811,305.00	(75,518.00)	0.0%
CLASSIFIED SALARIES								
Classified Instructional Salaries		2100	13,637,536.00	13,724,272.00	3,323,220.90	13,778,696.00	(54,424.00)	-0.4%
Classified Support Salaries		2200	27,851,045.00	27,902,115.00	7,865,797.99	27,149,427.00	752,688.00	2.7%
Classified Supervisors' and Administrators' Salaries		2300	8,640,739.00	8,740,395.00	2,701,020.63	8,544,179.00	196,216.00	2.2%
Clerical, Technical and Office Salaries		2400	17,448,964.00	17,454,589.00	5,207,720.82	17,422,111.00	32,478.00	0.2%
Other Classified Salaries		2900	2,969,495.00	3,014,374.00	362,664.51	2,907,773.00	106,601.00	3.5%
TOTAL, CLASSIFIED SALARIES			70,547,779.00	70,835,745.00	19,460,424.85	69,802,186.00	1,033,559.00	1.5%
EMPLOYEE BENEFITS								
STRS		3101-3102	53,560,400.00	53,946,973.00	8,454,570.12	52,624,715.00	1,322,258.00	2.5%
PERS		3201-3202	14,985,472.00	15,043,346.00	4,118,468.24	14,463,217.00	580,129.00	3.9%
OASDI/Medicare/Alternative		3301-3302	8,228,977.00	8,287,183.00	2,272,543.43	8,225,443.00	61,740.00	0.7%
Health and Welfare Benefits		3401-3402	56,829,915.00	57,360,510.00	10,637,113.61	55,140,037.00	2,220,473.00	3.9%
Unemployment Insurance		3501-3502	138,756.00	140,217.00	36,591.14	140,660.00	(443.00)	-0.3%
Workers' Compensation		3601-3602	4,873,196.00	4,930,689.00	1,427,988.66	5,369,230.00	(438,541.00)	-8.9%
OPEB, Allocated		3701-3702	5,325,278.00	5,375,362.00	1,551,630.25	5,782,436.00	(407,074.00)	-7.6%
OPEB, Active Employees		3751-3752	0.00	0.00	0.00	0.00	0.00	0.0%
Other Employee Benefits		3901-3902	2,373,776.00	2,408,442.00	1,006,499.94	4,061,686.00	(1,653,244.00)	-68.6%
TOTAL, EMPLOYEE BENEFITS			146,315,770.00	147,492,722.00	29,505,405.39	145,807,424.00	1,685,298.00	1.1%
BOOKS AND SUPPLIES								
Approved Textbooks and Core Curricula Materials		4100	3,252,469.00	3,375,453.00	311,489.75	5,351,343.00	(1,975,890.00)	-58.5%
Books and Other Reference Materials		4200	719,945.00	688,106.00	422,356.36	1,231,714.00	(543,608.00)	-79.0%
Materials and Supplies		4300	15,470,109.00	45,342,930.00	3,853,493.36	43,807,251.00	1,535,679.00	3.4%
Noncapitalized Equipment		4400	3,970,193.00	3,841,598.00	503,552.82	4,447,708.00	(606,110.00)	-15.8%
Food		4700	7,683.00	7,683.00	0.00	7,683.00	0.00	0.0%
TOTAL, BOOKS AND SUPPLIES			23,420,399.00	53,255,770.00	5,090,892.29	54,845,699.00	(1,589,929.00)	-3.0%
SERVICES AND OTHER OPERATING EXPENDITURES								
Subagreements for Services		5100	6,207,253.00	6,603,776.00	638,133.78	6,622,112.00	(18,336.00)	-0.3%
Travel and Conferences		5200	1,210,329.00	1,099,715.00	(26,292.69)	1,018,000.00	81,715.00	7.4%
Dues and Memberships		5300	159,399.00	198,408.00	146,384.44	208,541.00	(10,133.00)	-5.1%
Insurance		5400-5450	2,724,845.00	2,724,845.00	1,331,388.00	2,724,845.00	0.00	0.0%
Operations and Housekeeping Services		5500	7,802,247.00	7,802,247.00	1,955,463.18	7,224,082.00	578,165.00	7.4%
Rentals, Leases, Repairs, and Noncapitalized Improvements		5600	1,271,931.00	1,336,034.00	248,091.00	1,357,719.00	(21,685.00)	-1.6%
Transfers of Direct Costs		5710	0.00	0.00	0.00	0.00	0.00	0.0%
Transfers of Direct Costs - Interfund		5750	(6,383,070.00)	(6,377,170.00)	(1,818,200.77)	(6,268,438.00)	(108,732.00)	1.7%
Professional/Consulting Services and Operating Expenditures		5800	13,687,234.00	16,581,305.00	5,855,472.79	15,652,337.00	928,968.00	5.6%
Communications		5900	1,524,525.00	1,524,725.00	328,506.73	2,158,986.00	(634,261.00)	-41.6%
TOTAL, SERVICES AND OTHER OPERATING EXPENDITURES			28,204,693.00	31,493,885.00	8,658,946.46	30,698,184.00	795,701.00	2.5%

Description	Resource Codes	Object Codes	Original Budget (A)	Board Approved Operating Budget (B)	Actuals To Date (C)	Projected Year Totals (D)	Difference (Col B & D) (E)	% Diff (E/B) (F)
CAPITAL OUTLAY								
Land		6100	0.00	0.00	0.00	0.00	0.00	0.0%
Land Improvements		6170	0.00	0.00	0.00	0.00	0.00	0.0%
Buildings and Improvements of Buildings		6200	0.00	0.00	0.00	0.00	0.00	0.0%
Books and Media for New School Libraries or Major Expansion of School Libraries		6300	0.00	0.00	0.00	0.00	0.00	0.0%
Equipment		6400	0.00	0.00	103,973.79	522,022.00	(522,022.00)	New
Equipment Replacement		6500	146,000.00	146,000.00	0.00	146,000.00	0.00	0.0%
TOTAL, CAPITAL OUTLAY			146,000.00	146,000.00	103,973.79	668,022.00	(522,022.00)	-357.5%
OTHER OUTGO (excluding Transfers of Indirect Costs)								
Tuition								
Tuition for Instruction Under Interdistrict Attendance Agreements		7110	0.00	0.00	0.00	0.00	0.00	0.0%
State Special Schools		7130	0.00	0.00	0.00	0.00	0.00	0.0%
Tuition, Excess Costs, and/or Deficit Payments								
Payments to Districts or Charter Schools		7141	0.00	0.00	0.00	0.00	0.00	0.0%
Payments to County Offices		7142	313,230.00	313,230.00	198,930.00	710,463.00	(397,233.00)	-126.8%
Payments to JPAs		7143	0.00	0.00	0.00	0.00	0.00	0.0%
Transfers of Pass-Through Revenues								
To Districts or Charter Schools		7211	0.00	0.00	0.00	0.00	0.00	0.0%
To County Offices		7212	0.00	0.00	0.00	0.00	0.00	0.0%
To JPAs		7213	0.00	0.00	0.00	0.00	0.00	0.0%
Special Education SELPA Transfers of Apportionments								
To Districts or Charter Schools	6500	7221	0.00	0.00	0.00	0.00	0.00	0.0%
To County Offices	6500	7222	0.00	0.00	0.00	0.00	0.00	0.0%
To JPAs	6500	7223	0.00	0.00	0.00	0.00	0.00	0.0%
ROC/P Transfers of Apportionments								
To Districts or Charter Schools	6360	7221	0.00	0.00	0.00	0.00	0.00	0.0%
To County Offices	6360	7222	0.00	0.00	0.00	0.00	0.00	0.0%
To JPAs	6360	7223	0.00	0.00	0.00	0.00	0.00	0.0%
Other Transfers of Apportionments	All Other	7221-7223	0.00	0.00	0.00	0.00	0.00	0.0%
All Other Transfers		7281-7283	0.00	0.00	0.00	0.00	0.00	0.0%
All Other Transfers Out to All Others		7299	0.00	0.00	0.00	0.00	0.00	0.0%
Debt Service								
Debt Service - Interest		7438	32,270.00	24,897.00	13,341.64	24,897.00	0.00	0.0%
Other Debt Service - Principal		7439	267,793.00	275,045.00	136,603.91	275,045.00	0.00	0.0%
TOTAL, OTHER OUTGO (excluding Transfers of Indirect Costs)			613,293.00	613,172.00	348,875.55	1,010,405.00	(397,233.00)	-64.8%
OTHER OUTGO - TRANSFERS OF INDIRECT COSTS								
Transfers of Indirect Costs		7310	0.00	0.00	0.00	0.00		
Transfers of Indirect Costs - Interfund		7350	(1,409,223.00)	(1,358,629.00)	(73,746.14)	(1,342,040.00)	(16,589.00)	1.2%
TOTAL, OTHER OUTGO - TRANSFERS OF INDIRECT COSTS			(1,409,223.00)	(1,358,629.00)	(73,746.14)	(1,342,040.00)	(16,589.00)	1.2%
TOTAL, EXPENDITURES			473,021,390.00	510,214,452.00	116,727,508.62	509,301,185.00	913,267.00	0.2%

Description	Resource Codes	Object Codes	Original Budget (A)	Board Approved Operating Budget (B)	Actuals To Date (C)	Projected Year Totals (D)	Difference (Col B & D) (E)	% Diff (E/B) (F)
INTERFUND TRANSFERS								
INTERFUND TRANSFERS IN								
From: Special Reserve Fund		8912	0.00	0.00	0.00	0.00	0.00	0.0%
From: Bond Interest and Redemption Fund		8914	0.00	0.00	0.00	0.00	0.00	0.0%
Other Authorized Interfund Transfers In		8919	0.00	0.00	0.00	0.00	0.00	0.0%
(a) TOTAL, INTERFUND TRANSFERS IN			0.00	0.00	0.00	0.00	0.00	0.0%
INTERFUND TRANSFERS OUT								
To: Child Development Fund		7611	0.00	2,000,000.00	2,915,000.00	2,915,000.00	(915,000.00)	-45.8%
To: Special Reserve Fund		7612	0.00	0.00	0.00	0.00	0.00	0.0%
To: State School Building Fund/ County School Facilities Fund		7613	0.00	0.00	0.00	0.00	0.00	0.0%
To: Cafeteria Fund		7616	175,000.00	175,000.00	0.00	3,675,000.00	(3,500,000.00)	-2000.0%
Other Authorized Interfund Transfers Out		7619	2,056,720.00	2,056,720.00	2,000,000.00	2,056,720.00	0.00	0.0%
(b) TOTAL, INTERFUND TRANSFERS OUT			2,231,720.00	4,231,720.00	4,915,000.00	8,646,720.00	(4,415,000.00)	-104.3%
OTHER SOURCES/USES								
SOURCES								
State Apportionments Emergency Apportionments		8931	0.00	0.00	0.00	0.00	0.00	0.0%
Proceeds								
Proceeds from Disposal of Capital Assets		8953	0.00	0.00	0.00	0.00	0.00	0.0%
Other Sources								
Transfers from Funds of Lapsed/Reorganized LEAs		8965	0.00	0.00	0.00	0.00	0.00	0.0%
Long-Term Debt Proceeds Proceeds from Certificates of Participation		8971	0.00	0.00	0.00	0.00	0.00	0.0%
Proceeds from Capital Leases		8972	0.00	0.00	0.00	0.00	0.00	0.0%
Proceeds from Lease Revenue Bonds		8973	0.00	0.00	0.00	0.00	0.00	0.0%
All Other Financing Sources		8979	0.00	0.00	0.00	0.00	0.00	0.0%
(c) TOTAL, SOURCES			0.00	0.00	0.00	0.00	0.00	0.0%
USES								
Transfers of Funds from Lapsed/Reorganized LEAs		7651	0.00	0.00	0.00	0.00	0.00	0.0%
All Other Financing Uses		7699	0.00	0.00	0.00	0.00	0.00	0.0%
(d) TOTAL, USES			0.00	0.00	0.00	0.00	0.00	0.0%
CONTRIBUTIONS								
Contributions from Unrestricted Revenues		8980	0.00	0.00	0.00	0.00		
Contributions from Restricted Revenues		8990	0.00	0.00	0.00	0.00		
(e) TOTAL, CONTRIBUTIONS			0.00	0.00	0.00	0.00	0.00	0.0%
TOTAL, OTHER FINANCING SOURCES/USES (a - b + c - d + e)			(2,231,720.00)	(4,231,720.00)	(4,915,000.00)	(8,646,720.00)	4,415,000.00	104.3%

Resource	Description	2020-21 Projected Year Totals
5640	Medi-Cal Billing Option	1,039,847.00
6300	Lottery: Instructional Materials	122,740.00
8150	Ongoing & Major Maintenance Account (RM	2,365,724.00
9010	Other Restricted Local	15,521,809.35
Total, Restricted Balance		19,050,120.35

Description	Resource Codes	Object Codes	Original Budget (A)	Board Approved Operating Budget (B)	Actuals To Date (C)	Projected Year Totals (D)	Difference (Col B & D) (E)	% Diff Column B & D (F)
A. REVENUES								
1) LCFF Sources		8010-8099	2,973,585.00	2,973,585.00	1,198,803.00	2,833,237.00	(140,348.00)	-4.7%
2) Federal Revenue		8100-8299	36,544.00	116,427.00	17,128.74	136,204.00	19,777.00	17.0%
3) Other State Revenue		8300-8599	323,098.00	315,373.00	71,036.65	339,650.00	24,277.00	7.7%
4) Other Local Revenue		8600-8799	1,390.00	1,390.00	300.00	1,390.00	0.00	0.0%
5) TOTAL, REVENUES			3,334,617.00	3,406,775.00	1,287,268.39	3,310,481.00		
B. EXPENDITURES								
1) Certificated Salaries		1000-1999	1,444,930.00	1,417,930.00	438,497.52	1,428,555.00	(10,625.00)	-0.7%
2) Classified Salaries		2000-2999	238,852.00	238,852.00	83,581.02	279,483.00	(40,631.00)	-17.0%
3) Employee Benefits		3000-3999	829,986.00	823,753.00	174,049.80	836,414.00	(12,661.00)	-1.5%
4) Books and Supplies		4000-4999	204,708.00	315,409.00	14,532.11	294,419.00	20,990.00	6.7%
5) Services and Other Operating Expenditures		5000-5999	361,910.00	352,185.00	110,361.42	443,312.00	(91,127.00)	-25.9%
6) Capital Outlay		6000-6999	0.00	0.00	0.00	0.00	0.00	0.0%
7) Other Outgo (excluding Transfers of Indirect Costs)		7100-7299, 7400-7499	0.00	0.00	0.00	0.00	0.00	0.0%
8) Other Outgo - Transfers of Indirect Costs		7300-7399	6,967.00	11,382.00	0.00	11,382.00	0.00	0.0%
9) TOTAL, EXPENDITURES			3,087,353.00	3,159,511.00	821,021.87	3,293,565.00		
C. EXCESS (DEFICIENCY) OF REVENUES OVER EXPENDITURES BEFORE OTHER FINANCING SOURCES AND USES (A5 - B9)			247,264.00	247,264.00	466,246.52	16,916.00		
D. OTHER FINANCING SOURCES/USES								
1) Interfund Transfers								
a) Transfers In		8900-8929	0.00	0.00	0.00	0.00	0.00	0.0%
b) Transfers Out		7600-7629	237,828.00	237,828.00	0.00	237,828.00	0.00	0.0%
2) Other Sources/Uses								
a) Sources		8930-8979	0.00	0.00	0.00	0.00	0.00	0.0%
b) Uses		7630-7699	0.00	0.00	0.00	0.00	0.00	0.0%
3) Contributions		8980-8999	0.00	0.00	0.00	0.00	0.00	0.0%
4) TOTAL, OTHER FINANCING SOURCES/USES			(237,828.00)	(237,828.00)	0.00	(237,828.00)		

Description	Resource Codes	Object Codes	Original Budget (A)	Board Approved Operating Budget (B)	Actuals To Date (C)	Projected Year Totals (D)	Difference (Col B & D) (E)	% Diff Column B & D (F)
E. NET INCREASE (DECREASE) IN FUND BALANCE (C + D4)			9,436.00	9,436.00	466,246.52	(220,912.00)		
F. FUND BALANCE, RESERVES								
1) Beginning Fund Balance								
a) As of July 1 - Unaudited		9791	1,317,936.53	1,317,936.53		1,317,936.53	0.00	0.0%
b) Audit Adjustments		9793	0.00	0.00		0.00	0.00	0.0%
c) As of July 1 - Audited (F1a + F1b)			1,317,936.53	1,317,936.53		1,317,936.53		
d) Other Restatements		9795	0.00	0.00		0.00	0.00	0.0%
e) Adjusted Beginning Balance (F1c + F1d)			1,317,936.53	1,317,936.53		1,317,936.53		
2) Ending Balance, June 30 (E + F1e)			1,327,372.53	1,327,372.53		1,097,024.53		
Components of Ending Fund Balance								
a) Nonspendable								
Revolving Cash		9711	0.00	0.00		0.00		
Stores		9712	0.00	0.00		0.00		
Prepaid Items		9713	0.00	0.00		0.00		
All Others		9719	0.00	0.00		0.00		
b) Restricted		9740	111,859.42	111,859.42		111,859.42		
c) Committed								
Stabilization Arrangements		9750	0.00	0.00		0.00		
Other Commitments		9760	0.00	0.00		0.00		
d) Assigned								
Other Assignments		9780	1,215,513.11	1,215,513.11		985,165.11		
LCFF revenue	0000	9780	*972,410.49*					
Reserve for Economic Uncertainties	0000	9780	*243,102.62*					
LCFF revenue	0000	9780		*972,410.49*				
Reserve for Economic Uncertainties	0000	9780		*243,102.62*				
LCFF revenue	0000	9780				*678,602.00*		
Reserve for Economic Uncertainties	0000	9780				*306,563.11*		
e) Unassigned/Unappropriated								
Reserve for Economic Uncertainties		9789	0.00	0.00		0.00		
Unassigned/Unappropriated Amount		9790	0.00	0.00		0.00		

Description	Resource Codes	Object Codes	Original Budget (A)	Board Approved Operating Budget (B)	Actuals To Date (C)	Projected Year Totals (D)	Difference (Col B & D) (E)	% Diff Column B & D (F)
LCFF SOURCES								
Principal Apportionment State Aid - Current Year		8011	1,780,870.00	1,780,870.00	872,275.00	1,550,877.00	(229,993.00)	-12.9%
Education Protection Account State Aid - Current Year		8012	542,908.00	542,908.00	156,306.00	625,225.00	82,317.00	15.2%
State Aid - Prior Years		8019	0.00	0.00	(741.00)	0.00	0.00	0.0%
LCFF Transfers								
Unrestricted LCFF Transfers - Current Year	0000	8091	0.00	0.00	0.00	0.00	0.00	0.0%
All Other LCFF Transfers - Current Year	All Other	8091	0.00	0.00	0.00	0.00	0.00	0.0%
Transfers to Charter Schools in Lieu of Property Taxes		8096	649,807.00	649,807.00	170,963.00	657,135.00	7,328.00	1.1%
Property Taxes Transfers		8097	0.00	0.00	0.00	0.00	0.00	0.0%
LCFF/Revenue Limit Transfers - Prior Years		8099	0.00	0.00	0.00	0.00	0.00	0.0%
TOTAL, LCFF SOURCES			2,973,585.00	2,973,585.00	1,198,803.00	2,833,237.00	(140,348.00)	-4.7%
FEDERAL REVENUE								
Maintenance and Operations		8110	0.00	0.00	0.00	0.00	0.00	0.0%
Special Education Entitlement		8181	0.00	0.00	0.00	0.00	0.00	0.0%
Special Education Discretionary Grants		8182	0.00	0.00	0.00	0.00	0.00	0.0%
Child Nutrition Programs		8220	0.00	0.00	0.00	0.00	0.00	0.0%
Donated Food Commodities		8221	0.00	0.00	0.00	0.00	0.00	0.0%
Interagency Contracts Between LEAs		8285	0.00	0.00	0.00	0.00	0.00	0.0%
Title I, Part A, Basic	3010	8290	0.00	0.00	0.00	0.00	0.00	0.0%
Title I, Part D, Local Delinquent Programs	3025	8290	0.00	0.00	0.00	0.00	0.00	0.0%
Title II, Part A, Supporting Effective Instruction	4035	8290	0.00	0.00	0.00	0.00	0.00	0.0%
Title III, Part A, Immigrant Student Program	4201	8290	0.00	0.00	0.00	0.00	0.00	0.0%
Title III, Part A, English Learner Program	4203	8290	0.00	0.00	0.00	0.00	0.00	0.0%
Public Charter Schools Grant Program (PCSGP)	4610	8290	0.00	0.00	0.00	0.00	0.00	0.0%
Other NCLB / Every Student Succeeds Act	3020, 3040, 3041, 3045, 3060, 3061, 3150, 3155, 3180, 3181, 3182, 3185, 4037,4124, 4126, 4127, 4128, 5510, 5630	8290	36,544.00	116,427.00	(2,648.26)	116,427.00	0.00	0.0%
Career and Technical Education	3500-3599	8290	0.00	0.00	0.00	0.00	0.00	0.0%
All Other Federal Revenue	All Other	8290	0.00	0.00	19,777.00	19,777.00	19,777.00	New
TOTAL, FEDERAL REVENUE			36,544.00	116,427.00	17,128.74	136,204.00	19,777.00	17.0%
OTHER STATE REVENUE								
Other State Apportionments								
Special Education Master Plan Current Year	6500	8311	125,633.00	117,908.00	33,442.00	117,908.00	0.00	0.0%
Prior Years	6500	8319	0.00	0.00	0.00	0.00	0.00	0.0%
All Other State Apportionments - Current Year	All Other	8311	0.00	0.00	0.00	0.00	0.00	0.0%
All Other State Apportionments - Prior Years	All Other	8319	0.00	0.00	0.00	0.00	0.00	0.0%
Child Nutrition Programs		8520	0.00	0.00	0.00	0.00	0.00	0.0%
Mandated Costs Reimbursements		8550	11,065.00	11,065.00	0.00	11,065.00	0.00	0.0%
Lottery - Unrestricted and Instructional Materials		8560	56,215.00	56,215.00	13,317.65	56,215.00	0.00	0.0%
After School Education and Safety (ASES)	6010	8590	0.00	0.00	0.00	0.00	0.00	0.0%

Description	Resource Codes	Object Codes	Original Budget (A)	Board Approved Operating Budget (B)	Actuals To Date (C)	Projected Year Totals (D)	Difference (Col B & D) (E)	% Diff Column B & D (F)
Charter School Facility Grant	6030	8590	0.00	0.00	0.00	0.00	0.00	0.0%
Drug/Alcohol/Tobacco Funds	6690, 6695	8590	0.00	0.00	0.00	0.00	0.00	0.0%
California Clean Energy Jobs Act	6230	8590	0.00	0.00	0.00	0.00	0.00	0.0%
Career Technical Education Incentive Grant Program	6387	8590	0.00	0.00	0.00	0.00	0.00	0.0%
Specialized Secondary	7370	8590	0.00	0.00	0.00	0.00	0.00	0.0%
All Other State Revenue	All Other	8590	130,185.00	130,185.00	24,277.00	154,462.00	24,277.00	18.6%
TOTAL, OTHER STATE REVENUE			323,098.00	315,373.00	71,036.65	339,650.00	24,277.00	7.7%
OTHER LOCAL REVENUE								
Sales								
Sale of Equipment/Supplies		8631	0.00	0.00	0.00	0.00	0.00	0.0%
Sale of Publications		8632	0.00	0.00	0.00	0.00	0.00	0.0%
Food Service Sales		8634	0.00	0.00	0.00	0.00	0.00	0.0%
All Other Sales		8639	0.00	0.00	0.00	0.00	0.00	0.0%
Leases and Rentals		8650	0.00	0.00	0.00	0.00	0.00	0.0%
Interest		8660	1,390.00	1,390.00	300.00	1,390.00	0.00	0.0%
Net Increase (Decrease) in the Fair Value of Investments		8662	0.00	0.00	0.00	0.00	0.00	0.0%
Fees and Contracts								
Child Development Parent Fees		8673	0.00	0.00	0.00	0.00	0.00	0.0%
Transportation Fees From Individuals		8675	0.00	0.00	0.00	0.00	0.00	0.0%
Interagency Services		8677	0.00	0.00	0.00	0.00	0.00	0.0%
All Other Fees and Contracts		8689	0.00	0.00	0.00	0.00	0.00	0.0%
Other Local Revenue								
All Other Local Revenue		8699	0.00	0.00	0.00	0.00	0.00	0.0%
Tuition		8710	0.00	0.00	0.00	0.00	0.00	0.0%
All Other Transfers In		8781-8783	0.00	0.00	0.00	0.00	0.00	0.0%
Transfers of Apportionments								
Special Education SELPA Transfers								
From Districts or Charter Schools	6500	8791	0.00	0.00	0.00	0.00	0.00	0.0%
From County Offices	6500	8792	0.00	0.00	0.00	0.00	0.00	0.0%
From JPAs	6500	8793	0.00	0.00	0.00	0.00	0.00	0.0%
Other Transfers of Apportionments								
From Districts or Charter Schools	All Other	8791	0.00	0.00	0.00	0.00	0.00	0.0%
From County Offices	All Other	8792	0.00	0.00	0.00	0.00	0.00	0.0%
From JPAs	All Other	8793	0.00	0.00	0.00	0.00	0.00	0.0%
All Other Transfers In from All Others		8799	0.00	0.00	0.00	0.00	0.00	0.0%
TOTAL, OTHER LOCAL REVENUE			1,390.00	1,390.00	300.00	1,390.00	0.00	0.0%
TOTAL, REVENUES			3,334,617.00	3,406,775.00	1,287,268.39	3,310,481.00		

Description	Resource Codes	Object Codes	Original Budget (A)	Board Approved Operating Budget (B)	Actuals To Date (C)	Projected Year Totals (D)	Difference (Col B & D) (E)	% Diff Column B & D (F)
CERTIFICATED SALARIES								
Certificated Teachers' Salaries		1100	1,014,168.00	987,168.00	278,765.20	988,546.00	(1,378.00)	-0.1%
Certificated Pupil Support Salaries		1200	150,610.00	150,610.00	35,112.24	150,610.00	0.00	0.0%
Certificated Supervisors' and Administrators' Salaries		1300	247,614.00	247,614.00	82,389.60	247,168.00	446.00	0.2%
Other Certificated Salaries		1900	32,538.00	32,538.00	42,230.48	42,231.00	(9,693.00)	-29.8%
TOTAL, CERTIFICATED SALARIES			1,444,930.00	1,417,930.00	438,497.52	1,428,555.00	(10,625.00)	-0.7%
CLASSIFIED SALARIES								
Classified Instructional Salaries		2100	148,054.00	148,054.00	51,480.82	148,055.00	(1.00)	0.0%
Classified Support Salaries		2200	0.00	0.00	0.00	0.00	0.00	0.0%
Classified Supervisors' and Administrators' Salaries		2300	0.00	0.00	0.00	0.00	0.00	0.0%
Clerical, Technical and Office Salaries		2400	90,798.00	90,798.00	32,100.20	131,428.00	(40,630.00)	-44.7%
Other Classified Salaries		2900	0.00	0.00	0.00	0.00	0.00	0.0%
TOTAL, CLASSIFIED SALARIES			238,852.00	238,852.00	83,581.02	279,483.00	(40,631.00)	-17.0%
EMPLOYEE BENEFITS								
STRS		3101-3102	386,085.00	381,117.00	68,319.81	364,363.00	16,754.00	4.4%
PERS		3201-3202	54,748.00	54,748.00	20,960.08	61,410.00	(6,662.00)	-12.2%
OASDI/Medicare/Alternative		3301-3302	44,309.00	43,917.00	13,766.34	45,287.00	(1,370.00)	-3.1%
Health and Welfare Benefits		3401-3402	274,036.00	274,036.00	51,339.63	290,542.00	(16,506.00)	-6.0%
Unemployment Insurance		3501-3502	840.00	826.00	259.77	855.00	(29.00)	-3.5%
Workers' Compensation		3601-3602	31,991.00	31,478.00	10,272.91	35,571.00	(4,093.00)	-13.0%
OPEB, Allocated		3701-3702	9,794.00	9,732.00	1,277.04	9,754.00	(22.00)	-0.2%
OPEB, Active Employees		3751-3752	0.00	0.00	0.00	0.00	0.00	0.0%
Other Employee Benefits		3901-3902	28,183.00	27,899.00	7,854.22	28,632.00	(733.00)	-2.6%
TOTAL, EMPLOYEE BENEFITS			829,986.00	823,753.00	174,049.80	836,414.00	(12,661.00)	-1.5%
BOOKS AND SUPPLIES								
Approved Textbooks and Core Curricula Materials		4100	14,393.00	14,393.00	0.00	14,393.00	0.00	0.0%
Books and Other Reference Materials		4200	2,670.00	2,670.00	871.12	5,998.00	(3,328.00)	-124.6%
Materials and Supplies		4300	175,171.00	285,872.00	13,660.99	261,554.00	24,318.00	8.5%
Noncapitalized Equipment		4400	12,474.00	12,474.00	0.00	12,474.00	0.00	0.0%
Food		4700	0.00	0.00	0.00	0.00	0.00	0.0%
TOTAL, BOOKS AND SUPPLIES			204,708.00	315,409.00	14,532.11	294,419.00	20,990.00	6.7%
SERVICES AND OTHER OPERATING EXPENDITURES								
Subagreements for Services		5100	0.00	0.00	0.00	0.00	0.00	0.0%
Travel and Conferences		5200	19,446.00	17,446.00	561.96	17,998.00	(552.00)	-3.2%
Dues and Memberships		5300	2,593.00	2,593.00	0.00	2,593.00	0.00	0.0%
Insurance		5400-5450	0.00	0.00	0.00	0.00	0.00	0.0%
Operations and Housekeeping Services		5500	0.00	0.00	0.00	0.00	0.00	0.0%
Rentals, Leases, Repairs, and Noncapitalized Improvements		5600	1,176.00	1,176.00	618.73	1,176.00	0.00	0.0%
Transfers of Direct Costs		5710	0.00	0.00	0.00	0.00	0.00	0.0%
Transfers of Direct Costs - Interfund		5750	92,197.00	92,197.00	80,208.51	170,709.00	(78,512.00)	-85.2%
Professional/Consulting Services and Operating Expenditures		5800	246,264.00	238,539.00	28,921.13	250,002.00	(11,463.00)	-4.8%
Communications		5900	234.00	234.00	51.09	834.00	(600.00)	-256.4%
TOTAL, SERVICES AND OTHER OPERATING EXPENDITURES			361,910.00	352,185.00	110,361.42	443,312.00	(91,127.00)	-25.9%

Description	Resource Codes	Object Codes	Original Budget (A)	Board Approved Operating Budget (B)	Actuals To Date (C)	Projected Year Totals (D)	Difference (Col B & D) (E)	% Diff Column B & D (F)
CAPITAL OUTLAY								
Land		6100	0.00	0.00	0.00	0.00	0.00	0.0%
Land Improvements		6170	0.00	0.00	0.00	0.00	0.00	0.0%
Buildings and Improvements of Buildings		6200	0.00	0.00	0.00	0.00	0.00	0.0%
Books and Media for New School Libraries or Major Expansion of School Libraries		6300	0.00	0.00	0.00	0.00	0.00	0.0%
Equipment		6400	0.00	0.00	0.00	0.00	0.00	0.0%
Equipment Replacement		6500	0.00	0.00	0.00	0.00	0.00	0.0%
TOTAL, CAPITAL OUTLAY			0.00	0.00	0.00	0.00	0.00	0.0%
OTHER OUTGO (excluding Transfers of Indirect Costs)								
Tuition								
Tuition for Instruction Under Interdistrict Attendance Agreements		7110	0.00	0.00	0.00	0.00	0.00	0.0%
Tuition, Excess Costs, and/or Deficit Payments Payments to Districts or Charter Schools		7141	0.00	0.00	0.00	0.00	0.00	0.0%
Payments to County Offices		7142	0.00	0.00	0.00	0.00	0.00	0.0%
Payments to JPAs		7143	0.00	0.00	0.00	0.00	0.00	0.0%
Other Transfers Out								
All Other Transfers		7281-7283	0.00	0.00	0.00	0.00	0.00	0.0%
All Other Transfers Out to All Others		7299	0.00	0.00	0.00	0.00	0.00	0.0%
Debt Service								
Debt Service - Interest		7438	0.00	0.00	0.00	0.00	0.00	0.0%
Other Debt Service - Principal		7439	0.00	0.00	0.00	0.00	0.00	0.0%
TOTAL, OTHER OUTGO (excluding Transfers of Indirect Costs)			0.00	0.00	0.00	0.00	0.00	0.0%
OTHER OUTGO - TRANSFERS OF INDIRECT COSTS								
Transfers of Indirect Costs		7310	0.00	0.00	0.00	0.00	0.00	0.0%
Transfers of Indirect Costs - Interfund		7350	6,967.00	11,382.00	0.00	11,382.00	0.00	0.0%
TOTAL, OTHER OUTGO - TRANSFERS OF INDIRECT COSTS			6,967.00	11,382.00	0.00	11,382.00	0.00	0.0%
TOTAL, EXPENDITURES			3,087,353.00	3,159,511.00	821,021.87	3,293,565.00		

Description	Resource Codes	Object Codes	Original Budget (A)	Board Approved Operating Budget (B)	Actuals To Date (C)	Projected Year Totals (D)	Difference (Col B & D) (E)	% Diff Column B & D (F)
INTERFUND TRANSFERS								
INTERFUND TRANSFERS IN								
Other Authorized Interfund Transfers In		8919	0.00	0.00	0.00	0.00	0.00	0.0%
(a) TOTAL, INTERFUND TRANSFERS IN			0.00	0.00	0.00	0.00	0.00	0.0%
INTERFUND TRANSFERS OUT								
Other Authorized Interfund Transfers Out		7619	237,828.00	237,828.00	0.00	237,828.00	0.00	0.0%
(b) TOTAL, INTERFUND TRANSFERS OUT			237,828.00	237,828.00	0.00	237,828.00	0.00	0.0%
OTHER SOURCES/USES								
SOURCES								
Other Sources								
Transfers from Funds of Lapsed/Reorganized LEAs		8965	0.00	0.00	0.00	0.00	0.00	0.0%
Long-Term Debt Proceeds								
Proceeds from Capital Leases		8972	0.00	0.00	0.00	0.00	0.00	0.0%
All Other Financing Sources		8979	0.00	0.00	0.00	0.00	0.00	0.0%
(c) TOTAL, SOURCES			0.00	0.00	0.00	0.00	0.00	0.0%
USES								
Transfers of Funds from Lapsed/Reorganized LEAs		7651	0.00	0.00	0.00	0.00	0.00	0.0%
All Other Financing Uses		7699	0.00	0.00	0.00	0.00	0.00	0.0%
(d) TOTAL, USES			0.00	0.00	0.00	0.00	0.00	0.0%
CONTRIBUTIONS								
Contributions from Unrestricted Revenues		8980	0.00	0.00	0.00	0.00	0.00	0.0%
Contributions from Restricted Revenues		8990	0.00	0.00	0.00	0.00	0.00	0.0%
(e) TOTAL, CONTRIBUTIONS			0.00	0.00	0.00	0.00	0.00	0.0%
TOTAL, OTHER FINANCING SOURCES/USES (a - b + c - d + e)			(237,828.00)	(237,828.00)	0.00	(237,828.00)		

Resource	Description	2020/21 Projected Year Totals
6300	Lottery: Instructional Materials	3,715.86
6500	Special Education	1,146.00
9010	Other Restricted Local	106,997.56
Total, Restricted Balance		111,859.42

Description	Resource Codes	Object Codes	Original Budget (A)	Board Approved Operating Budget (B)	Actuals To Date (C)	Projected Year Totals (D)	Difference (Col B & D) (E)	% Diff Column B & D (F)
A. REVENUES								
1) LCFF Sources		8010-8099	0.00	0.00	0.00	0.00	0.00	0.0%
2) Federal Revenue		8100-8299	0.00	0.00	0.00	0.00	0.00	0.0%
3) Other State Revenue		8300-8599	4,664,859.00	4,627,521.00	1,254,416.00	4,627,521.00	0.00	0.0%
4) Other Local Revenue		8600-8799	0.00	0.00	0.00	0.00	0.00	0.0%
5) TOTAL, REVENUES			4,664,859.00	4,627,521.00	1,254,416.00	4,627,521.00		
B. EXPENDITURES								
1) Certificated Salaries		1000-1999	0.00	0.00	0.00	0.00	0.00	0.0%
2) Classified Salaries		2000-2999	0.00	0.00	0.00	0.00	0.00	0.0%
3) Employee Benefits		3000-3999	0.00	0.00	0.00	0.00	0.00	0.0%
4) Books and Supplies		4000-4999	0.00	0.00	0.00	0.00	0.00	0.0%
5) Services and Other Operating Expenditures		5000-5999	0.00	0.00	0.00	0.00	0.00	0.0%
6) Capital Outlay		6000-6999	0.00	0.00	0.00	0.00	0.00	0.0%
7) Other Outgo (excluding Transfers of Indirect Costs)		7100-7299, 7400-7499	4,664,859.00	4,627,521.00	1,254,416.00	4,627,521.00	0.00	0.0%
8) Other Outgo - Transfers of Indirect Costs		7300-7399	0.00	0.00	0.00	0.00	0.00	0.0%
9) TOTAL, EXPENDITURES			4,664,859.00	4,627,521.00	1,254,416.00	4,627,521.00		
C. EXCESS (DEFICIENCY) OF REVENUES OVER EXPENDITURES BEFORE OTHER FINANCING SOURCES AND USES (A5 - B9)			0.00	0.00	0.00	0.00		
D. OTHER FINANCING SOURCES/USES								
1) Interfund Transfers								
a) Transfers In		8900-8929	0.00	0.00	0.00	0.00	0.00	0.0%
b) Transfers Out		7600-7629	0.00	0.00	0.00	0.00	0.00	0.0%
2) Other Sources/Uses								
a) Sources		8930-8979	0.00	0.00	0.00	0.00	0.00	0.0%
b) Uses		7630-7699	0.00	0.00	0.00	0.00	0.00	0.0%
3) Contributions		8980-8999	0.00	0.00	0.00	0.00	0.00	0.0%
4) TOTAL, OTHER FINANCING SOURCES/USES			0.00	0.00	0.00	0.00		

Description	Resource Codes	Object Codes	Original Budget (A)	Board Approved Operating Budget (B)	Actuals To Date (C)	Projected Year Totals (D)	Difference (Col B & D) (E)	% Diff Column B & D (F)
E. NET INCREASE (DECREASE) IN FUND BALANCE (C + D4)			0.00	0.00	0.00	0.00		
F. FUND BALANCE, RESERVES								
1) Beginning Fund Balance								
a) As of July 1 - Unaudited		9791	0.00	0.00		0.00	0.00	0.0%
b) Audit Adjustments		9793	0.00	0.00		0.00	0.00	0.0%
c) As of July 1 - Audited (F1a + F1b)			0.00	0.00		0.00		
d) Other Restatements		9795	0.00	0.00		0.00	0.00	0.0%
e) Adjusted Beginning Balance (F1c + F1d)			0.00	0.00		0.00		
2) Ending Balance, June 30 (E + F1e)			0.00	0.00		0.00		
Components of Ending Fund Balance								
a) Nonspendable								
Revolving Cash		9711	0.00	0.00		0.00		
Stores		9712	0.00	0.00		0.00		
Prepaid Items		9713	0.00	0.00		0.00		
All Others		9719	0.00	0.00		0.00		
b) Restricted		9740	0.00	0.00		0.00		
c) Committed								
Stabilization Arrangements		9750	0.00	0.00		0.00		
Other Commitments		9760	0.00	0.00		0.00		
d) Assigned								
Other Assignments		9780	0.00	0.00		0.00		
e) Unassigned/Unappropriated								
Reserve for Economic Uncertainties		9789	0.00	0.00		0.00		
Unassigned/Unappropriated Amount		9790	0.00	0.00		0.00		

Description	Resource Codes	Object Codes	Original Budget (A)	Board Approved Operating Budget (B)	Actuals To Date (C)	Projected Year Totals (D)	Difference (Col B & D) (E)	% Diff Column B & D (F)
LCFF SOURCES								
LCFF Transfers								
Property Taxes Transfers		8097	0.00	0.00	0.00	0.00	0.00	0.0%
TOTAL, LCFF SOURCES			0.00	0.00	0.00	0.00	0.00	0.0%
FEDERAL REVENUE								
Pass-Through Revenues From Federal Sources		8287	0.00	0.00	0.00	0.00	0.00	0.0%
TOTAL, FEDERAL REVENUE			0.00	0.00	0.00	0.00	0.00	0.0%
OTHER STATE REVENUE								
Other State Apportionments								
Special Education Master Plan Current Year	6500	8311	4,480,398.00	4,422,805.00	1,254,416.00	4,422,805.00	0.00	0.0%
Prior Years	6500	8319	0.00	0.00	0.00	0.00	0.00	0.0%
All Other State Apportionments - Current Year	All Other	8311	0.00	0.00	0.00	0.00	0.00	0.0%
All Other State Apportionments - Prior Years	All Other	8319	0.00	0.00	0.00	0.00	0.00	0.0%
Pass-Through Revenues from State Sources		8587	184,461.00	204,716.00	0.00	204,716.00	0.00	0.0%
TOTAL, OTHER STATE REVENUE			4,664,859.00	4,627,521.00	1,254,416.00	4,627,521.00	0.00	0.0%
OTHER LOCAL REVENUE								
Interest		8660	0.00	0.00	0.00	0.00	0.00	0.0%
Net Increase (Decrease) in the Fair Value of Investments		8662	0.00	0.00	0.00	0.00	0.00	0.0%
Other Local Revenue								
Pass-Through Revenues From Local Sources		8697	0.00	0.00	0.00	0.00	0.00	0.0%
Transfers of Apportionments								
From Districts or Charter Schools		8791	0.00	0.00	0.00	0.00	0.00	0.0%
From County Offices		8792	0.00	0.00	0.00	0.00	0.00	0.0%
From JPAs		8793	0.00	0.00	0.00	0.00	0.00	0.0%
TOTAL, OTHER LOCAL REVENUE			0.00	0.00	0.00	0.00	0.00	0.0%
TOTAL, REVENUES			4,664,859.00	4,627,521.00	1,254,416.00	4,627,521.00		
OTHER OUTGO (excluding Transfers of Indirect Costs)								
Other Transfers Out								
Transfers of Pass-Through Revenues To Districts or Charter Schools		7211	184,461.00	204,716.00	0.00	204,716.00	0.00	0.0%
To County Offices		7212	0.00	0.00	0.00	0.00	0.00	0.0%
To JPAs		7213	0.00	0.00	0.00	0.00	0.00	0.0%
Special Education SELPA Transfers of Apportionments To Districts or Charter Schools	6500	7221	4,480,398.00	4,422,805.00	1,254,416.00	4,422,805.00	0.00	0.0%
To County Offices	6500	7222	0.00	0.00	0.00	0.00	0.00	0.0%
To JPAs	6500	7223	0.00	0.00	0.00	0.00	0.00	0.0%
Other Transfers of Apportionments	All Other	7221-7223	0.00	0.00	0.00	0.00	0.00	0.0%
All Other Transfers		7281-7283	0.00	0.00	0.00	0.00	0.00	0.0%
All Other Transfers Out to All Others		7299	0.00	0.00	0.00	0.00	0.00	0.0%
TOTAL, OTHER OUTGO (excluding Transfers of Indirect Costs)			4,664,859.00	4,627,521.00	1,254,416.00	4,627,521.00	0.00	0.0%
TOTAL, EXPENDITURES			4,664,859.00	4,627,521.00	1,254,416.00	4,627,521.00		

Resource	Description	2020/21 Projected Year Totals
Total, Restricted Balance		0.00

Description	Resource Codes	Object Codes	Original Budget (A)	Board Approved Operating Budget (B)	Actuals To Date (C)	Projected Year Totals (D)	Difference (Col B & D) (E)	% Diff Column B & D (F)
A. REVENUES								
1) LCFF Sources		8010-8099	0.00	0.00	0.00	0.00	0.00	0.0%
2) Federal Revenue		8100-8299	434,168.00	390,456.00	0.00	413,613.00	23,157.00	5.9%
3) Other State Revenue		8300-8599	2,124,347.00	2,913,865.00	1,008,258.00	2,919,499.00	5,634.00	0.2%
4) Other Local Revenue		8600-8799	168,989.00	168,989.00	14,413.76	168,989.00	0.00	0.0%
5) TOTAL, REVENUES			2,727,504.00	3,473,310.00	1,022,671.76	3,502,101.00		
B. EXPENDITURES								
1) Certificated Salaries		1000-1999	1,222,676.00	1,291,818.00	243,866.39	1,157,799.00	134,019.00	10.4%
2) Classified Salaries		2000-2999	352,840.00	294,129.00	75,775.18	294,364.00	(235.00)	-0.1%
3) Employee Benefits		3000-3999	686,167.00	654,554.00	112,690.69	628,161.00	26,393.00	4.0%
4) Books and Supplies		4000-4999	155,567.00	334,584.00	3,858.07	481,337.00	(146,753.00)	-43.9%
5) Services and Other Operating Expenditures		5000-5999	953,235.00	994,437.00	306,165.35	1,036,354.00	(41,917.00)	-4.2%
6) Capital Outlay		6000-6999	0.00	0.00	0.00	0.00	0.00	0.0%
7) Other Outgo (excluding Transfers of Indirect Costs)		7100-7299, 7400-7499	0.00	0.00	0.00	0.00	0.00	0.0%
8) Other Outgo - Transfers of Indirect Costs		7300-7399	56,768.00	67,740.00	0.00	68,038.00	(298.00)	-0.4%
9) TOTAL, EXPENDITURES			3,427,253.00	3,637,262.00	742,355.68	3,666,053.00		
C. EXCESS (DEFICIENCY) OF REVENUES OVER EXPENDITURES BEFORE OTHER FINANCING SOURCES AND USES (A5 - B9)			(699,749.00)	(163,952.00)	280,316.08	(163,952.00)		
D. OTHER FINANCING SOURCES/USES								
1) Interfund Transfers								
a) Transfers In		8900-8929	0.00	0.00	0.00	0.00	0.00	0.0%
b) Transfers Out		7600-7629	90,300.00	90,300.00	0.00	90,300.00	0.00	0.0%
2) Other Sources/Uses								
a) Sources		8930-8979	0.00	0.00	0.00	0.00	0.00	0.0%
b) Uses		7630-7699	0.00	0.00	0.00	0.00	0.00	0.0%
3) Contributions		8980-8999	0.00	0.00	0.00	0.00	0.00	0.0%
4) TOTAL, OTHER FINANCING SOURCES/USES			(90,300.00)	(90,300.00)	0.00	(90,300.00)		

Description	Resource Codes	Object Codes	Original Budget (A)	Board Approved Operating Budget (B)	Actuals To Date (C)	Projected Year Totals (D)	Difference (Col B & D) (E)	% Diff Column B & D (F)
E. NET INCREASE (DECREASE) IN FUND BALANCE (C + D4)			(790,049.00)	(254,252.00)	280,316.08	(254,252.00)		
F. FUND BALANCE, RESERVES								
1) Beginning Fund Balance								
a) As of July 1 - Unaudited		9791	1,733,310.02	1,733,310.02		1,733,310.02	0.00	0.0%
b) Audit Adjustments		9793	0.00	0.00		0.00	0.00	0.0%
c) As of July 1 - Audited (F1a + F1b)			1,733,310.02	1,733,310.02		1,733,310.02		
d) Other Restatements		9795	0.00	0.00		0.00	0.00	0.0%
e) Adjusted Beginning Balance (F1c + F1d)			1,733,310.02	1,733,310.02		1,733,310.02		
2) Ending Balance, June 30 (E + F1e)			943,261.02	1,479,058.02		1,479,058.02		
Components of Ending Fund Balance								
a) Nonspendable								
Revolving Cash		9711	0.00	0.00		0.00		
Stores		9712	0.00	0.00		0.00		
Prepaid Items		9713	0.00	0.00		0.00		
All Others		9719	0.00	0.00		0.00		
b) Restricted		9740	902,171.41	1,437,968.04		1,437,968.04		
c) Committed								
Stabilization Arrangements		9750	0.00	0.00		0.00		
Other Commitments		9760	0.00	0.00		0.00		
d) Assigned								
Other Assignments		9780	41,089.98	41,089.98		41,089.98		
Resource 0000	0000	9780	*41,089.98*					
Resource 0000	0000	9780		*41,089.98*				
Resource 0000	0000	9780				*41,089.98*		
e) Unassigned/Unappropriated								
Reserve for Economic Uncertainties		9789	0.00	0.00		0.00		
Unassigned/Unappropriated Amount		9790	(0.37)	0.00		0.00		

Description	Resource Codes	Object Codes	Original Budget (A)	Board Approved Operating Budget (B)	Actuals To Date (C)	Projected Year Totals (D)	Difference (Col B & D) (E)	% Diff Column B & D (F)
LCFF SOURCES								
LCFF Transfers								
LCFF Transfers - Current Year		8091	0.00	0.00	0.00	0.00	0.00	0.0%
LCFF/Revenue Limit Transfers - Prior Years		8099	0.00	0.00	0.00	0.00	0.00	0.0%
TOTAL, LCFF SOURCES			0.00	0.00	0.00	0.00	0.00	0.0%
FEDERAL REVENUE								
Interagency Contracts Between LEAs		8285	0.00	0.00	0.00	0.00	0.00	0.0%
Pass-Through Revenues From Federal Sources		8287	0.00	0.00	0.00	0.00	0.00	0.0%
Career and Technical Education	3500-3599	8290	50,893.00	7,181.00	0.00	7,181.00	0.00	0.0%
All Other Federal Revenue	All Other	8290	383,275.00	383,275.00	0.00	406,432.00	23,157.00	6.0%
TOTAL, FEDERAL REVENUE			434,168.00	390,456.00	0.00	413,613.00	23,157.00	5.9%
OTHER STATE REVENUE								
Other State Apportionments								
All Other State Apportionments - Current Year		8311	825,783.00	825,783.00	313,315.00	824,513.00	(1,270.00)	-0.2%
All Other State Apportionments - Prior Years		8319	0.00	0.00	0.00	0.00	0.00	0.0%
Pass-Through Revenues from State Sources		8587	0.00	0.00	0.00	0.00	0.00	0.0%
Adult Education Program	6391	8590	867,189.00	1,656,707.00	288,720.00	1,663,611.00	6,904.00	0.4%
All Other State Revenue	All Other	8590	431,375.00	431,375.00	406,223.00	431,375.00	0.00	0.0%
TOTAL, OTHER STATE REVENUE			2,124,347.00	2,913,865.00	1,008,258.00	2,919,499.00	5,634.00	0.2%
OTHER LOCAL REVENUE								
Sales								
Sale of Equipment/Supplies		8631	0.00	0.00	0.00	0.00	0.00	0.0%
Leases and Rentals		8650	0.00	0.00	0.00	0.00	0.00	0.0%
Interest		8660	6,000.00	6,000.00	337.00	6,000.00	0.00	0.0%
Net Increase (Decrease) in the Fair Value of Investments		8662	0.00	0.00	0.00	0.00	0.00	0.0%
Fees and Contracts								
Adult Education Fees		8671	162,989.00	162,989.00	14,076.76	162,989.00	0.00	0.0%
Interagency Services		8677	0.00	0.00	0.00	0.00	0.00	0.0%
Other Local Revenue								
All Other Local Revenue		8699	0.00	0.00	0.00	0.00	0.00	0.0%
Tuition		8710	0.00	0.00	0.00	0.00	0.00	0.0%
TOTAL, OTHER LOCAL REVENUE			168,989.00	168,989.00	14,413.76	168,989.00	0.00	0.0%
TOTAL, REVENUES			2,727,504.00	3,473,310.00	1,022,671.76	3,502,101.00		

Description	Resource Codes	Object Codes	Original Budget (A)	Board Approved Operating Budget (B)	Actuals To Date (C)	Projected Year Totals (D)	Difference (Col B & D) (E)	% Diff Column B & D (F)
CERTIFICATED SALARIES								
Certificated Teachers' Salaries		1100	788,886.00	836,263.00	111,921.10	680,446.00	155,817.00	18.6%
Certificated Pupil Support Salaries		1200	38,058.00	38,058.00	5,898.68	29,796.00	8,262.00	21.7%
Certificated Supervisors' and Administrators' Salaries		1300	300,939.00	307,704.00	85,549.97	310,196.00	(2,492.00)	-0.8%
Other Certificated Salaries		1900	94,793.00	109,793.00	40,496.64	137,361.00	(27,568.00)	-25.1%
TOTAL, CERTIFICATED SALARIES			1,222,676.00	1,291,818.00	243,866.39	1,157,799.00	134,019.00	10.4%
CLASSIFIED SALARIES								
Classified Instructional Salaries		2100	89,111.00	99,111.00	24,296.51	98,666.00	445.00	0.4%
Classified Support Salaries		2200	0.00	0.00	0.00	0.00	0.00	0.0%
Classified Supervisors' and Administrators' Salaries		2300	0.00	0.00	0.00	0.00	0.00	0.0%
Clerical, Technical and Office Salaries		2400	251,729.00	183,018.00	51,478.67	183,698.00	(680.00)	-0.4%
Other Classified Salaries		2900	12,000.00	12,000.00	0.00	12,000.00	0.00	0.0%
TOTAL, CLASSIFIED SALARIES			352,840.00	294,129.00	75,775.18	294,364.00	(235.00)	-0.1%
EMPLOYEE BENEFITS								
STRS		3101-3102	314,179.00	318,604.00	34,561.56	276,183.00	42,421.00	13.3%
PERS		3201-3202	61,041.00	57,534.00	15,571.61	52,248.00	5,286.00	9.2%
OASDI/Medicare/Alternative		3301-3302	38,914.00	39,227.00	9,880.18	38,100.00	1,127.00	2.9%
Health and Welfare Benefits		3401-3402	197,265.00	160,150.00	33,951.50	178,081.00	(17,931.00)	-11.2%
Unemployment Insurance		3501-3502	744.00	787.00	161.02	729.00	58.00	7.4%
Workers' Compensation		3601-3602	28,277.00	30,004.00	6,270.78	28,107.00	1,897.00	6.3%
OPEB, Allocated		3701-3702	29,097.00	30,696.00	6,584.73	28,340.00	2,356.00	7.7%
OPEB, Active Employees		3751-3752	0.00	0.00	0.00	0.00	0.00	0.0%
Other Employee Benefits		3901-3902	16,650.00	17,552.00	5,709.31	26,373.00	(8,821.00)	-50.3%
TOTAL, EMPLOYEE BENEFITS			686,167.00	654,554.00	112,690.69	628,161.00	26,393.00	4.0%
BOOKS AND SUPPLIES								
Approved Textbooks and Core Curricula Materials		4100	0.00	0.00	0.00	0.00	0.00	0.0%
Books and Other Reference Materials		4200	11,482.00	11,482.00	948.07	6,735.00	4,747.00	41.3%
Materials and Supplies		4300	93,192.00	316,115.00	2,910.00	466,649.00	(150,534.00)	-47.6%
Noncapitalized Equipment		4400	50,893.00	6,987.00	0.00	7,953.00	(966.00)	-13.8%
TOTAL, BOOKS AND SUPPLIES			155,567.00	334,584.00	3,858.07	481,337.00	(146,753.00)	-43.9%

Description	Resource Codes	Object Codes	Original Budget (A)	Board Approved Operating Budget (B)	Actuals To Date (C)	Projected Year Totals (D)	Difference (Col B & D) (E)	% Diff Column B & D (F)
SERVICES AND OTHER OPERATING EXPENDITURES								
Subagreements for Services		5100	0.00	0.00	0.00	10,000.00	(10,000.00)	New
Travel and Conferences		5200	4,389.00	10,389.00	0.00	10,389.00	0.00	0.0%
Dues and Memberships		5300	1,570.00	1,570.00	1,070.00	1,570.00	0.00	0.0%
Insurance		5400-5450	0.00	0.00	0.00	0.00	0.00	0.0%
Operations and Housekeeping Services		5500	0.00	0.00	0.00	0.00	0.00	0.0%
Rentals, Leases, Repairs, and Noncapitalized Improvements		5600	1,551.00	1,551.00	4,863.12	6,415.00	(4,864.00)	-313.6%
Transfers of Direct Costs		5710	0.00	0.00	0.00	0.00	0.00	0.0%
Transfers of Direct Costs - Interfund		5750	104,750.00	104,750.00	1,510.00	106,250.00	(1,500.00)	-1.4%
Professional/Consulting Services and Operating Expenditures		5800	833,998.00	869,200.00	286,151.34	875,730.00	(6,530.00)	-0.8%
Communications		5900	6,977.00	6,977.00	12,570.89	26,000.00	(19,023.00)	-272.7%
TOTAL, SERVICES AND OTHER OPERATING EXPENDITURES			953,235.00	994,437.00	306,165.35	1,036,354.00	(41,917.00)	-4.2%
CAPITAL OUTLAY								
Land		6100	0.00	0.00	0.00	0.00	0.00	0.0%
Land Improvements		6170	0.00	0.00	0.00	0.00	0.00	0.0%
Buildings and Improvements of Buildings		6200	0.00	0.00	0.00	0.00	0.00	0.0%
Equipment		6400	0.00	0.00	0.00	0.00	0.00	0.0%
Equipment Replacement		6500	0.00	0.00	0.00	0.00	0.00	0.0%
TOTAL, CAPITAL OUTLAY			0.00	0.00	0.00	0.00	0.00	0.0%
OTHER OUTGO (excluding Transfers of Indirect Costs)								
Tuition								
Tuition, Excess Costs, and/or Deficit Payments Payments to Districts or Charter Schools		7141	0.00	0.00	0.00	0.00	0.00	0.0%
Payments to County Offices		7142	0.00	0.00	0.00	0.00	0.00	0.0%
Payments to JPAs		7143	0.00	0.00	0.00	0.00	0.00	0.0%
Other Transfers Out								
Transfers of Pass-Through Revenues To Districts or Charter Schools		7211	0.00	0.00	0.00	0.00	0.00	0.0%
To County Offices		7212	0.00	0.00	0.00	0.00	0.00	0.0%
To JPAs		7213	0.00	0.00	0.00	0.00	0.00	0.0%
Debt Service								
Debt Service - Interest		7438	0.00	0.00	0.00	0.00	0.00	0.0%
Other Debt Service - Principal		7439	0.00	0.00	0.00	0.00	0.00	0.0%
TOTAL, OTHER OUTGO (excluding Transfers of Indirect Costs)			0.00	0.00	0.00	0.00	0.00	0.0%
OTHER OUTGO - TRANSFERS OF INDIRECT COSTS								
Transfers of Indirect Costs - Interfund		7350	56,768.00	67,740.00	0.00	68,038.00	(298.00)	-0.4%
TOTAL, OTHER OUTGO - TRANSFERS OF INDIRECT COSTS			56,768.00	67,740.00	0.00	68,038.00	(298.00)	-0.4%
TOTAL, EXPENDITURES			3,427,253.00	3,637,262.00	742,355.68	3,666,053.00		

Description	Resource Codes	Object Codes	Original Budget (A)	Board Approved Operating Budget (B)	Actuals To Date (C)	Projected Year Totals (D)	Difference (Col B & D) (E)	% Diff Column B & D (F)
INTERFUND TRANSFERS								
INTERFUND TRANSFERS IN								
Other Authorized Interfund Transfers In		8919	0.00	0.00	0.00	0.00	0.00	0.0%
(a) TOTAL, INTERFUND TRANSFERS IN			0.00	0.00	0.00	0.00	0.00	0.0%
INTERFUND TRANSFERS OUT								
To: State School Building Fund/ County School Facilities Fund		7613	0.00	0.00	0.00	0.00	0.00	0.0%
Other Authorized Interfund Transfers Out		7619	90,300.00	90,300.00	0.00	90,300.00	0.00	0.0%
(b) TOTAL, INTERFUND TRANSFERS OUT			90,300.00	90,300.00	0.00	90,300.00	0.00	0.0%
OTHER SOURCES/USES								
SOURCES								
Other Sources								
Transfers from Funds of Lapsed/Reorganized LEAs		8965	0.00	0.00	0.00	0.00	0.00	0.0%
Long-Term Debt Proceeds								
Proceeds from Certificates of Participation		8971	0.00	0.00	0.00	0.00	0.00	0.0%
Proceeds from Capital Leases		8972	0.00	0.00	0.00	0.00	0.00	0.0%
All Other Financing Sources		8979	0.00	0.00	0.00	0.00	0.00	0.0%
(c) TOTAL, SOURCES			0.00	0.00	0.00	0.00	0.00	0.0%
USES								
Transfers of Funds from Lapsed/Reorganized LEAs		7651	0.00	0.00	0.00	0.00	0.00	0.0%
All Other Financing Uses		7699	0.00	0.00	0.00	0.00	0.00	0.0%
(d) TOTAL, USES			0.00	0.00	0.00	0.00	0.00	0.0%
CONTRIBUTIONS								
Contributions from Unrestricted Revenues		8980	0.00	0.00	0.00	0.00	0.00	0.0%
Contributions from Restricted Revenues		8990	0.00	0.00	0.00	0.00	0.00	0.0%
(e) TOTAL, CONTRIBUTIONS			0.00	0.00	0.00	0.00	0.00	0.0%
TOTAL, OTHER FINANCING SOURCES/USES (a - b + c - d + e)			(90,300.00)	(90,300.00)	0.00	(90,300.00)		

Resource	Description	2020/21 Projected Year Totals
6371	CalWORKs for ROCP or Adult Education	670,180.00
6391	Adult Education Program	535,796.63
9010	Other Restricted Local	231,991.41
Total, Restricted Balance		1,437,968.04

Description	Resource Codes	Object Codes	Original Budget (A)	Board Approved Operating Budget (B)	Actuals To Date (C)	Projected Year Totals (D)	Difference (Col B & D) (E)	% Diff Column B & D (F)
A. REVENUES								
1) LCFF Sources		8010-8099	0.00	0.00	0.00	0.00	0.00	0.0%
2) Federal Revenue		8100-8299	13,870,979.00	15,147,968.00	2,802,577.97	14,997,220.00	(150,748.00)	-1.0%
3) Other State Revenue		8300-8599	4,342,881.00	4,342,881.00	1,014,186.00	4,342,881.00	0.00	0.0%
4) Other Local Revenue		8600-8799	6,181,617.00	2,572,892.00	793,969.58	1,766,229.00	(806,663.00)	-31.4%
5) TOTAL, REVENUES			24,395,477.00	22,063,741.00	4,610,733.55	21,106,330.00		
B. EXPENDITURES								
1) Certificated Salaries		1000-1999	7,946,789.00	8,206,258.00	2,461,100.54	8,558,427.00	(352,169.00)	-4.3%
2) Classified Salaries		2000-2999	4,299,313.00	4,724,962.00	1,219,935.09	4,520,978.00	203,984.00	4.3%
3) Employee Benefits		3000-3999	7,248,192.00	7,531,649.00	1,645,178.30	7,525,682.00	5,967.00	0.1%
4) Books and Supplies		4000-4999	3,779,319.00	4,405,254.00	46,544.10	3,897,444.00	507,810.00	11.5%
5) Services and Other Operating Expenditures		5000-5999	331,307.00	348,932.00	84,629.36	447,894.00	(98,962.00)	-28.4%
6) Capital Outlay		6000-6999	0.00	0.00	0.00	0.00	0.00	0.0%
7) Other Outgo (excluding Transfers of Indirect Costs)		7100-7299, 7400-7499	0.00	0.00	0.00	0.00	0.00	0.0%
8) Other Outgo - Transfers of Indirect Costs		7300-7399	873,156.00	859,958.00	0.00	853,515.00	6,443.00	0.7%
9) TOTAL, EXPENDITURES			24,478,076.00	26,077,013.00	5,457,387.39	25,803,940.00		
C. EXCESS (DEFICIENCY) OF REVENUES OVER EXPENDITURES BEFORE OTHER FINANCING SOURCES AND USES (A5 - B9)			(82,599.00)	(4,013,272.00)	(846,653.84)	(4,697,610.00)		
D. OTHER FINANCING SOURCES/USES								
1) Interfund Transfers								
a) Transfers In		8900-8929	0.00	2,000,000.00	2,915,000.00	2,915,000.00	915,000.00	45.8%
b) Transfers Out		7600-7629	0.00	0.00	0.00	0.00	0.00	0.0%
2) Other Sources/Uses								
a) Sources		8930-8979	0.00	0.00	0.00	0.00	0.00	0.0%
b) Uses		7630-7699	0.00	0.00	0.00	0.00	0.00	0.0%
3) Contributions		8980-8999	0.00	0.00	0.00	0.00	0.00	0.0%
4) TOTAL, OTHER FINANCING SOURCES/USES			0.00	2,000,000.00	2,915,000.00	2,915,000.00		

Description	Resource Codes	Object Codes	Original Budget (A)	Board Approved Operating Budget (B)	Actuals To Date (C)	Projected Year Totals (D)	Difference (Col B & D) (E)	% Diff Column B & D (F)
E. NET INCREASE (DECREASE) IN FUND BALANCE (C + D4)			(82,599.00)	(2,013,272.00)	2,068,346.16	(1,782,610.00)		
F. FUND BALANCE, RESERVES								
1) Beginning Fund Balance								
a) As of July 1 - Unaudited		9791	2,558,674.23	2,558,674.23		2,558,674.23	0.00	0.0%
b) Audit Adjustments		9793	0.00	0.00		0.00	0.00	0.0%
c) As of July 1 - Audited (F1a + F1b)			2,558,674.23	2,558,674.23		2,558,674.23		
d) Other Restatements		9795	0.00	0.00		0.00	0.00	0.0%
e) Adjusted Beginning Balance (F1c + F1d)			2,558,674.23	2,558,674.23		2,558,674.23		
2) Ending Balance, June 30 (E + F1e)			2,476,075.23	545,402.23		776,064.23		
Components of Ending Fund Balance								
a) Nonspendable								
Revolving Cash		9711	0.00	0.00		0.00		
Stores		9712	0.00	0.00		0.00		
Prepaid Items		9713	0.00	0.00		0.00		
All Others		9719	0.00	0.00		0.00		
b) Restricted		9740	302,687.62	419,097.62		341,204.62		
c) Committed								
Stabilization Arrangements		9750	0.00	0.00		0.00		
Other Commitments		9760	0.00	0.00		0.00		
d) Assigned								
Other Assignments		9780	2,173,387.61	126,304.61		434,859.61		
Reserve for Economic Uncertainties	0000	9780	*2,173,387.61*					
Reserve for Economic Uncertainties	0000	9780		*126,304.61*				
Reserve for Economic Uncertainties	0000	9780				*434,859.61*		
e) Unassigned/Unappropriated								
Reserve for Economic Uncertainties		9789	0.00	0.00		0.00		
Unassigned/Unappropriated Amount		9790	0.00	0.00		0.00		

Description	Resource Codes	Object Codes	Original Budget (A)	Board Approved Operating Budget (B)	Actuals To Date (C)	Projected Year Totals (D)	Difference (Col B & D) (E)	% Diff Column B & D (F)
FEDERAL REVENUE								
Child Nutrition Programs		8220	647,887.00	647,887.00	261.83	647,887.00	0.00	0.0%
Interagency Contracts Between LEAs		8285	0.00	0.00	0.00	0.00	0.00	0.0%
Title I, Part A, Basic	3010	8290	0.00	0.00	0.00	0.00	0.00	0.0%
All Other Federal Revenue	All Other	8290	13,223,092.00	14,500,081.00	2,802,316.14	14,349,333.00	(150,748.00)	-1.0%
TOTAL, FEDERAL REVENUE			13,870,979.00	15,147,968.00	2,802,577.97	14,997,220.00	(150,748.00)	-1.0%
OTHER STATE REVENUE								
Child Nutrition Programs		8520	34,214.00	34,214.00	0.00	34,214.00	0.00	0.0%
Child Development Apportionments		8530	0.00	0.00	0.00	0.00	0.00	0.0%
Pass-Through Revenues from State Sources		8587	0.00	0.00	0.00	0.00	0.00	0.0%
State Preschool	6105	8590	3,524,098.00	3,524,098.00	1,014,186.00	3,524,098.00	0.00	0.0%
All Other State Revenue	All Other	8590	784,569.00	784,569.00	0.00	784,569.00	0.00	0.0%
TOTAL, OTHER STATE REVENUE			4,342,881.00	4,342,881.00	1,014,186.00	4,342,881.00	0.00	0.0%
OTHER LOCAL REVENUE								
Sales								
Sale of Equipment/Supplies		8631	0.00	0.00	0.00	0.00	0.00	0.0%
Food Service Sales		8634	0.00	0.00	0.00	0.00	0.00	0.0%
Interest		8660	29,754.00	29,754.00	(3,980.00)	29,754.00	0.00	0.0%
Net Increase (Decrease) in the Fair Value of Investments		8662	0.00	0.00	0.00	0.00	0.00	0.0%
Fees and Contracts								
Child Development Parent Fees		8673	5,561,913.00	1,890,568.00	245,686.97	950,802.00	(939,766.00)	-49.7%
Interagency Services		8677	0.00	0.00	0.00	0.00	0.00	0.0%
All Other Fees and Contracts		8689	0.00	0.00	0.00	0.00	0.00	0.0%
Other Local Revenue								
All Other Local Revenue		8699	589,950.00	652,570.00	552,262.61	785,673.00	133,103.00	20.4%
All Other Transfers In from All Others		8799	0.00	0.00	0.00	0.00	0.00	0.0%
TOTAL, OTHER LOCAL REVENUE			6,181,617.00	2,572,892.00	793,969.58	1,766,229.00	(806,663.00)	-31.4%
TOTAL, REVENUES			24,395,477.00	22,063,741.00	4,610,733.55	21,106,330.00		

Description	Resource Codes	Object Codes	Original Budget (A)	Board Approved Operating Budget (B)	Actuals To Date (C)	Projected Year Totals (D)	Difference (Col B & D) (E)	% Diff Column B & D (F)
CERTIFICATED SALARIES								
Certificated Teachers' Salaries		1100	6,120,063.00	6,396,089.00	1,874,665.45	6,608,102.00	(212,013.00)	-3.3%
Certificated Pupil Support Salaries		1200	331,272.00	320,855.00	133,948.52	414,858.00	(94,003.00)	-29.3%
Certificated Supervisors' and Administrators' Salaries		1300	361,160.00	366,660.00	121,748.72	385,165.00	(18,505.00)	-5.0%
Other Certificated Salaries		1900	1,134,294.00	1,122,654.00	330,737.85	1,150,302.00	(27,648.00)	-2.5%
TOTAL, CERTIFICATED SALARIES			7,946,789.00	8,206,258.00	2,461,100.54	8,558,427.00	(352,169.00)	-4.3%
CLASSIFIED SALARIES								
Classified Instructional Salaries		2100	1,879,103.00	2,305,360.00	498,583.45	2,037,404.00	267,956.00	11.6%
Classified Support Salaries		2200	1,399,598.00	1,398,434.00	379,280.69	1,412,166.00	(13,732.00)	-1.0%
Classified Supervisors' and Administrators' Salaries		2300	0.00	0.00	0.00	0.00	0.00	0.0%
Clerical, Technical and Office Salaries		2400	1,020,612.00	1,021,168.00	342,070.95	1,071,408.00	(50,240.00)	-4.9%
Other Classified Salaries		2900	0.00	0.00	0.00	0.00	0.00	0.0%
TOTAL, CLASSIFIED SALARIES			4,299,313.00	4,724,962.00	1,219,935.09	4,520,978.00	203,984.00	4.3%
EMPLOYEE BENEFITS								
STRS		3101-3102	1,893,226.00	2,024,498.00	327,997.18	2,008,773.00	15,725.00	0.8%
PERS		3201-3202	1,136,517.00	1,168,626.00	311,895.84	1,179,525.00	(10,899.00)	-0.9%
OASDI/Medicare/Alternative		3301-3302	460,354.00	488,629.00	151,983.78	514,881.00	(26,252.00)	-5.4%
Health and Welfare Benefits		3401-3402	3,046,426.00	3,113,425.00	639,847.98	3,055,246.00	58,179.00	1.9%
Unemployment Insurance		3501-3502	6,275.00	6,671.00	1,846.34	6,840.00	(169.00)	-2.5%
Workers' Compensation		3601-3602	236,514.00	251,247.00	72,003.95	263,931.00	(12,684.00)	-5.0%
OPEB, Allocated		3701-3702	298,586.00	305,852.00	83,308.67	310,494.00	(4,642.00)	-1.5%
OPEB, Active Employees		3751-3752	0.00	0.00	0.00	0.00	0.00	0.0%
Other Employee Benefits		3901-3902	170,294.00	172,701.00	56,294.56	185,992.00	(13,291.00)	-7.7%
TOTAL, EMPLOYEE BENEFITS			7,248,192.00	7,531,649.00	1,645,178.30	7,525,682.00	5,967.00	0.1%
BOOKS AND SUPPLIES								
Approved Textbooks and Core Curricula Materials		4100	0.00	0.00	0.00	0.00	0.00	0.0%
Books and Other Reference Materials		4200	59,875.00	40,875.00	163.44	61,600.00	(20,725.00)	-50.7%
Materials and Supplies		4300	3,056,648.00	3,462,874.00	37,919.86	3,015,789.00	447,085.00	12.9%
Noncapitalized Equipment		4400	28,459.00	268,268.00	8,460.80	197,118.00	71,150.00	26.5%
Food		4700	634,337.00	633,237.00	0.00	622,937.00	10,300.00	1.6%
TOTAL, BOOKS AND SUPPLIES			3,779,319.00	4,405,254.00	46,544.10	3,897,444.00	507,810.00	11.5%

Description	Resource Codes	Object Codes	Original Budget (A)	Board Approved Operating Budget (B)	Actuals To Date (C)	Projected Year Totals (D)	Difference (Col B & D) (E)	% Diff Column B & D (F)
SERVICES AND OTHER OPERATING EXPENDITURES								
Subagreements for Services		5100	0.00	0.00	0.00	0.00	0.00	0.0%
Travel and Conferences		5200	148,388.00	142,855.00	(672.00)	121,267.00	21,588.00	15.1%
Dues and Memberships		5300	6,454.00	5,254.00	4,925.00	7,304.00	(2,050.00)	-39.0%
Insurance		5400-5450	3,993.00	3,993.00	0.00	4,068.00	(75.00)	-1.9%
Operations and Housekeeping Services		5500	0.00	0.00	0.00	0.00	0.00	0.0%
Rentals, Leases, Repairs, and Noncapitalized Improvements		5600	30,176.00	25,176.00	4,596.75	23,104.00	2,072.00	8.2%
Transfers of Direct Costs		5710	0.00	0.00	0.00	0.00	0.00	0.0%
Transfers of Direct Costs - Interfund		5750	(23,782.00)	(29,682.00)	65,399.49	32,664.00	(62,346.00)	210.0%
Professional/Consulting Services and Operating Expenditures		5800	166,068.00	200,226.00	9,907.26	258,316.00	(58,090.00)	-29.0%
Communications		5900	10.00	1,110.00	472.86	1,171.00	(61.00)	-5.5%
TOTAL, SERVICES AND OTHER OPERATING EXPENDITURES			331,307.00	348,932.00	84,629.36	447,894.00	(98,962.00)	-28.4%
CAPITAL OUTLAY								
Land		6100	0.00	0.00	0.00	0.00	0.00	0.0%
Land Improvements		6170	0.00	0.00	0.00	0.00	0.00	0.0%
Buildings and Improvements of Buildings		6200	0.00	0.00	0.00	0.00	0.00	0.0%
Equipment		6400	0.00	0.00	0.00	0.00	0.00	0.0%
Equipment Replacement		6500	0.00	0.00	0.00	0.00	0.00	0.0%
TOTAL, CAPITAL OUTLAY			0.00	0.00	0.00	0.00	0.00	0.0%
OTHER OUTGO (excluding Transfers of Indirect Costs)								
Other Transfers Out								
All Other Transfers Out to All Others		7299	0.00	0.00	0.00	0.00	0.00	0.0%
Debt Service								
Debt Service - Interest		7438	0.00	0.00	0.00	0.00	0.00	0.0%
Other Debt Service - Principal		7439	0.00	0.00	0.00	0.00	0.00	0.0%
TOTAL, OTHER OUTGO (excluding Transfers of Indirect Costs)			0.00	0.00	0.00	0.00	0.00	0.0%
OTHER OUTGO - TRANSFERS OF INDIRECT COSTS								
Transfers of Indirect Costs - Interfund		7350	873,156.00	859,958.00	0.00	853,515.00	6,443.00	0.7%
TOTAL, OTHER OUTGO - TRANSFERS OF INDIRECT COSTS			873,156.00	859,958.00	0.00	853,515.00	6,443.00	0.7%
TOTAL, EXPENDITURES			24,478,076.00	26,077,013.00	5,457,387.39	25,803,940.00		

Description	Resource Codes	Object Codes	Original Budget (A)	Board Approved Operating Budget (B)	Actuals To Date (C)	Projected Year Totals (D)	Difference (Col B & D) (E)	% Diff Column B & D (F)
INTERFUND TRANSFERS								
INTERFUND TRANSFERS IN								
From: General Fund		8911	0.00	2,000,000.00	2,915,000.00	2,915,000.00	915,000.00	45.8%
Other Authorized Interfund Transfers In		8919	0.00	0.00	0.00	0.00	0.00	0.0%
(a) TOTAL, INTERFUND TRANSFERS IN			0.00	2,000,000.00	2,915,000.00	2,915,000.00	915,000.00	45.8%
INTERFUND TRANSFERS OUT								
Other Authorized Interfund Transfers Out		7619	0.00	0.00	0.00	0.00	0.00	0.0%
(b) TOTAL, INTERFUND TRANSFERS OUT			0.00	0.00	0.00	0.00	0.00	0.0%
OTHER SOURCES/USES								
SOURCES								
Other Sources								
Transfers from Funds of Lapsed/Reorganized LEAs		8965	0.00	0.00	0.00	0.00	0.00	0.0%
Long-Term Debt Proceeds								
Proceeds from Certificates of Participation		8971	0.00	0.00	0.00	0.00	0.00	0.0%
Proceeds from Capital Leases		8972	0.00	0.00	0.00	0.00	0.00	0.0%
All Other Financing Sources		8979	0.00	0.00	0.00	0.00	0.00	0.0%
(c) TOTAL, SOURCES			0.00	0.00	0.00	0.00	0.00	0.0%
USES								
Transfers of Funds from Lapsed/Reorganized LEAs		7651	0.00	0.00	0.00	0.00	0.00	0.0%
All Other Financing Uses		7699	0.00	0.00	0.00	0.00	0.00	0.0%
(d) TOTAL, USES			0.00	0.00	0.00	0.00	0.00	0.0%
CONTRIBUTIONS								
Contributions from Unrestricted Revenues		8980	0.00	0.00	0.00	0.00	0.00	0.0%
Contributions from Restricted Revenues		8990	0.00	0.00	0.00	0.00	0.00	0.0%
(e) TOTAL, CONTRIBUTIONS			0.00	0.00	0.00	0.00	0.00	0.0%
TOTAL, OTHER FINANCING SOURCES/USES (a - b + c - d + e)			0.00	2,000,000.00	2,915,000.00	2,915,000.00		

Resource	Description	2020/21 Projected Year Totals
6130	Child Development: Center-Based Reserve Account	246,271.26
9010	Other Restricted Local	94,933.36
Total, Restricted Balance		341,204.62

Description	Resource Codes	Object Codes	Original Budget (A)	Board Approved Operating Budget (B)	Actuals To Date (C)	Projected Year Totals (D)	Difference (Col B & D) (E)	% Diff Column B & D (F)
A. REVENUES								
1) LCFF Sources		8010-8099	0.00	0.00	0.00	0.00	0.00	0.0%
2) Federal Revenue		8100-8299	11,327,531.00	4,315,415.00	973,414.17	4,727,138.00	411,723.00	9.5%
3) Other State Revenue		8300-8599	1,066,314.00	265,825.00	80,983.51	302,882.00	37,057.00	13.9%
4) Other Local Revenue		8600-8799	4,182,861.00	1,204,812.00	75,716.28	196,505.00	(1,008,307.00)	-83.7%
5) TOTAL, REVENUES			16,576,706.00	5,786,052.00	1,130,113.96	5,226,525.00		
B. EXPENDITURES								
1) Certificated Salaries		1000-1999	0.00	0.00	0.00	0.00	0.00	0.0%
2) Classified Salaries		2000-2999	5,293,812.00	4,769,866.00	1,351,862.41	4,730,432.00	39,434.00	0.8%
3) Employee Benefits		3000-3999	3,339,827.00	3,269,350.00	753,602.25	3,236,777.00	32,573.00	1.0%
4) Books and Supplies		4000-4999	7,413,689.00	3,926,941.00	410,855.00	3,475,798.00	451,143.00	11.5%
5) Services and Other Operating Expenditures		5000-5999	825,916.00	835,916.00	194,073.38	725,916.00	110,000.00	13.2%
6) Capital Outlay		6000-6999	475,000.00	0.00	0.00	0.00	0.00	0.0%
7) Other Outgo (excluding Transfers of Indirect Costs)		7100-7299, 7400-7499	0.00	0.00	0.00	0.00	0.00	0.0%
8) Other Outgo - Transfers of Indirect Costs		7300-7399	472,332.00	419,549.00	73,746.14	409,105.00	10,444.00	2.5%
9) TOTAL, EXPENDITURES			17,820,576.00	13,221,622.00	2,784,139.18	12,578,028.00		
C. EXCESS (DEFICIENCY) OF REVENUES OVER EXPENDITURES BEFORE OTHER FINANCING SOURCES AND USES (A5 - B9)			(1,243,870.00)	(7,435,570.00)	(1,654,025.22)	(7,351,503.00)		
D. OTHER FINANCING SOURCES/USES								
1) Interfund Transfers								
a) Transfers In		8900-8929	175,000.00	175,000.00	0.00	3,675,000.00	3,500,000.00	2000.0%
b) Transfers Out		7600-7629	7,775.00	7,775.00	1,468.61	7,775.00	0.00	0.0%
2) Other Sources/Uses								
a) Sources		8930-8979	0.00	0.00	0.00	0.00	0.00	0.0%
b) Uses		7630-7699	0.00	0.00	0.00	0.00	0.00	0.0%
3) Contributions		8980-8999	0.00	0.00	0.00	0.00	0.00	0.0%
4) TOTAL, OTHER FINANCING SOURCES/USES			167,225.00	167,225.00	(1,468.61)	3,667,225.00		

Description	Resource Codes	Object Codes	Original Budget (A)	Board Approved Operating Budget (B)	Actuals To Date (C)	Projected Year Totals (D)	Difference (Col B & D) (E)	% Diff Column B & D (F)
E. NET INCREASE (DECREASE) IN FUND BALANCE (C + D4)			(1,076,645.00)	(7,268,345.00)	(1,655,493.83)	(3,684,278.00)		
F. FUND BALANCE, RESERVES								
1) Beginning Fund Balance								
a) As of July 1 - Unaudited		9791	4,002,886.82	4,002,886.82		4,002,886.82	0.00	0.0%
b) Audit Adjustments		9793	0.00	0.00		0.00	0.00	0.0%
c) As of July 1 - Audited (F1a + F1b)			4,002,886.82	4,002,886.82		4,002,886.82		
d) Other Restatements		9795	0.00	0.00		0.00	0.00	0.0%
e) Adjusted Beginning Balance (F1c + F1d)			4,002,886.82	4,002,886.82		4,002,886.82		
2) Ending Balance, June 30 (E + F1e)			2,926,241.82	(3,265,458.18)		318,608.82		
Components of Ending Fund Balance								
a) Nonspendable								
Revolving Cash		9711	3,639.70	3,639.70		3,639.70		
Stores		9712	293,770.25	293,770.25		293,770.25		
Prepaid Items		9713	0.00	0.00		0.00		
All Others		9719	0.00	0.00		0.00		
b) Restricted		9740	2,628,831.87	0.00		21,198.87		
c) Committed								
Stabilization Arrangements		9750	0.00	0.00		0.00		
Other Commitments		9760	0.00	0.00		0.00		
d) Assigned								
Other Assignments		9780	0.00	0.00		0.00		
e) Unassigned/Unappropriated								
Reserve for Economic Uncertainties		9789	0.00	0.00		0.00		
Unassigned/Unappropriated Amount		9790	0.00	(3,562,868.13)		0.00		

Description	Resource Codes	Object Codes	Original Budget (A)	Board Approved Operating Budget (B)	Actuals To Date (C)	Projected Year Totals (D)	Difference (Col B & D) (E)	% Diff Column B & D (F)
FEDERAL REVENUE								
Child Nutrition Programs		8220	10,266,061.00	3,247,755.00	969,406.20	3,628,570.00	380,815.00	11.7%
Donated Food Commodities		8221	1,061,470.00	1,061,470.00	0.00	1,092,378.00	30,908.00	2.9%
All Other Federal Revenue		8290	0.00	6,190.00	4,007.97	6,190.00	0.00	0.0%
TOTAL, FEDERAL REVENUE			11,327,531.00	4,315,415.00	973,414.17	4,727,138.00	411,723.00	9.5%
OTHER STATE REVENUE								
Child Nutrition Programs		8520	1,066,314.00	265,825.00	80,983.51	302,882.00	37,057.00	13.9%
All Other State Revenue		8590	0.00	0.00	0.00	0.00	0.00	0.0%
TOTAL, OTHER STATE REVENUE			1,066,314.00	265,825.00	80,983.51	302,882.00	37,057.00	13.9%
OTHER LOCAL REVENUE								
Sales								
Sale of Equipment/Supplies		8631	0.00	0.00	0.00	0.00	0.00	0.0%
Food Service Sales		8634	4,162,626.00	1,130,812.00	6,207.35	122,505.00	(1,008,307.00)	-89.2%
Leases and Rentals		8650	0.00	0.00	0.00	0.00	0.00	0.0%
Interest		8660	5,000.00	5,000.00	125.00	5,000.00	0.00	0.0%
Net Increase (Decrease) in the Fair Value of Investments		8662	0.00	0.00	0.00	0.00	0.00	0.0%
Fees and Contracts								
Interagency Services		8677	0.00	0.00	0.00	0.00	0.00	0.0%
Other Local Revenue								
All Other Local Revenue		8699	15,235.00	69,000.00	69,383.93	69,000.00	0.00	0.0%
TOTAL, OTHER LOCAL REVENUE			4,182,861.00	1,204,812.00	75,716.28	196,505.00	(1,008,307.00)	-83.7%
TOTAL, REVENUES			16,576,706.00	5,786,052.00	1,130,113.96	5,226,525.00		

Description	Resource Codes	Object Codes	Original Budget (A)	Board Approved Operating Budget (B)	Actuals To Date (C)	Projected Year Totals (D)	Difference (Col B & D) (E)	% Diff Column B & D (F)
CERTIFICATED SALARIES								
Certificated Supervisors' and Administrators' Salaries		1300	0.00	0.00	0.00	0.00	0.00	0.0%
Other Certificated Salaries		1900	0.00	0.00	0.00	0.00	0.00	0.0%
TOTAL, CERTIFICATED SALARIES			0.00	0.00	0.00	0.00	0.00	0.0%
CLASSIFIED SALARIES								
Classified Support Salaries		2200	3,929,713.00	3,450,366.00	956,699.26	3,484,706.00	(34,340.00)	-1.0%
Classified Supervisors' and Administrators' Salaries		2300	932,932.00	932,932.00	291,847.92	910,213.00	22,719.00	2.4%
Clerical, Technical and Office Salaries		2400	386,568.00	386,568.00	103,315.23	335,513.00	51,055.00	13.2%
Other Classified Salaries		2900	44,599.00	0.00	0.00	0.00	0.00	0.0%
TOTAL, CLASSIFIED SALARIES			5,293,812.00	4,769,866.00	1,351,862.41	4,730,432.00	39,434.00	0.8%
EMPLOYEE BENEFITS								
STRS		3101-3102	0.00	0.00	0.00	0.00	0.00	0.0%
PERS		3201-3202	903,682.00	889,542.00	232,620.79	739,843.00	149,699.00	16.8%
OASDI/Medicare/Alternative		3301-3302	378,558.00	368,153.00	100,531.04	350,732.00	17,421.00	4.7%
Health and Welfare Benefits		3401-3402	1,654,695.00	1,618,377.00	316,691.24	1,768,086.00	(149,709.00)	-9.3%
Unemployment Insurance		3501-3502	2,539.00	2,469.00	680.11	2,352.00	117.00	4.7%
Workers' Compensation		3601-3602	99,820.00	97,237.00	26,518.26	92,546.00	4,691.00	4.8%
OPEB, Allocated		3701-3702	186,898.00	181,865.00	50,019.66	175,601.00	6,264.00	3.4%
OPEB, Active Employees		3751-3752	0.00	0.00	0.00	0.00	0.00	0.0%
Other Employee Benefits		3901-3902	113,635.00	111,707.00	26,541.15	107,617.00	4,090.00	3.7%
TOTAL, EMPLOYEE BENEFITS			3,339,827.00	3,269,350.00	753,602.25	3,236,777.00	32,573.00	1.0%
BOOKS AND SUPPLIES								
Books and Other Reference Materials		4200	0.00	0.00	0.00	0.00	0.00	0.0%
Materials and Supplies		4300	883,310.00	952,310.00	23,522.97	293,681.00	658,629.00	69.2%
Noncapitalized Equipment		4400	115,750.00	121,940.00	30,601.41	139,371.00	(17,431.00)	-14.3%
Food		4700	6,414,629.00	2,852,691.00	356,730.62	3,042,746.00	(190,055.00)	-6.7%
TOTAL, BOOKS AND SUPPLIES			7,413,689.00	3,926,941.00	410,855.00	3,475,798.00	451,143.00	11.5%

Description	Resource Codes	Object Codes	Original Budget (A)	Board Approved Operating Budget (B)	Actuals To Date (C)	Projected Year Totals (D)	Difference (Col B & D) (E)	% Diff Column B & D (F)
SERVICES AND OTHER OPERATING EXPENDITURES								
Subagreements for Services		5100	0.00	0.00	0.00	0.00	0.00	0.0%
Travel and Conferences		5200	5,950.00	5,950.00	36.23	2,950.00	3,000.00	50.4%
Dues and Memberships		5300	600.00	600.00	1,605.35	3,600.00	(3,000.00)	-500.0%
Insurance		5400-5450	0.00	0.00	0.00	0.00	0.00	0.0%
Operations and Housekeeping Services		5500	0.00	0.00	0.00	0.00	0.00	0.0%
Rentals, Leases, Repairs, and Noncapitalized Improvements		5600	76,350.00	76,350.00	7,926.66	76,350.00	0.00	0.0%
Transfers of Direct Costs		5710	0.00	0.00	0.00	0.00	0.00	0.0%
Transfers of Direct Costs - Interfund		5750	376,952.00	376,952.00	69,297.17	357,952.00	19,000.00	5.0%
Professional/Consulting Services and Operating Expenditures		5800	354,814.00	354,814.00	111,252.03	263,814.00	91,000.00	25.6%
Communications		5900	11,250.00	21,250.00	3,955.94	21,250.00	0.00	0.0%
TOTAL, SERVICES AND OTHER OPERATING EXPENDITURES			825,916.00	835,916.00	194,073.38	725,916.00	110,000.00	13.2%
CAPITAL OUTLAY								
Buildings and Improvements of Buildings		6200	0.00	0.00	0.00	0.00	0.00	0.0%
Equipment		6400	475,000.00	0.00	0.00	0.00	0.00	0.0%
Equipment Replacement		6500	0.00	0.00	0.00	0.00	0.00	0.0%
TOTAL, CAPITAL OUTLAY			475,000.00	0.00	0.00	0.00	0.00	0.0%
OTHER OUTGO (excluding Transfers of Indirect Costs)								
Debt Service								
Debt Service - Interest		7438	0.00	0.00	0.00	0.00	0.00	0.0%
Other Debt Service - Principal		7439	0.00	0.00	0.00	0.00	0.00	0.0%
TOTAL, OTHER OUTGO (excluding Transfers of Indirect Costs)			0.00	0.00	0.00	0.00	0.00	0.0%
OTHER OUTGO - TRANSFERS OF INDIRECT COSTS								
Transfers of Indirect Costs - Interfund		7350	472,332.00	419,549.00	73,746.14	409,105.00	10,444.00	2.5%
TOTAL, OTHER OUTGO - TRANSFERS OF INDIRECT COSTS			472,332.00	419,549.00	73,746.14	409,105.00	10,444.00	2.5%
TOTAL, EXPENDITURES			17,820,576.00	13,221,622.00	2,784,139.18	12,578,028.00		

Description	Resource Codes	Object Codes	Original Budget (A)	Board Approved Operating Budget (B)	Actuals To Date (C)	Projected Year Totals (D)	Difference (Col B & D) (E)	% Diff Column B & D (F)
INTERFUND TRANSFERS								
INTERFUND TRANSFERS IN								
From: General Fund		8916	175,000.00	175,000.00	0.00	3,675,000.00	3,500,000.00	2000.0%
Other Authorized Interfund Transfers In		8919	0.00	0.00	0.00	0.00	0.00	0.0%
(a) TOTAL, INTERFUND TRANSFERS IN			175,000.00	175,000.00	0.00	3,675,000.00	3,500,000.00	2000.0%
INTERFUND TRANSFERS OUT								
Other Authorized Interfund Transfers Out		7619	7,775.00	7,775.00	1,468.61	7,775.00	0.00	0.0%
(b) TOTAL, INTERFUND TRANSFERS OUT			7,775.00	7,775.00	1,468.61	7,775.00	0.00	0.0%
OTHER SOURCES/USES								
SOURCES								
Other Sources								
Transfers from Funds of Lapsed/Reorganized LEAs		8965	0.00	0.00	0.00	0.00	0.00	0.0%
Long-Term Debt Proceeds								
Proceeds from Capital Leases		8972	0.00	0.00	0.00	0.00	0.00	0.0%
All Other Financing Sources		8979	0.00	0.00	0.00	0.00	0.00	0.0%
(c) TOTAL, SOURCES			0.00	0.00	0.00	0.00	0.00	0.0%
USES								
Transfers of Funds from Lapsed/Reorganized LEAs		7651	0.00	0.00	0.00	0.00	0.00	0.0%
All Other Financing Uses		7699	0.00	0.00	0.00	0.00	0.00	0.0%
(d) TOTAL, USES			0.00	0.00	0.00	0.00	0.00	0.0%
CONTRIBUTIONS								
Contributions from Unrestricted Revenues		8980	0.00	0.00	0.00	0.00	0.00	0.0%
Contributions from Restricted Revenues		8990	0.00	0.00	0.00	0.00	0.00	0.0%
(e) TOTAL, CONTRIBUTIONS			0.00	0.00	0.00	0.00	0.00	0.0%
TOTAL, OTHER FINANCING SOURCES/USES (a - b + c - d + e)			167,225.00	167,225.00	(1,468.61)	3,667,225.00		

Resource	Description	2020/21 Projected Year Totals
5310	Child Nutrition: School Programs (e.g., School Lunch, School	21,198.87
Total, Restricted Balance		21,198.87

Description	Resource Codes	Object Codes	Original Budget (A)	Board Approved Operating Budget (B)	Actuals To Date (C)	Projected Year Totals (D)	Difference (Col B & D) (E)	% Diff Column B & D (F)
A. REVENUES								
1) LCFF Sources		8010-8099	0.00	0.00	0.00	0.00	0.00	0.0%
2) Federal Revenue		8100-8299	0.00	0.00	0.00	0.00	0.00	0.0%
3) Other State Revenue		8300-8599	0.00	0.00	0.00	0.00	0.00	0.0%
4) Other Local Revenue		8600-8799	7,000.00	7,000.00	317.00	7,000.00	0.00	0.0%
5) TOTAL, REVENUES			7,000.00	7,000.00	317.00	7,000.00		
B. EXPENDITURES								
1) Certificated Salaries		1000-1999	0.00	0.00	0.00	0.00	0.00	0.0%
2) Classified Salaries		2000-2999	0.00	0.00	0.00	24,219.00	(24,219.00)	New
3) Employee Benefits		3000-3999	0.00	0.00	0.00	3,529.00	(3,529.00)	New
4) Books and Supplies		4000-4999	0.00	0.00	(3,941.50)	42,059.00	(42,059.00)	New
5) Services and Other Operating Expenditures		5000-5999	0.00	0.00	31,651.44	35,972.00	(35,972.00)	New
6) Capital Outlay		6000-6999	2,200,000.00	2,200,000.00	335,072.74	2,324,353.00	(124,353.00)	-5.7%
7) Other Outgo (excluding Transfers of Indirect Costs)		7100-7299, 7400-7499	0.00	0.00	0.00	0.00	0.00	0.0%
8) Other Outgo - Transfers of Indirect Costs		7300-7399	0.00	0.00	0.00	0.00	0.00	0.0%
9) TOTAL, EXPENDITURES			2,200,000.00	2,200,000.00	362,782.68	2,430,132.00		
C. EXCESS (DEFICIENCY) OF REVENUES OVER EXPENDITURES BEFORE OTHER FINANCING SOURCES AND USES (A5 - B9)			(2,193,000.00)	(2,193,000.00)	(362,465.68)	(2,423,132.00)		
D. OTHER FINANCING SOURCES/USES								
1) Interfund Transfers								
a) Transfers In		8900-8929	2,000,000.00	2,000,000.00	2,000,000.00	2,000,000.00	0.00	0.0%
b) Transfers Out		7600-7629	0.00	0.00	0.00	0.00	0.00	0.0%
2) Other Sources/Uses								
a) Sources		8930-8979	0.00	0.00	0.00	0.00	0.00	0.0%
b) Uses		7630-7699	0.00	0.00	0.00	0.00	0.00	0.0%
3) Contributions		8980-8999	0.00	0.00	0.00	0.00	0.00	0.0%
4) TOTAL, OTHER FINANCING SOURCES/USES			2,000,000.00	2,000,000.00	2,000,000.00	2,000,000.00		

Description	Resource Codes	Object Codes	Original Budget (A)	Board Approved Operating Budget (B)	Actuals To Date (C)	Projected Year Totals (D)	Difference (Col B & D) (E)	% Diff Column B & D (F)
E. NET INCREASE (DECREASE) IN FUND BALANCE (C + D4)			(193,000.00)	(193,000.00)	1,637,534.32	(423,132.00)		
F. FUND BALANCE, RESERVES								
1) Beginning Fund Balance								
a) As of July 1 - Unaudited		9791	1,223,132.98	1,223,132.98		1,223,132.98	0.00	0.0%
b) Audit Adjustments		9793	0.00	0.00		0.00	0.00	0.0%
c) As of July 1 - Audited (F1a + F1b)			1,223,132.98	1,223,132.98		1,223,132.98		
d) Other Restatements		9795	0.00	0.00		0.00	0.00	0.0%
e) Adjusted Beginning Balance (F1c + F1d)			1,223,132.98	1,223,132.98		1,223,132.98		
2) Ending Balance, June 30 (E + F1e)			1,030,132.98	1,030,132.98		800,000.98		
Components of Ending Fund Balance								
a) Nonspendable								
Revolving Cash		9711	0.00	0.00		0.00		
Stores		9712	0.00	0.00		0.00		
Prepaid Items		9713	0.00	0.00		0.00		
All Others		9719	0.00	0.00		0.00		
b) Restricted		9740	1,030,132.98	1,030,132.98		800,000.98		
c) Committed								
Stabilization Arrangements		9750	0.00	0.00		0.00		
Other Commitments		9760	0.00	0.00		0.00		
d) Assigned								
Other Assignments		9780	0.00	0.00		0.00		
e) Unassigned/Unappropriated								
Reserve for Economic Uncertainties		9789	0.00	0.00		0.00		
Unassigned/Unappropriated Amount		9790	0.00	0.00		0.00		

Description	Resource Codes	Object Codes	Original Budget (A)	Board Approved Operating Budget (B)	Actuals To Date (C)	Projected Year Totals (D)	Difference (Col B & D) (E)	% Diff Column B & D (F)
LCFF SOURCES								
LCFF Transfers								
LCFF Transfers - Current Year		8091	0.00	0.00	0.00	0.00	0.00	0.0%
LCFF/Revenue Limit Transfers - Prior Years		8099	0.00	0.00	0.00	0.00	0.00	0.0%
TOTAL, LCFF SOURCES			0.00	0.00	0.00	0.00	0.00	0.0%
OTHER STATE REVENUE								
All Other State Revenue		8590	0.00	0.00	0.00	0.00	0.00	0.0%
TOTAL, OTHER STATE REVENUE			0.00	0.00	0.00	0.00	0.00	0.0%
OTHER LOCAL REVENUE								
Community Redevelopment Funds Not Subject to LCFF Deduction		8625	0.00	0.00	0.00	0.00	0.00	0.0%
Sales Sale of Equipment/Supplies		8631	0.00	0.00	0.00	0.00	0.00	0.0%
Interest		8660	7,000.00	7,000.00	317.00	7,000.00	0.00	0.0%
Net Increase (Decrease) in the Fair Value of Investments		8662	0.00	0.00	0.00	0.00	0.00	0.0%
Other Local Revenue								
All Other Local Revenue		8699	0.00	0.00	0.00	0.00	0.00	0.0%
All Other Transfers In from All Others		8799	0.00	0.00	0.00	0.00	0.00	0.0%
TOTAL, OTHER LOCAL REVENUE			7,000.00	7,000.00	317.00	7,000.00	0.00	0.0%
TOTAL, REVENUES			7,000.00	7,000.00	317.00	7,000.00		

Description	Resource Codes	Object Codes	Original Budget (A)	Board Approved Operating Budget (B)	Actuals To Date (C)	Projected Year Totals (D)	Difference (Col B & D) (E)	% Diff Column B & D (F)
CLASSIFIED SALARIES								
Classified Support Salaries		2200	0.00	0.00	0.00	0.00	0.00	0.0%
Other Classified Salaries		2900	0.00	0.00	0.00	24,219.00	(24,219.00)	New
TOTAL, CLASSIFIED SALARIES			0.00	0.00	0.00	24,219.00	(24,219.00)	New
EMPLOYEE BENEFITS								
STRS		3101-3102	0.00	0.00	0.00	0.00	0.00	0.0%
PERS		3201-3202	0.00	0.00	0.00	0.00	0.00	0.0%
OASDI/Medicare/Alternative		3301-3302	0.00	0.00	0.00	1,853.00	(1,853.00)	New
Health and Welfare Benefits		3401-3402	0.00	0.00	0.00	0.00	0.00	0.0%
Unemployment Insurance		3501-3502	0.00	0.00	0.00	12.00	(12.00)	New
Workers' Compensation		3601-3602	0.00	0.00	0.00	470.00	(470.00)	New
OPEB, Allocated		3701-3702	0.00	0.00	0.00	891.00	(891.00)	New
OPEB, Active Employees		3751-3752	0.00	0.00	0.00	0.00	0.00	0.0%
Other Employee Benefits		3901-3902	0.00	0.00	0.00	303.00	(303.00)	New
TOTAL, EMPLOYEE BENEFITS			0.00	0.00	0.00	3,529.00	(3,529.00)	New
BOOKS AND SUPPLIES								
Books and Other Reference Materials		4200	0.00	0.00	0.00	0.00	0.00	0.0%
Materials and Supplies		4300	0.00	0.00	(3,941.50)	31,459.00	(31,459.00)	New
Noncapitalized Equipment		4400	0.00	0.00	0.00	10,600.00	(10,600.00)	New
TOTAL, BOOKS AND SUPPLIES			0.00	0.00	(3,941.50)	42,059.00	(42,059.00)	New
SERVICES AND OTHER OPERATING EXPENDITURES								
Subagreements for Services		5100	0.00	0.00	0.00	0.00	0.00	0.0%
Travel and Conferences		5200	0.00	0.00	0.00	0.00	0.00	0.0%
Rentals, Leases, Repairs, and Noncapitalized Improvements		5600	0.00	0.00	2,651.44	5,209.00	(5,209.00)	New
Transfers of Direct Costs		5710	0.00	0.00	0.00	0.00	0.00	0.0%
Transfers of Direct Costs - Interfund		5750	0.00	0.00	0.00	0.00	0.00	0.0%
Professional/Consulting Services and Operating Expenditures		5800	0.00	0.00	29,000.00	30,763.00	(30,763.00)	New
TOTAL, SERVICES AND OTHER OPERATING EXPENDITURES			0.00	0.00	31,651.44	35,972.00	(35,972.00)	New
CAPITAL OUTLAY								
Land Improvements		6170	0.00	0.00	0.00	0.00	0.00	0.0%
Buildings and Improvements of Buildings		6200	2,200,000.00	2,200,000.00	335,072.74	2,324,353.00	(124,353.00)	-5.7%
Equipment		6400	0.00	0.00	0.00	0.00	0.00	0.0%
Equipment Replacement		6500	0.00	0.00	0.00	0.00	0.00	0.0%
TOTAL, CAPITAL OUTLAY			2,200,000.00	2,200,000.00	335,072.74	2,324,353.00	(124,353.00)	-5.7%
OTHER OUTGO (excluding Transfers of Indirect Costs)								
Debt Service								
Debt Service - Interest		7438	0.00	0.00	0.00	0.00	0.00	0.0%
Other Debt Service - Principal		7439	0.00	0.00	0.00	0.00	0.00	0.0%
TOTAL, OTHER OUTGO (excluding Transfers of Indirect Costs)			0.00	0.00	0.00	0.00	0.00	0.0%
TOTAL, EXPENDITURES			2,200,000.00	2,200,000.00	362,782.68	2,430,132.00		

Description	Resource Codes	Object Codes	Original Budget (A)	Board Approved Operating Budget (B)	Actuals To Date (C)	Projected Year Totals (D)	Difference (Col B & D) (E)	% Diff Column B & D (F)
INTERFUND TRANSFERS								
INTERFUND TRANSFERS IN								
Other Authorized Interfund Transfers In		8919	2,000,000.00	2,000,000.00	2,000,000.00	2,000,000.00	0.00	0.0%
(a) TOTAL, INTERFUND TRANSFERS IN			2,000,000.00	2,000,000.00	2,000,000.00	2,000,000.00	0.00	0.0%
INTERFUND TRANSFERS OUT								
Other Authorized Interfund Transfers Out		7619	0.00	0.00	0.00	0.00	0.00	0.0%
(b) TOTAL, INTERFUND TRANSFERS OUT			0.00	0.00	0.00	0.00	0.00	0.0%
OTHER SOURCES/USES								
SOURCES								
Other Sources								
Transfers from Funds of Lapsed/Reorganized LEAs		8965	0.00	0.00	0.00	0.00	0.00	0.0%
Long-Term Debt Proceeds								
Proceeds from Capital Leases		8972	0.00	0.00	0.00	0.00	0.00	0.0%
All Other Financing Sources		8979	0.00	0.00	0.00	0.00	0.00	0.0%
(c) TOTAL, SOURCES			0.00	0.00	0.00	0.00	0.00	0.0%
USES								
Transfers of Funds from Lapsed/Reorganized LEAs		7651	0.00	0.00	0.00	0.00	0.00	0.0%
All Other Financing Uses		7699	0.00	0.00	0.00	0.00	0.00	0.0%
(d) TOTAL, USES			0.00	0.00	0.00	0.00	0.00	0.0%
CONTRIBUTIONS								
Contributions from Unrestricted Revenues		8980	0.00	0.00	0.00	0.00	0.00	0.0%
Contributions from Restricted Revenues		8990	0.00	0.00	0.00	0.00	0.00	0.0%
(e) TOTAL, CONTRIBUTIONS			0.00	0.00	0.00	0.00	0.00	0.0%
TOTAL, OTHER FINANCING SOURCES/USES (a - b + c - d + e)			2,000,000.00	2,000,000.00	2,000,000.00	2,000,000.00		

Resource	Description	2020/21 Projected Year Totals
9010	Other Restricted Local	800,000.98
Total, Restricted Balance		800,000.98

Description	Resource Codes	Object Codes	Original Budget (A)	Board Approved Operating Budget (B)	Actuals To Date (C)	Projected Year Totals (D)	Difference (Col B & D) (E)	% Diff Column B & D (F)
A. REVENUES								
1) LCFF Sources		8010-8099	0.00	0.00	0.00	0.00	0.00	0.0%
2) Federal Revenue		8100-8299	0.00	0.00	0.00	0.00	0.00	0.0%
3) Other State Revenue		8300-8599	0.00	0.00	0.00	0.00	0.00	0.0%
4) Other Local Revenue		8600-8799	4,170,973.00	4,170,973.00	612,963.19	4,234,135.00	63,162.00	1.5%
5) TOTAL, REVENUES			4,170,973.00	4,170,973.00	612,963.19	4,234,135.00		
B. EXPENDITURES								
1) Certificated Salaries		1000-1999	0.00	0.00	0.00	0.00	0.00	0.0%
2) Classified Salaries		2000-2999	1,256,794.00	1,578,875.00	462,130.66	1,643,023.00	(64,148.00)	-4.1%
3) Employee Benefits		3000-3999	696,504.00	743,531.00	190,459.94	733,819.00	9,712.00	1.3%
4) Books and Supplies		4000-4999	26,481.00	1,334,012.00	39,183.43	258,605.00	1,075,407.00	80.6%
5) Services and Other Operating Expenditures		5000-5999	2,313,344.00	2,530,037.00	1,734,337.19	4,466,412.00	(1,936,375.00)	-76.5%
6) Capital Outlay		6000-6999	119,509,105.00	119,579,421.00	34,541,406.75	166,182,725.00	(46,603,304.00)	-39.0%
7) Other Outgo (excluding Transfers of Indirect Costs)		7100-7299, 7400-7499	0.00	0.00	0.00	0.00	0.00	0.0%
8) Other Outgo - Transfers of Indirect Costs		7300-7399	0.00	0.00	0.00	0.00	0.00	0.0%
9) TOTAL, EXPENDITURES			123,802,228.00	125,765,876.00	36,967,517.97	173,284,584.00		
C. EXCESS (DEFICIENCY) OF REVENUES OVER EXPENDITURES BEFORE OTHER FINANCING SOURCES AND USES (A5 - B9)			(119,631,255.00)	(121,594,903.00)	(36,354,554.78)	(169,050,449.00)		
D. OTHER FINANCING SOURCES/USES								
1) Interfund Transfers								
a) Transfers In		8900-8929	392,623.00	392,623.00	1,468.61	2,184,239.00	1,791,616.00	456.3%
b) Transfers Out		7600-7629	0.00	0.00	0.00	0.00	0.00	0.0%
2) Other Sources/Uses								
a) Sources		8930-8979	150,000,000.00	150,000,000.00	4,259.50	180,616,259.00	30,616,259.00	20.4%
b) Uses		7630-7699	0.00	0.00	0.00	0.00	0.00	0.0%
3) Contributions		8980-8999	0.00	0.00	0.00	0.00	0.00	0.0%
4) TOTAL, OTHER FINANCING SOURCES/USES			150,392,623.00	150,392,623.00	5,728.11	182,800,498.00		

Description	Resource Codes	Object Codes	Original Budget (A)	Board Approved Operating Budget (B)	Actuals To Date (C)	Projected Year Totals (D)	Difference (Col B & D) (E)	% Diff Column B & D (F)
E. NET INCREASE (DECREASE) IN FUND BALANCE (C + D4)			30,761,368.00	28,797,720.00	(36,348,826.67)	13,750,049.00		
F. FUND BALANCE, RESERVES								
1) Beginning Fund Balance								
a) As of July 1 - Unaudited		9791	98,739,573.32	98,739,573.32		98,739,573.32	0.00	0.0%
b) Audit Adjustments		9793	0.00	0.00		0.00	0.00	0.0%
c) As of July 1 - Audited (F1a + F1b)			98,739,573.32	98,739,573.32		98,739,573.32		
d) Other Restatements		9795	0.00	0.00		0.00	0.00	0.0%
e) Adjusted Beginning Balance (F1c + F1d)			98,739,573.32	98,739,573.32		98,739,573.32		
2) Ending Balance, June 30 (E + F1e)			129,500,941.32	127,537,293.32		112,489,622.32		
Components of Ending Fund Balance								
a) Nonspendable								
Revolving Cash		9711	0.00	0.00		0.00		
Stores		9712	0.00	0.00		0.00		
Prepaid Items		9713	0.00	0.00		0.00		
All Others		9719	0.00	0.00		0.00		
b) Legally Restricted Balance		9740	128,486,400.40	126,522,752.40		111,475,340.40		
c) Committed								
Stabilization Arrangements		9750	0.00	0.00		0.00		
Other Commitments		9760	0.00	0.00		0.00		
d) Assigned								
Other Assignments		9780	1,014,540.92	1,014,540.92		1,014,281.92		
Site re-use	0000	9780	*1,014,540.92*					
Site re-use	0000	9780		*1,014,540.92*				
Site re-use	0000	9780				*1,014,281.92*		
e) Unassigned/Unappropriated								
Reserve for Economic Uncertainties		9789	0.00	0.00		0.00		
Unassigned/Unappropriated Amount		9790	0.00	0.00		0.00		

Description	Resource Codes	Object Codes	Original Budget (A)	Board Approved Operating Budget (B)	Actuals To Date (C)	Projected Year Totals (D)	Difference (Col B & D) (E)	% Diff Column B & D (F)
FEDERAL REVENUE								
FEMA		8281	0.00	0.00	0.00	0.00	0.00	0.0%
All Other Federal Revenue		8290	0.00	0.00	0.00	0.00	0.00	0.0%
TOTAL, FEDERAL REVENUE			0.00	0.00	0.00	0.00	0.00	0.0%
OTHER STATE REVENUE								
Tax Relief Subventions Restricted Levies - Other								
Homeowners' Exemptions		8575	0.00	0.00	0.00	0.00	0.00	0.0%
Other Subventions/In-Lieu Taxes		8576	0.00	0.00	0.00	0.00	0.00	0.0%
All Other State Revenue		8590	0.00	0.00	0.00	0.00	0.00	0.0%
TOTAL, OTHER STATE REVENUE			0.00	0.00	0.00	0.00	0.00	0.0%
OTHER LOCAL REVENUE								
County and District Taxes								
Other Restricted Levies Secured Roll		8615	0.00	0.00	0.00	0.00	0.00	0.0%
Unsecured Roll		8616	0.00	0.00	0.00	0.00	0.00	0.0%
Prior Years' Taxes		8617	0.00	0.00	0.00	0.00	0.00	0.0%
Supplemental Taxes		8618	0.00	0.00	0.00	0.00	0.00	0.0%
Non-Ad Valorem Taxes Parcel Taxes		8621	0.00	0.00	0.00	0.00	0.00	0.0%
Other		8622	0.00	0.00	0.00	0.00	0.00	0.0%
Community Redevelopment Funds Not Subject to LCFF Deduction		8625	65,253.00	65,253.00	0.00	65,253.00	0.00	0.0%
Penalties and Interest from Delinquent Non-LCFF Taxes		8629	0.00	0.00	0.00	0.00	0.00	0.0%
Sales Sale of Equipment/Supplies		8631	0.00	0.00	0.00	0.00	0.00	0.0%
Leases and Rentals		8650	1,677,239.00	1,677,239.00	528,113.89	1,677,239.00	0.00	0.0%
Interest		8660	2,413,481.00	2,413,481.00	11,757.00	2,413,481.00	0.00	0.0%
Net Increase (Decrease) in the Fair Value of Investments		8662	0.00	0.00	0.00	0.00	0.00	0.0%
Other Local Revenue								
All Other Local Revenue		8699	15,000.00	15,000.00	73,092.30	78,162.00	63,162.00	421.1%
All Other Transfers In from All Others		8799	0.00	0.00	0.00	0.00	0.00	0.0%
TOTAL, OTHER LOCAL REVENUE			4,170,973.00	4,170,973.00	612,963.19	4,234,135.00	63,162.00	1.5%
TOTAL, REVENUES			4,170,973.00	4,170,973.00	612,963.19	4,234,135.00		

Description	Resource Codes	Object Codes	Original Budget (A)	Board Approved Operating Budget (B)	Actuals To Date (C)	Projected Year Totals (D)	Difference (Col B & D) (E)	% Diff Column B & D (F)
CLASSIFIED SALARIES								
Classified Support Salaries		2200	320,297.00	320,297.00	71,642.47	205,754.00	114,543.00	35.8%
Classified Supervisors' and Administrators' Salaries		2300	598,032.00	598,032.00	229,102.00	627,327.00	(29,295.00)	-4.9%
Clerical, Technical and Office Salaries		2400	338,265.00	338,265.00	102,931.16	337,304.00	961.00	0.3%
Other Classified Salaries		2900	200.00	322,281.00	58,455.03	472,638.00	(150,357.00)	-46.7%
TOTAL, CLASSIFIED SALARIES			1,256,794.00	1,578,875.00	462,130.66	1,643,023.00	(64,148.00)	-4.1%
EMPLOYEE BENEFITS								
STRS		3101-3102	0.00	803.00	8,268.91	8,197.00	(7,394.00)	-920.8%
PERS		3201-3202	285,863.00	285,863.00	76,409.30	234,775.00	51,088.00	17.9%
OASDI/Medicare/Alternative		3301-3302	96,137.00	119,979.00	31,419.32	137,525.00	(17,546.00)	-14.6%
Health and Welfare Benefits		3401-3402	225,035.00	225,035.00	41,726.92	218,928.00	6,107.00	2.7%
Unemployment Insurance		3501-3502	628.00	791.00	225.54	901.00	(110.00)	-13.9%
Workers' Compensation		3601-3602	23,879.00	30,158.00	9,017.32	37,009.00	(6,851.00)	-22.7%
OPEB, Allocated		3701-3702	46,502.00	58,414.00	17,098.58	70,164.00	(11,750.00)	-20.1%
OPEB, Active Employees		3751-3752	0.00	0.00	0.00	0.00	0.00	0.0%
Other Employee Benefits		3901-3902	18,460.00	22,488.00	6,294.05	26,320.00	(3,832.00)	-17.0%
TOTAL, EMPLOYEE BENEFITS			696,504.00	743,531.00	190,459.94	733,819.00	9,712.00	1.3%
BOOKS AND SUPPLIES								
Books and Other Reference Materials		4200	0.00	0.00	0.00	0.00	0.00	0.0%
Materials and Supplies		4300	25,481.00	1,264,502.00	5,362.96	136,402.00	1,128,100.00	89.2%
Noncapitalized Equipment		4400	1,000.00	69,510.00	33,820.47	122,203.00	(52,693.00)	-75.8%
TOTAL, BOOKS AND SUPPLIES			26,481.00	1,334,012.00	39,183.43	258,605.00	1,075,407.00	80.6%
SERVICES AND OTHER OPERATING EXPENDITURES								
Subagreements for Services		5100	0.00	0.00	0.00	0.00	0.00	0.0%
Travel and Conferences		5200	5,100.00	5,100.00	0.00	5,100.00	0.00	0.0%
Insurance		5400-5450	0.00	0.00	0.00	0.00	0.00	0.0%
Operations and Housekeeping Services		5500	0.00	0.00	0.00	0.00	0.00	0.0%
Rentals, Leases, Repairs, and Noncapitalized Improvements		5600	76,347.00	194,081.00	42,656.63	1,146,906.00	(952,825.00)	-490.9%
Transfers of Direct Costs		5710	0.00	0.00	0.00	0.00	0.00	0.0%
Transfers of Direct Costs - Interfund		5750	1,833,247.00	1,833,247.00	1,601,151.89	1,601,157.00	232,090.00	12.7%
Professional/Consulting Services and Operating Expenditures		5800	398,350.00	497,309.00	90,327.87	1,712,949.00	(1,215,640.00)	-244.4%
Communications		5900	300.00	300.00	200.80	300.00	0.00	0.0%
TOTAL, SERVICES AND OTHER OPERATING EXPENDITURES			2,313,344.00	2,530,037.00	1,734,337.19	4,466,412.00	(1,936,375.00)	-76.5%

Description	Resource Codes	Object Codes	Original Budget (A)	Board Approved Operating Budget (B)	Actuals To Date (C)	Projected Year Totals (D)	Difference (Col B & D) (E)	% Diff Column B & D (F)
CAPITAL OUTLAY								
Land		6100	0.00	0.00	0.00	0.00	0.00	0.0%
Land Improvements		6170	0.00	0.00	0.00	0.00	0.00	0.0%
Buildings and Improvements of Buildings		6200	119,509,105.00	112,995,093.00	31,419,482.30	156,967,910.00	(43,972,817.00)	-38.9%
Books and Media for New School Libraries or Major Expansion of School Libraries		6300	0.00	0.00	0.00	0.00	0.00	0.0%
Equipment		6400	0.00	6,584,328.00	3,121,924.45	9,214,815.00	(2,630,487.00)	-40.0%
Equipment Replacement		6500	0.00	0.00	0.00	0.00	0.00	0.0%
TOTAL, CAPITAL OUTLAY			119,509,105.00	119,579,421.00	34,541,406.75	166,182,725.00	(46,603,304.00)	-39.0%
OTHER OUTGO (excluding Transfers of Indirect Costs)								
Other Transfers Out								
All Other Transfers Out to All Others		7299	0.00	0.00	0.00	0.00	0.00	0.0%
Debt Service								
Repayment of State School Building Fund Aid - Proceeds from Bonds		7435	0.00	0.00	0.00	0.00	0.00	0.0%
Debt Service - Interest		7438	0.00	0.00	0.00	0.00	0.00	0.0%
Other Debt Service - Principal		7439	0.00	0.00	0.00	0.00	0.00	0.0%
TOTAL, OTHER OUTGO (excluding Transfers of Indirect Costs)			0.00	0.00	0.00	0.00	0.00	0.0%
TOTAL, EXPENDITURES			123,802,228.00	125,765,876.00	36,967,517.97	173,284,584.00		

Description	Resource Codes	Object Codes	Original Budget (A)	Board Approved Operating Budget (B)	Actuals To Date (C)	Projected Year Totals (D)	Difference (Col B & D) (E)	% Diff Column B & D (F)
INTERFUND TRANSFERS								
INTERFUND TRANSFERS IN								
Other Authorized Interfund Transfers In		8919	392,623.00	392,623.00	1,468.61	2,184,239.00	1,791,616.00	456.3%
(a) TOTAL, INTERFUND TRANSFERS IN			392,623.00	392,623.00	1,468.61	2,184,239.00	1,791,616.00	456.3%
INTERFUND TRANSFERS OUT								
To: State School Building Fund/ County School Facilities Fund		7613	0.00	0.00	0.00	0.00	0.00	0.0%
Other Authorized Interfund Transfers Out		7619	0.00	0.00	0.00	0.00	0.00	0.0%
(b) TOTAL, INTERFUND TRANSFERS OUT			0.00	0.00	0.00	0.00	0.00	0.0%
OTHER SOURCES/USES								
SOURCES								
Proceeds								
Proceeds from Sale of Bonds		8951	150,000,000.00	150,000,000.00	0.00	180,000,000.00	30,000,000.00	20.0%
Proceeds from Disposal of Capital Assets		8953	0.00	0.00	4,259.50	4,259.00	4,259.00	New
Other Sources								
County School Building Aid		8961	0.00	0.00	0.00	0.00	0.00	0.0%
Transfers from Funds of Lapsed/Reorganized LEAs		8965	0.00	0.00	0.00	0.00	0.00	0.0%
Long-Term Debt Proceeds								
Proceeds from Certificates of Participation		8971	0.00	0.00	0.00	0.00	0.00	0.0%
Proceeds from Capital Leases		8972	0.00	0.00	0.00	0.00	0.00	0.0%
Proceeds from Lease Revenue Bonds		8973	0.00	0.00	0.00	0.00	0.00	0.0%
All Other Financing Sources		8979	0.00	0.00	0.00	612,000.00	612,000.00	New
(c) TOTAL, SOURCES			150,000,000.00	150,000,000.00	4,259.50	180,616,259.00	30,616,259.00	20.4%
USES								
Transfers of Funds from Lapsed/Reorganized LEAs		7651	0.00	0.00	0.00	0.00	0.00	0.0%
All Other Financing Uses		7699	0.00	0.00	0.00	0.00	0.00	0.0%
(d) TOTAL, USES			0.00	0.00	0.00	0.00	0.00	0.0%
CONTRIBUTIONS								
Contributions from Unrestricted Revenues		8980	0.00	0.00	0.00	0.00	0.00	0.0%
Contributions from Restricted Revenues		8990	0.00	0.00	0.00	0.00	0.00	0.0%
(e) TOTAL, CONTRIBUTIONS			0.00	0.00	0.00	0.00	0.00	0.0%
TOTAL, OTHER FINANCING SOURCES/USES (a - b + c - d + e)			150,392,623.00	150,392,623.00	5,728.11	182,800,498.00		

Resource	Description	2020/21 Projected Year Totals
9010	Other Restricted Local	111,475,340.40
Total, Restricted Balance		111,475,340.40

Description	Resource Codes	Object Codes	Original Budget (A)	Board Approved Operating Budget (B)	Actuals To Date (C)	Projected Year Totals (D)	Difference (Col B & D) (E)	% Diff Column B & D (F)
A. REVENUES								
1) LCFF Sources		8010-8099	0.00	0.00	0.00	0.00	0.00	0.0%
2) Federal Revenue		8100-8299	0.00	0.00	0.00	0.00	0.00	0.0%
3) Other State Revenue		8300-8599	0.00	0.00	0.00	0.00	0.00	0.0%
4) Other Local Revenue		8600-8799	1,460,000.00	1,460,000.00	391,490.40	1,460,000.00	0.00	0.0%
5) TOTAL, REVENUES			1,460,000.00	1,460,000.00	391,490.40	1,460,000.00		
B. EXPENDITURES								
1) Certificated Salaries		1000-1999	0.00	0.00	0.00	0.00	0.00	0.0%
2) Classified Salaries		2000-2999	0.00	0.00	0.00	0.00	0.00	0.0%
3) Employee Benefits		3000-3999	0.00	0.00	0.00	0.00	0.00	0.0%
4) Books and Supplies		4000-4999	0.00	0.00	0.00	0.00	0.00	0.0%
5) Services and Other Operating Expenditures		5000-5999	150,520.00	150,520.00	13,529.50	150,520.00	0.00	0.0%
6) Capital Outlay		6000-6999	500,000.00	500,000.00	0.00	500,000.00	0.00	0.0%
7) Other Outgo (excluding Transfers of Indirect Costs)		7100-7299, 7400-7499	0.00	0.00	0.00	0.00	0.00	0.0%
8) Other Outgo - Transfers of Indirect Costs		7300-7399	0.00	0.00	0.00	0.00	0.00	0.0%
9) TOTAL, EXPENDITURES			650,520.00	650,520.00	13,529.50	650,520.00		
C. EXCESS (DEFICIENCY) OF REVENUES OVER EXPENDITURES BEFORE OTHER FINANCING SOURCES AND USES (A5 - B9)			809,480.00	809,480.00	377,960.90	809,480.00		
D. OTHER FINANCING SOURCES/USES								
1) Interfund Transfers								
a) Transfers In		8900-8929	0.00	0.00	0.00	0.00	0.00	0.0%
b) Transfers Out		7600-7629	0.00	0.00	0.00	0.00	0.00	0.0%
2) Other Sources/Uses								
a) Sources		8930-8979	0.00	0.00	0.00	0.00	0.00	0.0%
b) Uses		7630-7699	0.00	0.00	0.00	0.00	0.00	0.0%
3) Contributions		8980-8999	0.00	0.00	0.00	0.00	0.00	0.0%
4) TOTAL, OTHER FINANCING SOURCES/USES			0.00	0.00	0.00	0.00		

Description	Resource Codes	Object Codes	Original Budget (A)	Board Approved Operating Budget (B)	Actuals To Date (C)	Projected Year Totals (D)	Difference (Col B & D) (E)	% Diff Column B & D (F)
E. NET INCREASE (DECREASE) IN FUND BALANCE (C + D4)			809,480.00	809,480.00	377,960.90	809,480.00		
F. FUND BALANCE, RESERVES								
1) Beginning Fund Balance								
a) As of July 1 - Unaudited		9791	964,664.76	964,664.76		964,664.76	0.00	0.0%
b) Audit Adjustments		9793	0.00	0.00		0.00	0.00	0.0%
c) As of July 1 - Audited (F1a + F1b)			964,664.76	964,664.76		964,664.76		
d) Other Restatements		9795	0.00	0.00		0.00	0.00	0.0%
e) Adjusted Beginning Balance (F1c + F1d)			964,664.76	964,664.76		964,664.76		
2) Ending Balance, June 30 (E + F1e)			1,774,144.76	1,774,144.76		1,774,144.76		
Components of Ending Fund Balance								
a) Nonspendable								
Revolving Cash		9711	0.00	0.00		0.00		
Stores		9712	0.00	0.00		0.00		
Prepaid Items		9713	0.00	0.00		0.00		
All Others		9719	0.00	0.00		0.00		
b) Legally Restricted Balance		9740	1,774,144.76	1,774,144.76		1,774,144.76		
c) Committed								
Stabilization Arrangements		9750	0.00	0.00		0.00		
Other Commitments		9760	0.00	0.00		0.00		
d) Assigned								
Other Assignments		9780	0.00	0.00		0.00		
e) Unassigned/Unappropriated								
Reserve for Economic Uncertainties		9789	0.00	0.00		0.00		
Unassigned/Unappropriated Amount		9790	0.00	0.00		0.00		

Description	Resource Codes	Object Codes	Original Budget (A)	Board Approved Operating Budget (B)	Actuals To Date (C)	Projected Year Totals (D)	Difference (Col B & D) (E)	% Diff Column B & D (F)
OTHER STATE REVENUE								
Tax Relief Subventions Restricted Levies - Other								
Homeowners' Exemptions		8575	0.00	0.00	0.00	0.00	0.00	0.0%
Other Subventions/In-Lieu Taxes		8576	0.00	0.00	0.00	0.00	0.00	0.0%
All Other State Revenue		8590	0.00	0.00	0.00	0.00	0.00	0.0%
TOTAL, OTHER STATE REVENUE			0.00	0.00	0.00	0.00	0.00	0.0%
OTHER LOCAL REVENUE								
County and District Taxes								
Other Restricted Levies Secured Roll		8615	0.00	0.00	0.00	0.00	0.00	0.0%
Unsecured Roll		8616	0.00	0.00	0.00	0.00	0.00	0.0%
Prior Years' Taxes		8617	0.00	0.00	0.00	0.00	0.00	0.0%
Supplemental Taxes		8618	0.00	0.00	0.00	0.00	0.00	0.0%
Non-Ad Valorem Taxes Parcel Taxes		8621	0.00	0.00	0.00	0.00	0.00	0.0%
Other		8622	0.00	0.00	0.00	0.00	0.00	0.0%
Community Redevelopment Funds Not Subject to LCFF Deduction		8625	0.00	0.00	0.00	0.00	0.00	0.0%
Penalties and Interest from Delinquent Non-LCFF Taxes		8629	0.00	0.00	0.00	0.00	0.00	0.0%
Sales Sale of Equipment/Supplies		8631	0.00	0.00	0.00	0.00	0.00	0.0%
Interest		8660	10,000.00	10,000.00	285.00	10,000.00	0.00	0.0%
Net Increase (Decrease) in the Fair Value of Investments		8662	0.00	0.00	0.00	0.00	0.00	0.0%
Fees and Contracts								
Mitigation/Developer Fees		8681	1,450,000.00	1,450,000.00	391,205.40	1,450,000.00	0.00	0.0%
Other Local Revenue								
All Other Local Revenue		8699	0.00	0.00	0.00	0.00	0.00	0.0%
All Other Transfers In from All Others		8799	0.00	0.00	0.00	0.00	0.00	0.0%
TOTAL, OTHER LOCAL REVENUE			1,460,000.00	1,460,000.00	391,490.40	1,460,000.00	0.00	0.0%
TOTAL, REVENUES			1,460,000.00	1,460,000.00	391,490.40	1,460,000.00		

Description	Resource Codes	Object Codes	Original Budget (A)	Board Approved Operating Budget (B)	Actuals To Date (C)	Projected Year Totals (D)	Difference (Col B & D) (E)	% Diff Column B & D (F)
CERTIFICATED SALARIES								
Other Certificated Salaries		1900	0.00	0.00	0.00	0.00	0.00	0.0%
TOTAL, CERTIFICATED SALARIES			0.00	0.00	0.00	0.00	0.00	0.0%
CLASSIFIED SALARIES								
Classified Support Salaries		2200	0.00	0.00	0.00	0.00	0.00	0.0%
Classified Supervisors' and Administrators' Salaries		2300	0.00	0.00	0.00	0.00	0.00	0.0%
Clerical, Technical and Office Salaries		2400	0.00	0.00	0.00	0.00	0.00	0.0%
Other Classified Salaries		2900	0.00	0.00	0.00	0.00	0.00	0.0%
TOTAL, CLASSIFIED SALARIES			0.00	0.00	0.00	0.00	0.00	0.0%
EMPLOYEE BENEFITS								
STRS		3101-3102	0.00	0.00	0.00	0.00	0.00	0.0%
PERS		3201-3202	0.00	0.00	0.00	0.00	0.00	0.0%
OASDI/Medicare/Alternative		3301-3302	0.00	0.00	0.00	0.00	0.00	0.0%
Health and Welfare Benefits		3401-3402	0.00	0.00	0.00	0.00	0.00	0.0%
Unemployment Insurance		3501-3502	0.00	0.00	0.00	0.00	0.00	0.0%
Workers' Compensation		3601-3602	0.00	0.00	0.00	0.00	0.00	0.0%
OPEB, Allocated		3701-3702	0.00	0.00	0.00	0.00	0.00	0.0%
OPEB, Active Employees		3751-3752	0.00	0.00	0.00	0.00	0.00	0.0%
Other Employee Benefits		3901-3902	0.00	0.00	0.00	0.00	0.00	0.0%
TOTAL, EMPLOYEE BENEFITS			0.00	0.00	0.00	0.00	0.00	0.0%
BOOKS AND SUPPLIES								
Approved Textbooks and Core Curricula Materials		4100	0.00	0.00	0.00	0.00	0.00	0.0%
Books and Other Reference Materials		4200	0.00	0.00	0.00	0.00	0.00	0.0%
Materials and Supplies		4300	0.00	0.00	0.00	0.00	0.00	0.0%
Noncapitalized Equipment		4400	0.00	0.00	0.00	0.00	0.00	0.0%
TOTAL, BOOKS AND SUPPLIES			0.00	0.00	0.00	0.00	0.00	0.0%
SERVICES AND OTHER OPERATING EXPENDITURES								
Subagreements for Services		5100	0.00	0.00	0.00	0.00	0.00	0.0%
Travel and Conferences		5200	0.00	0.00	0.00	0.00	0.00	0.0%
Insurance		5400-5450	0.00	0.00	0.00	0.00	0.00	0.0%
Operations and Housekeeping Services		5500	0.00	0.00	0.00	0.00	0.00	0.0%
Rentals, Leases, Repairs, and Noncapitalized Improvements		5600	0.00	0.00	0.00	0.00	0.00	0.0%
Transfers of Direct Costs		5710	0.00	0.00	0.00	0.00	0.00	0.0%
Transfers of Direct Costs - Interfund		5750	0.00	0.00	0.00	0.00	0.00	0.0%
Professional/Consulting Services and Operating Expenditures		5800	150,520.00	150,520.00	13,529.50	150,520.00	0.00	0.0%
Communications		5900	0.00	0.00	0.00	0.00	0.00	0.0%
TOTAL, SERVICES AND OTHER OPERATING EXPENDITURES			150,520.00	150,520.00	13,529.50	150,520.00	0.00	0.0%

Description	Resource Codes	Object Codes	Original Budget (A)	Board Approved Operating Budget (B)	Actuals To Date (C)	Projected Year Totals (D)	Difference (Col B & D) (E)	% Diff Column B & D (F)
CAPITAL OUTLAY								
Land		6100	0.00	0.00	0.00	0.00	0.00	0.0%
Land Improvements		6170	0.00	0.00	0.00	0.00	0.00	0.0%
Buildings and Improvements of Buildings		6200	500,000.00	500,000.00	0.00	500,000.00	0.00	0.0%
Books and Media for New School Libraries or Major Expansion of School Libraries		6300	0.00	0.00	0.00	0.00	0.00	0.0%
Equipment		6400	0.00	0.00	0.00	0.00	0.00	0.0%
Equipment Replacement		6500	0.00	0.00	0.00	0.00	0.00	0.0%
TOTAL, CAPITAL OUTLAY			500,000.00	500,000.00	0.00	500,000.00	0.00	0.0%
OTHER OUTGO (excluding Transfers of Indirect Costs)								
Other Transfers Out								
All Other Transfers Out to All Others		7299	0.00	0.00	0.00	0.00	0.00	0.0%
Debt Service								
Debt Service - Interest		7438	0.00	0.00	0.00	0.00	0.00	0.0%
Other Debt Service - Principal		7439	0.00	0.00	0.00	0.00	0.00	0.0%
TOTAL, OTHER OUTGO (excluding Transfers of Indirect Costs)			0.00	0.00	0.00	0.00	0.00	0.0%
TOTAL, EXPENDITURES			650,520.00	650,520.00	13,529.50	650,520.00		

Description	Resource Codes	Object Codes	Original Budget (A)	Board Approved Operating Budget (B)	Actuals To Date (C)	Projected Year Totals (D)	Difference (Col B & D) (E)	% Diff Column B & D (F)
INTERFUND TRANSFERS								
INTERFUND TRANSFERS IN								
Other Authorized Interfund Transfers In		8919	0.00	0.00	0.00	0.00	0.00	0.0%
(a) TOTAL, INTERFUND TRANSFERS IN			0.00	0.00	0.00	0.00	0.00	0.0%
INTERFUND TRANSFERS OUT								
To: State School Building Fund/ County School Facilities Fund		7613	0.00	0.00	0.00	0.00	0.00	0.0%
Other Authorized Interfund Transfers Out		7619	0.00	0.00	0.00	0.00	0.00	0.0%
(b) TOTAL, INTERFUND TRANSFERS OUT			0.00	0.00	0.00	0.00	0.00	0.0%
OTHER SOURCES/USES								
SOURCES								
Proceeds								
Proceeds from Disposal of Capital Assets		8953	0.00	0.00	0.00	0.00	0.00	0.0%
Other Sources								
Transfers from Funds of Lapsed/Reorganized LEAs		8965	0.00	0.00	0.00	0.00	0.00	0.0%
Long-Term Debt Proceeds								
Proceeds from Certificates of Participation		8971	0.00	0.00	0.00	0.00	0.00	0.0%
Proceeds from Capital Leases		8972	0.00	0.00	0.00	0.00	0.00	0.0%
Proceeds from Lease Revenue Bonds		8973	0.00	0.00	0.00	0.00	0.00	0.0%
All Other Financing Sources		8979	0.00	0.00	0.00	0.00	0.00	0.0%
(c) TOTAL, SOURCES			0.00	0.00	0.00	0.00	0.00	0.0%
USES								
Transfers of Funds from Lapsed/Reorganized LEAs		7651	0.00	0.00	0.00	0.00	0.00	0.0%
All Other Financing Uses		7699	0.00	0.00	0.00	0.00	0.00	0.0%
(d) TOTAL, USES			0.00	0.00	0.00	0.00	0.00	0.0%
CONTRIBUTIONS								
Contributions from Unrestricted Revenues		8980	0.00	0.00	0.00	0.00	0.00	0.0%
Contributions from Restricted Revenues		8990	0.00	0.00	0.00	0.00	0.00	0.0%
(e) TOTAL, CONTRIBUTIONS			0.00	0.00	0.00	0.00	0.00	0.0%
TOTAL, OTHER FINANCING SOURCES/USES (a - b + c - d + e)			0.00	0.00	0.00	0.00		

Resource	Description	2020/21 Projected Year Totals
9010	Other Restricted Local	1,774,144.76
Total, Restricted Balance		1,774,144.76

Description	Resource Codes	Object Codes	Original Budget (A)	Board Approved Operating Budget (B)	Actuals To Date (C)	Projected Year Totals (D)	Difference (Col B & D) (E)	% Diff Column B & D (F)
A. REVENUES								
1) LCFF Sources		8010-8099	0.00	0.00	0.00	0.00	0.00	0.0%
2) Federal Revenue		8100-8299	0.00	0.00	0.00	0.00	0.00	0.0%
3) Other State Revenue		8300-8599	0.00	0.00	1,791,615.96	1,791,616.00	1,791,616.00	New
4) Other Local Revenue		8600-8799	0.00	0.00	0.00	0.00	0.00	0.0%
5) TOTAL, REVENUES			0.00	0.00	1,791,615.96	1,791,616.00		
B. EXPENDITURES								
1) Certificated Salaries		1000-1999	0.00	0.00	0.00	0.00	0.00	0.0%
2) Classified Salaries		2000-2999	0.00	0.00	0.00	0.00	0.00	0.0%
3) Employee Benefits		3000-3999	0.00	0.00	0.00	0.00	0.00	0.0%
4) Books and Supplies		4000-4999	0.00	0.00	0.00	0.00	0.00	0.0%
5) Services and Other Operating Expenditures		5000-5999	0.00	0.00	0.00	0.00	0.00	0.0%
6) Capital Outlay		6000-6999	0.00	0.00	0.00	0.00	0.00	0.0%
7) Other Outgo (excluding Transfers of Indirect Costs)		7100-7299, 7400-7499	0.00	0.00	0.00	0.00	0.00	0.0%
8) Other Outgo - Transfers of Indirect Costs		7300-7399	0.00	0.00	0.00	0.00	0.00	0.0%
9) TOTAL, EXPENDITURES			0.00	0.00	0.00	0.00		
C. EXCESS (DEFICIENCY) OF REVENUES OVER EXPENDITURES BEFORE OTHER FINANCING SOURCES AND USES (A5 - B9)			0.00	0.00	1,791,615.96	1,791,616.00		
D. OTHER FINANCING SOURCES/USES								
1) Interfund Transfers								
a) Transfers In		8900-8929	0.00	0.00	0.00	0.00	0.00	0.0%
b) Transfers Out		7600-7629	0.00	0.00	0.00	1,791,616.00	(1,791,616.00)	New
2) Other Sources/Uses								
a) Sources		8930-8979	0.00	0.00	0.00	0.00	0.00	0.0%
b) Uses		7630-7699	0.00	0.00	0.00	0.00	0.00	0.0%
3) Contributions		8980-8999	0.00	0.00	0.00	0.00	0.00	0.0%
4) TOTAL, OTHER FINANCING SOURCES/USES			0.00	0.00	0.00	(1,791,616.00)		

Description	Resource Codes	Object Codes	Original Budget (A)	Board Approved Operating Budget (B)	Actuals To Date (C)	Projected Year Totals (D)	Difference (Col B & D) (E)	% Diff Column B & D (F)
E. NET INCREASE (DECREASE) IN FUND BALANCE (C + D4)			0.00	0.00	1,791,615.96	0.00		
F. FUND BALANCE, RESERVES								
1) Beginning Fund Balance								
a) As of July 1 - Unaudited		9791	482.00	482.00		482.00	0.00	0.0%
b) Audit Adjustments		9793	0.00	0.00		0.00	0.00	0.0%
c) As of July 1 - Audited (F1a + F1b)			482.00	482.00		482.00		
d) Other Restatements		9795	0.00	0.00		0.00	0.00	0.0%
e) Adjusted Beginning Balance (F1c + F1d)			482.00	482.00		482.00		
2) Ending Balance, June 30 (E + F1e)			482.00	482.00		482.00		
Components of Ending Fund Balance								
a) Nonspendable								
Revolving Cash		9711	0.00	0.00		0.00		
Stores		9712	0.00	0.00		0.00		
Prepaid Items		9713	0.00	0.00		0.00		
All Others		9719	0.00	0.00		0.00		
b) Legally Restricted Balance		9740	482.00	482.00		482.00		
c) Committed								
Stabilization Arrangements		9750	0.00	0.00		0.00		
Other Commitments		9760	0.00	0.00		0.00		
d) Assigned								
Other Assignments		9780	0.00	0.00		0.00		
e) Unassigned/Unappropriated								
Reserve for Economic Uncertainties		9789	0.00	0.00		0.00		
Unassigned/Unappropriated Amount		9790	0.00	0.00		0.00		

Description	Resource Codes	Object Codes	Original Budget (A)	Board Approved Operating Budget (B)	Actuals To Date (C)	Projected Year Totals (D)	Difference (Col B & D) (E)	% Diff Column B & D (F)
FEDERAL REVENUE								
All Other Federal Revenue		8290	0.00	0.00	0.00	0.00	0.00	0.0%
TOTAL, FEDERAL REVENUE			0.00	0.00	0.00	0.00	0.00	0.0%
OTHER STATE REVENUE								
School Facilities Apportionments		8545	0.00	0.00	1,791,615.96	1,791,616.00	1,791,616.00	New
Pass-Through Revenues from State Sources		8587	0.00	0.00	0.00	0.00	0.00	0.0%
All Other State Revenue		8590	0.00	0.00	0.00	0.00	0.00	0.0%
TOTAL, OTHER STATE REVENUE			0.00	0.00	1,791,615.96	1,791,616.00	1,791,616.00	New
OTHER LOCAL REVENUE								
Sales								
Sale of Equipment/Supplies		8631	0.00	0.00	0.00	0.00	0.00	0.0%
Leases and Rentals		8650	0.00	0.00	0.00	0.00	0.00	0.0%
Interest		8660	0.00	0.00	0.00	0.00	0.00	0.0%
Net Increase (Decrease) in the Fair Value of Investments		8662	0.00	0.00	0.00	0.00	0.00	0.0%
Other Local Revenue								
All Other Local Revenue		8699	0.00	0.00	0.00	0.00	0.00	0.0%
All Other Transfers In from All Others		8799	0.00	0.00	0.00	0.00	0.00	0.0%
TOTAL, OTHER LOCAL REVENUE			0.00	0.00	0.00	0.00	0.00	0.0%
TOTAL, REVENUES			0.00	0.00	1,791,615.96	1,791,616.00		

Description	Resource Codes	Object Codes	Original Budget (A)	Board Approved Operating Budget (B)	Actuals To Date (C)	Projected Year Totals (D)	Difference (Col B & D) (E)	% Diff Column B & D (F)
CLASSIFIED SALARIES								
Classified Support Salaries		2200	0.00	0.00	0.00	0.00	0.00	0.0%
Classified Supervisors' and Administrators' Salaries		2300	0.00	0.00	0.00	0.00	0.00	0.0%
Clerical, Technical and Office Salaries		2400	0.00	0.00	0.00	0.00	0.00	0.0%
Other Classified Salaries		2900	0.00	0.00	0.00	0.00	0.00	0.0%
TOTAL, CLASSIFIED SALARIES			0.00	0.00	0.00	0.00	0.00	0.0%
EMPLOYEE BENEFITS								
STRS		3101-3102	0.00	0.00	0.00	0.00	0.00	0.0%
PERS		3201-3202	0.00	0.00	0.00	0.00	0.00	0.0%
OASDI/Medicare/Alternative		3301-3302	0.00	0.00	0.00	0.00	0.00	0.0%
Health and Welfare Benefits		3401-3402	0.00	0.00	0.00	0.00	0.00	0.0%
Unemployment Insurance		3501-3502	0.00	0.00	0.00	0.00	0.00	0.0%
Workers' Compensation		3601-3602	0.00	0.00	0.00	0.00	0.00	0.0%
OPEB, Allocated		3701-3702	0.00	0.00	0.00	0.00	0.00	0.0%
OPEB, Active Employees		3751-3752	0.00	0.00	0.00	0.00	0.00	0.0%
Other Employee Benefits		3901-3902	0.00	0.00	0.00	0.00	0.00	0.0%
TOTAL, EMPLOYEE BENEFITS			0.00	0.00	0.00	0.00	0.00	0.0%
BOOKS AND SUPPLIES								
Books and Other Reference Materials		4200	0.00	0.00	0.00	0.00	0.00	0.0%
Materials and Supplies		4300	0.00	0.00	0.00	0.00	0.00	0.0%
Noncapitalized Equipment		4400	0.00	0.00	0.00	0.00	0.00	0.0%
TOTAL, BOOKS AND SUPPLIES			0.00	0.00	0.00	0.00	0.00	0.0%
SERVICES AND OTHER OPERATING EXPENDITURES								
Subagreements for Services		5100	0.00	0.00	0.00	0.00	0.00	0.0%
Travel and Conferences		5200	0.00	0.00	0.00	0.00	0.00	0.0%
Insurance		5400-5450	0.00	0.00	0.00	0.00	0.00	0.0%
Operations and Housekeeping Services		5500	0.00	0.00	0.00	0.00	0.00	0.0%
Rentals, Leases, Repairs, and Noncapitalized Improvements		5600	0.00	0.00	0.00	0.00	0.00	0.0%
Transfers of Direct Costs		5710	0.00	0.00	0.00	0.00	0.00	0.0%
Transfers of Direct Costs - Interfund		5750	0.00	0.00	0.00	0.00	0.00	0.0%
Professional/Consulting Services and Operating Expenditures		5800	0.00	0.00	0.00	0.00	0.00	0.0%
Communications		5900	0.00	0.00	0.00	0.00	0.00	0.0%
TOTAL, SERVICES AND OTHER OPERATING EXPENDITURES			0.00	0.00	0.00	0.00	0.00	0.0%

Description	Resource Codes	Object Codes	Original Budget (A)	Board Approved Operating Budget (B)	Actuals To Date (C)	Projected Year Totals (D)	Difference (Col B & D) (E)	% Diff Column B & D (F)
CAPITAL OUTLAY								
Land		6100	0.00	0.00	0.00	0.00	0.00	0.0%
Land Improvements		6170	0.00	0.00	0.00	0.00	0.00	0.0%
Buildings and Improvements of Buildings		6200	0.00	0.00	0.00	0.00	0.00	0.0%
Books and Media for New School Libraries or Major Expansion of School Libraries		6300	0.00	0.00	0.00	0.00	0.00	0.0%
Equipment		6400	0.00	0.00	0.00	0.00	0.00	0.0%
Equipment Replacement		6500	0.00	0.00	0.00	0.00	0.00	0.0%
TOTAL, CAPITAL OUTLAY			0.00	0.00	0.00	0.00	0.00	0.0%
OTHER OUTGO (excluding Transfers of Indirect Costs)								
Other Transfers Out								
Transfers of Pass-Through Revenues To Districts or Charter Schools		7211	0.00	0.00	0.00	0.00	0.00	0.0%
To County Offices		7212	0.00	0.00	0.00	0.00	0.00	0.0%
To JPAs		7213	0.00	0.00	0.00	0.00	0.00	0.0%
All Other Transfers Out to All Others		7299	0.00	0.00	0.00	0.00	0.00	0.0%
Debt Service								
Debt Service - Interest		7438	0.00	0.00	0.00	0.00	0.00	0.0%
Other Debt Service - Principal		7439	0.00	0.00	0.00	0.00	0.00	0.0%
TOTAL, OTHER OUTGO (excluding Transfers of Indirect Costs)			0.00	0.00	0.00	0.00	0.00	0.0%
TOTAL, EXPENDITURES			0.00	0.00	0.00	0.00		

Description	Resource Codes	Object Codes	Original Budget (A)	Board Approved Operating Budget (B)	Actuals To Date (C)	Projected Year Totals (D)	Difference (Col B & D) (E)	% Diff Column B & D (F)
INTERFUND TRANSFERS								
INTERFUND TRANSFERS IN								
To: State School Building Fund/ County School Facilities Fund From: All Other Funds		8913	0.00	0.00	0.00	0.00	0.00	0.0%
Other Authorized Interfund Transfers In		8919	0.00	0.00	0.00	0.00	0.00	0.0%
(a) TOTAL, INTERFUND TRANSFERS IN			0.00	0.00	0.00	0.00	0.00	0.0%
INTERFUND TRANSFERS OUT								
To: State School Building Fund/ County School Facilities Fund		7613	0.00	0.00	0.00	0.00	0.00	0.0%
Other Authorized Interfund Transfers Out		7619	0.00	0.00	0.00	1,791,616.00	(1,791,616.00)	New
(b) TOTAL, INTERFUND TRANSFERS OUT			0.00	0.00	0.00	1,791,616.00	(1,791,616.00)	New
OTHER SOURCES/USES								
SOURCES								
Proceeds								
Proceeds from Disposal of Capital Assets		8953	0.00	0.00	0.00	0.00	0.00	0.0%
Other Sources								
Transfers from Funds of Lapsed/Reorganized LEAs		8965	0.00	0.00	0.00	0.00	0.00	0.0%
Long-Term Debt Proceeds								
Proceeds from Certificates of Participation		8971	0.00	0.00	0.00	0.00	0.00	0.0%
Proceeds from Capital Leases		8972	0.00	0.00	0.00	0.00	0.00	0.0%
Proceeds from Lease Revenue Bonds		8973	0.00	0.00	0.00	0.00	0.00	0.0%
All Other Financing Sources		8979	0.00	0.00	0.00	0.00	0.00	0.0%
(c) TOTAL, SOURCES			0.00	0.00	0.00	0.00	0.00	0.0%
USES								
Transfers of Funds from Lapsed/Reorganized LEAs		7651	0.00	0.00	0.00	0.00	0.00	0.0%
(d) TOTAL, USES			0.00	0.00	0.00	0.00	0.00	0.0%
CONTRIBUTIONS								
Contributions from Unrestricted Revenues		8980	0.00	0.00	0.00	0.00	0.00	0.0%
Contributions from Restricted Revenues		8990	0.00	0.00	0.00	0.00	0.00	0.0%
(e) TOTAL, CONTRIBUTIONS			0.00	0.00	0.00	0.00	0.00	0.0%
TOTAL, OTHER FINANCING SOURCES/USES (a - b + c - d + e)			0.00	0.00	0.00	(1,791,616.00)		

Resource	Description	2020/21 Projected Year Totals
7710	State School Facilities Projects	482.00
Total, Restricted Balance		482.00

Description	Resource Codes	Object Codes	Original Budget (A)	Board Approved Operating Budget (B)	Actuals To Date (C)	Projected Year Totals (D)	Difference (Col B & D) (E)	% Diff Column B & D (F)
A. REVENUES								
1) LCFF Sources		8010-8099	0.00	0.00	0.00	0.00	0.00	0.0%
2) Federal Revenue		8100-8299	0.00	0.00	0.00	0.00	0.00	0.0%
3) Other State Revenue		8300-8599	0.00	0.00	0.00	0.00	0.00	0.0%
4) Other Local Revenue		8600-8799	0.00	0.00	35.00	150.00	150.00	New
5) TOTAL, REVENUES			0.00	0.00	35.00	150.00		
B. EXPENDITURES								
1) Certificated Salaries		1000-1999	0.00	0.00	0.00	0.00	0.00	0.0%
2) Classified Salaries		2000-2999	56,349.00	56,349.00	18,782.84	56,349.00	0.00	0.0%
3) Employee Benefits		3000-3999	33,604.00	33,604.00	8,982.24	31,553.00	2,051.00	6.1%
4) Books and Supplies		4000-4999	0.00	0.00	0.00	0.00	0.00	0.0%
5) Services and Other Operating Expenditures		5000-5999	0.00	0.00	0.00	0.00	0.00	0.0%
6) Capital Outlay		6000-6999	0.00	0.00	0.00	0.00	0.00	0.0%
7) Other Outgo (excluding Transfers of Indirect Costs)		7100-7299, 7400-7499	0.00	0.00	0.00	0.00	0.00	0.0%
8) Other Outgo - Transfers of Indirect Costs		7300-7399	0.00	0.00	0.00	0.00	0.00	0.0%
9) TOTAL, EXPENDITURES			89,953.00	89,953.00	27,765.08	87,902.00		
C. EXCESS (DEFICIENCY) OF REVENUES OVER EXPENDITURES BEFORE OTHER FINANCING SOURCES AND USES (A5 - B9)			(89,953.00)	(89,953.00)	(27,730.08)	(87,752.00)		
D. OTHER FINANCING SOURCES/USES								
1) Interfund Transfers								
a) Transfers In		8900-8929	0.00	0.00	0.00	0.00	0.00	0.0%
b) Transfers Out		7600-7629	0.00	0.00	0.00	0.00	0.00	0.0%
2) Other Sources/Uses								
a) Sources		8930-8979	0.00	0.00	0.00	0.00	0.00	0.0%
b) Uses		7630-7699	0.00	0.00	0.00	0.00	0.00	0.0%
3) Contributions		8980-8999	0.00	0.00	0.00	0.00	0.00	0.0%
4) TOTAL, OTHER FINANCING SOURCES/USES			0.00	0.00	0.00	0.00		

Description	Resource Codes	Object Codes	Original Budget (A)	Board Approved Operating Budget (B)	Actuals To Date (C)	Projected Year Totals (D)	Difference (Col B & D) (E)	% Diff Column B & D (F)
E. NET INCREASE (DECREASE) IN FUND BALANCE (C + D4)			(89,953.00)	(89,953.00)	(27,730.08)	(87,752.00)		
F. FUND BALANCE, RESERVES								
1) Beginning Fund Balance								
a) As of July 1 - Unaudited		9791	146,247.13	146,247.13		146,247.13	0.00	0.0%
b) Audit Adjustments		9793	0.00	0.00		0.00	0.00	0.0%
c) As of July 1 - Audited (F1a + F1b)			146,247.13	146,247.13		146,247.13		
d) Other Restatements		9795	0.00	0.00		0.00	0.00	0.0%
e) Adjusted Beginning Balance (F1c + F1d)			146,247.13	146,247.13		146,247.13		
2) Ending Balance, June 30 (E + F1e)			56,294.13	56,294.13		58,495.13		
Components of Ending Fund Balance								
a) Nonspendable								
Revolving Cash		9711	0.00	0.00		0.00		
Stores		9712	0.00	0.00		0.00		
Prepaid Items		9713	0.00	0.00		0.00		
All Others		9719	0.00	0.00		0.00		
b) Legally Restricted Balance		9740	56,294.13	56,294.13		58,495.13		
c) Committed								
Stabilization Arrangements		9750	0.00	0.00		0.00		
Other Commitments		9760	0.00	0.00		0.00		
d) Assigned								
Other Assignments		9780	0.00	0.00		0.00		
e) Unassigned/Unappropriated								
Reserve for Economic Uncertainties		9789	0.00	0.00		0.00		
Unassigned/Unappropriated Amount		9790	0.00	0.00		0.00		

Description	Resource Codes	Object Codes	Original Budget (A)	Board Approved Operating Budget (B)	Actuals To Date (C)	Projected Year Totals (D)	Difference (Col B & D) (E)	% Diff Column B & D (F)
FEDERAL REVENUE								
FEMA		8281	0.00	0.00	0.00	0.00	0.00	0.0%
All Other Federal Revenue		8290	0.00	0.00	0.00	0.00	0.00	0.0%
TOTAL, FEDERAL REVENUE			0.00	0.00	0.00	0.00	0.00	0.0%
OTHER STATE REVENUE								
Pass-Through Revenues from State Sources		8587	0.00	0.00	0.00	0.00	0.00	0.0%
California Clean Energy Jobs Act	6230	8590	0.00	0.00	0.00	0.00	0.00	0.0%
All Other State Revenue	All Other	8590	0.00	0.00	0.00	0.00	0.00	0.0%
TOTAL, OTHER STATE REVENUE			0.00	0.00	0.00	0.00	0.00	0.0%
OTHER LOCAL REVENUE								
Other Local Revenue								
Community Redevelopment Funds Not Subject to LCFF Deduction		8625	0.00	0.00	0.00	0.00	0.00	0.0%
Sales Sale of Equipment/Supplies		8631	0.00	0.00	0.00	0.00	0.00	0.0%
Leases and Rentals		8650	0.00	0.00	0.00	0.00	0.00	0.0%
Interest		8660	0.00	0.00	35.00	150.00	150.00	New
Net Increase (Decrease) in the Fair Value of Investments		8662	0.00	0.00	0.00	0.00	0.00	0.0%
Other Local Revenue								
All Other Local Revenue		8699	0.00	0.00	0.00	0.00	0.00	0.0%
All Other Transfers In from All Others		8799	0.00	0.00	0.00	0.00	0.00	0.0%
TOTAL, OTHER LOCAL REVENUE			0.00	0.00	35.00	150.00	150.00	New
TOTAL, REVENUES			0.00	0.00	35.00	150.00		

Description	Resource Codes	Object Codes	Original Budget (A)	Board Approved Operating Budget (B)	Actuals To Date (C)	Projected Year Totals (D)	Difference (Col B & D) (E)	% Diff Column B & D (F)
CLASSIFIED SALARIES								
Classified Support Salaries		2200	0.00	0.00	0.00	0.00	0.00	0.0%
Classified Supervisors' and Administrators' Salaries		2300	56,349.00	56,349.00	18,782.84	56,349.00	0.00	0.0%
Clerical, Technical and Office Salaries		2400	0.00	0.00	0.00	0.00	0.00	0.0%
Other Classified Salaries		2900	0.00	0.00	0.00	0.00	0.00	0.0%
TOTAL, CLASSIFIED SALARIES			56,349.00	56,349.00	18,782.84	56,349.00	0.00	0.0%
EMPLOYEE BENEFITS								
STRS		3101-3102	0.00	0.00	0.00	0.00	0.00	0.0%
PERS		3201-3202	12,847.00	12,847.00	3,888.04	11,664.00	1,183.00	9.2%
OASDI/Medicare/Alternative		3301-3302	4,311.00	4,311.00	1,392.62	4,089.00	222.00	5.1%
Health and Welfare Benefits		3401-3402	12,502.00	12,502.00	2,385.44	11,828.00	674.00	5.4%
Unemployment Insurance		3501-3502	28.00	28.00	9.40	25.00	3.00	10.7%
Workers' Compensation		3601-3602	1,071.00	1,071.00	366.28	1,103.00	(32.00)	-3.0%
OPEB, Allocated		3701-3702	2,085.00	2,085.00	694.96	2,087.00	(2.00)	-0.1%
OPEB, Active Employees		3751-3752	0.00	0.00	0.00	0.00	0.00	0.0%
Other Employee Benefits		3901-3902	760.00	760.00	245.50	757.00	3.00	0.4%
TOTAL, EMPLOYEE BENEFITS			33,604.00	33,604.00	8,982.24	31,553.00	2,051.00	6.1%
BOOKS AND SUPPLIES								
Books and Other Reference Materials		4200	0.00	0.00	0.00	0.00	0.00	0.0%
Materials and Supplies		4300	0.00	0.00	0.00	0.00	0.00	0.0%
Noncapitalized Equipment		4400	0.00	0.00	0.00	0.00	0.00	0.0%
TOTAL, BOOKS AND SUPPLIES			0.00	0.00	0.00	0.00	0.00	0.0%
SERVICES AND OTHER OPERATING EXPENDITURES								
Subagreements for Services		5100	0.00	0.00	0.00	0.00	0.00	0.0%
Travel and Conferences		5200	0.00	0.00	0.00	0.00	0.00	0.0%
Insurance		5400-5450	0.00	0.00	0.00	0.00	0.00	0.0%
Operations and Housekeeping Services		5500	0.00	0.00	0.00	0.00	0.00	0.0%
Rentals, Leases, Repairs, and Noncapitalized Improvements		5600	0.00	0.00	0.00	0.00	0.00	0.0%
Transfers of Direct Costs		5710	0.00	0.00	0.00	0.00	0.00	0.0%
Transfers of Direct Costs - Interfund		5750	0.00	0.00	0.00	0.00	0.00	0.0%
Professional/Consulting Services and Operating Expenditures		5800	0.00	0.00	0.00	0.00	0.00	0.0%
Communications		5900	0.00	0.00	0.00	0.00	0.00	0.0%
TOTAL, SERVICES AND OTHER OPERATING EXPENDITURES			0.00	0.00	0.00	0.00	0.00	0.0%

Description	Resource Codes	Object Codes	Original Budget (A)	Board Approved Operating Budget (B)	Actuals To Date (C)	Projected Year Totals (D)	Difference (Col B & D) (E)	% Diff Column B & D (F)
CAPITAL OUTLAY								
Land		6100	0.00	0.00	0.00	0.00	0.00	0.0%
Land Improvements		6170	0.00	0.00	0.00	0.00	0.00	0.0%
Buildings and Improvements of Buildings		6200	0.00	0.00	0.00	0.00	0.00	0.0%
Books and Media for New School Libraries or Major Expansion of School Libraries		6300	0.00	0.00	0.00	0.00	0.00	0.0%
Equipment		6400	0.00	0.00	0.00	0.00	0.00	0.0%
Equipment Replacement		6500	0.00	0.00	0.00	0.00	0.00	0.0%
TOTAL, CAPITAL OUTLAY			0.00	0.00	0.00	0.00	0.00	0.0%
OTHER OUTGO (excluding Transfers of Indirect Costs)								
Other Transfers Out								
Transfers of Pass-Through Revenues To Districts or Charter Schools		7211	0.00	0.00	0.00	0.00	0.00	0.0%
To County Offices		7212	0.00	0.00	0.00	0.00	0.00	0.0%
To JPAs		7213	0.00	0.00	0.00	0.00	0.00	0.0%
All Other Transfers Out to All Others		7299	0.00	0.00	0.00	0.00	0.00	0.0%
Debt Service								
Debt Service - Interest		7438	0.00	0.00	0.00	0.00	0.00	0.0%
Other Debt Service - Principal		7439	0.00	0.00	0.00	0.00	0.00	0.0%
TOTAL, OTHER OUTGO (excluding Transfers of Indirect Costs)			0.00	0.00	0.00	0.00	0.00	0.0%
TOTAL, EXPENDITURES			89,953.00	89,953.00	27,765.08	87,902.00		

Description	Resource Codes	Object Codes	Original Budget (A)	Board Approved Operating Budget (B)	Actuals To Date (C)	Projected Year Totals (D)	Difference (Col B & D) (E)	% Diff Column B & D (F)
INTERFUND TRANSFERS								
INTERFUND TRANSFERS IN								
From: General Fund/CSSF		8912	0.00	0.00	0.00	0.00	0.00	0.0%
Other Authorized Interfund Transfers In		8919	0.00	0.00	0.00	0.00	0.00	0.0%
(a) TOTAL, INTERFUND TRANSFERS IN			0.00	0.00	0.00	0.00	0.00	0.0%
INTERFUND TRANSFERS OUT								
To: General Fund/CSSF		7612	0.00	0.00	0.00	0.00	0.00	0.0%
To: State School Building Fund/ County School Facilities Fund		7613	0.00	0.00	0.00	0.00	0.00	0.0%
Other Authorized Interfund Transfers Out		7619	0.00	0.00	0.00	0.00	0.00	0.0%
(b) TOTAL, INTERFUND TRANSFERS OUT			0.00	0.00	0.00	0.00	0.00	0.0%
OTHER SOURCES/USES								
SOURCES								
Proceeds								
Proceeds from Disposal of Capital Assets		8953	0.00	0.00	0.00	0.00	0.00	0.0%
Other Sources								
Transfers from Funds of Lapsed/Reorganized LEAs		8965	0.00	0.00	0.00	0.00	0.00	0.0%
Long-Term Debt Proceeds								
Proceeds from Certificates of Participation		8971	0.00	0.00	0.00	0.00	0.00	0.0%
Proceeds from Capital Leases		8972	0.00	0.00	0.00	0.00	0.00	0.0%
Proceeds from Lease Revenue Bonds		8973	0.00	0.00	0.00	0.00	0.00	0.0%
All Other Financing Sources		8979	0.00	0.00	0.00	0.00	0.00	0.0%
(c) TOTAL, SOURCES			0.00	0.00	0.00	0.00	0.00	0.0%
USES								
Transfers of Funds from Lapsed/Reorganized LEAs		7651	0.00	0.00	0.00	0.00	0.00	0.0%
All Other Financing Uses		7699	0.00	0.00	0.00	0.00	0.00	0.0%
(d) TOTAL, USES			0.00	0.00	0.00	0.00	0.00	0.0%
CONTRIBUTIONS								
Contributions from Unrestricted Revenues		8980	0.00	0.00	0.00	0.00	0.00	0.0%
Contributions from Restricted Revenues		8990	0.00	0.00	0.00	0.00	0.00	0.0%
(e) TOTAL, CONTRIBUTIONS			0.00	0.00	0.00	0.00	0.00	0.0%
TOTAL, OTHER FINANCING SOURCES/USES (a - b + c - d + e)			0.00	0.00	0.00	0.00		

Resource	Description	2020/21 Projected Year Totals
6230	California Clean Energy Jobs Act	58,495.13
Total, Restricted Balance		58,495.13

Description	Resource Codes	Object Codes	Original Budget (A)	Board Approved Operating Budget (B)	Actuals To Date (C)	Projected Year Totals (D)	Difference (Col B & D) (E)	% Diff Column B & D (F)
A. REVENUES								
1) LCFF Sources		8010-8099	0.00	0.00	0.00	0.00	0.00	0.0%
2) Federal Revenue		8100-8299	0.00	0.00	0.00	0.00	0.00	0.0%
3) Other State Revenue		8300-8599	5,226,127.00	4,579,086.00	0.00	4,579,086.00	0.00	0.0%
4) Other Local Revenue		8600-8799	92,907,836.00	75,978,814.00	0.00	75,978,814.00	0.00	0.0%
5) TOTAL, REVENUES			98,133,963.00	80,557,900.00	0.00	80,557,900.00		
B. EXPENDITURES								
1) Certificated Salaries		1000-1999	0.00	0.00	0.00	0.00	0.00	0.0%
2) Classified Salaries		2000-2999	0.00	0.00	0.00	0.00	0.00	0.0%
3) Employee Benefits		3000-3999	0.00	0.00	0.00	0.00	0.00	0.0%
4) Books and Supplies		4000-4999	0.00	0.00	0.00	0.00	0.00	0.0%
5) Services and Other Operating Expenditures		5000-5999	0.00	0.00	0.00	0.00	0.00	0.0%
6) Capital Outlay		6000-6999	0.00	0.00	0.00	0.00	0.00	0.0%
7) Other Outgo (excluding Transfers of Indirect Costs)		7100-7299, 7400-7499	86,059,993.00	88,234,983.00	0.00	88,234,983.00	0.00	0.0%
8) Other Outgo - Transfers of Indirect Costs		7300-7399	0.00	0.00	0.00	0.00	0.00	0.0%
9) TOTAL, EXPENDITURES			86,059,993.00	88,234,983.00	0.00	88,234,983.00		
C. EXCESS (DEFICIENCY) OF REVENUES OVER EXPENDITURES BEFORE OTHER FINANCING SOURCES AND USES (A5 - B9)			12,073,970.00	(7,677,083.00)	0.00	(7,677,083.00)		
D. OTHER FINANCING SOURCES/USES								
1) Interfund Transfers								
a) Transfers In		8900-8929	0.00	0.00	0.00	0.00	0.00	0.0%
b) Transfers Out		7600-7629	0.00	0.00	0.00	0.00	0.00	0.0%
2) Other Sources/Uses								
a) Sources		8930-8979	0.00	0.00	0.00	0.00	0.00	0.0%
b) Uses		7630-7699	0.00	0.00	0.00	0.00	0.00	0.0%
3) Contributions		8980-8999	0.00	0.00	0.00	0.00	0.00	0.0%
4) TOTAL, OTHER FINANCING SOURCES/USES			0.00	0.00	0.00	0.00		

Description	Resource Codes	Object Codes	Original Budget (A)	Board Approved Operating Budget (B)	Actuals To Date (C)	Projected Year Totals (D)	Difference (Col B & D) (E)	% Diff Column B & D (F)
E. NET INCREASE (DECREASE) IN FUND BALANCE (C + D4)			12,073,970.00	(7,677,083.00)	0.00	(7,677,083.00)		
F. FUND BALANCE, RESERVES								
1) Beginning Fund Balance								
a) As of July 1 - Unaudited		9791	86,989,589.00	86,989,589.00		86,989,589.00	0.00	0.0%
b) Audit Adjustments		9793	0.00	0.00		0.00	0.00	0.0%
c) As of July 1 - Audited (F1a + F1b)			86,989,589.00	86,989,589.00		86,989,589.00		
d) Other Restatements		9795	0.00	0.00		0.00	0.00	0.0%
e) Adjusted Beginning Balance (F1c + F1d)			86,989,589.00	86,989,589.00		86,989,589.00		
2) Ending Balance, June 30 (E + F1e)			99,063,559.00	79,312,506.00		79,312,506.00		
Components of Ending Fund Balance								
a) Nonspendable								
Revolving Cash		9711	0.00	0.00		0.00		
Stores		9712	0.00	0.00		0.00		
Prepaid Items		9713	0.00	0.00		0.00		
All Others		9719	0.00	0.00		0.00		
b) Legally Restricted Balance		9740	99,063,559.00	79,312,506.00		79,312,506.00		
c) Committed								
Stabilization Arrangements		9750	0.00	0.00		0.00		
Other Commitments		9760	0.00	0.00		0.00		
d) Assigned								
Other Assignments		9780	0.00	0.00		0.00		
e) Unassigned/Unappropriated								
Reserve for Economic Uncertainties		9789	0.00	0.00		0.00		
Unassigned/Unappropriated Amount		9790	0.00	0.00		0.00		

Description	Resource Codes	Object Codes	Original Budget (A)	Board Approved Operating Budget (B)	Actuals To Date (C)	Projected Year Totals (D)	Difference (Col B & D) (E)	% Diff Column B & D (F)
FEDERAL REVENUE								
All Other Federal Revenue		8290	0.00	0.00	0.00	0.00	0.00	0.0%
TOTAL, FEDERAL REVENUE			0.00	0.00	0.00	0.00	0.00	0.0%
OTHER STATE REVENUE								
Tax Relief Subventions Voted Indebtedness Levies								
Homeowners' Exemptions		8571	706,875.00	702,747.00	0.00	702,747.00	0.00	0.0%
Other Subventions/In-Lieu Taxes		8572	4,519,252.00	3,876,339.00	0.00	3,876,339.00	0.00	0.0%
TOTAL, OTHER STATE REVENUE			5,226,127.00	4,579,086.00	0.00	4,579,086.00	0.00	0.0%
OTHER LOCAL REVENUE								
County and District Taxes Voted Indebtedness Levies								
Secured Roll		8611	91,637,255.00	74,808,260.00	0.00	74,808,260.00	0.00	0.0%
Unsecured Roll		8612	1,270,581.00	1,170,554.00	0.00	1,170,554.00	0.00	0.0%
Prior Years' Taxes		8613	0.00	0.00	0.00	0.00	0.00	0.0%
Supplemental Taxes		8614	0.00	0.00	0.00	0.00	0.00	0.0%
Penalties and Interest from Delinquent Non-LCFF Taxes		8629	0.00	0.00	0.00	0.00	0.00	0.0%
Interest		8660	0.00	0.00	0.00	0.00	0.00	0.0%
Net Increase (Decrease) in the Fair Value of Investments		8662	0.00	0.00	0.00	0.00	0.00	0.0%
Other Local Revenue								
All Other Local Revenue		8699	0.00	0.00	0.00	0.00	0.00	0.0%
All Other Transfers In from All Others		8799	0.00	0.00	0.00	0.00	0.00	0.0%
TOTAL, OTHER LOCAL REVENUE			92,907,836.00	75,978,814.00	0.00	75,978,814.00	0.00	0.0%
TOTAL, REVENUES			98,133,963.00	80,557,900.00	0.00	80,557,900.00		
OTHER OUTGO (excluding Transfers of Indirect Costs)								
Debt Service								
Bond Redemptions		7433	0.00	0.00	0.00	0.00	0.00	0.0%
Bond Interest and Other Service Charges		7434	27,000.00	26,000.00	0.00	26,000.00	0.00	0.0%
Debt Service - Interest		7438	24,500,604.00	24,026,057.00	0.00	24,026,057.00	0.00	0.0%
Other Debt Service - Principal		7439	61,532,389.00	64,182,926.00	0.00	64,182,926.00	0.00	0.0%
TOTAL, OTHER OUTGO (excluding Transfers of Indirect Costs)			86,059,993.00	88,234,983.00	0.00	88,234,983.00	0.00	0.0%
TOTAL, EXPENDITURES			86,059,993.00	88,234,983.00	0.00	88,234,983.00		

Description	Resource Codes	Object Codes	Original Budget (A)	Board Approved Operating Budget (B)	Actuals To Date (C)	Projected Year Totals (D)	Difference (Col B & D) (E)	% Diff Column B & D (F)
INTERFUND TRANSFERS								
INTERFUND TRANSFERS IN								
Other Authorized Interfund Transfers In		8919	0.00	0.00	0.00	0.00	0.00	0.0%
(a) TOTAL, INTERFUND TRANSFERS IN			0.00	0.00	0.00	0.00	0.00	0.0%
INTERFUND TRANSFERS OUT								
To: General Fund		7614	0.00	0.00	0.00	0.00	0.00	0.0%
Other Authorized Interfund Transfers Out		7619	0.00	0.00	0.00	0.00	0.00	0.0%
(b) TOTAL, INTERFUND TRANSFERS OUT			0.00	0.00	0.00	0.00	0.00	0.0%
OTHER SOURCES/USES								
SOURCES								
Other Sources								
Transfers from Funds of Lapsed/Reorganized LEAs		8965	0.00	0.00	0.00	0.00	0.00	0.0%
All Other Financing Sources		8979	0.00	0.00	0.00	0.00	0.00	0.0%
(c) TOTAL, SOURCES			0.00	0.00	0.00	0.00	0.00	0.0%
USES								
Transfers of Funds from Lapsed/Reorganized LEAs		7651	0.00	0.00	0.00	0.00	0.00	0.0%
All Other Financing Uses		7699	0.00	0.00	0.00	0.00	0.00	0.0%
(d) TOTAL, USES			0.00	0.00	0.00	0.00	0.00	0.0%
CONTRIBUTIONS								
Contributions from Unrestricted Revenues		8980	0.00	0.00	0.00	0.00	0.00	0.0%
Contributions from Restricted Revenues		8990	0.00	0.00	0.00	0.00	0.00	0.0%
(e) TOTAL, CONTRIBUTIONS			0.00	0.00	0.00	0.00	0.00	0.0%
TOTAL, OTHER FINANCING SOURCES/USES (a - b + c - d + e)			0.00	0.00	0.00	0.00		

Resource	Description	2020/21 Projected Year Totals
9010	Other Restricted Local	79,312,506.00
Total, Restricted Balance		79,312,506.00

Description	Resource Codes	Object Codes	Original Budget (A)	Board Approved Operating Budget (B)	Actuals To Date (C)	Projected Year Totals (D)	Difference (Col B & D) (E)	% Diff Column B & D (F)
A. REVENUES								
1) LCFF Sources		8010-8099	0.00	0.00	0.00	0.00	0.00	0.0%
2) Federal Revenue		8100-8299	0.00	0.00	0.00	0.00	0.00	0.0%
3) Other State Revenue		8300-8599	0.00	0.00	0.00	0.00	0.00	0.0%
4) Other Local Revenue		8600-8799	21,567,161.00	21,567,161.00	6,039,117.41	20,815,647.00	(751,514.00)	-3.5%
5) TOTAL, REVENUES			21,567,161.00	21,567,161.00	6,039,117.41	20,815,647.00		
B. EXPENSES								
1) Certificated Salaries		1000-1999	0.00	0.00	0.00	0.00	0.00	0.0%
2) Classified Salaries		2000-2999	393,167.00	393,167.00	131,526.12	393,167.00	0.00	0.0%
3) Employee Benefits		3000-3999	217,094.00	217,094.00	60,826.72	217,094.00	0.00	0.0%
4) Books and Supplies		4000-4999	26,291.00	26,291.00	604.38	26,291.00	0.00	0.0%
5) Services and Other Operating Expenses		5000-5999	21,945,688.00	22,011,840.00	6,294,243.95	21,456,796.00	555,044.00	2.5%
6) Depreciation		6000-6999	0.00	0.00	0.00	0.00	0.00	0.0%
7) Other Outgo (excluding Transfers of Indirect Costs)		7100-7299, 7400-7499	0.00	0.00	0.00	0.00	0.00	0.0%
8) Other Outgo - Transfers of Indirect Costs		7300-7399	0.00	0.00	0.00	0.00	0.00	0.0%
9) TOTAL, EXPENSES			22,582,240.00	22,648,392.00	6,487,201.17	22,093,348.00		
C. EXCESS (DEFICIENCY) OF REVENUES OVER EXPENSES BEFORE OTHER FINANCING SOURCES AND USES (A5 - B9)			(1,015,079.00)	(1,081,231.00)	(448,083.76)	(1,277,701.00)		
D. OTHER FINANCING SOURCES/USES								
1) Interfund Transfers								
a) Transfers In		8900-8929	0.00	0.00	0.00	0.00	0.00	0.0%
b) Transfers Out		7600-7629	0.00	0.00	0.00	0.00	0.00	0.0%
2) Other Sources/Uses								
a) Sources		8930-8979	0.00	0.00	0.00	0.00	0.00	0.0%
b) Uses		7630-7699	0.00	0.00	0.00	0.00	0.00	0.0%
3) Contributions		8980-8999	0.00	0.00	0.00	0.00	0.00	0.0%
4) TOTAL, OTHER FINANCING SOURCES/USES			0.00	0.00	0.00	0.00		

Description	Resource Codes	Object Codes	Original Budget (A)	Board Approved Operating Budget (B)	Actuals To Date (C)	Projected Year Totals (D)	Difference (Col B & D) (E)	% Diff Column B & D (F)
E. NET INCREASE (DECREASE) IN NET POSITION (C + D4)			(1,015,079.00)	(1,081,231.00)	(448,083.76)	(1,277,701.00)		
F. NET POSITION								
1) Beginning Net Position								
a) As of July 1 - Unaudited		9791	36,651,675.78	36,651,675.78		36,651,675.78	0.00	0.0%
b) Audit Adjustments		9793	0.00	0.00		0.00	0.00	0.0%
c) As of July 1 - Audited (F1a + F1b)			36,651,675.78	36,651,675.78		36,651,675.78		
d) Other Restatements		9795	0.00	0.00		0.00	0.00	0.0%
e) Adjusted Beginning Net Position (F1c + F1d)			36,651,675.78	36,651,675.78		36,651,675.78		
2) Ending Net Position, June 30 (E + F1e)			35,636,596.78	35,570,444.78		35,373,974.78		
Components of Ending Net Position								
a) Net Investment in Capital Assets		9796	0.00	0.00		0.00		
b) Restricted Net Position		9797	32,951,374.33	32,885,222.33		32,688,752.33		
c) Unrestricted Net Position		9790	2,685,222.45	2,685,222.45		2,685,222.45		

Description	Resource Codes	Object Codes	Original Budget (A)	Board Approved Operating Budget (B)	Actuals To Date (C)	Projected Year Totals (D)	Difference (Col B & D) (E)	% Diff Column B & D (F)
OTHER STATE REVENUE								
STRS On-Behalf Pension Contributions	7690	8590	0.00	0.00	0.00	0.00	0.00	0.0%
All Other State Revenue	All Other	8590	0.00	0.00	0.00	0.00	0.00	0.0%
TOTAL, OTHER STATE REVENUE			0.00	0.00	0.00	0.00	0.00	0.0%
OTHER LOCAL REVENUE								
Sales								
Sale of Equipment/Supplies		8631	0.00	0.00	0.00	0.00	0.00	0.0%
Interest		8660	475,000.00	475,000.00	8,490.00	475,000.00	0.00	0.0%
Net Increase (Decrease) in the Fair Value of Investments		8662	0.00	0.00	0.00	0.00	0.00	0.0%
Fees and Contracts								
In-District Premiums/Contributions		8674	21,082,161.00	21,082,161.00	6,030,627.41	20,330,647.00	(751,514.00)	-3.6%
All Other Fees and Contracts		8689	0.00	0.00	0.00	0.00	0.00	0.0%
Other Local Revenue								
All Other Local Revenue		8699	10,000.00	10,000.00	0.00	10,000.00	0.00	0.0%
All Other Transfers In from All Others		8799	0.00	0.00	0.00	0.00	0.00	0.0%
TOTAL, OTHER LOCAL REVENUE			21,567,161.00	21,567,161.00	6,039,117.41	20,815,647.00	(751,514.00)	-3.5%
TOTAL, REVENUES			21,567,161.00	21,567,161.00	6,039,117.41	20,815,647.00		

Description	Resource Codes	Object Codes	Original Budget (A)	Board Approved Operating Budget (B)	Actuals To Date (C)	Projected Year Totals (D)	Difference (Col B & D) (E)	% Diff Column B & D (F)
CERTIFICATED SALARIES								
Certificated Pupil Support Salaries		1200	0.00	0.00	0.00	0.00	0.00	0.0%
Certificated Supervisors' and Administrators' Salaries		1300	0.00	0.00	0.00	0.00	0.00	0.0%
TOTAL, CERTIFICATED SALARIES			0.00	0.00	0.00	0.00	0.00	0.0%
CLASSIFIED SALARIES								
Classified Support Salaries		2200	0.00	0.00	0.00	0.00	0.00	0.0%
Classified Supervisors' and Administrators' Salaries		2300	128,563.00	128,563.00	42,854.16	128,563.00	0.00	0.0%
Clerical, Technical and Office Salaries		2400	264,020.00	264,020.00	88,671.96	264,020.00	0.00	0.0%
Other Classified Salaries		2900	584.00	584.00	0.00	584.00	0.00	0.0%
TOTAL, CLASSIFIED SALARIES			393,167.00	393,167.00	131,526.12	393,167.00	0.00	0.0%
EMPLOYEE BENEFITS								
STRS		3101-3102	0.00	0.00	0.00	0.00	0.00	0.0%
PERS		3201-3202	89,509.00	89,509.00	25,485.05	89,509.00	0.00	0.0%
OASDI/Medicare/Alternative		3301-3302	30,076.00	30,076.00	9,820.09	30,076.00	0.00	0.0%
Health and Welfare Benefits		3401-3402	67,931.00	67,931.00	15,886.58	67,931.00	0.00	0.0%
Unemployment Insurance		3501-3502	196.00	196.00	65.98	196.00	0.00	0.0%
Workers' Compensation		3601-3602	7,470.00	7,470.00	2,572.65	7,470.00	0.00	0.0%
OPEB, Allocated		3701-3702	14,548.00	14,548.00	4,866.52	14,548.00	0.00	0.0%
OPEB, Active Employees		3751-3752	0.00	0.00	0.00	0.00	0.00	0.0%
Other Employee Benefits		3901-3902	7,364.00	7,364.00	2,129.85	7,364.00	0.00	0.0%
TOTAL, EMPLOYEE BENEFITS			217,094.00	217,094.00	60,826.72	217,094.00	0.00	0.0%
BOOKS AND SUPPLIES								
Books and Other Reference Materials		4200	0.00	0.00	0.00	0.00	0.00	0.0%
Materials and Supplies		4300	23,041.00	23,041.00	604.38	23,041.00	0.00	0.0%
Noncapitalized Equipment		4400	3,250.00	3,250.00	0.00	3,250.00	0.00	0.0%
TOTAL, BOOKS AND SUPPLIES			26,291.00	26,291.00	604.38	26,291.00	0.00	0.0%
SERVICES AND OTHER OPERATING EXPENSES								
Subagreements for Services		5100	0.00	0.00	0.00	0.00	0.00	0.0%
Travel and Conferences		5200	0.00	0.00	0.00	0.00	0.00	0.0%
Dues and Memberships		5300	0.00	0.00	0.00	0.00	0.00	0.0%
Insurance		5400-5450	0.00	0.00	0.00	0.00	0.00	0.0%
Operations and Housekeeping Services		5500	0.00	0.00	0.00	0.00	0.00	0.0%
Rentals, Leases, Repairs, and Noncapitalized Improvements		5600	1,369.00	1,369.00	0.00	1,369.00	0.00	0.0%
Transfers of Direct Costs - Interfund		5750	3,999,706.00	3,999,706.00	633.71	3,999,706.00	0.00	0.0%
Professional/Consulting Services and Operating Expenditures		5800	17,935,413.00	18,001,565.00	6,290,129.44	17,446,521.00	555,044.00	3.1%
Communications		5900	9,200.00	9,200.00	3,480.80	9,200.00	0.00	0.0%
TOTAL, SERVICES AND OTHER OPERATING EXPENSES			21,945,688.00	22,011,840.00	6,294,243.95	21,456,796.00	555,044.00	2.5%

Description	Resource Codes	Object Codes	Original Budget (A)	Board Approved Operating Budget (B)	Actuals To Date (C)	Projected Year Totals (D)	Difference (Col B & D) (E)	% Diff Column B & D (F)
DEPRECIATION								
Depreciation Expense		6900	0.00	0.00	0.00	0.00	0.00	0.0%
TOTAL, DEPRECIATION			0.00	0.00	0.00	0.00	0.00	0.0%
TOTAL, EXPENSES			22,582,240.00	22,648,392.00	6,487,201.17	22,093,348.00		
INTERFUND TRANSFERS								
INTERFUND TRANSFERS IN								
Other Authorized Interfund Transfers In		8919	0.00	0.00	0.00	0.00	0.00	0.0%
(a) TOTAL, INTERFUND TRANSFERS IN			0.00	0.00	0.00	0.00	0.00	0.0%
INTERFUND TRANSFERS OUT								
Other Authorized Interfund Transfers Out		7619	0.00	0.00	0.00	0.00	0.00	0.0%
(b) TOTAL, INTERFUND TRANSFERS OUT			0.00	0.00	0.00	0.00	0.00	0.0%
OTHER SOURCES/USES								
SOURCES								
Other Sources								
Transfers from Funds of Lapsed/Reorganized LEAs		8965	0.00	0.00	0.00	0.00	0.00	0.0%
(c) TOTAL, SOURCES			0.00	0.00	0.00	0.00	0.00	0.0%
USES								
Transfers of Funds from Lapsed/Reorganized LEAs		7651	0.00	0.00	0.00	0.00	0.00	0.0%
(d) TOTAL, USES			0.00	0.00	0.00	0.00	0.00	0.0%
CONTRIBUTIONS								
Contributions from Unrestricted Revenues		8980	0.00	0.00	0.00	0.00	0.00	0.0%
Contributions from Restricted Revenues		8990	0.00	0.00	0.00	0.00	0.00	0.0%
(e) TOTAL, CONTRIBUTIONS			0.00	0.00	0.00	0.00	0.00	0.0%
TOTAL, OTHER FINANCING SOURCES/USES (a - b + c - d + e)			0.00	0.00	0.00	0.00		

Resource	Description	2020/21 Projected Year Totals
9010	Other Restricted Local	32,688,752.33
Total, Restricted Net Position		32,688,752.33

Description	ESTIMATED FUNDED ADA Original Budget (A)	ESTIMATED FUNDED ADA Board Approved Operating Budget (B)	ESTIMATED P-2 REPORT ADA Projected Year Totals (C)	ESTIMATED FUNDED ADA Projected Year Totals (D)	DIFFERENCE (Col. D - B) (E)	PERCENTAGE DIFFERENCE (Col. E / B) (F)
A. DISTRICT						
1. Total District Regular ADA Includes Opportunity Classes, Home & Hospital, Special Day Class, Continuation Education, Special Education NPS/LCI and Extended Year, and Community Day School (includes Necessary Small School ADA)	37,342.17	37,436.91	37,436.91	37,436.91	0.00	0%
2. Total Basic Aid Choice/Court Ordered Voluntary Pupil Transfer Regular ADA Includes Opportunity Classes, Home & Hospital, Special Day Class, Continuation Education, Special Education NPS/LCI and Extended Year, and Community Day School (ADA not included in Line A1 above)	0.00	0.00	0.00	0.00	0.00	0%
3. Total Basic Aid Open Enrollment Regular ADA Includes Opportunity Classes, Home & Hospital, Special Day Class, Continuation Education, Special Education NPS/LCI and Extended Year, and Community Day School (ADA not included in Line A1 above)	0.00	0.00	0.00	0.00	0.00	0%
4. Total, District Regular ADA (Sum of Lines A1 through A3)	37,342.17	37,436.91	37,436.91	37,436.91	0.00	0%
5. District Funded County Program ADA						
a. County Community Schools	34.67	72.41	72.41	72.41	0.00	0%
b. Special Education-Special Day Class	0.00	0.00	0.00	0.00	0.00	0%
c. Special Education-NPS/LCI	0.00	0.00	0.00	0.00	0.00	0%
d. Special Education Extended Year	0.00	0.00	0.00	0.00	0.00	0%
e. Other County Operated Programs: Opportunity Schools and Full Day Opportunity Classes, Specialized Secondary Schools	0.00	0.00	0.00	0.00	0.00	0%
f. County School Tuition Fund (Out of State Tuition) [EC 2000 and 46380]	0.00	0.00	0.00	0.00	0.00	0%
g. Total, District Funded County Program ADA (Sum of Lines A5a through A5f)	34.67	72.41	72.41	72.41	0.00	0%
6. TOTAL DISTRICT ADA (Sum of Line A4 and Line A5g)	37,376.84	37,509.32	37,509.32	37,509.32	0.00	0%
7. Adults in Correctional Facilities	0.00	0.00	0.00	0.00	0.00	0%
8. Charter School ADA (Enter Charter School ADA using Tab C. Charter School ADA)						

Description	ESTIMATED FUNDED ADA Original Budget (A)	ESTIMATED FUNDED ADA Board Approved Operating Budget (B)	ESTIMATED P-2 REPORT ADA Projected Year Totals (C)	ESTIMATED FUNDED ADA Projected Year Totals (D)	DIFFERENCE (Col. D - B) (E)	PERCENTAGE DIFFERENCE (Col. E / B) (F)
B. COUNTY OFFICE OF EDUCATION						
1. County Program Alternative Education ADA						
a. County Group Home and Institution Pupils	0.00	0.00	0.00	0.00	0.00	0%
b. Juvenile Halls, Homes, and Camps	0.00	0.00	0.00	0.00	0.00	0%
c. Probation Referred, On Probation or Parole, Expelled per EC 48915(a) or (c) [EC 2574(c)(4)(A)]	0.00	0.00	0.00	0.00	0.00	0%
d. Total, County Program Alternative Education ADA (Sum of Lines B1a through B1c)	0.00	0.00	0.00	0.00	0.00	0%
2. District Funded County Program ADA						
a. County Community Schools	0.00	0.00	0.00	0.00	0.00	0%
b. Special Education-Special Day Class	0.00	0.00	0.00	0.00	0.00	0%
c. Special Education-NPS/LCI	0.00	0.00	0.00	0.00	0.00	0%
d. Special Education Extended Year	0.00	0.00	0.00	0.00	0.00	0%
e. Other County Operated Programs: Opportunity Schools and Full Day Opportunity Classes, Specialized Secondary Schools	0.00	0.00	0.00	0.00	0.00	0%
f. County School Tuition Fund (Out of State Tuition) [EC 2000 and 46380]	0.00	0.00	0.00	0.00	0.00	0%
g. Total, District Funded County Program ADA (Sum of Lines B2a through B2f)	0.00	0.00	0.00	0.00	0.00	0%
3. TOTAL COUNTY OFFICE ADA (Sum of Lines B1d and B2g)	0.00	0.00	0.00	0.00	0.00	0%
4. Adults in Correctional Facilities	0.00	0.00	0.00	0.00	0.00	0%
5. County Operations Grant ADA	0.00	0.00	0.00	0.00	0.00	0%
6. Charter School ADA (Enter Charter School ADA using Tab C. Charter School ADA)						

Description	ESTIMATED FUNDED ADA Original Budget (A)	ESTIMATED FUNDED ADA Board Approved Operating Budget (B)	ESTIMATED P-2 REPORT ADA Projected Year Totals (C)	ESTIMATED FUNDED ADA Projected Year Totals (D)	DIFFERENCE (Col. D - B) (E)	PERCENTAGE DIFFERENCE (Col. E / B) (F)
C. CHARTER SCHOOL ADA						
Authorizing LEAs reporting charter school SACS financial data in their Fund 01, 09, or 62 use this worksheet to report ADA for those charter schools						
Charter schools reporting SACS financial data separately from their authorizing LEAs in Fund 01 or Fund 62 use this worksheet to report their ADA						
FUND 01: Charter School ADA corresponding to SACS financial data reported in Fund 01						
1. Total Charter School Regular ADA	0.00	0.00	0.00	0.00	0.00	0%
2. Charter School County Program Alternative Education ADA						
a. County Group Home and Institution Pupils	0.00	0.00	0.00	0.00	0.00	0%
b. Juvenile Halls, Homes, and Camps	0.00	0.00	0.00	0.00	0.00	0%
c. Probation Referred, On Probation or Parole, Expelled per EC 48915(a) or (c) [EC 2574(c)(4)(A)]	0.00	0.00	0.00	0.00	0.00	0%
d. Total, Charter School County Program Alternative Education ADA (Sum of Lines C2a through C2c)	0.00	0.00	0.00	0.00	0.00	0%
3. Charter School Funded County Program ADA						
a. County Community Schools	0.00	0.00	0.00	0.00	0.00	0%
b. Special Education-Special Day Class	0.00	0.00	0.00	0.00	0.00	0%
c. Special Education-NPS/LCI	0.00	0.00	0.00	0.00	0.00	0%
d. Special Education Extended Year	0.00	0.00	0.00	0.00	0.00	0%
e. Other County Operated Programs: Opportunity Schools and Full Day Opportunity Classes, Specialized Secondary Schools	0.00	0.00	0.00	0.00	0.00	0%
f. Total, Charter School Funded County Program ADA (Sum of Lines C3a through C3e)	0.00	0.00	0.00	0.00	0.00	0%
4. TOTAL CHARTER SCHOOL ADA (Sum of Lines C1, C2d, and C3f)	0.00	0.00	0.00	0.00	0.00	0%
FUND 09 or 62: Charter School ADA corresponding to SACS financial data reported in Fund 09 or Fund 62						
5. Total Charter School Regular ADA	282.99	282.99	282.99	282.99	0.00	0%
6. Charter School County Program Alternative Education ADA						
a. County Group Home and Institution Pupils	0.00	0.00	0.00	0.00	0.00	0%
b. Juvenile Halls, Homes, and Camps	0.00	0.00	0.00	0.00	0.00	0%
c. Probation Referred, On Probation or Parole, Expelled per EC 48915(a) or (c) [EC 2574(c)(4)(A)]	0.00	0.00	0.00	0.00	0.00	0%
d. Total, Charter School County Program Alternative Education ADA (Sum of Lines C6a through C6c)	0.00	0.00	0.00	0.00	0.00	0%
7. Charter School Funded County Program ADA						
a. County Community Schools	0.00	0.00	0.00	0.00	0.00	0%
b. Special Education-Special Day Class	0.00	0.00	0.00	0.00	0.00	0%
c. Special Education-NPS/LCI	0.00	0.00	0.00	0.00	0.00	0%
d. Special Education Extended Year	0.00	0.00	0.00	0.00	0.00	0%
e. Other County Operated Programs: Opportunity Schools and Full Day Opportunity Classes, Specialized Secondary Schools	0.00	0.00	0.00	0.00	0.00	0%
f. Total, Charter School Funded County Program ADA (Sum of Lines C7a through C7e)	0.00	0.00	0.00	0.00	0.00	0%
8. TOTAL CHARTER SCHOOL ADA (Sum of Lines C5, C6d, and C7f)	282.99	282.99	282.99	282.99	0.00	0%
9. TOTAL CHARTER SCHOOL ADA Reported in Fund 01, 09, or 62 (Sum of Lines C4 and C8)	282.99	282.99	282.99	282.99	0.00	0%

This page left intentionally blank.

SAN JUAN UNIFIED SCHOOL DISTRICT
2020-21 PROJECTED
CASHFLOW WORKSHEET

	Object	BEG. BAL. (Ref. Only)	July	August	September	October	November	December	January
ESTIMATE THROUGH THE MONTH OF	June								
A. BEGINNING CASH			47,627,146.00	82,591,595.71	73,396,630.77	93,606,265.21	58,846,689.11	44,542,826.35	98,559,017.64
B. RECEIPTS									
Revenue Limit Sources									
Principal Apportionment	8010-8019		44,426,282.00	10,300,333.00	52,332,233.00	(31,217,535.00)	18,540,600.00	36,680,494.00	18,540,600.00
Property Taxes	8020-8079		0.00	0.00	(14.46)	0.00	1,127,780.51	0.00	62,947,647.14
Miscellaneous Funds	8080-8099		0.00	341,566.98	(4,079,052.00)	(2,454,205.00)	(1,757,593.33)	(1,757,591.48)	(1,757,591.48)
Federal	8100-8299		171,514.43	2,740,996.15	21,159,320.95	4,652,155.95	(2,388,251.17)	6,535,063.04	6,077,292.90
Other State	8300-8599		4,527,718.00	3,699,075.42	8,562,216.90	1,585,681.66	5,893,026.54	7,317,176.49	2,219,675.88
Other Local	8600-8799		318,895.96	274,274.85	412,708.10	439,387.12	797,470.68	552,062.00	578,330.58
Interfund Transfers In	8910-8929		0.00	0.00	0.00	0.00	0.00	0.00	0.00
All Other Financing Sources	8930-8979		0.00	0.00	0.00	0.00	0.00	0.00	0.00
TOTAL RECEIPTS			**49,444,410.39**	**17,356,246.40**	**78,387,412.49**	**(26,994,515.27)**	**22,213,033.23**	**49,327,204.05**	**88,605,955.02**
C. DISBURSEMENTS									
Certificated Salaries	1000-1999		1,890,691.84	15,175,438.05	18,338,318.90	18,228,287.64	18,848,820.50	18,766,472.56	18,462,959.79
Classified Salaries	2000-2999		2,883,142.56	5,324,801.59	5,692,111.24	5,560,369.46	5,996,321.99	6,409,841.10	6,220,665.47
Employee Benefits	3000-3999		1,411,421.88	5,201,184.34	11,453,690.39	11,439,108.78	11,316,093.07	11,428,897.33	11,583,787.76
Books and Supplies	4000-4999		48,072.82	1,271,685.19	1,722,020.99	2,049,113.29	2,403,530.22	3,187,437.84	2,955,855.23
Services	5000-5999		697,295.42	2,251,355.23	3,013,927.95	2,696,367.86	2,003,500.16	3,252,259.34	3,144,897.08
Equipment	6000-6599		0.00	0.00	103,973.79	0.00	12,458.35	37,043.24	149,538.01
Other Outgo	7000-7499		294,685.55	35,523.00	(129,019.07)	73,939.93	265,119.87	(667,129.92)	1,448,340.67
Interfund Transfers Out	7600-7629		0.00	2,000,000.00	0.00	2,915,000.00	0.00	0.00	0.00
All Other Financing Uses	7630-7699		0.00	0.00	0.00	0.00	0.00	0.00	0.00
TOTAL DISBURSEMENTS			**7,225,310.07**	**31,259,987.40**	**40,195,024.19**	**42,962,186.96**	**40,845,844.16**	**42,414,821.49**	**43,966,044.01**
D. BALANCE SHEET TRANSACTIONS									
Assets									
Cash Not In Treasury	9111-9199	12,738,861.03	149,752.64	0.00	(2,988.00)	(146,764.64)	0.00	0.00	0.00
Accounts Receivable	9200-9299	75,197,058.05	431,749.06	509,717.92	780,814.38	51,947,407.51	5,793,399.64	5,338,030.60	5,304,370.36
Due From Other Funds	9310	375,822.36	0.00	0.00	0.00	375,822.36	0.00	0.00	0.00
Stores	9320	56,545.62	5,993.05	(7,973.80)	(11,023.46)	7,555.63	(8,087.88)	42,327.24	14,466.09
Prepaid Expenditures	9330	253,831.12	0.00	0.00	194,531.58	(2,499.78)	0.00	0.00	0.00
Other Current Assets	9340	0.00	0.00	0.00	0.00	0.00	0.00	0.00	0.00
SUB TOTAL ASSETS		88,622,118.18	587,494.75	501,744.12	961,334.50	52,181,521.08	5,785,311.76	5,380,357.84	5,318,836.45
Liabilities									
Accounts Payable	9500-9599	(41,845,641.53)	7,842,145.36	(4,206,765.64)	17,250,065.92	2,600,961.51	1,456,363.59	1,456,363.59	1,456,363.59
Due To Other Funds	9610	(15,298,539.27)	0.00	0.00	1,700,000.00	13,598,539.27	0.00	(43,179,814.48)	43,179,814.48
Current Loans	9640	0.00	0.00	0.00	0.00	0.00	0.00	0.00	0.00
Deferred Revenues	9650	(778,650.31)	0.00	0.00	0.00	778,650.31	0.00	0.00	0.00
SUB TOTAL LIABILITIES		(57,922,831.11)	7,842,145.36	(4,206,765.64)	18,950,065.92	16,978,151.09	1,456,363.59	(41,723,450.89)	44,636,178.07
Non-operating									
Suspense Clearing		0.00	0.00	266.30	5,977.56	(6,243.86)	0.00	0.00	0.00
TOTAL BLANCE SHEET TRANSACTIONS		(30,699,287.07)	(7,254,650.61)	4,708,776.06	(17,982,753.86)	35,197,126.13	4,328,948.17	47,103,808.73	(39,317,341.62)
E. NET CHANGE (B - C + D)			**34,964,449.71**	**(9,194,964.94)**	**20,209,634.44**	**(34,759,576.10)**	**(14,303,862.76)**	**54,016,191.29**	**5,322,569.39**
F. ENDING CASH (A + E)			**82,591,595.71**	**73,396,630.77**	**93,606,265.21**	**58,846,689.11**	**44,542,826.35**	**98,559,017.64**	**103,881,587.03**
G. ENDING CASH, PLUS ACCRUALS AND ADJUSTMENTS									

SAN JUAN UNIFIED SCHOOL DISTRICT
2020-21 PROJECTED
CASHFLOW WORKSHEET

	Object	February	March	April	May	June	Accruals	Adjustments	TOTAL	BUDGET
ESTIMATE THROUGH THE MONTH OF	June									
A. BEGINNING CASH		103,881,587.03	75,096,959.01	63,755,066.89	75,351,145.33	39,305,171.11				
B. RECEIPTS										
Revenue Limit Sources										
Principal Apportionment	8010-8019	8,843,726.00	21,526,853.00	3,386,959.00	3,386,959.00	18,139,892.00	75,077,589.00		279,964,985.00	279,964,985.00
Property Taxes	8020-8079	10,312.66	6,544.08	44,247,828.26	10,825.87	471,067.53	4,566,941.41		113,388,933.00	113,388,933.00
Miscellaneous Funds	8080-8099	(1,756,584.59)	(3,865,355.00)	(1,350,100.65)	(727,206.53)	(1,582,062.59)	(3,654,443.33)		(24,400,219.00)	(24,400,219.00)
Federal	8100-8299	(494,043.26)	9,466,858.57	1,301,061.32	1,242,547.12	7,315,198.96	11,578,811.04		69,358,526.00	69,358,526.00
Other State	8300-8599	1,144,521.83	2,583,325.89	4,638,454.30	812,318.46	179,923.21	30,894,319.42		74,057,434.00	74,057,434.00
Other Local	8600-8799	305,863.60	155,318.94	678,363.38	(160,039.46)	187,401.70	1,269,787.55		5,809,825.00	5,809,825.00
Interfund Transfers In	8910-8929	0.00	0.00	0.00	0.00	0.00	0.00		0.00	0.00
All Other Financing Sources	8930-8979	0.00	0.00	0.00	0.00	0.00	0.00		0.00	0.00
TOTAL RECEIPTS		**8,053,796.24**	**29,873,545.48**	**52,902,565.61**	**4,565,404.46**	**24,711,420.81**	**119,733,005.09**	**0.00**	**518,179,484.00**	**518,179,484.00**
C. DISBURSEMENTS										
Certificated Salaries	1000-1999	22,400,390.81	18,816,115.17	18,412,096.46	18,164,952.31	18,803,920.22	1,502,840.75		207,811,305.00	207,811,305.00
Classified Salaries	2000-2999	6,075,779.83	6,377,928.83	6,885,265.31	6,125,338.39	4,632,769.75	1,617,850.48		69,802,186.00	69,802,186.00
Employee Benefits	3000-3999	12,010,720.94	11,658,318.13	11,705,445.65	11,471,669.23	35,192,133.11	(65,046.61)		145,807,424.00	145,807,424.00
Books and Supplies	4000-4999	2,190,597.87	2,899,304.64	1,565,415.28	1,367,789.55	5,542,614.39	27,642,261.69		54,845,699.00	54,845,699.00
Services	5000-5999	1,916,614.19	2,118,955.25	1,718,473.63	1,513,404.02	2,493,649.36	3,877,484.51		30,698,184.00	30,698,184.00
Equipment	6000-6599	13,895.83	0.00	0.00	38,429.46	31,045.97	281,637.35		668,022.00	668,022.00
Other Outgo	7000-7499	(4,047,776.58)	(689,450.14)	1,000,422.17	2,256,062.20	(1,119,969.97)	947,617.29		(331,635.00)	(331,635.00)
Interfund Transfers Out	7600-7629	0.00	0.00	0.00	0.00	4,884,841.27	(1,153,121.27)		8,646,720.00	8,646,720.00
All Other Financing Uses	7630-7699	0.00	0.00	0.00	0.00	0.00	0.00		0.00	0.00
TOTAL DISBURSEMENTS		**40,560,222.89**	**41,181,171.88**	**41,287,118.50**	**40,937,645.16**	**70,461,004.10**	**34,651,524.19**		**517,947,905.00**	**517,947,905.00**
D. BALANCE SHEET TRANSACTIONS										
Assets										
Cash Not In Treasury	9111-9199	0.00	0.00	0.00	0.00	0.00	0.00		0.00	
Accounts Receivable	9200-9299	5,177,995.30	(73,280.10)	(20,791.71)	318,386.29	(475,935.31)	(119,733,005.09)		(44,701,141.15)	
Due From Other Funds	9310	0.00	0.00	0.00	0.00	0.00	0.00		375,822.36	
Stores	9320	5,265.89	39,014.38	1,423.04	7,880.19	(40,294.75)	(60,000.00)		(3,454.38)	
Prepaid Expenditures	9330	(5,098.97)	0.00	0.00	0.00	66,898.29	(100,000.00)		153,831.12	
Other Current Assets	9340	0.00	0.00	0.00	0.00	0.00	0.00		0.00	
SUB TOTAL ASSETS		5,178,162.22	(34,265.72)	(19,368.67)	326,266.48	(449,331.77)	(119,893,005.09)		(44,174,942.05)	
Liabilities										
Accounts Payable	9500-9599	1,456,363.59	0.00	0.00	0.00	0.00	(34,651,524.19)		(5,339,662.68)	
Due To Other Funds	9610	0.00	0.00	0.00	0.00	(30,000,000.00)	0.00		(14,701,460.73)	
Current Loans	9640	0.00	0.00	0.00	0.00	0.00	0.00		0.00	
Deferred Revenues	9650	0.00	0.00	0.00	0.00	0.00	(700,000.00)		78,650.31	
SUB TOTAL LIABILITIES		1,456,363.59	0.00	0.00	0.00	(30,000,000.00)	(35,351,524.19)		(19,962,473.10)	
Non-operating										
Suspense Clearing		0.00	0.00	0.00	0.00	0.00	0.00		0.00	
TOTAL BLANCE SHEET TRANSACTIONS		3,721,798.63	(34,265.72)	(19,368.67)	326,266.48	29,550,668.23	(84,541,480.90)	0.00	64,137,415.15	
E. NET CHANGE (B - C + D)		**(28,784,628.02)**	**(11,341,892.12)**	**11,596,078.44**	**(36,045,974.22)**	**(16,198,915.06)**	**540,000.00**	**0.00**	**64,368,994.15**	**231,579.00**
F. ENDING CASH (A + E)		**75,096,959.01**	**63,755,066.89**	**75,351,145.33**	**39,305,171.11**	**23,106,256.05**				
G. ENDING CASH, PLUS ACCRUALS AND ADJUSTMENTS									**23,646,256.05**	

SAN JUAN UNIFIED SCHOOL DISTRICT
2021-22 PROJECTED
CASHFLOW WORKSHEET

	Object	BEG. BAL. (Ref. Only)	July	August	September	October	November	December	January
ESTIMATE THROUGH THE MONTH OF	June								
A. BEGINNING CASH			23,106,256.05	10,422,589.58	15,040,196.35	9,997,023.11	37,470,531.60	33,647,613.85	45,490,435.51
B. RECEIPTS									
Revenue Limit Sources									
Principal Apportionment	8010-8019		10,370,271.00	10,370,271.00	36,806,381.00	18,666,487.00	18,666,487.00	36,806,381.00	18,666,487.00
Property Taxes	8020-8079		0.00	0.00	(14.46)	0.00	1,127,780.51	0.00	62,947,647.14
Miscellaneous Funds	8080-8099		0.00	341,566.98	(4,079,052.00)	(2,454,205.00)	(1,757,593.33)	(1,757,591.48)	(1,757,591.48)
Federal	8100-8299		157,338.92	60,168.45	31,925.30	4,669,818.62	(2,234,163.22)	6,551,963.08	5,362,619.18
Other State	8300-8599		1,646,322.38	3,456,679.10	5,893,879.30	1,783,488.10	5,492,880.79	6,849,726.69	1,993,129.42
Other Local	8600-8799		106,607.13	91,690.26	137,968.59	146,887.40	266,594.97	184,554.69	193,336.29
Interfund Transfers In	8910-8929		0.00	0.00	0.00	0.00	0.00	0.00	0.00
All Other Financing Sources	8930-8979		0.00	0.00	0.00	0.00	0.00	0.00	0.00
TOTAL RECEIPTS			**12,280,539.43**	**14,320,375.79**	**38,791,087.73**	**22,812,476.12**	**21,561,986.72**	**48,635,033.98**	**87,405,627.55**
C. DISBURSEMENTS									
Certificated Salaries	1000-1999		1,930,183.96	15,288,587.94	18,004,112.74	18,093,191.83	18,430,086.86	18,346,018.86	18,047,674.19
Classified Salaries	2000-2999		2,946,795.40	5,442,360.37	5,870,676.16	5,736,998.76	6,102,306.72	6,529,037.27	6,333,817.97
Employee Benefits	3000-3999		1,436,631.73	5,294,084.32	11,654,388.76	11,678,764.62	11,438,417.39	11,555,291.96	11,726,371.04
Books and Supplies	4000-4999		24,866.98	657,814.00	635,101.39	345,692.41	(665,008.39)	(132,229.92)	1,592,385.84
Services	5000-5999		604,423.58	1,951,500.24	2,635,506.13	2,180,203.72	1,450,298.89	2,631,646.98	2,842,500.04
Equipment	6000-6599		0.00	0.00	81,094.08	0.00	9,716.86	28,891.78	116,631.78
Other Outgo	7000-7499		294,685.55	35,523.00	(40,162.95)	23,017.11	53,980.56	(236,223.85)	422,310.92
Interfund Transfers Out	7600-7629		0.00	0.00	0.00	1,196,081.16	(544,586.29)	(544,586.29)	(17,818.10)
All Other Financing Uses	7630-7699		0.00	0.00	0.00	0.00	0.00	0.00	0.00
TOTAL DISBURSEMENTS			**7,237,587.20**	**28,669,869.87**	**38,840,716.31**	**39,253,949.61**	**36,275,212.60**	**38,177,846.79**	**41,063,873.68**
D. BALANCE SHEET TRANSACTIONS									
Assets									
Cash Not In Treasury	9111-9199	12,738,861.03	81.00	0.00	0.00	0.00	0.00	0.00	0.00
Accounts Receivable	9200-9299	119,898,199.20	21,109,774.00	14,246,522.59	14,378,228.12	46,840,803.67	12,940,930.69	3,382,762.04	3,430,551.56
Due From Other Funds	9310	(0.00)	0.00	0.00	0.00	0.00	0.00	0.00	0.00
Stores	9320	60,000.00	6,359.17	(22,986.64)	2,828.83	8,017.20	(8,581.97)	44,913.02	15,349.83
Prepaid Expenditures	9330	100,000.00	0.00	0.00	76,638.19	(984.82)	0.00	0.00	0.00
Other Current Assets	9340	0.00	0.00	0.00	0.00	0.00	0.00	0.00	0.00
SUB TOTAL ASSETS		132,797,060.23	21,116,214.17	14,223,535.95	14,457,695.14	46,847,836.05	12,932,348.72	3,427,675.06	3,445,901.39
Liabilities									
Accounts Payable	9500-9599	(47,185,304.21)	8,842,832.87	(4,743,564.90)	19,451,239.80	2,932,854.07	2,042,040.59	2,042,040.59	2,042,040.59
Due To Other Funds	9610	(30,000,000.00)	30,000,000.00	0.00	0.00	0.00	0.00	0.00	0.00
Current Loans	9640	0.00	0.00	0.00	0.00	0.00	0.00	0.00	0.00
Deferred Revenues	9650	(700,000.00)	0.00	0.00	0.00	0.00	0.00	0.00	0.00
SUB TOTAL LIABILITIES		(77,885,304.21)	38,842,832.87	(4,743,564.90)	19,451,239.80	2,932,854.07	2,042,040.59	2,042,040.59	2,042,040.59
Non-operating									
Suspense Clearing		(0.00)	0.00	0.00	0.00	0.00	0.00	0.00	0.00
TOTAL BLANCE SHEET TRANSACTIONS		(54,911,756.02)	(17,726,618.70)	18,967,100.85	(4,993,544.66)	43,914,981.98	10,890,308.13	1,385,634.47	1,403,860.80
E. NET CHANGE (B - C + D)			**(12,683,666.47)**	**4,617,606.77**	**(5,043,173.24)**	**27,473,508.49**	**(3,822,917.75)**	**11,842,821.66**	**47,745,614.67**
F. ENDING CASH (A + E)			**10,422,589.58**	**15,040,196.35**	**9,997,023.11**	**37,470,531.60**	**33,647,613.85**	**45,490,435.51**	**93,236,050.18**
G. ENDING CASH, PLUS ACCRUALS AND ADJUSTMENTS									

SAN JUAN UNIFIED SCHOOL DISTRICT
2021-22 PROJECTED
CASHFLOW WORKSHEET

	Object	February	March	April	May	June	Accruals	Adjustments	TOTAL	BUDGET
ESTIMATE THROUGH THE MONTH OF	June									
A. BEGINNING CASH		93,236,050.18	72,429,360.00	79,793,133.29	110,720,318.55	95,277,258.16				
B. RECEIPTS										
Revenue Limit Sources										
Principal Apportionment	8010-8019	18,967,064.00	37,106,958.00	18,967,064.00	18,967,064.00	37,106,955.00	0.00		281,467,870.00	281,467,870.00
Property Taxes	8020-8079	10,312.66	6,544.08	44,247,828.26	10,825.87	471,067.53	4,566,941.41		113,388,933.00	113,388,933.00
Miscellaneous Funds	8080-8099	(1,756,584.59)	(3,865,355.00)	(1,350,100.65)	(727,206.53)	(1,582,062.59)	(3,654,443.33)		(24,400,219.00)	(24,400,219.00)
Federal	8100-8299	(467,555.03)	8,959,291.08	1,231,304.66	1,190,032.27	(3,027,568.15)	11,434,120.84		33,919,296.00	33,919,296.00
Other State	8300-8599	2,992,100.06	4,935,819.20	6,893,824.07	3,248,508.00	3,001,600.20	21,551,798.69		69,739,756.00	69,739,756.00
Other Local	8600-8799	102,250.40	51,923.22	226,777.32	(53,501.30)	62,648.51	4,468,679.52		5,986,417.00	5,986,417.00
Interfund Transfers In	8910-8929	0.00	0.00	0.00	0.00	0.00	0.00		0.00	0.00
All Other Financing Sources	8930-8979	0.00	0.00	0.00	0.00	0.00	0.00		0.00	0.00
TOTAL RECEIPTS		**19,847,587.50**	**47,195,180.58**	**70,216,697.66**	**22,635,722.31**	**36,032,640.50**	**38,367,097.13**	**0.00**	**480,102,053.00**	**480,102,053.00**
C. DISBURSEMENTS										
Certificated Salaries	1000-1999	22,067,348.92	18,408,206.16	17,995,748.45	17,743,442.03	18,395,756.49	1,534,231.57		204,284,590.00	204,284,590.00
Classified Salaries	2000-2999	6,184,303.41	6,496,105.70	7,019,650.97	6,235,445.30	4,695,190.90	1,750,561.07		71,343,250.00	71,343,250.00
Employee Benefits	3000-3999	12,168,709.22	11,803,590.69	11,852,418.70	11,610,206.95	36,186,574.33	6,286.29		148,411,736.00	148,411,736.00
Books and Supplies	4000-4999	1,072,282.92	1,553,951.55	647,381.04	513,065.81	3,350,462.37	18,774,674.00		28,370,440.00	28,370,440.00
Services	5000-5999	1,680,522.89	1,871,941.08	1,493,078.45	1,299,079.00	2,226,408.28	3,742,424.72		26,609,534.00	26,609,534.00
Equipment	6000-6599	10,838.02	0.00	0.00	29,972.96	24,214.22	219,662.30		521,022.00	521,022.00
Other Outgo	7000-7499	(1,288,601.22)	(243,172.02)	282,876.26	673,750.34	(377,190.56)	67,571.86		(331,635.00)	(331,635.00)
Interfund Transfers Out	7600-7629	(17,818.10)	(17,818.10)	(17,818.10)	(17,818.10)	2,903,515.22	(689,613.30)		2,231,720.00	2,231,720.00
All Other Financing Uses	7630-7699	0.00	0.00	0.00	0.00	0.00	0.00		0.00	0.00
TOTAL DISBURSEMENTS		**41,877,586.06**	**39,872,805.06**	**39,273,335.77**	**38,087,144.29**	**67,404,931.25**	**25,405,798.51**		**481,440,657.00**	**481,440,657.00**
D. BALANCE SHEET TRANSACTIONS										
Assets										
Cash Not In Treasury	9111-9199	0.00	0.00	0.00	0.00	0.00	0.00		81.00	
Accounts Receivable	9200-9299	3,261,770.19	0.00	(17,686.60)	0.00	159,540.95	(38,367,097.13)		81,366,100.08	
Due From Other Funds	9310	0.00	0.00	0.00	0.00	0.00	0.00		0.00	
Stores	9320	5,587.58	41,397.77	1,509.97	8,361.59	(20,987.45)	(60,000.00)		21,768.90	
Prepaid Expenditures	9330	(2,008.80)	0.00	0.00	0.00	26,355.43	(100,000.00)		0.00	
Other Current Assets	9340	0.00	0.00	0.00	0.00	0.00	0.00		0.00	
SUB TOTAL ASSETS		3,265,348.97	41,397.77	(16,176.63)	8,361.59	164,908.93	(38,527,097.13)		81,387,949.98	
Liabilities										
Accounts Payable	9500-9599	2,042,040.59	0.00	0.00	0.00	0.00	(25,405,798.51)		9,245,725.69	
Due To Other Funds	9610	0.00	0.00	0.00	0.00	0.00	0.00		30,000,000.00	
Current Loans	9640	0.00	0.00	0.00	0.00	0.00	0.00		0.00	
Deferred Revenues	9650	0.00	0.00	0.00	0.00	0.00	0.00		0.00	
SUB TOTAL LIABILITIES		2,042,040.59	0.00	0.00	0.00	0.00	(25,405,798.51)		39,245,725.69	
Non-operating										
Suspense Clearing		0.00	0.00	0.00	0.00	0.00	0.00		0.00	
TOTAL BLANCE SHEET TRANSACTIONS		1,223,308.38	41,397.77	(16,176.63)	8,361.59	164,908.93	(13,121,298.62)	0.00	(120,633,675.67)	
E. NET CHANGE (B - C + D)		**(20,806,690.18)**	**7,363,773.29**	**30,927,185.26**	**(15,443,060.39)**	**(31,207,381.82)**	**(160,000.00)**	**0.00**	**(121,972,279.67)**	**(1,338,604.00)**
F. ENDING CASH (A + E)		**72,429,360.00**	**79,793,133.29**	**110,720,318.55**	**95,277,258.16**	**64,069,876.34**				
G. ENDING CASH, PLUS ACCRUALS AND ADJUSTMENTS									**63,909,876.34**	

NOTICE OF CRITERIA AND STANDARDS REVIEW. This interim report was based upon and reviewed using the state-adopted Criteria and Standards. (Pursuant to Education Code (EC) sections 33129 and 42130)

Signed: _____ Date: _____
District Superintendent or Designee

NOTICE OF INTERIM REVIEW. All action shall be taken on this report during a regular or authorized special meeting of the governing board.

To the County Superintendent of Schools:
This interim report and certification of financial condition are hereby filed by the governing board of the school district. (Pursuant to EC Section 42131)

Meeting Date: December 15, 2020 Signed: _____
President of the Governing Board

CERTIFICATION OF FINANCIAL CONDITION

X POSITIVE CERTIFICATION
As President of the Governing Board of this school district, I certify that based upon current projections this district will meet its financial obligations for the current fiscal year and subsequent two fiscal years.

___ QUALIFIED CERTIFICATION
As President of the Governing Board of this school district, I certify that based upon current projections this district may not meet its financial obligations for the current fiscal year or two subsequent fiscal years.

___ NEGATIVE CERTIFICATION
As President of the Governing Board of this school district, I certify that based upon current projections this district will be unable to meet its financial obligations for the remainder of the current fiscal year or for the subsequent fiscal year.

Contact person for additional information on the interim report:

Name: Fil Duldulao Telephone: 916.971-7268

Title: Director, Fiscal Services E-mail: fil.duldulao@sanjuan.edu

Criteria and Standards Review Summary

The following summary is automatically completed based on data provided in the Criteria and Standards Review form (Form 01CSI). Criteria and standards that are "Not Met," and supplemental information and additional fiscal indicators that are "Yes," may indicate areas of potential concern, which could affect the interim report certification, and should be carefully reviewed.

CRITERIA AND STANDARDS			Met	Not Met
1	Average Daily Attendance	Funded ADA for any of the current or two subsequent fiscal years has not changed by more than two percent since budget adoption.	X	

CRITERIA AND STANDARDS (continued)			Met	Not Met
2	Enrollment	Projected enrollment for any of the current or two subsequent fiscal years has not changed by more than two percent since budget adoption.	X	
3	ADA to Enrollment	Projected second period (P-2) ADA to enrollment ratio for the current and two subsequent fiscal years is consistent with historical ratios.	X	
4	Local Control Funding Formula (LCFF) Revenue	Projected LCFF revenue for any of the current or two subsequent fiscal years has not changed by more than two percent since budget adoption.		X
5	Salaries and Benefits	Projected ratio of total unrestricted salaries and benefits to total unrestricted general fund expenditures has not changed by more than the standard for the current and two subsequent fiscal years.	X	
6a	Other Revenues	Projected operating revenues (federal, other state, other local) for the current and two subsequent fiscal years have not changed by more than five percent since budget adoption.		X
6b	Other Expenditures	Projected operating expenditures (books and supplies, services and other expenditures) for the current and two subsequent fiscal years have not changed by more than five percent since budget adoption.		X
7	Ongoing and Major Maintenance Account	If applicable, changes occurring since budget adoption meet the required contribution to the ongoing and major maintenance account (i.e., restricted maintenance account).	X	
8	Deficit Spending	Unrestricted deficit spending, if any, has not exceeded the standard in any of the current or two subsequent fiscal years.	X	
9a	Fund Balance	Projected general fund balance will be positive at the end of the current and two subsequent fiscal years.	X	
9b	Cash Balance	Projected general fund cash balance will be positive at the end of the current fiscal year.	X	
10	Reserves	Available reserves (e.g., reserve for economic uncertainties, unassigned/unappropriated amounts) meet minimum requirements for the current and two subsequent fiscal years.	X	

SUPPLEMENTAL INFORMATION			No	Yes
S1	Contingent Liabilities	Have any known or contingent liabilities (e.g., financial or program audits, litigation, state compliance reviews) occurred since budget adoption that may impact the budget?	X	
S2	Using One-time Revenues to Fund Ongoing Expenditures	Are there ongoing general fund expenditures funded with one-time revenues that have changed since budget adoption by more than five percent?	X	
S3	Temporary Interfund Borrowings	Are there projected temporary borrowings between funds?	X	
S4	Contingent Revenues	Are any projected revenues for any of the current or two subsequent fiscal years contingent on reauthorization by the local government, special legislation, or other definitive act (e.g., parcel taxes, forest reserves)?	X	
S5	Contributions	Have contributions from unrestricted to restricted resources, or transfers to or from the general fund to cover operating deficits, changed since budget adoption by more than $20,000 and more than 5% for any of the current or two subsequent fiscal years?		X

SUPPLEMENTAL INFORMATION (continued)			No	Yes
S6	Long-term Commitments	Does the district have long-term (multiyear) commitments or debt agreements?		X
		• If yes, have annual payments for the current or two subsequent fiscal years increased over prior year's (2019-20) annual payment?		X
		• If yes, will funding sources used to pay long-term commitments decrease or expire prior to the end of the commitment period, or are they one-time sources?	X	
S7a	Postemployment Benefits Other than Pensions	Does the district provide postemployment benefits other than pensions (OPEB)?		X
		• If yes, have there been changes since budget adoption in OPEB liabilities?	X	
S7b	Other Self-insurance Benefits	Does the district operate any self-insurance programs (e.g., workers' compensation)?		X
		• If yes, have there been changes since budget adoption in self-insurance liabilities?		X
S8	Status of Labor Agreements	As of first interim projections, are salary and benefit negotiations still unsettled for:		
		• Certificated? (Section S8A, Line 1b)	X	
		• Classified? (Section S8B, Line 1b)		X
		• Management/supervisor/confidential? (Section S8C, Line 1b)	X	
S8	Labor Agreement Budget Revisions	For negotiations settled since budget adoption, per Government Code Section 3547.5(c), are budget revisions still needed to meet the costs of the collective bargaining agreement(s) for:		
		• Certificated? (Section S8A, Line 3)	n/a	
		• Classified? (Section S8B, Line 3)	n/a	
S9	Status of Other Funds	Are any funds other than the general fund projected to have a negative fund balance at the end of the current fiscal year?	X	

ADDITIONAL FISCAL INDICATORS			No	Yes
A1	Negative Cash Flow	Do cash flow projections show that the district will end the current fiscal year with a negative cash balance in the general fund?	X	
A2	Independent Position Control	Is personnel position control independent from the payroll system?	X	
A3	Declining Enrollment	Is enrollment decreasing in both the prior and current fiscal years?	X	
A4	New Charter Schools Impacting District Enrollment	Are any new charter schools operating in district boundaries that are impacting the district's enrollment, either in the prior or current fiscal year?	X	
A5	Salary Increases Exceed COLA	Has the district entered into a bargaining agreement where any of the current or subsequent fiscal years of the agreement would result in salary increases that are expected to exceed the projected state funded cost-of-living adjustment?	X	
A6	Uncapped Health Benefits	Does the district provide uncapped (100% employer paid) health benefits for current or retired employees?		X
A7	Independent Financial System	Is the district's financial system independent from the county office system?		X
A8	Fiscal Distress Reports	Does the district have any reports that indicate fiscal distress? If yes, provide copies to the COE, pursuant to EC 42127.6(a).	X	
A9	Change of CBO or Superintendent	Have there been personnel changes in the superintendent or chief business official (CBO) positions within the last 12 months?	X	

Description	Object Codes	Projected Year Totals (Form 01I) (A)	% Change (Cols. C-A/A) (B)	2021-22 Projection (C)	% Change (Cols. E-C/C) (D)	2022-23 Projection (E)
(Enter projections for subsequent years 1 and 2 in Columns C and E; current year - Column A - is extracted)						
A. REVENUES AND OTHER FINANCING SOURCES						
1. LCFF/Revenue Limit Sources	8010-8099	367,246,847.00	0.41%	368,749,732.00	0.00%	368,749,732.00
2. Federal Revenues	8100-8299	0.00	0.00%		0.00%	
3. Other State Revenues	8300-8599	7,438,389.00	1.66%	7,561,969.00	0.00%	7,561,969.00
4. Other Local Revenues	8600-8799	1,914,944.00	-3.35%	1,850,768.00	0.00%	1,850,768.00
5. Other Financing Sources						
a. Transfers In	8900-8929	0.00	0.00%		0.00%	
b. Other Sources	8930-8979	0.00	0.00%		0.00%	
c. Contributions	8980-8999	(53,974,622.00)	1.27%	(54,657,958.00)	5.24%	(57,523,893.00)
6. Total (Sum lines A1 thru A5c)		322,625,558.00	0.27%	323,504,511.00	-0.89%	320,638,576.00
B. EXPENDITURES AND OTHER FINANCING USES						
1. Certificated Salaries						
a. Base Salaries				161,017,877.00		161,833,863.00
b. Step & Column Adjustment				1,432,873.00		1,439,989.00
c. Cost-of-Living Adjustment				0.00		
d. Other Adjustments				(616,887.00)		2,420.00
e. Total Certificated Salaries (Sum lines B1a thru B1d)	1000-1999	161,017,877.00	0.51%	161,833,863.00	0.89%	163,276,272.00
2. Classified Salaries						
a. Base Salaries				40,819,725.00		42,096,378.00
b. Step & Column Adjustment				354,720.00		365,855.00
c. Cost-of-Living Adjustment				0.00		
d. Other Adjustments				921,933.00		689,905.00
e. Total Classified Salaries (Sum lines B2a thru B2d)	2000-2999	40,819,725.00	3.13%	42,096,378.00	2.51%	43,152,138.00
3. Employee Benefits	3000-3999	87,008,260.00	3.27%	89,849,380.00	9.96%	98,802,796.00
4. Books and Supplies	4000-4999	10,032,772.00	0.05%	10,037,686.00	0.00%	10,037,234.00
5. Services and Other Operating Expenditures	5000-5999	20,387,912.00	-2.50%	19,877,910.00	3.63%	20,599,511.00
6. Capital Outlay	6000-6999	147,000.00	-100.00%		0.00%	
7. Other Outgo (excluding Transfers of Indirect Costs)	7100-7299, 7400-7499	1,010,405.00	0.00%	1,010,405.00	0.00%	1,010,405.00
8. Other Outgo - Transfers of Indirect Costs	7300-7399	(7,672,111.00)	-13.86%	(6,608,825.00)	1.80%	(6,727,831.00)
9. Other Financing Uses						
a. Transfers Out	7600-7629	1,727,872.00	-86.81%	227,872.00	0.00%	227,872.00
b. Other Uses	7630-7699	0.00	0.00%		0.00%	
10. Other Adjustments (Explain in Section F below)						
11. Total (Sum lines B1 thru B10)		314,479,712.00	1.22%	318,324,669.00	3.79%	330,378,397.00
C. NET INCREASE (DECREASE) IN FUND BALANCE (Line A6 minus line B11)		8,145,846.00		5,179,842.00		(9,739,821.00)
D. FUND BALANCE						
1. Net Beginning Fund Balance (Form 01I, line F1e)		51,362,045.72		59,507,891.72		64,687,733.72
2. Ending Fund Balance (Sum lines C and D1)		59,507,891.72		64,687,733.72		54,947,912.72
3. Components of Ending Fund Balance (Form 01I)						
a. Nonspendable	9710-9719	500,000.00		500,000.00		500,000.00
b. Restricted	9740					
c. Committed						
1. Stabilization Arrangements	9750	0.00				
2. Other Commitments	9760	0.00				
d. Assigned	9780	5,344,019.00		6,628,851.00		6,861,792.00
e. Unassigned/Unappropriated						
1. Reserve for Economic Uncertainties	9789	10,360,000.00		9,630,000.00		9,890,000.00
2. Unassigned/Unappropriated	9790	43,303,872.72		47,928,882.72		37,696,120.72
f. Total Components of Ending Fund Balance (Line D3f must agree with line D2)		59,507,891.72		64,687,733.72		54,947,912.72

Description	Object Codes	Projected Year Totals (Form 01I) (A)	% Change (Cols. C-A/A) (B)	2021-22 Projection (C)	% Change (Cols. E-C/C) (D)	2022-23 Projection (E)
E. AVAILABLE RESERVES						
1. General Fund						
a. Stabilization Arrangements	9750	0.00		0.00		0.00
b. Reserve for Economic Uncertainties	9789	10,360,000.00		9,630,000.00		9,890,000.00
c. Unassigned/Unappropriated	9790	43,303,872.72		47,928,882.72		37,696,120.72
(Enter other reserve projections in Columns C and E for subsequent years 1 and 2; current year - Column A - is extracted)						
2. Special Reserve Fund - Noncapital Outlay (Fund 17)						
a. Stabilization Arrangements	9750	0.00				
b. Reserve for Economic Uncertainties	9789	0.00				
c. Unassigned/Unappropriated	9790	0.00				
3. Total Available Reserves (Sum lines E1a thru E2c)		53,663,872.72		57,558,882.72		47,586,120.72

F. ASSUMPTIONS

Please provide below or on a separate attachment, the assumptions used to determine the projections for the first and second subsequent fiscal years. Further, please include an explanation for any significant expenditure adjustments projected in lines B1d, B2d, and B10. For additional information, please refer to the Budget Assumptions section of the SACS Financial Reporting Software User Guide.

See major budget assumption pages

Description	Object Codes	Projected Year Totals (Form 01I) (A)	% Change (Cols. C-A/A) (B)	2021-22 Projection (C)	% Change (Cols. E-C/C) (D)	2022-23 Projection (E)
(Enter projections for subsequent years 1 and 2 in Columns C and E; current year - Column A - is extracted)						
A. REVENUES AND OTHER FINANCING SOURCES						
1. LCFF/Revenue Limit Sources	8010-8099	1,706,852.00	0.00%	1,706,852.00	0.00%	1,706,852.00
2. Federal Revenues	8100-8299	69,358,526.00	-51.10%	33,919,296.00	0.74%	34,168,987.00
3. Other State Revenues	8300-8599	66,619,045.00	-6.67%	62,177,787.00	0.00%	62,177,787.00
4. Other Local Revenues	8600-8799	3,894,881.00	6.18%	4,135,649.00	0.00%	4,135,649.00
5. Other Financing Sources						
a. Transfers In	8900-8929	0.00	0.00%		0.00%	
b. Other Sources	8930-8979	0.00	0.00%		0.00%	
c. Contributions	8980-8999	53,974,622.00	1.27%	54,657,958.00	5.24%	57,523,893.00
6. Total (Sum lines A1 thru A5c)		195,553,926.00	-19.92%	156,597,542.00	1.99%	159,713,168.00
B. EXPENDITURES AND OTHER FINANCING USES						
1. Certificated Salaries						
a. Base Salaries				46,793,428.00		42,450,727.00
b. Step & Column Adjustment				379,323.00		380,450.00
c. Cost-of-Living Adjustment						
d. Other Adjustments				(4,722,024.00)		(191,097.00)
e. Total Certificated Salaries (Sum lines B1a thru B1d)	1000-1999	46,793,428.00	-9.28%	42,450,727.00	0.45%	42,640,080.00
2. Classified Salaries						
a. Base Salaries				28,982,461.00		29,246,872.00
b. Step & Column Adjustment				258,000.00		263,220.00
c. Cost-of-Living Adjustment						
d. Other Adjustments				6,411.00		83,849.00
e. Total Classified Salaries (Sum lines B2a thru B2d)	2000-2999	28,982,461.00	0.91%	29,246,872.00	1.19%	29,593,941.00
3. Employee Benefits	3000-3999	58,799,164.00	-0.40%	58,562,356.00	6.72%	62,500,407.00
4. Books and Supplies	4000-4999	44,812,927.00	-59.09%	18,332,754.00	-19.92%	14,681,570.00
5. Services and Other Operating Expenditures	5000-5999	10,310,272.00	-34.71%	6,731,624.00	-1.84%	6,607,713.00
6. Capital Outlay	6000-6999	521,022.00	0.00%	521,022.00	0.00%	521,022.00
7. Other Outgo (excluding Transfers of Indirect Costs)	7100-7299, 7400-7499	0.00	0.00%		0.00%	
8. Other Outgo - Transfers of Indirect Costs	7300-7399	6,330,071.00	-16.80%	5,266,785.00	2.26%	5,385,791.00
9. Other Financing Uses						
a. Transfers Out	7600-7629	6,918,848.00	-71.04%	2,003,848.00	0.00%	2,003,848.00
b. Other Uses	7630-7699	0.00	0.00%		0.00%	
10. Other Adjustments (Explain in Section F below)						
11. Total (Sum lines B1 thru B10)		203,468,193.00	-19.83%	163,115,988.00	0.50%	163,934,372.00
C. NET INCREASE (DECREASE) IN FUND BALANCE (Line A6 minus line B11)		(7,914,267.00)		(6,518,446.00)		(4,221,204.00)
D. FUND BALANCE						
1. Net Beginning Fund Balance (Form 01I, line F1e)		26,964,387.35		19,050,120.35		12,531,674.35
2. Ending Fund Balance (Sum lines C and D1)		19,050,120.35		12,531,674.35		8,310,470.35
3. Components of Ending Fund Balance (Form 01I)						
a. Nonspendable	9710-9719	0.00				
b. Restricted	9740	19,050,120.35		12,531,674.35		8,310,470.35
c. Committed						
1. Stabilization Arrangements	9750					
2. Other Commitments	9760					
d. Assigned	9780					
e. Unassigned/Unappropriated						
1. Reserve for Economic Uncertainties	9789					
2. Unassigned/Unappropriated	9790	0.00		0.00		0.00
f. Total Components of Ending Fund Balance (Line D3f must agree with line D2)		19,050,120.35		12,531,674.35		8,310,470.35

Description	Object Codes	Projected Year Totals (Form 01I) (A)	% Change (Cols. C-A/A) (B)	2021-22 Projection (C)	% Change (Cols. E-C/C) (D)	2022-23 Projection (E)
E. AVAILABLE RESERVES						
1. General Fund						
a. Stabilization Arrangements	9750					
b. Reserve for Economic Uncertainties	9789					
c. Unassigned/Unappropriated Amount	9790					
(Enter current year reserve projections in Column A, and other reserve projections in Columns C and E for subsequent years 1 and 2)						
2. Special Reserve Fund - Noncapital Outlay (Fund 17)						
a. Stabilization Arrangements	9750					
b. Reserve for Economic Uncertainties	9789					
c. Unassigned/Unappropriated	9790					
3. Total Available Reserves (Sum lines E1a thru E2c)						

F. ASSUMPTIONS

Please provide below or on a separate attachment, the assumptions used to determine the projections for the first and second subsequent fiscal years. Further, please include an explanation for any significant expenditure adjustments projected in lines B1d, B2d, and B10. For additional information, please refer to the Budget Assumptions section of the SACS Financial Reporting Software User Guide.

See Major Assumptions pages.

Description	Object Codes	Projected Year Totals (Form 01I) (A)	% Change (Cols. C-A/A) (B)	2021-22 Projection (C)	% Change (Cols. E-C/C) (D)	2022-23 Projection (E)
(Enter projections for subsequent years 1 and 2 in Columns C and E; current year - Column A - is extracted)						
A. REVENUES AND OTHER FINANCING SOURCES						
1. LCFF/Revenue Limit Sources	8010-8099	368,953,699.00	0.41%	370,456,584.00	0.00%	370,456,584.00
2. Federal Revenues	8100-8299	69,358,526.00	-51.10%	33,919,296.00	0.74%	34,168,987.00
3. Other State Revenues	8300-8599	74,057,434.00	-5.83%	69,739,756.00	0.00%	69,739,756.00
4. Other Local Revenues	8600-8799	5,809,825.00	3.04%	5,986,417.00	0.00%	5,986,417.00
5. Other Financing Sources						
a. Transfers In	8900-8929	0.00	0.00%	0.00	0.00%	0.00
b. Other Sources	8930-8979	0.00	0.00%	0.00	0.00%	0.00
c. Contributions	8980-8999	0.00	0.00%	0.00	0.00%	0.00
6. Total (Sum lines A1 thru A5c)		518,179,484.00	-7.35%	480,102,053.00	0.05%	480,351,744.00
B. EXPENDITURES AND OTHER FINANCING USES						
1. Certificated Salaries						
a. Base Salaries				207,811,305.00		204,284,590.00
b. Step & Column Adjustment				1,812,196.00		1,820,439.00
c. Cost-of-Living Adjustment				0.00		0.00
d. Other Adjustments				(5,338,911.00)		(188,677.00)
e. Total Certificated Salaries (Sum lines B1a thru B1d)	1000-1999	207,811,305.00	-1.70%	204,284,590.00	0.80%	205,916,352.00
2. Classified Salaries						
a. Base Salaries				69,802,186.00		71,343,250.00
b. Step & Column Adjustment				612,720.00		629,075.00
c. Cost-of-Living Adjustment				0.00		0.00
d. Other Adjustments				928,344.00		773,754.00
e. Total Classified Salaries (Sum lines B2a thru B2d)	2000-2999	69,802,186.00	2.21%	71,343,250.00	1.97%	72,746,079.00
3. Employee Benefits	3000-3999	145,807,424.00	1.79%	148,411,736.00	8.69%	161,303,203.00
4. Books and Supplies	4000-4999	54,845,699.00	-48.27%	28,370,440.00	-12.87%	24,718,804.00
5. Services and Other Operating Expenditures	5000-5999	30,698,184.00	-13.32%	26,609,534.00	2.25%	27,207,224.00
6. Capital Outlay	6000-6999	668,022.00	-22.01%	521,022.00	0.00%	521,022.00
7. Other Outgo (excluding Transfers of Indirect Costs)	7100-7299, 7400-7499	1,010,405.00	0.00%	1,010,405.00	0.00%	1,010,405.00
8. Other Outgo - Transfers of Indirect Costs	7300-7399	(1,342,040.00)	0.00%	(1,342,040.00)	0.00%	(1,342,040.00)
9. Other Financing Uses						
a. Transfers Out	7600-7629	8,646,720.00	-74.19%	2,231,720.00	0.00%	2,231,720.00
b. Other Uses	7630-7699	0.00	0.00%	0.00	0.00%	0.00
10. Other Adjustments				0.00		0.00
11. Total (Sum lines B1 thru B10)		517,947,905.00	-7.05%	481,440,657.00	2.67%	494,312,769.00
C. NET INCREASE (DECREASE) IN FUND BALANCE (Line A6 minus line B11)		231,579.00		(1,338,604.00)		(13,961,025.00)
D. FUND BALANCE						
1. Net Beginning Fund Balance (Form 01I, line F1e)		78,326,433.07		78,558,012.07		77,219,408.07
2. Ending Fund Balance (Sum lines C and D1)		78,558,012.07		77,219,408.07		63,258,383.07
3. Components of Ending Fund Balance (Form 01I)						
a. Nonspendable	9710-9719	500,000.00		500,000.00		500,000.00
b. Restricted	9740	19,050,120.35		12,531,674.35		8,310,470.35
c. Committed						
1. Stabilization Arrangements	9750	0.00		0.00		0.00
2. Other Commitments	9760	0.00		0.00		0.00
d. Assigned	9780	5,344,019.00		6,628,851.00		6,861,792.00
e. Unassigned/Unappropriated						
1. Reserve for Economic Uncertainties	9789	10,360,000.00		9,630,000.00		9,890,000.00
2. Unassigned/Unappropriated	9790	43,303,872.72		47,928,882.72		37,696,120.72
f. Total Components of Ending Fund Balance (Line D3f must agree with line D2)		78,558,012.07		77,219,408.07		63,258,383.07

Description	Object Codes	Projected Year Totals (Form 01I) (A)	% Change (Cols. C-A/A) (B)	2021-22 Projection (C)	% Change (Cols. E-C/C) (D)	2022-23 Projection (E)
E. AVAILABLE RESERVES (Unrestricted except as noted)						
1. General Fund						
a. Stabilization Arrangements	9750	0.00		0.00		0.00
b. Reserve for Economic Uncertainties	9789	10,360,000.00		9,630,000.00		9,890,000.00
c. Unassigned/Unappropriated	9790	43,303,872.72		47,928,882.72		37,696,120.72
d. Negative Restricted Ending Balances						
(Negative resources 2000-9999)	979Z			0.00		0.00
2. Special Reserve Fund - Noncapital Outlay (Fund 17)						
a. Stabilization Arrangements	9750	0.00		0.00		0.00
b. Reserve for Economic Uncertainties	9789	0.00		0.00		0.00
c. Unassigned/Unappropriated	9790	0.00		0.00		0.00
3. Total Available Reserves - by Amount (Sum lines E1 thru E2c)		53,663,872.72		57,558,882.72		47,586,120.72
4. Total Available Reserves - by Percent (Line E3 divided by Line F3c)		10.36%		11.96%		9.63%
F. RECOMMENDED RESERVES						
1. Special Education Pass-through Exclusions						
For districts that serve as the administrative unit (AU) of a						
special education local plan area (SELPA):						
a. Do you choose to exclude from the reserve calculation						
the pass-through funds distributed to SELPA members?	Yes					
b. If you are the SELPA AU and are excluding special						
education pass-through funds:						
1. Enter the name(s) of the SELPA(s):						
San Juan Unified School District						
2. Special education pass-through funds						
(Column A: Fund 10, resources 3300-3499 and 6500-6540,						
objects 7211-7213 and 7221-7223; enter projections for						
subsequent years 1 and 2 in Columns C and E)		4,627,521.00		4,627,521.00		4,627,521.00
2. District ADA						
Used to determine the reserve standard percentage level on line F3d						
(Col. A: Form AI, Estimated P-2 ADA column, Lines A4 and C4; enter projections)		37,436.91		37,462.08		37,462.08
3. Calculating the Reserves						
a. Expenditures and Other Financing Uses (Line B11)		517,947,905.00		481,440,657.00		494,312,769.00
b. Plus: Special Education Pass-through Funds (Line F1b2, if Line F1a is No)		0.00		0.00		0.00
c. Total Expenditures and Other Financing Uses (Line F3a plus line F3b)		517,947,905.00		481,440,657.00		494,312,769.00
d. Reserve Standard Percentage Level						
(Refer to Form 01CSI, Criterion 10 for calculation details)		2%		2%		2%
e. Reserve Standard - By Percent (Line F3c times F3d)		10,358,958.10		9,628,813.14		9,886,255.38
f. Reserve Standard - By Amount						
(Refer to Form 01CSI, Criterion 10 for calculation details)		0.00		0.00		0.00
g. Reserve Standard (Greater of Line F3e or F3f)		10,358,958.10		9,628,813.14		9,886,255.38
h. Available Reserves (Line E3) Meet Reserve Standard (Line F3g)		YES		YES		YES

PLANNING FACTORS - MULTI-YEAR PROJECTIONS

Dollars relate to unrestricted General Fund unless otherwise noted	First Interim 2020-21 Budget Assumptions		
	2020-21	2021-22	2022-23
AVERAGE DAILY ATTENDANCE (ADA)			
Actual P-2	37,437	37,462	37,462
Funded	37,509	37,534	37,534
Change from prior year	-	25.17	-
% change from prior	0.00%	0.07%	0.00%
LCFF REVENUES			
State Funded COLA	0.00%	0.00%	0.00%
LCFF Targeted Student %, 3 yr avg	55.41%	55.84%	55.84%
Transportation and TIIG Growth	$ -	$ -	$ -
Supplemental Grant Growth	$ 180,985	$ 1,027,842	$ -
Base Grant Growth	$ 17,941	$ 475,043	$ -
TOTAL LCFF FUNDING	**$ 367,246,847**	**$ 368,749,732**	**$ 368,749,732**
Transportation and TIIG	$ 7,581,042	$ 7,581,042	$ 7,581,042
Supplemental Grant	$ 36,478,187	$ 37,506,029	$ 37,506,029
Base Grant	$ 323,187,618	$ 323,662,661	$ 323,662,661
	ok	ok	ok
TOTAL LCFF FUNDING PER ADA	**$ 9,791**	**$ 9,824**	**$ 9,824**
Supplemental Grant	**$ 973**	**$ 999**	**$ 999**
$ Growth from prior year	$ 5	$ 26	$ -
% Growth from prior year	0.5%	2.7%	0.0%
Base Grant	**$ 8,616**	**$ 8,623**	**$ 8,623**
$ Growth from prior year	$ 0	$ 7	$ -
% Growth from prior year	0.0%	0.1%	0.0%
Transportation and TIIG	**$ 202**	**$ 202**	**$ 202**
FEDERAL REVENUES			
Special Education-restricted	$ 12,401,711	$ 12,401,711	$ 12,401,711
Change from prior year	$ 2,219,275	$ -	$ -
Title I, NCLB, Part A, Low Income - restricted	$ 15,296,071	$ 15,182,057	$ 15,682,057
Change from prior year	$ 1,837,054	$ (114,014)	$ 500,000
All Other Federal Programs - unrestricted & restricted	$ 41,660,744	$ 6,335,528	$ 6,085,219
Change from prior year	$ 35,761,929	$ (35,325,216)	$ (250,309)

PLANNING FACTORS - MULTI-YEAR PROJECTIONS

Dollars relate to unrestricted General Fund unless otherwise noted	First Interim 2020-21 Budget Assumptions		
	2020-21	**2021-22**	**2022-23**
OTHER STATE REVENUES			
Special Education (RS 6500) - restricted	$ 31,219,890	$ 31,219,890	$ 31,219,890
Change from prior year	$ 4,606,342	$ -	$ -
Special Education Mental Health - restricted	$ 2,796,161	$ 2,796,161	$ 2,796,161
Change from prior year	$ -	$ -	$ -
Mandate Block Grant	$ 1,556,785	$ 1,556,785	$ 1,556,785
Change from prior year	$ (8,438)	$ -	$ -
Mandate Cost Reimbursement	$ -	$ -	$ -
Change from prior year	$ -	$ -	$ -
One-time funding			
Lottery-unrestricted	$ 5,747,084	$ 5,865,374	$ 5,865,374
Change from prior year	$ (243,204)	$ 118,290	$ -
$ per qualified ADA	$ 150	$ 150	$ 150
Lottery-restricted	$ 1,793,802	$ 1,916,022	$ 1,916,022
Change from prior year	$ (350,078)	$ 122,220	$ -
$ per qualified ADA	$ 49	$ 49	$ 49
OTHER LOCAL REVENUES			
ROP pass-through from SCOE	$ -	$ -	$ -
Change from prior year	$ -	$ -	$ -
All Other Local Revenue	$ 1,914,944	$ 1,850,768	$ 1,850,768
Change from prior year	$ (1,184,801)	$ (64,176)	$ -

PLANNING FACTORS - MULTI-YEAR PROJECTIONS

Dollars relate to unrestricted General Fund unless otherwise noted	First Interim 2020-21 Budget Assumptions		
	2020-21	2021-22	2022-23
EXPENDITURES			
Staffing FTE			
Includes Unschool staffing			
Certificated			
Reg. Ed. based on enrollment	1,350.13	1,389.99	1,389.99
Change from prior year	(46.14)	39.86	-
Reg. Ed. Reserve	8.00	8.00	8.00
Change from prior year	2.00	-	-
Reg. Ed. Other Tchr (beyond ratio)	35.01	(11.85)	(11.85)
Change from prior year	31.76	(46.86)	-
Reg. Ed. Other Certificated	93.06	93.06	93.06
Change from prior year	(8.23)	0.00	0.00
Reg. Ed. Class Size Reduction	127.75	130.15	130.15
Change from prior year	2.56	2.40	0.00
Expense	$ 12,043,328	$ 12,321,174	$ 12,670,958
Change from prior year	$ 221,505	$ 277,846	$ 349,784
Grade Span implemented	Sixth grade	Fully Implemented	Fully Implemented
Supplemental Grant	172.10	170.10	170.10
Change from prior year	(20.10)	(2.00)	0.00
Expense	$ 15,688,104	$ 15,582,886	$ 15,723,132
Change from prior year	$ (1,700,433)	$ (105,218)	$ 140,246
Classified			
Reg. Ed. based on enrollment	193.38	193.38	193.38
Change from prior year	0.50	-	-
Reg. Ed. Classified Other, includes reductions	605.38	605.38	605.38
Change from prior year	(9.75)	-	-
Supplemental Grant	106.58	106.58	106.58
Change from prior year	(4.69)	0.00	0.00
Expense	$ 3,923,579	$ 3,958,891	$ 3,994,521
Change from prior year	$ 239,206	$ 35,312	$ 35,630

PLANNING FACTORS - MULTI-YEAR PROJECTIONS

Dollars relate to unrestricted General Fund unless otherwise noted	First Interim 2020-21 Budget Assumptions		
	2020-21	2021-22	2022-23
EXPENDITURES			
Staffing FTE			
Management			
Reg. Ed. based on enrollment	91.00	91.00	91.00
Change from prior year	0.00	0.00	-
Reg. Ed. Other Management, including reductions	43.32	43.51	43.51
Change from prior year	0.09	0.19	-
Other Staffing Costs			
Salary Cost of Living Adjustment (COLA)	$ 23,008,671	$ 23,008,671	$ 23,008,671
Change from prior year	$ -	$ -	$ -
Minimum wage (estimated impact)-unrestricted and restricted	$ 327,391	$ 1,177,391	$ 2,177,391
Change from prior year	$ 200,000	$ 850,000	$ 1,000,000
Other Collective Bargaining, includes One-Time 2% , Optional Prof Development days, etc.	$ 2,786,502	$ 2,786,502	$ 2,786,502
Change from prior year	$ (5,093,765)	$ -	$ -
Step and Column (net of retirements) General Fund Unrestricted & Restricted	$ 2,965,467	$ 3,016,677	$ 3,007,547
Certificated non management %	0.90%	0.90%	0.90%
Certificated management %	0.70%	0.80%	0.80%
Classified %	0.90%	0.90%	0.90%
Benefits			
Medical Insurance	$ 37,119,215	$ 38,560,217	$ 41,211,849
Change due to rate change	$ (671,253)	$ 1,484,769	$ 2,892,016
Premium rate change; % annualized	1.50%	4.00%	7.50%
Retiree Medical Insurance (unrestricted and restricted)	$ 5,782,436	$ 5,782,436	$ 5,782,436
Change due to rate change & transfers	$ 254,855	$ -	$ -
Affordable Care Act (30 hour plus)	$ 30,000	$ 30,000	$ 30,000
Change from prior year	$ -	$ -	$ -
Unemployment Insurance	$ 104,047	$ 104,047	$ 104,047
Change due to rate change	$ -	$ -	$ -
% of qualified payroll	0.05%	0.05%	0.05%

PLANNING FACTORS - MULTI-YEAR PROJECTIONS

Dollars relate to unrestricted General Fund unless otherwise noted	First Interim 2020-21 Budget Assumptions		
	2020-21	2021-22	2022-23
EXPENDITURES			
Benefits			
Workers' Compensation Insurance (unrestricted and restricted)	$ 5,369,230	$ 5,495,280	$ 5,495,280
Change due to rate change & transfers	$ 80,548	$ 126,050	$ -
% of qualified payroll	1.95%	2.00%	2.00%
State Teachers Retirement (STRS)	$ 25,383,932	$ 25,150,482	$ 29,330,992
Change due to rate change	$ (2,085,978)	$ (233,450)	$ 4,180,510
% of qualified payroll	16.15%	15.92%	18.40%
Public Employee Retirement (PERS)	$ 8,303,738	$ 9,521,402	$ 11,167,157
Change due to rate change	$ 562,140	$ 1,217,664	$ 1,645,755
% of qualified payroll	20.700%	23.00%	26.30%
Other Benefits (LTSL, Life, Cash option) (unrestricted and restricted)	$ 4,061,686	$ 4,061,686	$ 4,061,686
Change due to rate change & transfers	$ (2,760)	$ -	$ -
Supplies and Materials			
Transportation Fuel and Supplies	$ 695,197	$ 1,016,847	$ 1,047,352
Change from prior year	$ 71,840	$ 321,650	$ 30,505
COLA %	12%	3%	3%
Supplemental Grant	$ 2,668,034	$ 2,668,034	$ 2,668,034
Change from prior year	$ 1,789,266	$ -	$ -
Services and Operating			
Utilities (electric, gas, water, etc.)	$ 7,224,082	$ 7,476,925	$ 7,701,233
Change from prior year	$ 629,718	$ 252,843	$ 224,308
Inflation % increase	9.55%	3.50%	3.00%
Property and Liability Insurance	$ 2,724,845	$ 3,452,485	$ 3,797,097
Change from prior year	$ 387,263	$ 727,640	$ 344,612
Inflation % increase	16.57%	26.70%	9.98%
Supplemental Grant	$ 4,183,715	$ 2,986,479	$ 2,986,479
Change from prior year	$ 1,052,213	$ (1,197,236)	$ -
Board Election	$ 175,000	$ -	$ 175,000
Change from prior year	$ 175,000	$ (175,000)	$ 175,000
Other			
CTEIG & Crane Grants-restricted	$ 1,454,095	$ -	$ -
Change from prior year	$ 465,965	$ (1,454,095)	$ -

PLANNING FACTORS - MULTI-YEAR PROJECTIONS

Dollars relate to unrestricted General Fund unless otherwise noted	First Interim 2020-21 Budget Assumptions		
	2020-21	**2021-22**	**2022-23**
EXPENDITURES			
Services and Operating			
Deferred Maintenance Transfer Out	$ 2,000,000	$ 2,000,000	$ 2,000,000
Change from prior year, Base $ RRMA	$ -	$ -	$ -
Special Education Contribution	$ 37,997,572	$ 39,154,289	$ 41,634,061
Change from prior year	$ (1,340,896)	$ 1,156,717	$ 2,479,772
Restricted Maintenance Account	$ 12,257,594	$ 11,848,389	$ 12,234,552
Change from prior year	$ (153,012)	$ (409,205)	$ 386,163

General Fund Multi-Year Planning Factors

2020-21 Average Salaries

Average salaries based on 2019-20.
Health & Welfare (H&W) and Payroll-Related (P/R) Costs are updated for 2020-21 rates.

		Average/ Average New Hire			Current	Actual	Average	
Classification	Job Code	Salary	H/W	PR Cost	Total	FTE's	Range/Step	Days/Yr
Counselor K-6/7-8/9-12	121 /122 /124	$77,247	$12,964	$17,149	$107,998	55.80	18-08-05	186/195
Nurse	100	$78,969	$12,800	$17,531	$109,931	20.60	14-09-05	187
Psychologist	392 / 136	$105,918	$17,496	$23,514	$147,789	26.40	63-16-06	198
Special Ed Teacher	Various	$76,422	$14,691	$16,966	$108,803	306.90	10-09-04	186/187
Elem. Principal	202 / 203	$120,287	$17,146	$26,704	$164,982	40.00	62-19-06	208
Elem. VP /Adm. Instr. Spclst.	194 /218 / 219	$110,304	$14,761	$24,487	$150,279	12.00	62-16-06	208
Elem. Teacher	Various	$79,044	$13,923	$17,548	$111,201	917.00	11-10-04	186
Elem Prep Tchr (& SpEd)	Various	$79,044	$13,923	$17,548	$111,201	87.61	11-10-04	186
Elem. Secretary	936	$38,565	$12,883	$13,613	$65,696	41.00	85-25-06	229
MS Principal	206	$130,766	$19,243	$29,030	$179,987	7.00	62-21-06	208
MS VP /Adm. Instr. Spclst.	195 / 222	$110,828	$14,798	$24,604	$150,959	9.00	30-17-06	208
MS Teacher	30 / 1013	$79,044	$13,923	$17,548	$111,201	255.20	11-10-04	186
MS Secretary	938	$39,012	$14,227	$13,771	$67,711	9.00	85-25-06	229
Librarian	133	$86,117	$12,144	$19,118	$117,978	9.00	11-11-05	186/195
Teacher on Special Assign	68	$90,371	$14,583	$20,062	$125,734	20.00	07-11-05	190
HS Principal	208 / 209	$154,762	$18,688	$34,357	$208,728	8.00	61-23-06	225
HS VP / Admin. Instr. Spclst.	196 / 224 / 225	$117,320	$16,494	$26,045	$160,671	23.00	62-18-06	208
HS Teacher	40 / 1024	$79,044	$13,923	$17,548	$111,201	462.19	11-10-04	186
HS Secty I	933	$38,670	$10,677	$13,651	$63,524	18.00	85-23-06	239
HS Secty II	931	$44,288	$11,900	$15,634	$72,408	10.00	21-26-06	260
Instructional Asst II	978	$26,017	$14,558	$9,184	$50,476	157.38	85-14-05	206
Instructional Asst III	919	$27,307	$15,947	$9,639	$53,678	124.16	85-17-05	206
Instructional Assist Bilingual	Various	$25,753	$10,974	$9,091	$46,359	29.88	85-14-05	206
Bus Driver	832	$34,146	$12,927	$12,054	$59,764	82.59	88-24-05	212
Admin. Asst.(Gen.Unit)	930	$44,807	$12,388	$15,817	$73,622	13.00	21-28-05	260
Campus Monitor / Rep	759 / 985	$25,095	$12,244	$8,859	$46,801	38.63	85-13-05	205
Custodian	648	$37,628	$11,909	$13,283	$63,407	135.13	83-20-05	260
Clerk (Elem Add'l Staff)	946	$27,656	$18,365	$9,763	$56,689	29.00	85-14-05	218
ICT (ES,MS,HS Add'l Staff)	944	$31,991	$14,146	$11,293	$58,127	75.75	85-18-06	218
Avg New Hire Teacher	Various	$54,225	$11,390	$12,038	$78,214	194.07	10-07-01	186/187
Avg. Blended(New&AvgTchr)	Various	$66,635	$12,847	$14,793	$95,571		10-07-04	186/187
Average Teacher	Various	$79,044	$13,923	$17,548	$111,201	2,002.76	11-10-04	186/187

	2019-20 Unaudited Actuals	2019-20 Unaudited Actuals	2019-20 Unaudited Actuals	2020-21 Budget	2020-21 Budget	2020-21 Budget
REVENUES	**Unrestricted**	**Restricted**	**TOTAL**	**Unrestricted**	**Restricted**	**TOTAL**
Local Control Funding Formula Sources	$367,047,920	$1,784,584	$368,832,504	$367,246,847	$1,706,852	$368,953,699
Federal Revenues	$0	$29,540,268	$29,540,268	$0	$69,358,526	$69,358,526
Other State Revenues	$11,933,682	$63,773,913	$75,707,595	$7,438,389	$66,619,045	$74,057,434
Other Local Revenues	$3,099,745	$4,477,940	$7,577,685	$1,914,944	$3,894,881	$5,809,825
TOTAL - REVENUES	$382,081,347	$99,576,706	$481,658,052	$376,600,180	$141,579,304	$518,179,484
EXPENDITURES (summary by object code)	**Unrestricted**	**Restricted**	**TOTAL**	**Unrestricted**	**Restricted**	**TOTAL**
1100 Teacher Salaries	$134,773,677	$30,343,743	$165,117,420	$131,668,191	$33,217,945	$164,886,136
1200 Certificated Pupil Support Salaries	$9,134,328	$4,514,837	$13,649,165	$8,843,360	$5,018,601	$13,861,961
1300 Certificated Supervisor/Admin Salaries	$16,988,984	$2,803,306	$19,792,290	$16,287,803	$2,711,917	$18,999,720
1900 Other Certificated Salaries	$4,633,828	$4,706,754	$9,340,582	$4,218,523	$5,844,965	$10,063,488
Total: 1000 - Certificated Salaries	$165,530,817	$42,368,640	$207,899,457	$161,017,877	$46,793,428	$207,811,305
2100 Classroom Instructional Aide Salaries	$1,106,918	$12,802,569	$13,909,487	$1,134,853	$12,643,843	$13,778,696
2200 Classified Support Salaries	$17,330,661	$9,774,834	$27,105,495	$17,327,247	$9,822,180	$27,149,427
2300 Classified Supervisor/Admin Salaries	$5,239,784	$3,303,459	$8,543,243	$5,121,881	$3,422,298	$8,544,179
2400 Clerical/Office Salaries	$15,771,801	$1,670,274	$17,442,074	$15,906,500	$1,515,611	$17,422,111
2900 Other Classified Salaries	$1,080,806	$1,588,699	$2,669,505	$1,329,244	$1,578,529	$2,907,773
Total: 2000 - Classified Salaries	$40,529,970	$29,139,834	$69,669,804	$40,819,725	$28,982,461	$69,802,186
3100 State Teachers Retirement System	$27,469,910	$31,317,419	$58,787,330	$25,383,932	$27,240,783	$52,624,715
3200 Public Employees Retirement System	$7,741,598	$5,812,819	$13,554,417	$8,303,738	$6,159,479	$14,463,217
3300 OADHI	$5,347,413	$2,833,870	$8,181,283	$5,343,297	$2,882,146	$8,225,443
3400 Health Benefits	$37,790,468	$16,734,105	$54,524,574	$37,119,215	$18,020,822	$55,140,037
3500 State Unemployment Insurance	$104,047	$35,883	$139,930	$102,707	$37,953	$140,660
3600 Workers Compensation Insurance	$3,922,850	$1,365,833	$5,288,682	$3,917,582	$1,451,648	$5,369,230
3700 Retiree Benefits	$3,860,781	$1,666,800	$5,527,581	$3,996,036	$1,786,400	$5,782,436
3900 Other Benefits	$2,862,582	$1,201,864	$4,064,446	$2,841,753	$1,219,933	$4,061,686
Total: 3000 - Employee Benefits	$89,099,649	$60,968,593	$150,068,242	$87,008,260	$58,799,164	$145,807,424
4100 Approved Textbooks/Core Curriculum	$2,868	$5,767,055	$5,769,923	$2,868	$5,348,475	$5,351,343
4200 Books and Other Reference Materials	$252,643	$697,644	$950,287	$325,484	$906,230	$1,231,714
4300 Materials and Supplies	$4,178,236	$5,908,749	$10,086,985	$9,092,189	$34,715,062	$43,807,251
4400 Non-Capitalized Equipment	$522,083	$1,345,497	$1,867,579	$612,231	$3,835,477	$4,447,708
4700 Food	$0	$24,203	$24,203	$0	$7,683	$7,683
Total: 4000 - Books and Supplies	$4,955,829	$13,743,149	$18,698,978	$10,032,772	$44,812,927	$54,845,699
5100 Subagreements for Service	$715,753	$5,785,417	$6,501,170	$384,000	$6,238,112	$6,622,112
5200 Travel and Conference Fees	$572,842	$498,882	$1,071,725	$644,877	$373,123	$1,018,000
5300 Dues and Memberships	$139,880	$42,375	$182,255	$121,357	$87,184	$208,541
5400 Insurance	$2,337,582	$0	$2,337,582	$2,724,845	$0	$2,724,845
5500 Utilities	$6,594,364	$0	$6,594,364	$7,224,082	$0	$7,224,082
5600 Rentals, Leases and Repairs	$723,891	$358,716	$1,082,607	$1,020,676	$337,043	$1,357,719
5700 Direct Costs Transfers	-$2,691,771	-$1,768,036	-$4,459,808	-$988,105	-$5,280,333	-$6,268,438
5800 Professional/Consultants/Operating Servic	$7,218,019	$4,210,686	$11,428,705	$7,539,949	$8,112,388	$15,652,337
5900 Communications	$894,906	$154,184	$1,049,090	$1,716,231	$442,755	$2,158,986
Total: 5000 - Other Operational Expenses	$16,505,466	$9,282,224	$25,787,690	$20,387,912	$10,310,272	$30,698,184
6200 Buildings and Building Improvements	$0	$0	$0	$0	$0	$0
6400 Equipment	$0	$571,360	$571,360	$147,000	$375,022	$522,022
6500 Equipment Replacements	$22,000	$0	$22,000	$0	$146,000	$146,000
Total: 6000 - Capital Outlay	$22,000	$571,360	$593,360	$147,000	$521,022	$668,022
7100 Tuition	$710,463	$120,016	$830,479	$710,463	$0	$710,463
7300 Direct Support/Indirect Costs	-$5,234,907	$4,068,898	-$1,166,009	-$7,672,111	$6,330,071	-$1,342,040
7400 Debt Service	$300,063	$0	$300,063	$299,942	$0	$299,942
Total: 7000 - Other	-$4,224,382	$4,188,914	-$35,468	-$6,661,706	$6,330,071	-$331,635
Total: 1000-7999 TOTAL ALL EXPENDITU	$312,419,348	$160,262,715	$472,682,063	$312,751,840	$196,549,345	$509,301,185
Net Increase (-Decrease) in Fund Balance	$69,661,998	-$60,686,009	$8,975,990	$63,848,340	-$54,970,041	$8,878,299
OTHER FINANCING SOURCES/USES						
Interfund Transfers IN	$4,500	$0	$4,500	$0	$0	$0
Interfund Transfers OUT	$7,699,454	$5,803,681	$13,503,135	$1,727,872	$6,918,848	$8,646,720
Other Sources	$0	$0	$0	$0	$0	$0
Other Uses	$0	$0	$0	$0	$0	$0
Contributions	-$55,750,933	$55,750,933	$0	-$53,974,622	$53,974,622	$0
TOTAL - OTHER SOURCES / USES	-$63,445,887	$49,947,252	-$13,498,635	-$55,702,494	$47,055,774	-$8,646,720
Net Increase (-Decrease) in Fund Balance	$6,216,111	-$10,738,757	-$4,522,646	$8,145,846	-$7,914,267	$231,579
FUND BALANCE, RESERVES						
Beginning Balance as of July 1	$45,145,935	$37,703,144	$82,849,079	$51,362,046	$26,964,387	$78,326,433
Ending Fund Balance as of June 30 (before Reserves)	$51,362,046	$26,964,387	$78,326,433	$59,507,892	$19,050,120	$78,558,012
Components of Ending Fund Balance						
a) Nonspendable (Revolving cash,Stores,Prepaid	$276,405	$238,972	$515,377	$500,000	$0	$500,000
b) Restricted	$0	$26,725,416	$26,725,416	$0	$19,050,120	$19,050,120
c) Committed: Stabilization Arrangements	$0	$0	$0	$0	$0	$0
d) Assigned	$0	$0	$0	$0	$0	$0
Assigned-Strategic Plan	$912,000	$0	$912,000	$762,000	$0	$762,000
Assigned-LCFF Supplemental	$4,330,412	$0	$4,330,412	$4,582,019	$0	$4,582,019
e) Reserve For Economic Uncertainties	$9,725,000	$0	$9,725,000	$10,360,000	$0	$10,360,000
Unassigned/unappropriated Amount	$36,118,229	$0	$36,118,229	$43,303,873	$0	$43,303,873

REVENUES	2021-22 Projected Unrestricted	2021-22 Projected Restricted	2021-22 Projected TOTAL	2022-23 Projected Unrestricted	2022-23 Projected Restricted	2022-23 Projected TOTAL
Local Control Funding Formula Sources	$368,749,732	$1,706,852	$370,456,584	$368,749,732	$1,706,852	$370,456,584
Federal Revenues	$0	$33,919,296	$33,919,296	$0	$34,168,987	$34,168,987
Other State Revenues	$7,561,969	$62,177,787	$69,739,756	$7,561,969	$62,177,787	$69,739,756
Other Local Revenues	$1,850,768	$4,135,649	$5,986,417	$1,850,768	$4,135,649	$5,986,417
TOTAL - REVENUES	$378,162,469	$101,939,584	$480,102,053	$378,162,469	$102,189,275	$480,351,744
EXPENDITURES (summary by object code)	Unrestricted	Restricted	TOTAL	Unrestricted	Restricted	TOTAL
1100 Teacher Salaries	$132,137,174	$29,748,797	$161,885,971	$133,328,828	$30,087,495	$163,416,323
1200 Certificated Pupil Support Salaries	$8,922,950	$5,058,037	$13,980,987	$9,003,257	$5,103,560	$14,106,817
1300 Certificated Supervisor/Admin Salaries	$16,514,604	$2,733,612	$19,248,216	$16,646,720	$2,755,481	$19,402,201
1900 Other Certificated Salaries	$4,259,135	$4,910,281	$9,169,416	$4,297,467	$4,693,544	$8,991,011
Total: 1000 - Certificated Salaries	$161,833,863	$42,450,727	$204,284,590	$163,276,272	$42,640,080	$205,916,352
2100 Classroom Instructional Aide Salaries	$1,145,068	$12,757,638	$13,902,706	$1,155,373	$12,872,423	$14,027,796
2200 Classified Support Salaries	$17,786,926	$9,879,282	$27,666,208	$18,623,901	$9,989,728	$28,613,629
2300 Classified Supervisor/Admin Salaries	$5,227,016	$3,453,099	$8,680,115	$5,274,059	$3,484,176	$8,758,235
2400 Clerical/Office Salaries	$16,596,161	$1,528,266	$18,124,427	$16,745,527	$1,542,020	$18,287,547
2900 Other Classified Salaries	$1,341,207	$1,628,587	$2,969,794	$1,353,278	$1,705,594	$3,058,872
Total: 2000 - Classified Salaries	$42,096,378	$29,246,872	$71,343,250	$43,152,138	$29,593,941	$72,746,079
3100 State Teachers Retirement System	$25,150,482	$26,433,091	$51,583,573	$29,330,992	$27,495,969	$56,826,961
3200 Public Employees Retirement System	$9,521,402	$6,891,344	$16,412,746	$11,167,157	$7,973,226	$19,140,383
3300 OADHI	$5,452,968	$2,833,771	$8,286,739	$5,554,857	$2,862,935	$8,417,792
3400 Health Benefits	$38,560,217	$18,034,700	$56,594,917	$41,211,849	$19,730,690	$60,942,539
3500 State Unemployment Insurance	$103,784	$35,920	$139,704	$105,064	$36,192	$141,256
3600 Workers Compensation Insurance	$4,080,830	$1,414,450	$5,495,280	$4,172,503	$1,439,176	$5,611,679
3700 Retiree Benefits	$4,087,049	$1,739,405	$5,826,454	$4,180,192	$1,765,813	$5,946,005
3900 Other Benefits	$2,892,648	$1,179,675	$4,072,323	$3,080,182	$1,196,406	$4,276,588
Total: 3000 - Employee Benefits	$89,849,380	$58,562,356	$148,411,736	$98,802,796	$62,500,407	$161,303,203
4100 Approved Textbooks/Core Curriculum	$2,868	$3,125,267	$3,128,135	$2,868	$3,282,421	$3,285,289
4200 Books and Other Reference Materials	$325,484	$447,399	$772,883	$325,484	$447,399	$772,883
4300 Materials and Supplies	$9,101,082	$11,648,100	$20,749,182	$9,100,630	$7,972,065	$17,072,695
4400 Non-Capitalized Equipment	$608,252	$3,104,305	$3,712,557	$608,252	$2,972,002	$3,580,254
4700 Food	$0	$7,683	$7,683	$0	$7,683	$7,683
Total: 4000 - Books and Supplies	$10,037,686	$18,332,754	$28,370,440	$10,037,234	$14,681,570	$24,718,804
5100 Subagreements for Service	$384,000	$6,194,455	$6,578,455	$384,000	$6,194,455	$6,578,455
5200 Travel and Conference Fees	$644,877	$349,769	$994,646	$622,558	$349,769	$972,327
5300 Dues and Memberships	$121,357	$87,184	$208,541	$121,357	$87,184	$208,541
5400 Insurance	$3,452,485	$0	$3,452,485	$3,797,097	$0	$3,797,097
5500 Utilities	$7,476,925	$0	$7,476,925	$7,701,233	$0	$7,701,233
5600 Rentals, Leases and Repairs	$1,020,676	$334,635	$1,355,311	$1,020,676	$334,635	$1,355,311
5700 Direct Costs Transfers	-$988,105	-$5,280,333	-$6,268,438	-$988,105	-$5,280,333	-$6,268,438
5800 Professional/Consultants/Operating Servic	$6,049,464	$4,934,355	$10,983,819	$6,224,464	$4,810,444	$11,034,908
5900 Communications	$1,716,231	$111,559	$1,827,790	$1,716,231	$111,559	$1,827,790
Total: 5000 - Other Operational Expenses	$19,877,910	$6,731,624	$26,609,534	$20,599,511	$6,607,713	$27,207,224
6200 Buildings and Building Improvements	$0	$0	$0	$0	$0	$0
6400 Equipment	$0	$375,022	$375,022	$0	$375,022	$375,022
6500 Equipment Replacements	$0	$146,000	$146,000	$0	$146,000	$146,000
Total: 6000 - Capital Outlay	$0	$521,022	$521,022	$0	$521,022	$521,022
7100 Tuition	$710,463	$0	$710,463	$710,463	$0	$710,463
7300 Direct Support/Indirect Costs	-$6,608,825	$5,266,785	-$1,342,040	-$6,727,831	$5,385,791	-$1,342,040
7400 Debt Service	$299,942	$0	$299,942	$299,942	$0	$299,942
Total: 7000 - Other	-$5,598,420	$5,266,785	-$331,635	-$5,717,426	$5,385,791	-$331,635
Total: 1000-7999 TOTAL ALL EXPENDITU	$318,096,797	$161,112,140	$479,208,937	$330,150,525	$161,930,524	$492,081,049
Net Increase (-Decrease) in Fund Balance	$60,065,672	-$59,172,556	$893,116	$48,011,944	-$59,741,249	-$11,729,305
OTHER FINANCING SOURCES/USES						
Interfund Transfers IN	$0	$0	$0	$0	$0	$0
Interfund Transfers OUT	$227,872	$2,003,848	$2,231,720	$227,872	$2,003,848	$2,231,720
Other Sources	$0	$0	$0	$0	$0	$0
Other Uses	$0	$0	$0	$0	$0	$0
Contributions	-$54,657,958	$54,657,958	$0	-$57,523,893	$57,523,893	$0
TOTAL - OTHER SOURCES / USES	-$54,885,830	$52,654,110	-$2,231,720	-$57,751,765	$55,520,045	-$2,231,720
Net Increase (-Decrease) in Fund Balance	$5,179,842	-$6,518,446	-$1,338,604	-$9,739,821	-$4,221,204	-$13,961,025
FUND BALANCE, RESERVES						
Beginning Balance as of July 1	$59,507,892	$19,050,120	$78,558,012	$64,687,734	$12,531,674	$77,219,408
Ending Fund Balance as of June 30 (before Reserves)	$64,687,734	$12,531,674	$77,219,408	$54,947,913	$8,310,470	$63,258,383
Components of Ending Fund Balance						
a) Nonspendable (Revolving cash,Stores,Prepaid	$500,000	$0	$500,000	$500,000	$0	$500,000
b) Restricted	$0	$12,531,674	$12,531,674	$0	$8,310,470	$8,310,470
c) Committed: Stabilization Arrangements	$0	$0	$0	$0	$0	$0
d) Assigned	$0	$0	$0	$0	$0	$0
Assigned-Strategic Plan	$762,000	$0	$762,000	$762,000	$0	$762,000
Assigned-LCFF Supplemental	$5,866,851	$0	$5,866,851	$6,099,792	$0	$6,099,792
e) Reserve For Economic Uncertainties	$9,630,000	$0	$9,630,000	$9,890,000	$0	$9,890,000
Unassigned/unappropriated Amount	$47,928,883	$0	$47,928,883	$37,696,121	$0	$37,696,121

Provide methodology and assumptions used to estimate ADA, enrollment, revenues, expenditures, reserves and fund balance, and multiyear commitments (including cost-of-living adjustments).

Deviations from the standards must be explained and may affect the interim certification.

CRITERIA AND STANDARDS

1. CRITERION: Average Daily Attendance

STANDARD: Funded average daily attendance (ADA) for any of the current fiscal year or two subsequent fiscal years has not changed by more than two percent since budget adoption.

District's ADA Standard Percentage Range: **-2.0% to +2.0%**

1A. Calculating the District's ADA Variances

DATA ENTRY: Budget Adoption data that exist for the current year will be extracted; otherwise, enter data into the first column for all fiscal years. First Interim Projected Year Totals data that exist for the current year will be extracted; otherwise, enter data for all fiscal years. Enter district regular ADA and charter school ADA corresponding to financial data reported in the General Fund, only, for all fiscal years.

Estimated Funded ADA

Fiscal Year	Budget Adoption Budget (Form 01CS, Item 1A)	First Interim Projected Year Totals (Form AI, Lines A4 and C4)	Percent Change	Status
Current Year (2020-21)				
District Regular	37,342.00	37,436.91		
Charter School	0.00	0.00		
Total ADA	**37,342.00**	**37,436.91**	**0.3%**	**Met**
1st Subsequent Year (2021-22)				
District Regular	37,496.75	37,534.49		
Charter School				
Total ADA	**37,496.75**	**37,534.49**	**0.1%**	**Met**
2nd Subsequent Year (2022-23)				
District Regular	37,496.75	37,534.49		
Charter School				
Total ADA	**37,496.75**	**37,534.49**	**0.1%**	**Met**

1B. Comparison of District ADA to the Standard

DATA ENTRY: Enter an explanation if the standard is not met.

1a. STANDARD MET - Funded ADA has not changed since budget adoption by more than two percent in any of the current year or two subsequent fiscal years.

Explanation:
(required if NOT met)

2. CRITERION: Enrollment

STANDARD: Projected enrollment for any of the current fiscal year or two subsequent fiscal years has not changed by more than two percent since budget adoption.

District's Enrollment Standard Percentage Range: **-2.0% to +2.0%**

2A. Calculating the District's Enrollment Variances

DATA ENTRY: Budget Adoption data that exist will be extracted; otherwise, enter data into the first column for all fiscal years. Enter data in the second column for all fiscal years. Enter district regular enrollment and charter school enrollment corresponding to financial data reported in the General Fund, only, for all fiscal years.

Fiscal Year	Enrollment Budget Adoption (Form 01CS, Item 3B)	Enrollment First Interim CBEDS/Projected	Percent Change	Status
Current Year (2020-21)				
District Regular	39,528	39,521		
Charter School				
Total Enrollment	**39,528**	**39,521**	**0.0%**	**Met**
1st Subsequent Year (2021-22)				
District Regular	39,528	39,521		
Charter School				
Total Enrollment	**39,528**	**39,521**	**0.0%**	**Met**
2nd Subsequent Year (2022-23)				
District Regular	39,528	39,521		
Charter School				
Total Enrollment	**39,528**	**39,521**	**0.0%**	**Met**

2B. Comparison of District Enrollment to the Standard

DATA ENTRY: Enter an explanation if the standard is not met.

1a. STANDARD MET - Enrollment projections have not changed since budget adoption by more than two percent for the current year and two subsequent fiscal years.

Explanation:
(required if NOT met)

3. CRITERION: ADA to Enrollment

STANDARD: Projected second period (P-2) average daily attendance (ADA) to enrollment ratio for any of the current fiscal year or two subsequent fiscal years has not increased from the historical average ratio from the three prior fiscal years by more than one half of one percent (0.5%).

3A. Calculating the District's ADA to Enrollment Standard

DATA ENTRY: Unaudited Actuals data that exist will be extracted into the P-2 ADA column for the First Prior Year; otherwise, enter First Prior Year data. P-2 ADA for the second and third prior years are preloaded. Budget Adoption data that exist will be extracted into the Enrollment column; otherwise, enter Enrollment data for all fiscal years. Data should reflect district regular and charter school ADA/enrollment corresponding to financial data reported in the General Fund, only, for all fiscal years.

Fiscal Year	P-2 ADA Unaudited Actuals (Form A, Lines A4 and C4)	Enrollment CBEDS Actual (Form 01CS, Item 2A)	Historical Ratio of ADA to Enrollment
Third Prior Year (2017-18)			
District Regular	37,666	39,804	
Charter School			
Total ADA/Enrollment	**37,666**	**39,804**	**94.6%**
Second Prior Year (2018-19)			
District Regular	37,694	39,779	
Charter School			
Total ADA/Enrollment	**37,694**	**39,779**	**94.8%**
First Prior Year (2019-20)			
District Regular	37,437	39,528	
Charter School	0		
Total ADA/Enrollment	**37,437**	**39,528**	**94.7%**
		Historical Average Ratio:	94.7%
		District's ADA to Enrollment Standard (historical average ratio plus 0.5%):	**95.2%**

3B. Calculating the District's Projected Ratio of ADA to Enrollment

DATA ENTRY: Estimated P-2 ADA will be extracted into the first column for the Current Year; enter data in the first column for the subsequent fiscal years. Data should reflect district regular and charter school ADA/enrollment corresponding to financial data reported in the General Fund, only, for all fiscal years. All other data are extracted.

Fiscal Year	Estimated P-2 ADA (Form AI, Lines A4 and C4)	Enrollment CBEDS/Projected (Criterion 2, Item 2A)	Ratio of ADA to Enrollment	Status
Current Year (2020-21)				
District Regular	37,437	39,521		
Charter School	0			
Total ADA/Enrollment	**37,437**	**39,521**	**94.7%**	**Met**
1st Subsequent Year (2021-22)				
District Regular	37,462	39,521		
Charter School				
Total ADA/Enrollment	**37,462**	**39,521**	**94.8%**	**Met**
2nd Subsequent Year (2022-23)				
District Regular	37,462	39,521		
Charter School				
Total ADA/Enrollment	**37,462**	**39,521**	**94.8%**	**Met**

3C. Comparison of District ADA to Enrollment Ratio to the Standard

DATA ENTRY: Enter an explanation if the standard is not met.

1a. STANDARD MET - Projected P-2 ADA to enrollment ratio has not exceeded the standard for the current year and two subsequent fiscal years.

Explanation:
(required if NOT met)

4. CRITERION: LCFF Revenue

STANDARD: Projected LCFF revenue for any of the current fiscal year or two subsequent fiscal years has not changed by more than two percent since budget adoption.

District's LCFF Revenue Standard Percentage Range: **-2.0% to +2.0%**

4A. Calculating the District's Projected Change in LCFF Revenue

DATA ENTRY: Budget Adoption data that exist will be extracted; otherwise, enter data into the first column. In the First Interim column, Current Year data are extracted; enter data for the two subsequent years.

Fiscal Year	LCFF Revenue (Fund 01, Objects 8011, 8012, 8020-8089) Budget Adoption (Form 01CS, Item 4B)	First Interim Projected Year Totals	Percent Change	Status
Current Year (2020-21)	363,134,109.00	393,368,820.00	8.3%	Not Met
1st Subsequent Year (2021-22)	365,394,267.00	394,858,206.00	8.1%	Not Met
2nd Subsequent Year (2022-23)	365,394,267.00	394,858,206.00	8.1%	Not Met

4B. Comparison of District LCFF Revenue to the Standard

DATA ENTRY: Enter an explanation if the standard is not met.

1a. STANDARD NOT MET - Projected LCFF revenue has changed since budget adoption by more than two percent in any of the current year or two subsequent fiscal years. Provide reasons why the change(s) exceed the standard and a description of the methods and assumptions used in projecting LCFF revenue.

Explanation:
(required if NOT met)

Budget Adoption - 2020-21 revenue was calculated with -7.92% COLA. The effect of this change is also reflected in FY 2021-22 and FY 2022-23.
First Interim - revenue was calculated with -0- COLA

5. CRITERION: Salaries and Benefits

STANDARD: Projected ratio of total unrestricted salaries and benefits to total unrestricted general fund expenditures for any of the current fiscal year or two subsequent fiscal years has not changed from the historical average ratio from the three prior fiscal years by more than the greater of three percent or the district's required reserves percentage.

5A. Calculating the District's Historical Average Ratio of Unrestricted Salaries and Benefits to Total Unrestricted General Fund Expenditures

DATA ENTRY: Unaudited Actuals data that exist for the First Prior Year will be extracted; otherwise, enter data for the First Prior Year. Unaudited Actuals data for the second and third prior years are preloaded.

Fiscal Year	Unaudited Actuals - Unrestricted (Resources 0000-1999) Salaries and Benefits (Form 01, Objects 1000-3999)	Total Expenditures (Form 01, Objects 1000-7499)	Ratio of Unrestricted Salaries and Benefits to Total Unrestricted Expenditures
Third Prior Year (2017-18)	276,475,812.16	295,289,778.60	93.6%
Second Prior Year (2018-19)	297,066,392.84	317,141,738.30	93.7%
First Prior Year (2019-20)	295,160,436.01	312,419,348.33	94.5%
		Historical Average Ratio:	93.9%

	Current Year (2020-21)	1st Subsequent Year (2021-22)	2nd Subsequent Year (2022-23)
District's Reserve Standard Percentage (Criterion 10B, Line 4)	2.0%	2.0%	2.0%
District's Salaries and Benefits Standard (historical average ratio, plus/minus the greater of 3% or the district's reserve standard percentage):	**90.9% to 96.9%**	**90.9% to 96.9%**	**90.9% to 96.9%**

5B. Calculating the District's Projected Ratio of Unrestricted Salaries and Benefits to Total Unrestricted General Fund Expenditures

DATA ENTRY: If Form MYPI exists, Projected Year Totals data for the two subsequent years will be extracted; if not, enter Projected Year Totals data. Projected Year Totals data for Current Year are extracted.

Fiscal Year	Projected Year Totals - Unrestricted (Resources 0000-1999) Salaries and Benefits (Form 01I, Objects 1000-3999) (Form MYPI, Lines B1-B3)	Total Expenditures (Form 01I, Objects 1000-7499) (Form MYPI, Lines B1-B8, B10)	Ratio of Unrestricted Salaries and Benefits to Total Unrestricted Expenditures	Status
Current Year (2020-21)	288,845,862.00	312,751,840.00	92.4%	Met
1st Subsequent Year (2021-22)	293,779,621.00	318,096,797.00	92.4%	Met
2nd Subsequent Year (2022-23)	305,231,206.00	330,150,525.00	92.5%	Met

5C. Comparison of District Salaries and Benefits Ratio to the Standard

DATA ENTRY: Enter an explanation if the standard is not met.

1a. STANDARD MET - Ratio of total unrestricted salaries and benefits to total unrestricted expenditures has met the standard for the current year and two subsequent fiscal years.

Explanation:
(required if NOT met)

6. CRITERION: Other Revenues and Expenditures

STANDARD: Projected operating revenues (including federal, other state and other local) or expenditures (including books and supplies, and services and other operating), for any of the current fiscal year or two subsequent fiscal years, have not changed by more than five percent since budget adoption.

Changes that exceed five percent in any major object category must be explained.

District's Other Revenues and Expenditures Standard Percentage Range:	**-5.0% to +5.0%**
District's Other Revenues and Expenditures Explanation Percentage Range:	**-5.0% to +5.0%**

6A. Calculating the District's Change by Major Object Category and Comparison to the Explanation Percentage Range

DATA ENTRY: Budget Adoption data that exist will be extracted; otherwise, enter data into the first column. First Interim data for the Current Year are extracted. If First Interim Form MYPI exists, data for the two subsequent years will be extracted; if not, enter data for the two subsequent years into the second column.

Explanations must be entered for each category if the percent change for any year exceeds the district's explanation percentage range.

Federal Revenue (Fund 01, Objects 8100-8299) (Form MYPI, Line A2)

Object Range / Fiscal Year	Budget Adoption Budget (Form 01CS, Item 6B)	First Interim Projected Year Totals (Fund 01) (Form MYPI)	Percent Change	Change Is Outside Explanation Range
Current Year (2020-21)	32,223,084.00	69,358,526.00	115.2%	Yes
1st Subsequent Year (2021-22)	29,857,423.00	33,919,296.00	13.6%	Yes
2nd Subsequent Year (2022-23)	29,687,662.00	34,168,987.00	15.1%	Yes

Explanation: (required if Yes)
For 2020-21, the increase is primarily due to the receipt of COVID funds. For all three years, there was also a notable increase in Title 1 from Budget Adoption to First Interim.

Other State Revenue (Fund 01, Objects 8300-8599) (Form MYPI, Line A3)

Current Year (2020-21)	67,260,122.00	74,057,434.00	10.1%	Yes
1st Subsequent Year (2021-22)	66,081,641.00	69,739,756.00	5.5%	Yes
2nd Subsequent Year (2022-23)	66,087,053.00	69,739,756.00	5.5%	Yes

Explanation: (required if Yes)
Subsequent to Budget Adoption, the State increased the projected COLA from a negative COLA to a zero COLA. The effect of this change is also reflected in the changes for 2021-22 and 2022-23.

Other Local Revenue (Fund 01, Objects 8600-8799) (Form MYPI, Line A4)

Current Year (2020-21)	5,684,056.00	5,809,825.00	2.2%	No
1st Subsequent Year (2021-22)	5,589,563.00	5,986,417.00	7.1%	Yes
2nd Subsequent Year (2022-23)	5,589,563.00	5,986,417.00	7.1%	Yes

Explanation: (required if Yes)
Increases are attributed to updated projections for our local revenue. The most notable change is Donations of ($258K).

Books and Supplies (Fund 01, Objects 4000-4999) (Form MYPI, Line B4)

Current Year (2020-21)	23,420,399.00	54,845,699.00	134.2%	Yes
1st Subsequent Year (2021-22)	26,019,231.00	28,370,440.00	9.0%	Yes
2nd Subsequent Year (2022-23)	13,178,310.00	24,718,804.00	87.6%	Yes

Explanation: (required if Yes)
The increase in 2020-21 is primarily due to the expenditure of one-time COVID funds also expenditures to spend for additional Title 1 revenue. FY 2022-23 $2.2M increase to Special Education materials and supplies and increase to instructional supplies of $9.6M

Services and Other Operating Expenditures (Fund 01, Objects 5000-5999) (Form MYPI, Line B5)

Current Year (2020-21)	28,204,693.00	30,698,184.00	8.8%	Yes
1st Subsequent Year (2021-22)	27,191,400.00	26,609,534.00	-2.1%	No
2nd Subsequent Year (2022-23)	27,179,820.00	27,207,224.00	0.1%	No

Explanation: (required if Yes)
The increase in 2020-21 is primarily due to expenditures of one-time COVID funds.

6B. Calculating the District's Change in Total Operating Revenues and Expenditures

DATA ENTRY: All data are extracted or calculated.

Object Range / Fiscal Year	Budget Adoption Budget	First Interim Projected Year Totals	Percent Change	Status
Total Federal, Other State, and Other Local Revenue (Section 6A)				
Current Year (2020-21)	105,167,262.00	149,225,785.00	41.9%	Not Met
1st Subsequent Year (2021-22)	101,528,627.00	109,645,469.00	8.0%	Not Met
2nd Subsequent Year (2022-23)	101,364,278.00	109,895,160.00	8.4%	Not Met
Total Books and Supplies, and Services and Other Operating Expenditures (Section 6A)				
Current Year (2020-21)	51,625,092.00	85,543,883.00	65.7%	Not Met
1st Subsequent Year (2021-22)	53,210,631.00	54,979,974.00	3.3%	Met
2nd Subsequent Year (2022-23)	40,358,130.00	51,926,028.00	28.7%	Not Met

6C. Comparison of District Total Operating Revenues and Expenditures to the Standard Percentage Range

DATA ENTRY: Explanations are linked from Section 6A if the status in Section 6B is Not Met; no entry is allowed below.

1a. STANDARD NOT MET - One or more projected operating revenue have changed since budget adoption by more than the standard in one or more of the current year or two subsequent fiscal years. Reasons for the projected change, descriptions of the methods and assumptions used in the projections, and what changes, if any, will be made to bring the projected operating revenues within the standard must be entered in Section 6A above and will also display in the explanation box below.

Explanation: Federal Revenue (linked from 6A if NOT met)
For 2020-21, the increase is primarily due to the receipt of COVID funds. For all three years, there was also a notable increase in Title 1 from Budget Adoption to First Interim.

Explanation: Other State Revenue (linked from 6A if NOT met)
Subsequent to Budget Adoption, the State increased the projected COLA from a negative COLA to a zero COLA. The effect of this change is also reflected in the changes for 2021-22 and 2022-23.

Explanation: Other Local Revenue (linked from 6A if NOT met)
Increases are attributed to updated projections for our local revenue. The most notable change is Donations of ($258K).

1b. STANDARD NOT MET - One or more total operating expenditures have changed since budget adoption by more than the standard in one or more of the current year or two subsequent fiscal years. Reasons for the projected change, descriptions of the methods and assumptions used in the projections, and what changes, if any, will be made to bring the projected operating revenues within the standard must be entered in Section 6A above and will also display in the explanation box below.

Explanation: Books and Supplies (linked from 6A if NOT met)
The increase in 2020-21 is primarily due to the expenditure of one-time COVID funds also expenditures to spend for additional Title 1 revenue. FY 2022-23 $2.2M increase to Special Education materials and supplies and increase to instructional supplies of $9.6M

Explanation: Services and Other Exps (linked from 6A if NOT met)
The increase in 2020-21 is primarily due to expenditures of one-time COVID funds.

7. CRITERION: Facilities Maintenance

STANDARD: Identify changes that have occurred since budget adoption in the projected contributions for facilities maintenance funding as required pursuant to Education Code Section 17070.75, or in how the district is providing adequately to preserve the functionality of its facilities for their normal life in accordance with Education Code sections 52060(d)(1) and 17002(d)(1).

Determining the District's Compliance with the Contribution Requirement for EC Section 17070.75 - Ongoing and Major Maintenance/Restricted Maintenance Account (OMMA/RMA)

NOTE: EC Section 17070.75 requires the district to deposit into the account a minimum amount equal to or greater than three percent of the total general fund expenditures and other financing uses for that fiscal year.

DATA ENTRY: Enter the Required Minimum Contribution if Budget data does not exist. Budget data that exist will be extracted; otherwise, enter budget data into lines 1, if applicable, and 2. All other data are extracted.

		Required Minimum Contribution	First Interim Contribution Projected Year Totals (Fund 01, Resource 8150, Objects 8900-8999)	Status
1.	OMMA/RMA Contribution	14,257,593.30	14,257,594.00	Met
2.	Budget Adoption Contribution (information only) (Form 01CS, Criterion 7)		14,257,594.00	

If status is not met, enter an X in the box that best describes why the minimum required contribution was not made:

	Not applicable (district does not participate in the Leroy F. Greene School Facilities Act of 1998)
	Exempt (due to district's small size [EC Section 17070.75 (b)(2)(E)])
	Other (explanation must be provided)

Explanation:
(required if NOT met and Other is marked)

8. CRITERION: Deficit Spending

STANDARD: Unrestricted deficit spending (total unrestricted expenditures and other financing uses is greater than total unrestricted revenues and other financing sources) as a percentage of total unrestricted expenditures and other financing uses, has not exceeded one-third of the district's available reserves[1] as a percentage of total expenditures and other financing uses[2] in any of the current fiscal year or two subsequent fiscal years.

[1]Available reserves are the unrestricted amounts in the Stabilization Arrangements, Reserve for Economic Uncertainties, and Unassigned/Unappropriated accounts in the General Fund and the Special Reserve Fund for Other Than Capital Outlay Projects. Available reserves will be reduced by any negative ending balances in restricted resources in the General Fund.

[2]A school district that is the Administrative Unit of a Special Education Local Plan Area (SELPA) may exclude from its expenditures the distribution of funds to its participating members.

8A. Calculating the District's Deficit Spending Standard Percentage Levels

DATA ENTRY: All data are extracted or calculated.

	Current Year (2020-21)	1st Subsequent Year (2021-22)	2nd Subsequent Year (2022-23)
District's Available Reserve Percentages (Criterion 10C, Line 9)	10.4%	12.0%	9.6%
District's Deficit Spending Standard Percentage Levels (one-third of available reserve percentage):	**3.5%**	**4.0%**	**3.2%**

8B. Calculating the District's Deficit Spending Percentages

DATA ENTRY: Current Year data are extracted. If Form MYPI exists, data for the two subsequent years will be extracted; if not, enter data for the two subsequent years into the first and second columns.

Fiscal Year	Projected Year Totals: Net Change in Unrestricted Fund Balance (Form 01I, Section E) (Form MYPI, Line C)	Projected Year Totals: Total Unrestricted Expenditures and Other Financing Uses (Form 01I, Objects 1000-7999) (Form MYPI, Line B11)	Deficit Spending Level (If Net Change in Unrestricted Fund Balance is negative, else N/A)	Status
Current Year (2020-21)	8,145,846.00	314,479,712.00	N/A	Met
1st Subsequent Year (2021-22)	5,179,842.00	318,324,669.00	N/A	Met
2nd Subsequent Year (2022-23)	(9,739,821.00)	330,378,397.00	2.9%	Met

8C. Comparison of District Deficit Spending to the Standard

DATA ENTRY: Enter an explanation if the standard is not met.

1a. STANDARD MET - Unrestricted deficit spending, if any, has not exceeded the standard percentage level in any of the current year or two subsequent fiscal years.

Explanation:
(required if NOT met)

9. CRITERION: Fund and Cash Balances

A. FUND BALANCE STANDARD: Projected general fund balance will be positive at the end of the current fiscal year and two subsequent fiscal years.

9A-1. Determining if the District's General Fund Ending Balance is Positive

DATA ENTRY: Current Year data are extracted. If Form MYPI exists, data for the two subsequent years will be extracted; if not, enter data for the two subsequent years.

Fiscal Year	Ending Fund Balance General Fund Projected Year Totals (Form 01I, Line F2) (Form MYPI, Line D2)	Status
Current Year (2020-21)	78,558,012.07	Met
1st Subsequent Year (2021-22)	77,219,408.07	Met
2nd Subsequent Year (2022-23)	63,258,383.07	Met

9A-2. Comparison of the District's Ending Fund Balance to the Standard

DATA ENTRY: Enter an explanation if the standard is not met.

1a. STANDARD MET - Projected general fund ending balance is positive for the current fiscal year and two subsequent fiscal years.

Explanation:
(required if NOT met)

B. CASH BALANCE STANDARD: Projected general fund cash balance will be positive at the end of the current fiscal year.

9B-1. Determining if the District's Ending Cash Balance is Positive

DATA ENTRY: If Form CASH exists, data will be extracted; if not, data must be entered below.

Fiscal Year	Ending Cash Balance General Fund (Form CASH, Line F, June Column)	Status
Current Year (2020-21)	64,069,876.34	Met

9B-2. Comparison of the District's Ending Cash Balance to the Standard

DATA ENTRY: Enter an explanation if the standard is not met.

1a. STANDARD MET - Projected general fund cash balance will be positive at the end of the current fiscal year.

Explanation:
(required if NOT met)

10. CRITERION: Reserves

STANDARD: Available reserves[1] for any of the current fiscal year or two subsequent fiscal years are not less than the following percentages or amounts[2] as applied to total expenditures and other financing uses[3]:

DATA ENTRY: Current Year data are extracted. If Form MYPI exists, 1st and 2nd Subsequent Year data will be extracted. If not, enter district regular ADA and charter school ADA corresponding to financial data reported in the General Fund, only, for the two subsequent years.

Percentage Level	District ADA		
5% or $71,000 (greater of)	0	to	300
4% or $71,000 (greater of)	301	to	1,000
3%	1,001	to	30,000
2%	30,001	to	400,000
1%	400,001	and	over

[1] Available reserves are the unrestricted amounts in the Stabilization Arrangements, Reserve for Economic Uncertainties, and Unassigned/Unappropriated accounts in the General Fund and Special Reserve Fund for Other Than Capital Outlay Projects. Available reserves will be reduced by any negative ending balances in restricted resources in the General Fund.

[2] Dollar amounts to be adjusted annually by the prior year statutory cost-of-living adjustment (Education Code Section 42238), rounded to the nearest thousand.

[3] A school district that is the Administrative Unit (AU) of a Special Education Local Plan Area (SELPA) may exclude from its expenditures the distribution of funds to its participating members.

	Current Year (2020-21)	1st Subsequent Year (2021-22)	2nd Subsequent Year (2022-23)
District Estimated P-2 ADA (Current Year, Form AI, Lines A4 and C4. Subsequent Years, Form MYPI, Line F2, if available.)	37,437	37,462	37,462
District's Reserve Standard Percentage Level:	**2%**	**2%**	**2%**

10A. Calculating the District's Special Education Pass-through Exclusions (only for districts that serve as the AU of a SELPA)

DATA ENTRY: For SELPA AUs, if Form MYPI exists, all data will be extracted including the Yes/No button selection. If not, click the appropriate Yes or No button for item 1 and, if Yes, enter data for item 2a and for the two subsequent years in item 2b; Current Year data are extracted.

For districts that serve as the AU of a SELPA (Form MYPI, Lines F1a, F1b1, and F1b2):

1. Do you choose to exclude from the reserve calculation the pass-through funds distributed to SELPA members? Yes
2. If you are the SELPA AU and are excluding special education pass-through funds:
   a. Enter the name(s) of the SELPA(s): San Juan Unified School District

	Current Year Projected Year Totals (2020-21)	1st Subsequent Year (2021-22)	2nd Subsequent Year (2022-23)
b. Special Education Pass-through Funds (Fund 10, resources 3300-3499 and 6500-6540, objects 7211-7213 and 7221-7223)	4,627,521.00	4,627,521.00	4,627,521.00

10B. Calculating the District's Reserve Standard

DATA ENTRY: If Form MYPI exists, all data will be extracted or calculated. If not, enter data for line 1 for the two subsequent years; Current Year data are extracted.

	Current Year Projected Year Totals (2020-21)	1st Subsequent Year (2021-22)	2nd Subsequent Year (2022-23)
1. Expenditures and Other Financing Uses (Form 01I, objects 1000-7999) (Form MYPI, Line B11)	517,947,905.00	481,440,657.00	494,312,769.00
2. Plus: Special Education Pass-through (Criterion 10A, Line 2b, if Criterion 10A, Line 1 is No)			
3. Total Expenditures and Other Financing Uses (Line B1 plus Line B2)	517,947,905.00	481,440,657.00	494,312,769.00
4. Reserve Standard Percentage Level	2%	2%	2%
5. Reserve Standard - by Percent (Line B3 times Line B4)	10,358,958.10	9,628,813.14	9,886,255.38
6. Reserve Standard - by Amount ($71,000 for districts with less than 1,001 ADA, else 0)	0.00	0.00	0.00
7. **District's Reserve Standard (Greater of Line B5 or Line B6)**	**10,358,958.10**	**9,628,813.14**	**9,886,255.38**

10C. Calculating the District's Available Reserve Amount

DATA ENTRY: All data are extracted from fund data and Form MYPI. If Form MYPI does not exist, enter data for the two subsequent years.

Reserve Amounts (Unrestricted resources 0000-1999 except Line 4)	Current Year Projected Year Totals (2020-21)	1st Subsequent Year (2021-22)	2nd Subsequent Year (2022-23)
1. General Fund - Stabilization Arrangements (Fund 01, Object 9750) (Form MYPI, Line E1a)	0.00		
2. General Fund - Reserve for Economic Uncertainties (Fund 01, Object 9789) (Form MYPI, Line E1b)	10,360,000.00	9,630,000.00	9,890,000.00
3. General Fund - Unassigned/Unappropriated Amount (Fund 01, Object 9790) (Form MYPI, Line E1c)	43,303,872.72	47,928,882.72	37,696,120.72
4. General Fund - Negative Ending Balances in Restricted Resources (Fund 01, Object 979Z, if negative, for each of resources 2000-9999) (Form MYPI, Line E1d)	0.00	0.00	0.00
5. Special Reserve Fund - Stabilization Arrangements (Fund 17, Object 9750) (Form MYPI, Line E2a)	0.00		
6. Special Reserve Fund - Reserve for Economic Uncertainties (Fund 17, Object 9789) (Form MYPI, Line E2b)	0.00		
7. Special Reserve Fund - Unassigned/Unappropriated Amount (Fund 17, Object 9790) (Form MYPI, Line E2c)	0.00		
8. District's Available Reserve Amount (Lines C1 thru C7)	53,663,872.72	57,558,882.72	47,586,120.72
9. District's Available Reserve Percentage (Information only) (Line 8 divided by Section 10B, Line 3)	10.36%	11.96%	9.63%
District's Reserve Standard (Section 10B, Line 7):	**10,358,958.10**	**9,628,813.14**	**9,886,255.38**
Status:	Met	Met	Met

10D. Comparison of District Reserve Amount to the Standard

DATA ENTRY: Enter an explanation if the standard is not met.

1a. STANDARD MET - Available reserves have met the standard for the current year and two subsequent fiscal years.

Explanation:
(required if NOT met)

SUPPLEMENTAL INFORMATION

DATA ENTRY: Click the appropriate Yes or No button for items S1 through S4. Enter an explanation for each Yes answer.

S1. Contingent Liabilities

1a. Does your district have any known or contingent liabilities (e.g., financial or program audits, litigation, state compliance reviews) that have occurred since budget adoption that may impact the budget? No

1b. If Yes, identify the liabilities and how they may impact the budget:

S2. Use of One-time Revenues for Ongoing Expenditures

1a. Does your district have ongoing general fund expenditures funded with one-time revenues that have changed since budget adoption by more than five percent? No

1b. If Yes, identify the expenditures and explain how the one-time resources will be replaced to continue funding the ongoing expenditures in the following fiscal years:

S3. Temporary Interfund Borrowings

1a. Does your district have projected temporary borrowings between funds? (Refer to Education Code Section 42603) No

1b. If Yes, identify the interfund borrowings:

S4. Contingent Revenues

1a. Does your district have projected revenues for the current fiscal year or either of the two subsequent fiscal years contingent on reauthorization by the local government, special legislation, or other definitive act (e.g., parcel taxes, forest reserves)? No

1b. If Yes, identify any of these revenues that are dedicated for ongoing expenses and explain how the revenues will be replaced or expenditures reduced:

S5. Contributions

Identify projected contributions from unrestricted resources in the general fund to restricted resources in the general fund for the current fiscal year and two subsequent fiscal years. Provide an explanation if contributions have changed by more than $20,000 and more than five percent since budget adoption.

Identify projected transfers to or from the general fund to cover operating deficits in either the general fund or any other fund for the current fiscal year and two subsequent fiscal years. Provide an explanation if transfers have changed by more than $20,000 and more than five percent since budget adoption.

Identify capital project cost overruns that have occurred since budget adoption that may impact the general fund budget.

District's Contributions and Transfers Standard: **-5.0% to +5.0% or -$20,000 to +$20,000**

S5A. Identification of the District's Projected Contributions, Transfers, and Capital Projects that may Impact the General Fund

DATA ENTRY: Budget Adoption data that exist will be extracted; otherwise, enter data into the first column. For Contributions, the First Interim's Current Year data will be extracted. Enter First Interim Contributions for the 1st and 2nd Subsequent Years. For Transfers In and Transfers Out, the First Interim's Current Year data will be extracted. If Form MYPI exists, the data will be extracted into the First Interim column for the 1st and 2nd Subsequent Years. If Form MYPI does not exist, enter data for 1st and 2nd Subsequent Years. Click on the appropriate button for Item 1d; all other data will be calculated.

Description / Fiscal Year	Budget Adoption (Form 01CS, Item S5A)	First Interim Projected Year Totals	Percent Change	Amount of Change	Status
1a. **Contributions, Unrestricted General Fund (Fund 01, Resources 0000-1999, Object 8980)**					
Current Year (2020-21)	(55,254,057.00)	(53,974,622.00)	-2.3%	(1,279,435.00)	Met
1st Subsequent Year (2021-22)	(57,290,921.00)	(54,657,958.00)	-4.6%	(2,632,963.00)	Met
2nd Subsequent Year (2022-23)	(59,887,654.00)	(57,523,893.00)	-3.9%	(2,363,761.00)	Met
1b. **Transfers In, General Fund ***					
Current Year (2020-21)	0.00	0.00	0.0%	0.00	Met
1st Subsequent Year (2021-22)	0.00	0.00	0.0%	0.00	Met
2nd Subsequent Year (2022-23)	0.00	0.00	0.0%	0.00	Met
1c. **Transfers Out, General Fund ***					
Current Year (2020-21)	2,231,720.00	8,646,720.00	287.4%	6,415,000.00	Not Met
1st Subsequent Year (2021-22)	2,231,720.00	2,231,720.00	0.0%	0.00	Met
2nd Subsequent Year (2022-23)	2,231,720.00	2,231,720.00	0.0%	0.00	Met

1d. **Capital Project Cost Overruns**

Have capital project cost overruns occurred since budget adoption that may impact the general fund operational budget? No

* Include transfers used to cover operating deficits in either the general fund or any other fund.

S5B. Status of the District's Projected Contributions, Transfers, and Capital Projects

DATA ENTRY: Enter an explanation if Not Met for items 1a-1c or if Yes for Item 1d.

1a. MET - Projected contributions have not changed since budget adoption by more than the standard for the current year and two subsequent fiscal years.

Explanation: (required if NOT met)

1b. MET - Projected transfers in have not changed since budget adoption by more than the standard for the current year and two subsequent fiscal years.

Explanation: (required if NOT met)

1c. NOT MET - The projected transfers out of the general fund have changed since budget adoption by more than the standard for any of the current year or subsequent two fiscal years. Identify the amounts transferred, by fund, and whether transfers are ongoing or one-time in nature. If ongoing, explain the district's plan, with timeframes, for reducing or eliminating the transfers.

Explanation:
(required if NOT met)

FY 20/21 includes 1x $3.5M transfer to Cafeteria Fund and 1x $2.915M transfer to Child Development

1d. NO - There have been no capital project cost overruns occurring since budget adoption that may impact the general fund operational budget.

Project Information:
(required if YES)

S6. Long-term Commitments

Identify all existing and new multiyear commitments[1] and their annual required payment for the current fiscal year and two subsequent fiscal years.

Explain how any increase in annual payments will be funded. Also, explain how any decrease to funding sources used to pay long-term commitments will be replaced.

[1] Include multiyear commitments, multiyear debt agreements, and new programs or contracts that result in long-term obligations.

S6A. Identification of the District's Long-term Commitments

DATA ENTRY: If Budget Adoption data exist (Form 01CS, Item S6A), long-term commitment data will be extracted and it will only be necessary to click the appropriate button for Item 1b. Extracted data may be overwritten to update long-term commitment data in Item 2, as applicable. If no Budget Adoption data exist, click the appropriate buttons for items 1a and 1b, and enter all other data, as applicable.

1. a. Does your district have long-term (multiyear) commitments? (If No, skip items 1b and 2 and sections S6B and S6C) — Yes

   b. If Yes to Item 1a, have new long-term (multiyear) commitments been incurred since budget adoption? — Yes

2. If Yes to Item 1a, list (or update) all new and existing multiyear commitments and required annual debt service amounts. Do not include long-term commitments for postemployment benefits other than pensions (OPEB); OPEB is disclosed in Item S7A.

Type of Commitment	# of Years Remaining	SACS Fund and Object Codes Used For: Funding Sources (Revenues)	Debt Service (Expenditures)	Principal Balance as of July 1, 2020
Capital Leases	3	Fund 01/ OB 8xxx	Fund 01/ OB 74xx	995,691
Certificates of Participation				
General Obligation Bonds	various	Fund 51/OB 85xx/86xx	Fund 51/OB 74xx	545,903,568
Supp Early Retirement Program				
State School Building Loans				
Compensated Absences	1	Various funds/objects	Various funds/object	6,027,100
Other Long-term Commitments (do not include OPEB):				
TOTAL:				552,926,359

Type of Commitment (continued)	Prior Year (2019-20) Annual Payment (P & I)	Current Year (2020-21) Annual Payment (P & I)	1st Subsequent Year (2021-22) Annual Payment (P & I)	2nd Subsequent Year (2022-23) Annual Payment (P & I)
Capital Leases	299,992	299,992	299,992	299,992
Certificates of Participation				
General Obligation Bonds	85,585,393	97,289,242	96,790,725	92,733,812
Supp Early Retirement Program				
State School Building Loans				
Compensated Absences				
Other Long-term Commitments (continued):				
Total Annual Payments:	85,885,385	97,589,234	97,090,717	93,033,804
Has total annual payment increased over prior year (2019-20)?		**Yes**	**Yes**	**Yes**

S6B. Comparison of the District's Annual Payments to Prior Year Annual Payment

DATA ENTRY: Enter an explanation if Yes.

1a. Yes - Annual payments for long-term commitments have increased in one or more of the current or two subsequent fiscal years. Explain how the increase in annual payments will be funded.

Explanation:
(Required if Yes to increase in total annual payments)

The increase in general obligation bond is being funded from the Bond Interest Redemption Fund held by the County Treasurer's office.

S6C. Identification of Decreases to Funding Sources Used to Pay Long-term Commitments

DATA ENTRY: Click the appropriate Yes or No button in Item 1; if Yes, an explanation is required in Item 2.

1. Will funding sources used to pay long-term commitments decrease or expire prior to the end of the commitment period, or are they one-time sources?

No

2. No - Funding sources will not decrease or expire prior to the end of the commitment period, and one-time funds are not being used for long-term commitment.

Explanation:
(Required if Yes)

S7. Unfunded Liabilities

Identify any changes in estimates for unfunded liabilities since budget adoption, and indicate whether the changes are the result of a new actuarial valuation.

S7A. Identification of the District's Estimated Unfunded Liability for Postemployment Benefits Other Than Pensions (OPEB)

DATA ENTRY: Click the appropriate button(s) for items 1a-1c, as applicable. Budget Adoption data that exist (Form 01CS, Item S7A) will be extracted; otherwise, enter Budget Adoption and First Interim data in items 2-4.

1. a. Does your district provide postemployment benefits other than pensions (OPEB)? (If No, skip items 1b-4): Yes

   b. If Yes to Item 1a, have there been changes since budget adoption in OPEB liabilities? No

   c. If Yes to Item 1a, have there been changes since budget adoption in OPEB contributions? No

2. OPEB Liabilities	Budget Adoption (Form 01CS, Item S7A)	First Interim
a. Total OPEB liability	123,409,701.00	123,409,701.00
b. OPEB plan(s) fiduciary net position (if applicable)	123,409,701.00	123,409,701.00
c. Total/Net OPEB liability (Line 2a minus Line 2b)	0.00	0.00
d. Is total OPEB liability based on the district's estimate or an actuarial valuation?	Actuarial	Actuarial
e. If based on an actuarial valuation, indicate the measurement date of the OPEB valuation.	Apr 13, 2020	Apr 13, 2020

3. OPEB Contributions

a. OPEB actuarially determined contribution (ADC) if available, per actuarial valuation or Alternative Measurement Method	Budget Adoption (Form 01CS, Item S7A)	First Interim
Current Year (2020-21)	10,094,236.00	10,094,236.00
1st Subsequent Year (2021-22)	10,094,236.00	10,094,236.00
2nd Subsequent Year (2022-23)	10,094,236.00	10,094,236.00

b. OPEB amount contributed (for this purpose, include premiums paid to a self-insurance fund) (Funds 01-70, objects 3701-3752)		
Current Year (2020-21)	5,912,788.00	6,394,315.00
1st Subsequent Year (2021-22)	6,451,360.00	6,016,302.00
2nd Subsequent Year (2022-23)	6,505,892.00	6,371,636.00

c. Cost of OPEB benefits (equivalent of "pay-as-you-go" amount)		
Current Year (2020-21)	6,489,274.00	5,643,436.00
1st Subsequent Year (2021-22)	6,836,659.00	5,946,583.00
2nd Subsequent Year (2022-23)	7,123,184.00	6,186,598.00

d. Number of retirees receiving OPEB benefits		
Current Year (2020-21)	575	457
1st Subsequent Year (2021-22)	576	465
2nd Subsequent Year (2022-23)	578	469

4. Comments:

S7B. Identification of the District's Unfunded Liability for Self-insurance Programs

DATA ENTRY: Click the appropriate button(s) for items 1a-1c, as applicable. Budget Adoption data that exist (Form 01CS, Item S7B) will be extracted; otherwise, enter Budget Adoption and First Interim data in items 2-4.

1. a. Does your district operate any self-insurance programs such as workers' compensation, employee health and welfare, or property and liability? (Do not include OPEB; which is covered in Section S7A) (If No, skip items 1b-4) — Yes

   b. If Yes to item 1a, have there been changes since budget adoption in self-insurance liabilities? — Yes

   c. If Yes to item 1a, have there been changes since budget adoption in self-insurance contributions? — Yes

2. Self-Insurance Liabilities

	Budget Adoption (Form 01CS, Item S7B)	First Interim
a. Accrued liability for self-insurance programs	10,805,432.00	9,120,276.00
b. Unfunded liability for self-insurance programs	0.00	0.00

3. Self-Insurance Contributions

	Budget Adoption (Form 01CS, Item S7B)	First Interim
a. Required contribution (funding) for self-insurance programs		
Current Year (2020-21)	14,694,874.00	14,456,260.00
1st Subsequent Year (2021-22)	14,900,825.00	14,844,066.00
2nd Subsequent Year (2022-23)	14,907,567.00	14,952,474.00
b. Amount contributed (funded) for self-insurance programs		
Current Year (2020-21)	14,694,874.00	14,456,260.00
1st Subsequent Year (2021-22)	14,900,825.00	14,844,066.00
2nd Subsequent Year (2022-23)	14,907,567.00	14,952,474.00

4. Comments:

S8. Status of Labor Agreements

Analyze the status of all employee labor agreements. Identify new labor agreements that have been ratified since budget adoption, as well as new commitments provided as part of previously ratified multiyear agreements; and include all contracts, including all administrator contracts (and including all compensation). For new agreements, indicate the date of the required board meeting. Compare the increase in new commitments to the projected increase in ongoing revenues and explain how these commitments will be funded in future fiscal years.

If salary and benefit negotiations are not finalized, upon settlement with certificated or classified staff:

The school district must determine the cost of the settlement, including salaries, benefits, and any other agreements that change costs, and provide the county office of education (COE) with an analysis of the cost of the settlement and its impact on the operating budget.

The county superintendent shall review the analysis relative to the criteria and standards and may provide written comments to the president of the district governing board and superintendent.

S8A. Cost Analysis of District's Labor Agreements - Certificated (Non-management) Employees

DATA ENTRY: Click the appropriate Yes or No button for "Status of Certificated Labor Agreements as of the Previous Reporting Period." There are no extractions in this section.

Status of Certificated Labor Agreements as of the Previous Reporting Period
Were all certificated labor negotiations settled as of budget adoption? Yes

If Yes, complete number of FTEs, then skip to section S8B.

If No, continue with section S8A.

Certificated (Non-management) Salary and Benefit Negotiations

	Prior Year (2nd Interim) (2019-20)	Current Year (2020-21)	1st Subsequent Year (2021-22)	2nd Subsequent Year (2022-23)
Number of certificated (non-management) full-time-equivalent (FTE) positions	2,233.3	2,240.1	2,183.7	2,183.7

1a. Have any salary and benefit negotiations been settled since budget adoption? n/a

If Yes, and the corresponding public disclosure documents have been filed with the COE, complete questions 2 and 3.

If Yes, and the corresponding public disclosure documents have not been filed with the COE, complete questions 2-5.

If No, complete questions 6 and 7.

1b. Are any salary and benefit negotiations still unsettled? No

If Yes, complete questions 6 and 7.

Negotiations Settled Since Budget Adoption

2a. Per Government Code Section 3547.5(a), date of public disclosure board meeting:

2b. Per Government Code Section 3547.5(b), was the collective bargaining agreement certified by the district superintendent and chief business official?

If Yes, date of Superintendent and CBO certification:

3. Per Government Code Section 3547.5(c), was a budget revision adopted to meet the costs of the collective bargaining agreement? n/a

If Yes, date of budget revision board adoption:

4. Period covered by the agreement: Begin Date: End Date:

5. Salary settlement:

	Current Year (2020-21)	1st Subsequent Year (2021-22)	2nd Subsequent Year (2022-23)
Is the cost of salary settlement included in the interim and multiyear projections (MYPs)?			
One Year Agreement			
Total cost of salary settlement			
% change in salary schedule from prior year			
or			
Multiyear Agreement			
Total cost of salary settlement			
% change in salary schedule from prior year (may enter text, such as "Reopener")			

Identify the source of funding that will be used to support multiyear salary commitments:

Negotiations Not Settled

6. Cost of a one percent increase in salary and statutory benefits

	Current Year (2020-21)	1st Subsequent Year (2021-22)	2nd Subsequent Year (2022-23)
7. Amount included for any tentative salary schedule increases			

Certificated (Non-management) Health and Welfare (H&W) Benefits

	Current Year (2020-21)	1st Subsequent Year (2021-22)	2nd Subsequent Year (2022-23)
1. Are costs of H&W benefit changes included in the interim and MYPs?			
2. Total cost of H&W benefits			
3. Percent of H&W cost paid by employer			
4. Percent projected change in H&W cost over prior year			

Certificated (Non-management) Prior Year Settlements Negotiated Since Budget Adoption

Are any new costs negotiated since budget adoption for prior year settlements included in the interim?

If Yes, amount of new costs included in the interim and MYPs
If Yes, explain the nature of the new costs:

Certificated (Non-management) Step and Column Adjustments

	Current Year (2020-21)	1st Subsequent Year (2021-22)	2nd Subsequent Year (2022-23)
1. Are step & column adjustments included in the interim and MYPs?			
2. Cost of step & column adjustments			
3. Percent change in step & column over prior year			

Certificated (Non-management) Attrition (layoffs and retirements)

	Current Year (2020-21)	1st Subsequent Year (2021-22)	2nd Subsequent Year (2022-23)
1. Are savings from attrition included in the interim and MYPs?			
2. Are additional H&W benefits for those laid-off or retired employees included in the interim and MYPs?			

Certificated (Non-management) - Other

List other significant contract changes that have occurred since budget adoption and the cost impact of each change (i.e., class size, hours of employment, leave of absence, bonuses, etc.):

For informational purposes the cost of a one percent increase in salary and statutory benefits is $2,337,803.

S8B. Cost Analysis of District's Labor Agreements - Classified (Non-management) Employees

DATA ENTRY: Click the appropriate Yes or No button for "Status of Classified Labor Agreements as of the Previous Reporting Period." There are no extractions in this section.

Status of Classified Labor Agreements as of the Previous Reporting Period

Were all classified labor negotiations settled as of budget adoption? No
If Yes, complete number of FTEs, then skip to section S8C.
If No, continue with section S8B.

Classified (Non-management) Salary and Benefit Negotiations

	Prior Year (2nd Interim) (2019-20)	Current Year (2020-21)	1st Subsequent Year (2021-22)	2nd Subsequent Year (2022-23)
Number of classified (non-management) FTE positions	1,585.1	1,533.8	1,533.8	1,533.8

1a. Have any salary and benefit negotiations been settled since budget adoption? No
If Yes, and the corresponding public disclosure documents have been filed with the COE, complete questions 2 and 3.
If Yes, and the corresponding public disclosure documents have not been filed with the COE, complete questions 2-5.
If No, complete questions 6 and 7.

1b. Are any salary and benefit negotiations still unsettled? Yes
If Yes, complete questions 6 and 7.

Negotiations Settled Since Budget Adoption

2a. Per Government Code Section 3547.5(a), date of public disclosure board meeting:

2b. Per Government Code Section 3547.5(b), was the collective bargaining agreement certified by the district superintendent and chief business official?
If Yes, date of Superintendent and CBO certification:

3. Per Government Code Section 3547.5(c), was a budget revision adopted to meet the costs of the collective bargaining agreement? n/a
If Yes, date of budget revision board adoption:

4. Period covered by the agreement: Begin Date: End Date:

5. Salary settlement:

	Current Year (2020-21)	1st Subsequent Year (2021-22)	2nd Subsequent Year (2022-23)
Is the cost of salary settlement included in the interim and multiyear projections (MYPs)?			
One Year Agreement			
Total cost of salary settlement			
% change in salary schedule from prior year			
or			
Multiyear Agreement			
Total cost of salary settlement			
% change in salary schedule from prior year (may enter text, such as "Reopener")			

Identify the source of funding that will be used to support multiyear salary commitments:

Negotiations Not Settled

6. Cost of a one percent increase in salary and statutory benefits 830,842

	Current Year (2020-21)	1st Subsequent Year (2021-22)	2nd Subsequent Year (2022-23)
7. Amount included for any tentative salary schedule increases	0	0	0

Classified (Non-management) Health and Welfare (H&W) Benefits

		Current Year (2020-21)	1st Subsequent Year (2021-22)	2nd Subsequent Year (2022-23)
1.	Are costs of H&W benefit changes included in the interim and MYPs?	Yes	Yes	Yes
2.	Total cost of H&W benefits	18,747,264	19,497,155	20,959,441
3.	Percent of H&W cost paid by employer	100.0%	100.0%	100.0%
4.	Percent projected change in H&W cost over prior year	-2.9%	4.0%	7.5%

Classified (Non-management) Prior Year Settlements Negotiated Since Budget Adoption

Are any new costs negotiated since budget adoption for prior year settlements included in the interim?		No		
	If Yes, amount of new costs included in the interim and MYPs			
	If Yes, explain the nature of the new costs:			

Classified (Non-management) Step and Column Adjustments

		Current Year (2020-21)	1st Subsequent Year (2021-22)	2nd Subsequent Year (2022-23)
1.	Are step & column adjustments included in the interim and MYPs?	Yes	Yes	Yes
2.	Cost of step & column adjustments	667,613	683,054	711,504
3.	Percent change in step & column over prior year	24.8%	2.3%	4.2%

Classified (Non-management) Attrition (layoffs and retirements)

		Current Year (2020-21)	1st Subsequent Year (2021-22)	2nd Subsequent Year (2022-23)
1.	Are savings from attrition included in the interim and MYPs?	Yes	Yes	Yes
2.	Are additional H&W benefits for those laid-off or retired employees included in the interim and MYPs?	Yes	Yes	Yes

Classified (Non-management) - Other
List other significant contract changes that have occurred since budget adoption and the cost impact of each (i.e., hours of employment, leave of absence, bonuses, etc.):

S8C. Cost Analysis of District's Labor Agreements - Management/Supervisor/Confidential Employees

DATA ENTRY: Click the appropriate Yes or No button for "Status of Management/Supervisor/Confidential Labor Agreements as of the Previous Reporting Period." There are no extractions in this section.

Status of Management/Supervisor/Confidential Labor Agreements as of the Previous Reporting Period

Were all managerial/confidential labor negotiations settled as of budget adoption? Yes

If Yes or n/a, complete number of FTEs, then skip to S9.
If No, continue with section S8C.

Management/Supervisor/Confidential Salary and Benefit Negotiations

	Prior Year (2nd Interim) (2019-20)	Current Year (2020-21)	1st Subsequent Year (2021-22)	2nd Subsequent Year (2022-23)
Number of management, supervisor, and confidential FTE positions	290.3	287.7	286.7	286.7

1a. Have any salary and benefit negotiations been settled since budget adoption? n/a
If Yes, complete question 2.
If No, complete questions 3 and 4.

1b. Are any salary and benefit negotiations still unsettled? No
If Yes, complete questions 3 and 4.

Negotiations Settled Since Budget Adoption

2. Salary settlement:

	Current Year (2020-21)	1st Subsequent Year (2021-22)	2nd Subsequent Year (2022-23)
Is the cost of salary settlement included in the interim and multiyear projections (MYPs)?			
Total cost of salary settlement			
Change in salary schedule from prior year (may enter text, such as "Reopener")			

Negotiations Not Settled

3. Cost of a one percent increase in salary and statutory benefits

	Current Year (2020-21)	1st Subsequent Year (2021-22)	2nd Subsequent Year (2022-23)
4. Amount included for any tentative salary schedule increases			

Management/Supervisor/Confidential Health and Welfare (H&W) Benefits	Current Year (2020-21)	1st Subsequent Year (2021-22)	2nd Subsequent Year (2022-23)
1. Are costs of H&W benefit changes included in the interim and MYPs?			
2. Total cost of H&W benefits			
3. Percent of H&W cost paid by employer			
4. Percent projected change in H&W cost over prior year			

Management/Supervisor/Confidential Step and Column Adjustments	Current Year (2020-21)	1st Subsequent Year (2021-22)	2nd Subsequent Year (2022-23)
1. Are step & column adjustments included in the interim and MYPs?			
2. Cost of step & column adjustments			
3. Percent change in step and column over prior year			

Management/Supervisor/Confidential Other Benefits (mileage, bonuses, etc.)	Current Year (2020-21)	1st Subsequent Year (2021-22)	2nd Subsequent Year (2022-23)
1. Are costs of other benefits included in the interim and MYPs?			
2. Total cost of other benefits			
3. Percent change in cost of other benefits over prior year			

S9. Status of Other Funds

Analyze the status of other funds that may have negative fund balances at the end of the current fiscal year. If any other fund has a projected negative fund balance, prepare an interim report and multiyear projection for that fund. Explain plans for how and when the negative fund balance will be addressed.

S9A. Identification of Other Funds with Negative Ending Fund Balances

DATA ENTRY: Click the appropriate button in Item 1. If Yes, enter data in Item 2 and provide the reports referenced in Item 1.

1. Are any funds other than the general fund projected to have a negative fund balance at the end of the current fiscal year? No

   If Yes, prepare and submit to the reviewing agency a report of revenues, expenditures, and changes in fund balance (e.g., an interim fund report) and a multiyear projection report for each fund.

2. If Yes, identify each fund, by name and number, that is projected to have a negative ending fund balance for the current fiscal year. Provide reasons for the negative balance(s) and explain the plan for how and when the problem(s) will be corrected.

ADDITIONAL FISCAL INDICATORS

The following fiscal indicators are designed to provide additional data for reviewing agencies. A "Yes" answer to any single indicator does not necessarily suggest a cause for concern, but may alert the reviewing agency to the need for additional review.

DATA ENTRY: Click the appropriate Yes or No button for items A2 through A9; Item A1 is automatically completed based on data from Criterion 9.

A1.	Do cash flow projections show that the district will end the current fiscal year with a negative cash balance in the general fund? (Data from Criterion 9B-1, Cash Balance, are used to determine Yes or No)	No
A2.	Is the system of personnel position control independent from the payroll system?	No
A3.	Is enrollment decreasing in both the prior and current fiscal years?	No
A4.	Are new charter schools operating in district boundaries that impact the district's enrollment, either in the prior or current fiscal year?	No
A5.	Has the district entered into a bargaining agreement where any of the current or subsequent fiscal years of the agreement would result in salary increases that are expected to exceed the projected state funded cost-of-living adjustment?	No
A6.	Does the district provide uncapped (100% employer paid) health benefits for current or retired employees?	Yes
A7.	Is the district's financial system independent of the county office system?	Yes
A8.	Does the district have any reports that indicate fiscal distress pursuant to Education Code Section 42127.6(a)? (If Yes, provide copies to the county office of education.)	No
A9.	Have there been personnel changes in the superintendent or chief business official positions within the last 12 months?	No

When providing comments for additional fiscal indicators, please include the item number applicable to each comment.

Comments:
(optional)

End of School District First Interim Criteria and Standards Review

San Juan Unified School District

2020-21 First Interim Report

with multi-year Projections
Positive certification

Presented to the Board of Education
December 15, 2020

Core Messages

- The economy has undergone a rapid, but uneven recovery. State revenues are trending 22% ahead of the projections used in the 2020-21 enacted budget. Over-collections in the current year will likely be used to eliminate the need for deferrals.
- The Legislative Analyst's Office (LAO) cautions that revenue growth will be slow (about 1%) in the next few years, not keeping pace with rising costs of current programs, leading to a $17 billion deficit by 2024-25.
- We encourage state leaders to continue to prioritize the high quality public education promised to students; help districts open schools safely, keep the promise of the supplemental payment beyond the Proposition 98 minimum guarantee, and eliminate unsustainable deferrals.
- The district will continue to exercise caution and flexibility in long-term fiscal planning. The budget will support on-going expenditures with on-going revenues and meet the requirements of a positive certification.

1

Overview

- Legal Requirements
- 2020-21 First Interim Budget Report
  - Planning Factors
  - All Funds
  - Unrestricted General Fund
- Multi-year Projections
- Latest State Budget News
- Next Steps

Legal Requirements

Recommended action today:

- Review and approve the 2020-21 First Interim Report and budget revisions

Planning Factors
2020-23

	2020-21		2021-22		2022-23	
	Adopted	1st Interim	Projected	1st Interim	Projected	1st Interim
Funded ADA	~~37,342~~	37,509	~~37,497~~	37,534	~~37,497~~	37,534
Increase/(Decrease)	*~~(129)~~*	*38*	*~~155~~*	*25*	*~~0~~*	*~~0~~*
Statutory COLA	2.31%	2.31%	2.48%	2.48%	3.26%	3.26%
Funded COLA	~~-7.92%~~	0.00%	~~0.00%~~	0.00%	~~0.00%~~	0.00%
LCFF $/ADA (Avg.)	~~9,016~~	9,791	~~9,041~~	9,824	~~9,041~~	9,824
Increase/(Decrease)	*-7.86%*		*0.28%*		*0%*	
STRS Rate	16.15%	16.15%	~~16.02%~~	15.92%	~~18.10%~~	18.40%
Increase/(Decrease)	*-0.95%*	*-0.95%*	*~~-0.13%~~*	*-0.15%*	*~~2.08%~~*	*2.10%*
PERS Rate	20.70%	20.70%	~~22.84%~~	23.00%	~~25.50%~~	26.30%
Increase/(Decrease)	*0.98%*	*0.98%*	*~~2.14%~~*	*2.30%*	*~~2.66%~~*	*3.30%*
Medical Ins. Increase	~~6.50%~~	1.50%	~~7.75%~~	4.00%	~~7.75%~~	7.50%

4

First Interim Report
2020-21 – All Funds

FUND	Beginning Balance	Revenues	Expenses	Other Financing	Surplus/ (Deficit)	Ending Balance
Supplemental/Concentrn	4,330,412	36,478,187	36,217,051	(9,529)	251,607	4,582,019
Base / Other	47,031,634	340,121,993	276,534,789	(55,692,965)	7,894,239	54,925,873
Total Unrestricted	51,362,046	376,600,180	312,751,840	(55,702,494)	8,145,846	59,507,892
Total Restricted	26,964,387	141,579,304	196,549,345	47,055,774	(7,914,267)	19,050,120
GENERAL FUND	**78,326,434**	**518,179,484**	**509,301,185**	**(8,646,720)**	**231,579**	**78,558,013**
Charter Schools	1,317,937	3,310,481	3,293,565	(237,828)	(220,912)	1,097,025
SPED (SELPA)	0	4,627,521	4,627,521	0	0	0
Adult Education	1,733,310	3,502,101	3,666,053	(90,300)	(254,252)	1,479,058
Child Development	2,558,674	21,106,330	25,803,940	2,915,000	(1,782,610)	776,064
Cafeteria	4,002,886	5,226,525	12,578,028	3,667,225	(3,684,278)	318,608
Deferred Maintenance	1,223,133	7,000	2,430,132	2,000,000	(423,132)	800,001
SPECIAL REVENUE	**10,835,940**	**37,779,958**	**52,399,239**	**8,254,097**	**(6,365,184)**	**4,470,756**
Building	98,739,573	4,234,135	173,284,584	182,800,498	13,750,049	112,489,622
Capital Facilities	964,664	1,460,000	650,520	0	809,480	1,774,144
County School Facilities	482	1,791,616	0	(1,791,616)	0	482
Special (Prop 39)	146,247	150	87,902	0	(87,752)	58,495
CAPITAL PROJECTS	**99,850,966**	**7,485,901**	**174,023,006**	**181,008,882**	**14,471,777**	**114,322,743**
SELF INSURANCE	**36,651,676**	**20,815,647**	**22,093,348**	**0**	**(1,277,701)**	**35,373,975**
TOTAL	**225,665,015**	**584,260,990**	**757,816,778**	**180,616,259**	**7,060,471**	**232,725,486**

5

First Interim Report

2020-21 – Unrestricted General Fund

	Adopted Budget	Budget Act	1st Interim	2nd Interim	Estimated Actuals	Unaudited Actuals
Revenues	**345,392,477**	**375,981,885**	**376,600,180**			
Expenses						
Salaries/Benefits	292,016,756	292,024,072	288,845,862			
Other Expenditures	21,893,712	21,886,275	23,905,978			
Total Expenses	**313,910,468**	**313,910,347**	**312,751,840**			
Other Financing	**(55,481,929)**	**(54,201,982)**	**(55,702,494)**			
Surplus/(Deficit)	**(23,999,920)**	**7,869,556**	**8,145,846**			
Beginning Balance	**40,760,784**	**51,362,046**	**51,362,046**			
Ending Balance	**16,760,864**	**59,231,602**	**59,507,892**			
Assigned	13,008,305	16,334,787	16,204,019			
Unassigned	3,752,559	42,896,815	43,303,873			

6

First Interim Report

2020-21 – Unrestricted General Fund

	Adopted Budget			First Interim Report		
	Supplemental Concentration	Base All Other	Total	Supplemental Concentration	Base All Other	Total
Revenues	**33,435,489**	**311,956,988**	**345,392,477**	**36,478,187**	**340,121,993**	**376,600,180**
Expenses						
Salaries/Benefits	28,778,158	263,238,598	292,016,756	27,944,588	260,901,274	288,845,862
Other Expenditures	6,506,507	15,387,205	21,893,712	8,272,463	15,633,515	23,905,978
Total Expenses	**35,284,665**	**278,625,803**	**313,910,468**	**36,217,051**	**276,534,789**	**312,751,840**
Other Financing	**(9,529)**	**(55,472,400)**	**(55,481,929)**	**(9,529)**	**(55,692,965)**	**(55,702,494)**
Surplus/(Deficit)	**(1,858,705)**	**(22,141,215)**	**(23,999,920)**	**251,607**	**7,894,239**	**8,145,846**
Beginning Balance	**4,095,010**	**36,665,774**	**40,760,784**	**4,330,412**	**47,031,634**	**51,362,046**
Ending Balance	**2,236,305**	**14,524,559**	**16,760,864**	**4,582,019**	**54,925,873**	**59,507,892**
Assigned	2,236,305	10,772,000	13,008,305	4,582,019	11,622,000	16,204,019
Unassigned		3,752,559	3,752,559		43,303,873	43,303,873

7

Multi-Year Projections

2021-23 – Unrestricted General Fund

	2021-22		2022-23	
	Adopted Budget	First Interim	Adopted Budget	First Interim
Revenues	**347,697,449**	**378,162,469**	**345,990,597**	**378,162,469**
Expenses				
Salaries/Benefits	299,718,299	293,779,621	310,828,455	305,231,206
Other Expenditures	22,008,533	24,317,176	22,142,730	24,919,319
Total Expenses	**321,726,832**	**318,096,797**	**332,971,185**	**330,150,525**
Other Financing	**(57,518,793)**	**(54,885,830)**	**(60,115,526)**	**(57,751,765)**
Surplus/(Deficit)	**(31,548,176)**	**5,179,842**	**(47,096,114)**	**(9,739,821)**
Beginning Balance	**16,760,864**	**59,507,892**	**(14,787,312)**	**64,687,734**
Ending Balance	**(14,787,312)**	**64,687,734**	**(61,883,426)**	**54,947,913**
Assigned	(12,513,050)	16,758,851	(11,310,741)	17,251,792
Unassigned	(27,300,362)	47,928,883	(73,194,167)	37,696,121
Change in Unassigned	*(44,955,697)*	*21,583,438*	(45,893,805)	(10,232,762)

8

Latest News

- The LAO estimates that the Proposition 98 minimum guarantee has increased by over $14 billion. It's unclear when the state will appropriate those funds for school districts. The cost of deferrals is about $11 billion.
- The prospect and timing of additional federal stimulus assistance remains unclear. It is likely to be more targeted, but education will probably be included.
- The governor and his finance team have begun to develop the 2021-22 state budget which he will propose in January.

9

Next Steps

- Continue to monitor local, state, national and global economies.
  An accurate impact of recession may not be known for several months.
- Continue to identify potential budget balancing solutions for future years.
- Develop scenarios based on governor's proposed budget.
- Continue to build system-wide understanding.

10

Special Thanks
to the Fiscal Department

Questions?





11

SAN JUAN UNIFIED SCHOOL DISTRICT
BOARD OF EDUCATION

AGENDA ITEM: J-3

MEETING DATE: 12/15/2020

SUBJECT: Local Control Funding Formula Budget Overview For Parents

For Discussion: ☐
For Action: ☒
Report: ☐
Workshop: ☐
Recognition: ☐
Emergency Action: ☐

DEPARTMENT: Professional Learning and Curriculum Innovation

ACTION REQUESTED:
The superintendent is recommending that the board review and adopt San Juan Unified's Local Control Funding Formula (LCFF) Budget Overview for Parents.

RATIONAL/BACKGROUND:
California Education Code (EC) Section 52064.1 requires each school district to develop the LCFF Budget Overview for Parents. Each year San Juan Unified School District provides an overview of the LCFF for parents to review. Senate Bill 98 added EC Section 43509, which changed the adoption date for the Budget Overview for Parents for the 2020-2021 school year. For 2020-2021, local governing boards are required to adopt and submit the Budget Overview for Parents on or before December 15, 2020, in conjunction with the first interim budget report. This year, given the suspension of the Local Control and Accountability Plan (LCAP), the Budget Overview for Parents addresses expenditures in the Learning Continuity and Attendance Plan that were required for the 2020-2021 school year.

ATTACHMENT(S):
A: LCFF Budget Overview for Parents

BOARD COMMITTEE ACTION/COMMENT:
Local Control and Accountability Plan Parent Advisory Committee (LCAP PAC): 12/03/2020

PREVIOUS STAFF/BOARD ACTION:
Superintendent's Cabinet: 12/07/2020

FISCAL IMPACT:
Current Budget: N/A
Additional Budget: $ N/A
Funding Source: NA
Current Year Only ☐ On-going ☐

LCAP/STRATEGIC PLAN:
Goal: N/A Focus: N/A
Action: N/A
Strategic Plan: N/A

PREPARED BY: Kristan Schnepp, Senior Director, Professional Learning and Innovation KS

APPROVED BY: Melissa Bassanelli, Deputy Superintendent, Schools and Student Support
Kent Kern, Superintendent of Schools

LCFF Budget Overview for Parents

Local Educational Agency (LEA) Name: San Juan Unified School District

CDS Code: 34674470000000

School Year: 2020-2021

LEA contact information: Kristan Schnepp, kschnepp@sanjuan.edu, Phone (916) 971-7364

School districts receive funding from different sources: state funds under the Local Control Funding Formula (LCFF), other state funds, local funds, and federal funds. LCFF funds include a base level of funding for all LEAs and extra funding - called "supplemental and concentration" grants - to LEAs based on the enrollment of high needs students (foster youth, English learners, and low-income students).

Budget Overview for the 2020-2021 School Year

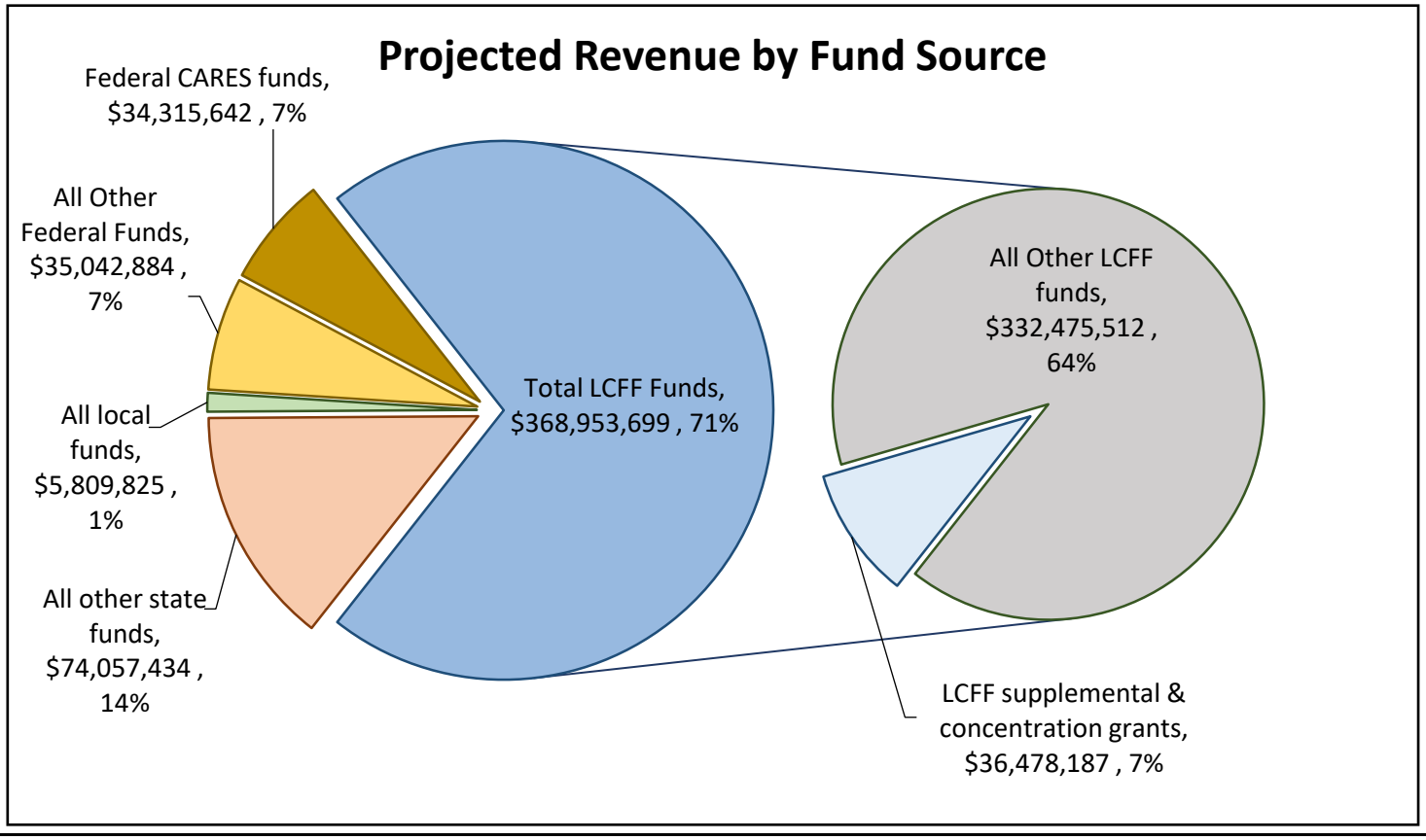

This chart shows the total general purpose revenue San Juan Unified School District expects to receive in the coming year from all sources.

The total revenue projected for San Juan Unified School District is $518,179,484.00, of which $368,953,699.00 is Local Control Funding Formula (LCFF) funds, $74,057,434.00 is other state funds, $5,809,825.00 is local funds, and $69,358,526.00 is federal funds. Of the $69,358,526.00 in federal funds, $34,315,642.00 are federal CARES Act funds. Of the $368,953,699.00 in LCFF Funds, $36,478,187.00 is generated based on the enrollment of high needs students (foster youth, English learner, and low-income students).

LCFF Budget Overview for Parents

For the 2020-21 school year school districts must work with parents, educators, students, and the community to develop a Learning Continuity and Attendance Plan (Learning Continuity Plan). The Learning Continuity Plan replaces the Local Control and Accountability Plan (LCAP) for the 2020–21 school year and provides school districts with the opportunity to desribe how they are planning to provide a high-quality education, social-emotional supports, and nutrition to their students during the COVID-19 pandemic.

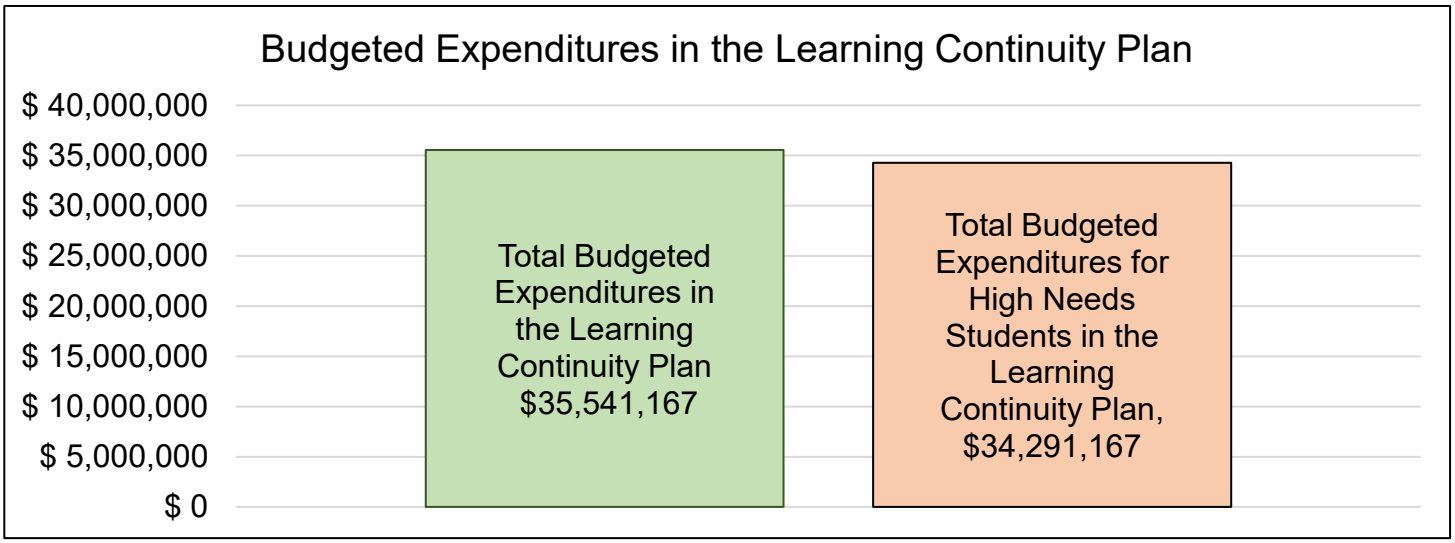

This chart provides a quick summary of how much San Juan Unified School District plans to spend for planned actions and services in the Learning Continuity Plan for 2020-2021 and how much of the total is tied to increasing or improving services for high needs students.

San Juan Unified School District plans to spend $509,301,185.00 for the 2020-2021 school year. Of that amount, $35,541,167.00 is tied to actions/services in the Learning Continuity Plan and $473,760,018.00 is not included in the Learning Continuity Plan. The budgeted expenditures that are not included in the Learning Continuity Plan will be used for the following:

* Certificated and classified employee salaries and benefits
* Instructional materials and resources
* General operating budgets of school sites
* Transportation
* COVID-19 related expenditure
* Special Education
* Professional and consulting services
* Insurance
* District operating and housekeeping expenses
* Routine repair and maintenance.

These expenditures, while not included in the Learning Continuity Plan, are integral to the district's ability to serve students and families.

LCFF Budget Overview for Parents

Increased or Improved Services for High Needs Students in in the Learning Continuity Plan for the 2020-2021 School Year

In 2020-2021, San Juan Unified School District is projecting it will receive $36,478,187.00 based on the enrollment of foster youth, English learner, and low-income students. San Juan Unified School District must describe how it intends to increase or improve services for high needs students in the Learning Continuity Plan. San Juan Unified School District plans to spend $34,291,167.00 towards meeting this requirement, as described in the Learning Continuity Plan. The additional improved services described in the plan include the following:

* Providing technology and software to closely monitor and support students, particularly foster/homeless youth, English learners and low-income students
* Building instructional staff capacity to support newcomers, refugees, English language learners and Long-term English learners
* Supplemental support staff to meet academic and socio-emotional needs of all high needs students, including co-teachers, intervention specialists, instructional coaches, counselors, and advocacy teachers
* Bilingual instructional aides, school community resource assistants and English language development teachers for English learners and families
* Site allocations of supplemental funding (Title I and LCFF)

LCFF Budget Overview for Parents

Update on Increased or Improved Services for High Needs Students in 2019-2020

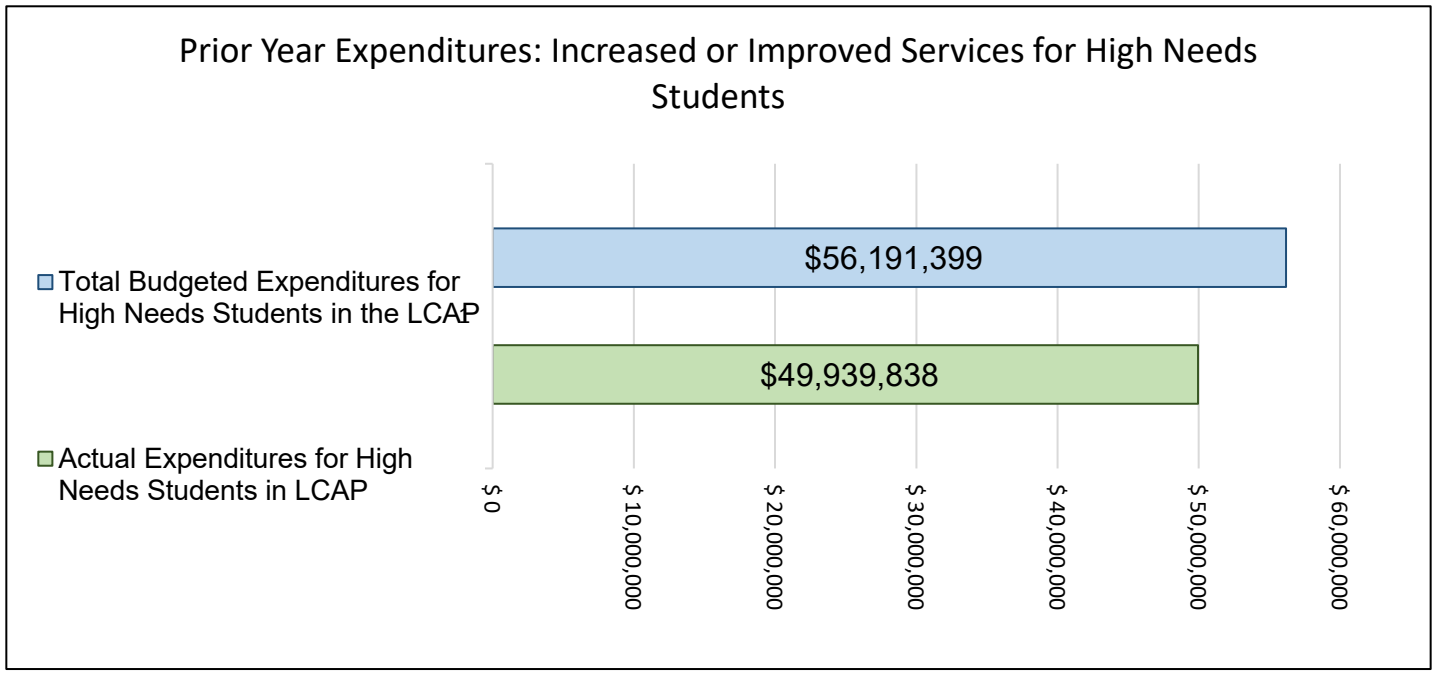

This chart compares what San Juan Unified School District budgeted in the 2019-20 LCAP for actions and services that contributed to increasing or improving services for high needs students with what San Juan Unified School District actually spent on actions and services that contributed to increasing or improving services for high needs students in the 2019-20 school year.

In 2019-2020, San Juan Unified School District's LCAP budgeted $56,191,399.00 for planned actions to increase or improve services for high needs students. San Juan Unified School District actually spent $49,939,838.00 for actions to increase or improve services for high needs students in 2019-2020. The difference between the budgeted and actual expenditures of $6,251,561.00 had the following impact on San Juan Unified School District's ability to increase or improve services for high needs students:

Our schools closing in March 2020 due to COVID-19 impacted the implementation of planned actions in the spring. As a result 89% of our annual budgets were expended. Actions requiring in-person delivery, collaboration, and professional development were not fully implemented. However, the actions relating to English Learners and Math Proficiency were almost fully implemented.

SAN JUAN UNIFIED SCHOOL DISTRICT
BOARD OF EDUCATION

AGENDA ITEM: J-4

MEETING DATE: 12/15/2020

SUBJECT: San Juan Choices Charter School Local Control Funding Formula Budget Overview For Parents

For Discussion: ☐
For Action: ☒
Report: ☐
Workshop: ☐
Recognition: ☐
Emergency Action: ☐

DEPARTMENT: Admissions and Family Services

ACTION REQUESTED:
The superintendent is recommending that the board review and adopt San Juan Choices Charter School's Local Control Funding Formula (LCFF) Budget Overview for Parents.

RATIONAL/BACKGROUND:
California Education Code (EC) Section 52064.1 requires each school district to develop the LCFF Budget Overview for Parents. Each year San Juan Choices Charter School provides an overview of the LCFF for parents to review. Senate Bill 98 added EC Section 43509, which changed the adoption date for the Budget Overview for the 2020-2021 school year. For 2020-2021, local governing boards are required to adopt and submit the Budget Overview for Parents on or before December 15, 2020, in conjunction with the first interim budget report. This year, given the suspension of the Local Control Accountability Plan (LCAP), the Budget Overview for Parents addresses expenditures in the Learning Continuity and Attendance Plan that were required for the 2020-2021 school year.

ATTACHMENT(S):
A: LCFF Budget Overview for Parents

BOARD COMMITTEE ACTION/COMMENT:
Choices Charter School Advisory Council: 12/02/2020

PREVIOUS STAFF/BOARD ACTION:
Superintendent's Cabinet: 12/07/2020

FISCAL IMPACT:
Current Budget: N/A
Additional Budget: $ N/A
Funding Source: N/A

LCAP/STRATEGIC PLAN:
Goal: N/A Focus: N/A
Action: N/A
Strategic Plan: N/A

PREPARED BY: Michele Flagler, Director, Admissions and Family Services

APPROVED BY: Debra Calvin, Ed.D., Assistant Superintendent, Educational Services DC
Melissa Bassanelli, Deputy Superintendent, Schools and Student Support MB
Kent Kern, Superintendent of Schools KK

LCFF Budget Overview for Parents

Local Educational Agency (LEA) Name: San Juan Choices Charter School

CDS Code: 34 67447 3430758

School Year: 2020-2021

LEA contact information: Tony Oddo; (916) 979-8378; toddo@sanjuan.edu

School districts receive funding from different sources: state funds under the Local Control Funding Formula (LCFF), other state funds, local funds and federal funds. LCFF funds include a base level of funding for all LEAs and extra funding - called "supplemental and concentration" grants - to LEAs based on the enrollment of high needs students (foster youth, EL and low-income students).

Budget Overview for the 2020-2021 School Year

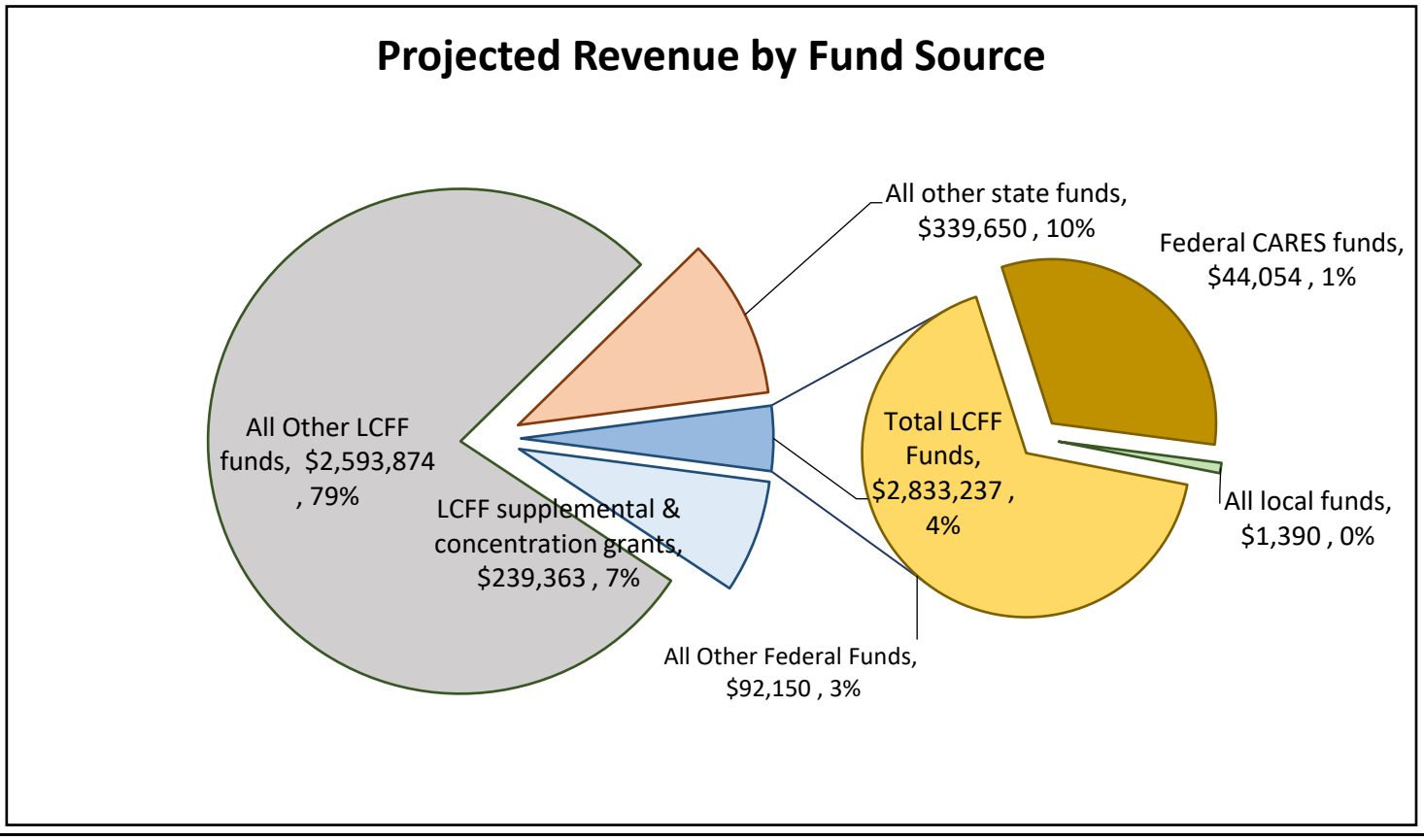

This chart shows the total general purpose revenue San Juan Choices Charter School expects to receive in the coming year from all sources.

The total revenue projected for San Juan Choices Charter School is $3,310,481.00, of which $2,833,237.00 is Local Control Funding Formula (LCFF) funds, $339,650.00 is other state funds, $1,390.00 is local funds, and $136,204.00 is federal funds. Of the $136,204.00 in federal funds, $44,054.00 are federal CARES Act funds. Of the $2,833,237.00 in LCFF Funds, $239,363.00 is generated based on the enrollment of high needs students (foster youth, EL and low-income students).

LCFF Budget Overview for Parents

For the 2020-21 school year school districts must work with parents, educators, students and the community to develop a Learning Continuity and Attendance Plan (Learning Continuity Plan). The Learning Continuity Plan replaces the Local Control and Accountability Plan (LCAP) for the 2020–21 school year and provides school districts with the opportunity to describe how they are planning to provide a high-quality education, social-emotional supports and nutrition to their students during the COVID-19 pandemic.

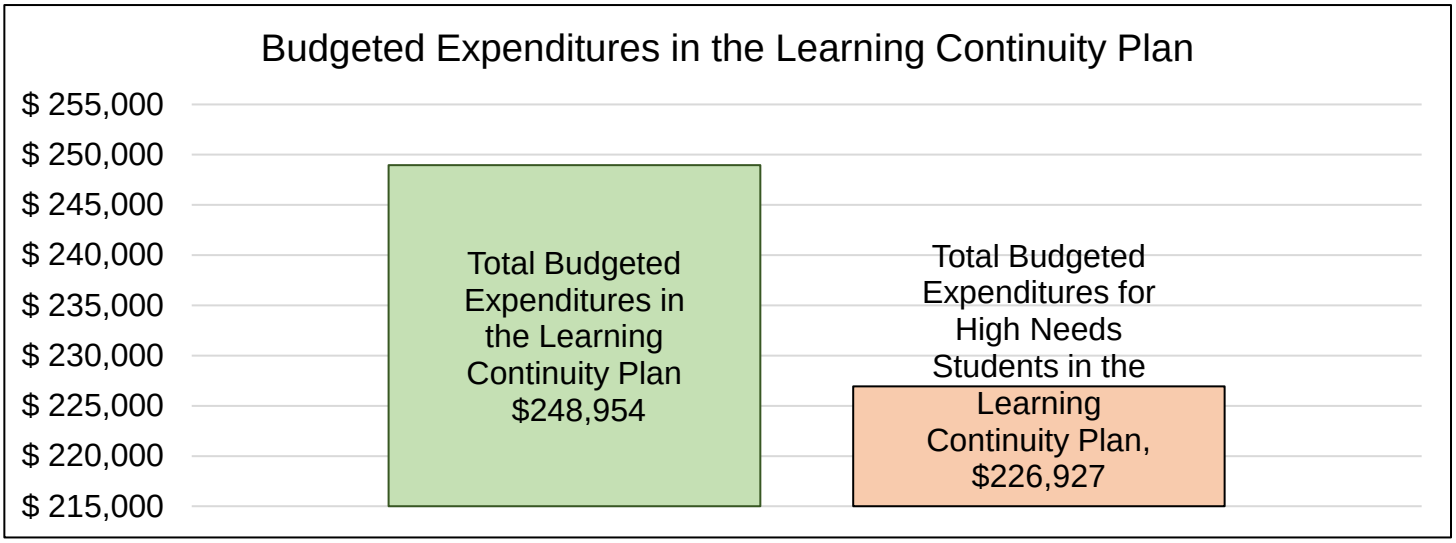

This chart provides a quick summary of how much San Juan Choices Charter School plans to spend for planned actions and services in the Learning Continuity Plan for 2020-2021 and how much of the total is tied to increasing or improving services for high needs students.

San Juan Choices Charter School plans to spend $3,293,565.00 for the 2020-2021 school year. Of that amount, $248,954.00 is tied to actions/services in the Learning Continuity Plan and $3,044,611.00 is not included in the Learning Continuity Plan. The budgeted expenditures that are not included in the Learning Continuity Plan will be used for the following:

Unrestricted operational costs such as facility lease costs, utilities, property and liability insurance, contribution to SJUSD for some central services, and technology purchased with restricted grant funds.

Increased or Improved Services for High Needs Students in in the Learning Continuity Plan for the 2020-2021 School Year

LCFF Budget Overview for Parents

In 2020-2021, San Juan Choices Charter School is projecting it will receive $239,363.00 based on the enrollment of foster youth, EL and low-income students. San Juan Choices Charter School must describe how it intends to increase or improve services for high needs students in the Learning Continuity Plan. San Juan Choices Charter School plans to spend $226,927.00 towards meeting this requirement, as described in the Learning Continuity Plan. The additional improved services described in the plan include the following:

Our largest subgroup is low-income students. When the site closed in March 2020, there was an increased demand for technology hardware, primarily by Foster Youth, EL's, and low-income students. By purchasing/increasing the amount of Chromebooks/laptops, investing in WiFi hotspots, and providing classroom materials to be taken home for learning and instruction available to all students in the school, we are also increasing the availability of resources to Foster Youth, EL and low-income students.

LCFF Budget Overview for Parents

Update on Increased or Improved Services for High Needs Students in 2019-2020

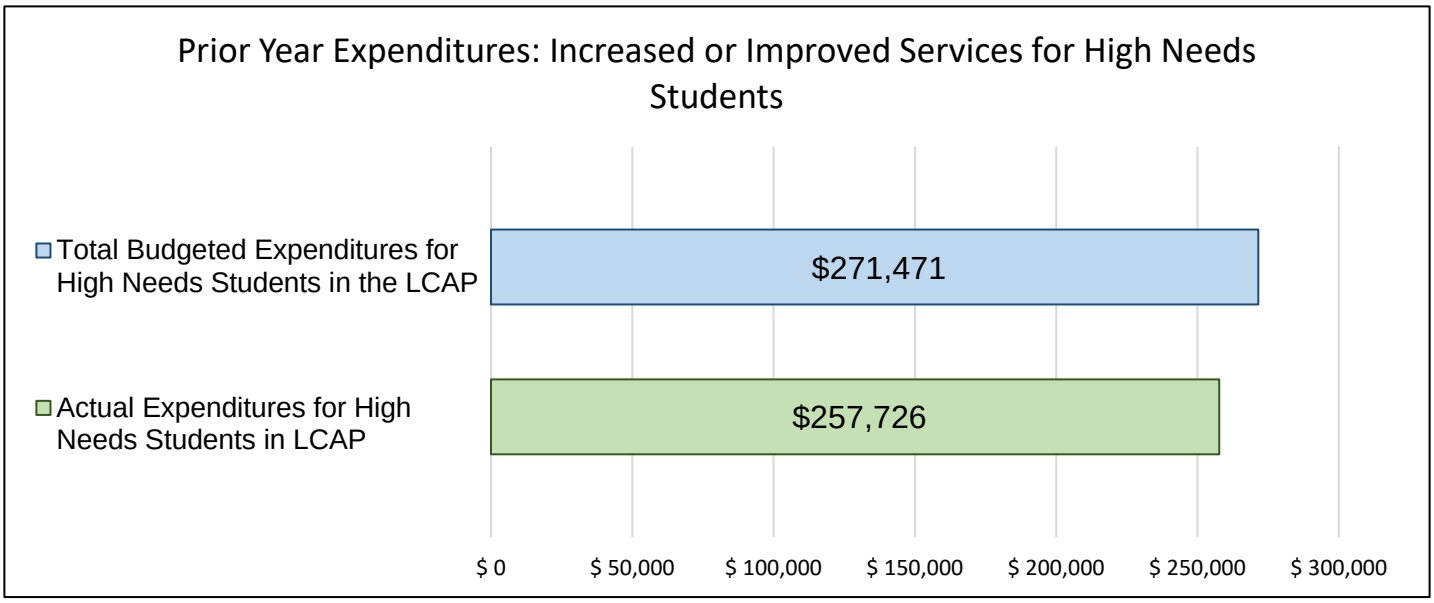

This chart compares what San Juan Choices Charter School budgeted in the 2019-20 LCAP for actions and services that contributed to increasing or improving services for high needs students with what San Juan Choices Charter School actually spent on actions and services that contributed to increasing or improving services for high needs students in the 2019-20 school year.

In 2019-2020, San Juan Choices Charter School's LCAP budgeted $271,471.00 for planned actions to increase or improve services for high needs students. San Juan Choices Charter School actually spent $257,726.00 for actions to increase or improve services for high needs students in 2019-2020. The difference between the budgeted and actual expenditures of $13,745.00 had the following impact on San Juan Choices Charter School's ability to increase or improve services for high needs students:

During the 2019-20 school year, Choices Charter was impacted by the COVID-19 pandemic. Our site moved to distance learning only beginning on March 16 through the end of the school year. Actions such as planned interventions, field trips, career fair, college visits and multiple on-site staff interventions that would have been provided to students in an in-person environment were not provided due to the conditions created by the pandemic.

SAN JUAN UNIFIED SCHOOL DISTRICT
BOARD OF EDUCATION

AGENDA ITEM: J-5

MEETING DATE: 12/15/2020

SUBJECT: Textbook Adoption – Science TK-5

DEPARTMENT: Professional Learning and Curriculum Innovation

For Discussion: ☒
For Action: ☐
Report: ☐
Workshop: ☐
Recognition: ☐
Emergency Action: ☐

ACTION REQUESTED:
The superintendent is recommending that the board discuss the Report II related to the new science TK-5 textbook adoption.

RATIONAL/BACKGROUND:
As San Juan Unified School District continues to move forward with the implementation of the state standards and new graduation requirements, teachers and students must have access to current and aligned instructional materials. To address this need, the Professional Learning and Curriculum Innovation department formed adoption committees composed of teachers, administrators, parents, community members, and support staff to explore, pilot, and recommend new standards-aligned textbooks and materials for adoption. A wide variety of schools, with all grade and course levels represented, reviewed, and piloted the textbooks and materials.

Action Anticipated: January 12, 2021

ATTACHMENT(S):
A: Presentation
B: Textbook Adoption Report II
C: TK-5 Science Prescreen Tool
D: TK-5 Science Instructional Materials Paper Screen Tool
E: TK-5 Science Instructional Materials Pilot – Full Evaluation Tool
F: TK-2 and 3-5 Student Pilot Survey Questions

BOARD COMMITTEE ACTION/COMMENT:
Curriculum, Standards, Instructional & Student Services Committee: 12/02/2020

PREVIOUS STAFF/BOARD ACTION:
Superintendent's Cabinet: 12/07/2020

FISCAL IMPACT:
Current Budget: $3,931,394+$96,790/year for 7 years
Additional Budget: $ N/A
Funding Source: Lottery and IMF
Current Year Only [x] On-going [ ]

LCAP/STRATEGIC PLAN:
Goal: NA Focus: NA
Action: NA
Strategic Plan: N/A

PREPARED BY: Kristan Schnepp, Senior Director, Professional Learning and Innovation KS

APPROVED BY: Melissa Bassanelli, Deputy Superintendent, Schools and Student Support
Kent Kern, Superintendent of Schools KK

TK-5 Science Adoption Report II

Presented to
San Juan Unified Board of Education
December 15, 2020

Kristan Schnepp, Senior Director, Professional Learning and Innovation
Paula Baucom, K-12 Program Specialist, Science/Health

Adoption Timeline

November 2018	Instructional materials approved by the State Board of Education (SBE)
March 29, 2019	Adoption committee and steering subcommittees formed
May 23, 2019	Public preview open house
April 23 - May 29, 2019	Steering subcommittee prescreened materials
July 8 -10, 2019	Adoption committee paper screened materials

2

Adoption Timeline

September 2019 - February 2020	53 teachers piloted all 3 materials over 3 different cycles at 28 school sites
March 4, 2020	Adoption committee recommendation
March 13, 2020	**Adoption process put on hold due to Covid-19**
December 2, 2020	Curriculum and Standards discussion
December 2020 and January 2021	Board discussion and action

3

Adoption Timeline

January 2021	Implementation of Twig Science digital materials, including virtual professional learning options for teachers
Summer 2021	Professional learning for teachers
Fall 2021	Full implementation of Twig Science

4

Selection Criteria - Prescreen

TIME Evaluation Tool

5 Key Areas

- Phenomena/problems
- Logical sequence
- Students are figuring out
- Three-dimensional performances
  - Disciplinary Core Ideas
  - Science and Engineering Practices
  - Crosscutting Concepts
- District lens - equity

Name of Instructional Materials _____ Grade Level/Course _____
Lesson/Instructional Sequence Title _____ Program # _____
Reviewer Name _____

Section 2: Prescreen – **H2**

CA NGSS TIME Prescreen Tool

3 = Strong evidence **2** = Adequate evidence **1** = Limited/No evidence

Criteria	**Evidence:** What was in the materials? Where was it? Why is this evidence?	**Shows Promise/ Score**
Use Phenomena/Problems. Materials provide relevant and authentic learning contexts through which students: • engage as directly as possible with phenomena or problems to ask and answer their questions as well as questions from other sources; and • have the potential to use the three dimensions to make sense of phenomena or design solutions to problems.*		
Presence of Logical Sequence. Student learning across the three dimensions is: • arranged in a logical sequence; and • sufficient and appropriate for students to figure out the phenomena or problems.*		
Students are Figuring Out. Materials position students to make sense of phenomena and design solutions to problems by*: • asking and answering questions that link learning over time; and • using the three dimensions to link prior knowledge and negotiate new understandings and abilities.		
Three-dimensional Performances. Materials include assessments designed to: • match the targeted learning goals; and • elicit evidence of students' use of the three dimensions to make sense of phenomena and/or to design solutions to problems.*		
Insert district-specific criteria as needed. Materials include features that are considered important for the learning outcomes of the student population in the district (see District Lens).		

*To the extent possible when reviewing a limited portion of the instructional materials.

5

Selection Criteria - Paper Screen and Full Evaluation Tools

Modified TIME Evaluation Tool

6 Key Areas

- Phenomena
- 3 Dimensions of Next Generation Science Standards (NGSS)
- Program design
- Instructional/pedagogical support
- Assessment
- Equity and social context


Name of Instructional Materials _____ Grade Levels_____

Units _____ Reviewer Name _____

TK-5 Science Instructional Materials Paper Screen Tool – San Juan USD

5= **Strong Evidence** **3** = **Adequate Evidence** **1** = **Limited/No Evidence**

Criteria	Evidence: What was in the materials? Where was it? Why is this evidence?	Score (1, 3, 5)
Phenomena • Is figuring out the how and why of phenomena central to the learning experience? • Are the phenomena engaging, meaningful, and relevant to students? • Do the materials include both anchoring and investigative phenomena?		
3 Dimensions of NGSS • Are the 3 dimensions of NGSS appropriately balanced and integrated throughout the materials? • Are students actively engaged and using all 3 dimensions to build conceptual understanding? • How well do the materials incorporate the NGSS Science and Engineering Practices? • How well do the materials incorporate the NGSS Crosscutting Concepts? • How well do the materials incorporate the NGSS Disciplinary Core Ideas?		
Program Design • Do the materials follow a conceptual flow (storyline) in lesson sequencing? • Do the materials provide opportunities for hands-on explorations (labs, experiments, projects) that connect to the phenomena • Do the materials provide opportunities for students to express, clarify, justify, interpret, and represent their ideas and to respond to peer and teacher feedback orally and/or in written form as appropriate? • Is the engineering process thoughtfully interwoven and connected with the science content? • Are there connections to ELA/ELD and math in grade-appropriate, meaningful, and real world ways? • Do included multimedia resources support student sense making? (online simulations, videos, articles, etc.)		

6

Decision Making Process

When determining final recommendation, the committee:

- Reviewed and discussed all available student, teacher, and community feedback
- Reflected on the experience of piloting each set of materials
- Discussed the strengths and limitations of each set of materials through the lens of the selection criteria
- Used the consensus model via an electronic vote
- Prioritized recommendations for implementation

7

Why Twig Science?

- Strong storylines
- NGSS 3-dimensions are clearly evident
- Opportunities for hands-on activities, engineering, and scientific modeling
- Rich multimedia: videos, online, etc.



8

Why Twig Science?

- Engaging phenomena
- A variety of opportunities for student discourse
- Leveled readers provide differentiation
- Integration of reading and writing

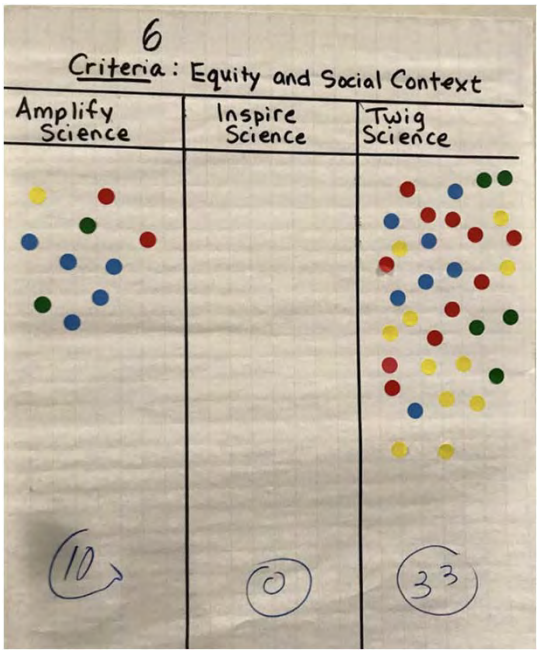

9

Student Feedback

- Opportunity for hands-on experiences
- Focus on figuring out science ideas
- Engaging multimedia
- Many opportunities to collaborate and engage in discourse
- Not accustomed to the level of reading and writing in science

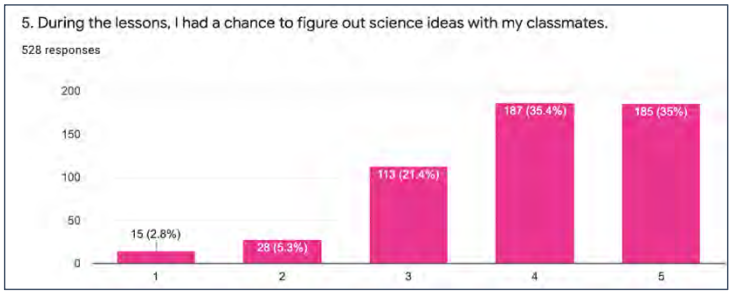

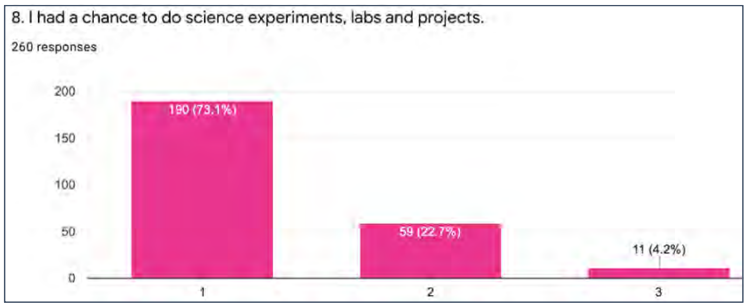

(total student responses, n = 788)

10

Estimated Costs

Total Cost of the Adoption: $4,608,924

Twig Materials: $3,931,394

Remaining funds will be used to replace science kit consumables for the remaining 7 years of the adoption

11

Professional Learning Model

Digital Materials for Distance Learning

- January 2021: One hour asynchronous module plus live Zoom sessions by grade levels for additional support and questions, weekly support from Twig Science as needed

Full Program implementation:

- June, August, or September, 2021: One full day of professional learning
- Ongoing support throughout the 2021-2022 school year in a variety of formats

12

Questions

13

San Juan Unified School District
Curriculum and Professional Development Department

Textbook Adoption

Report II

SUMMARY INFORMATION FROM REPORT I

1. **Subject area or course:**

   TK-5 Science

2. **Recommended Text:**

   Twig Science

3. **Rationale:**

   a. **Title, publisher, copyright and year of adoption of current textbook:**
   Science, TK-5
   FOSS Science Kits (Full Option Science System)
   Delta Education, 2007
   Adopted in 2008

   b. **Alignment with state or district textbook cycle:**
   The adoption of the TK-5 science materials is on cycle with the current SJUSD adoption matrix

   c. **Special considerations, if any:**
   None

4. **Adoption timeline**

Formation of adoption committee and notification of publishers	March 29, 2019
Public Preview Open House	May 23, 2019
Steering Committee – initial review and narrowing down options for full review (20 members sub-committee out of the total 53 on the adoption committee), 6 meetings for a total of 13.5 hours	April 23 to May 29, 2019
Committee consideration of possible choices, with publisher presentations (3 full days, 18 hours total)	July 8 to July 10, 2019
Classroom piloting, round 1, followed by evaluation rubrics	September 3 to October 18, 2019
Public viewing	September 3, 2019 – January 10, 2020
Adoption Report I	December 18, 2019

Curriculum and Standards Committee	December 18, 2019
Classroom piloting, round 2, followed by evaluation rubrics	October 21 to December 20, 2019
Classroom piloting, round 3, followed by evaluation rubrics	January 7 to February 14, 2020
Committee decision-making	March 4, 2020
Hold placed on adoption process due to Covid-19	March 13 to December 1, 2020
Adoption Report II	December 2, 2020
Recommendation to Curriculum and Standards Committee	December 2, 2020
Board discussion	December 15, 2020
Board action	January 12, 2021
Purchase orders submitted	January 13, 2021
Teachers begin using distance learning materials	January 13, 2021
New materials in the classroom (kits and print copies)	July, 2021

5. Actual total cost over the life of the adoption, consumables, and professional development:

The total cost of the adoption is $4,607,924.

- $3,648,625.87 for Twig Science materials (plus local sales tax of 7.75% = $3,931,394.37)
- The remaining funds will be used to replace science kit consumables and equipment for the life of the adoption

6. Source of funding:

The K-12 Instructional Materials Reserve (locally restricted) is the source of funding.

RECOMMENDATION PROCESS

7. List of adoption committee members:

See Attachment A

8. How did piloting teachers evaluate the programs, particularly the alignment to standards?

The adoption committee used a modified version of the California NGSS Toolkit for Instructional Materials Evaluation (TIME). All of these tools were developed to analyze alignment to all aspects of the Next Generation Science Standards, including both content and instructional shifts.

See Attachment C: Prescreening Tool
See Attachment D: Paper screening Tool
See Attachment E: Full Pilot Evaluation Tool

9. In what ways were student responses solicited, and what comments did students make?

TK-2 students shared their input via a hard copy form (grades TK-2) and an electronic form for grades 3-5 students. that were completed after the duration of each pilot cycle.

Strengths and limitations as shared by students are as follows:

Strengths
• Lots of experiments and investigations • Excellent videos and multimedia • Many opportunities to work and share ideas with classmates • Opportunities to do engineering projects • Allowed for a variety of ways to understand science concepts • Color pictures in the Twig Book (print workbook)
Limitations
• Students were not accustomed to all the reading and writing in science • Some felt the articles were boring • Articles did not always meet the reading level needs of all students (too high, too low)

See *Attachment F* for copies of the student questionnaires.
See *Attachment G* for samples of student responses.

10. What opportunities were provided for community input?

Information for community members to provide feedback on the materials was made available through district newsletters, on the district website, and in Behind the Scenes and SJ Scene. Dates and events are as follows:

May 23, 2019 – Public preview open house
September 3, 2019 – January 10, 2020 – 30 day public review
January 29, 2020 – Community showcase

FEEDBACK RESULTS

11. Considering the needs of district students, what are the strengths and limitations of each piloted series?

Strengths
• Engaging phenomena • Strong storylines • Opportunities for hands-on activities and/or engineering • Rich multimedia - videos, online, etc. • A variety of opportunities for student discourse • NGSS 3-dimensions are clearly identified in the teacher manual • Student notebooks are in color and engaging • Opportunities for students to do scientific modeling • Leveled readers provide differentiation • Integration of reading and writing • Varied opportunities for assessment
Limitations
• Prep time for hands-on activities can be challenging • Some materials not included in the kits, but expected to be provided by the teacher • Not as strong with student argumentation opportunities • Repetitive at times (varies by unit) • Leveled readers can be challenging for English learners or not challenging enough for advanced students

12. What were the results of the final voting and what is the recommended textbook?

The committee used a consensus process to recommend *Twig Science.* The results of the final vote are below. It is based on a total of 45 committee members who attended the final adoption meeting.

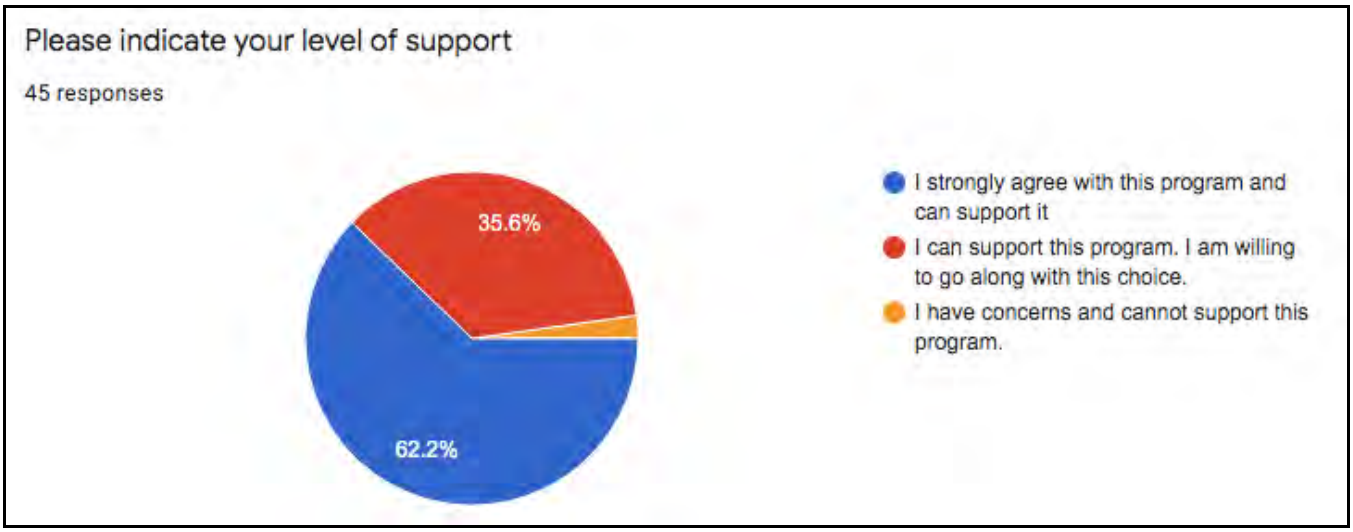

13. List all the student and teacher components of the program, both purchased and gratis.

Student Components	Teacher Components
• *Twig Science*, Twig Book Bundle, includes digital subscription (8-years)	• *Twig Science*, *Teacher Edition Bundle* • *Twig Science, Teacher Digital Subscription, 8-year license* • *Twig Science, Science kit bundle* • *Twig Science, Essential kit bundle* (grades 3-5 only, 2 kits per grade level) • *Twig Science, Trade Books* • *Twig Science, Leveled Reader Bundle* (On-Level, Above-Level, Below-Level, English Learner)

14. What professional development will be provided for teachers? What costs will be associated with the training?

January 2021: Teachers will have the opportunity to participate in a publisher developed one-hour asynchronous instructional module that focuses on the digital components designed for distance learning. This will be followed up with ongoing live Zoom sessions for questions, answers, an additional support as needed.

June, August, or September, 2021: Teachers will have the opportunity to attend one day of summer professional learning to support their use of the new materials. Depending on current health conditions, this training will be facilitated either in person or via Zoom.

- Teachers will participate in training from the publisher on how to effectively teach using the new materials. Professional learning will embed understanding of the instructional shifts within the Next Generation Science Standards.

The cost for the professional development as described above is included in the adoption.

15. Curriculum Department contact for additional information: Kristan Schnepp, Director of Professional Learning and Curriculum Innovation, kschnepp@sanjuan.edu)

16. Date submitted Report II: December 2, 2020

Attachment A: Adoption Committee Members
(asterisk denotes member was also a steering committee member)

Committee Member	School/Role	Grade
Mercy Ahlgren-Murray	Skycrest / Teacher	5th
Skye Anderson	Woodside / Teacher	1st
Suzanne Anderson	Schweitzer / Teacher	5th
Brandi Bazarnik *	Skycrest / Title 1 Coach	5th
Hilary Blair	LeGette / SDC Teacher	3rd – 5th
Cory Bridges	Deterding / Teacher	5th
Heidi Casteaux *	Deterding / Teacher	2nd
Lyn Chapman	Woodside / Teacher	3rd
Brandi Crockett	Grand Oaks / Teacher	3rd
Christina Croshal *	Schweitzer / Teacher	4th
Janine D'angelo	Pershing / Teacher	5th
Lisa DeLaTorre *	Twin Lakes / Teacher	4th
Kate Elliott *	Starr King / Teacher	Kindergarten
Jessica Ferguson	Cottage / Teacher	4th and 5th
Brent Fullmer *	Pershing / Teacher	5th Rapid Learner
Angela Fulton	Cambridge / Teacher	5th
Denice Gayner *	LeGette / Teacher	2nd
Karla Gonzalez	Woodside / Teacher	3rd
Christine Gray-Greene	Carriage / Teacher	2nd
Fay Grundel *	Edison / Teacher	Transitional Kindergarten
Jennifer Herbert	Skycrest / Teacher	3rd
Loreina Holsopple	Carmichael / Teacher	2nd
Elaine Johnson	Cameron Ranch / Teacher	2nd
Gretchen Johnson	Deterding / Teacher	5th
Paulette Johnston	Starr King / Teacher	5th
Lynne Jones *	Green Oaks / Teacher	3rd
Melissa Lawrence	Skycrest / Teacher	5th
Jodi Kastorff-Lower	Mission / Teacher	1st
Elizabeth Keenan *	Mission / Teacher	1st
Jeffrey Key *	Dewey / Teacher	4th
Kimberly Komar *	Trajan / Teacher	3rd
Angela Luna *	Whitney / Teacher	5th
Daria Malvetti	Mariemont / Teacher	2nd
Nancy Mancour *	Cameron Ranch	Kindergarten
Morgan McAllister	Mission / Teacher	2nd
Victoria McLeod	Ottomon / Teacher	1st
Jennifer Montiel	Mission / Teacher	4th
Al Muir *	Skycrest / Teacher	4th
Angela Nicholas	Carmichael / Teacher	3rd
Melina Paiz	Oakview / Teacher	1st

Valerie Pasdera	Mariposa / Teacher	4th
Kayla Prior	Starr King / Teacher	5th
Mary Rose	Starr King / Teacher	4th
Cheryl Russo	Carmichael / Teacher	5th
Melissa Schupp *	Arlington Heights / Teacher	5th
Bonnie Sedgwick	Coyle / Teacher	1st
Lynne Sharpe *	Arlington Heights / Teacher	4th
Amanda Smirilis	Edison / Teacher	4th
Julie Speights *	Gold River / Teacher	Kindergarten
Michele Tuvell *	Carriage / Teacher	2nd
Susan Willett *	Dewey / Teacher	1st
Heidi Witter *	Orangevale / Teacher	3rd
Molly York	Starr King / Teacher	4th

Attachment G: Sample of Student Responses

Question	Quotes from Students
Things I liked about Twig Science	• I liked the projects (3rd grade) • I think it is ok, but it should be longer (3rd grade) • I loved the pushes and pulls (3rd grade) • It was very interesting and fun (3rd grade) • We got to play and learn (3rd grade) • I liked the plants experiment and the journal (3rd grade) • Really beautiful videos (3rd grade) • I like it because I got to share my ideas (3rd grade) • I liked when we grew butterflies and dissected lima beans (3rd grade) • The things we built (4th grade) • When I made the turbine (4th grade) • It was fun to learn about the landscapes (4th grade) • I liked learning about the Grand Canyon and the Great Wall of China (4th grade) • I liked working on plants together in a team (5th grade) • I liked I could show my measurement for the plants (5th grade) • I liked the projects we did and the mysteries that we were solving (5th grade) • It is a very good science book (5th grade) • It is awesome inspiring and fun (5th grade) • I liked to do the experiments (5th grade)
Things I did not like about Twig Science	• I didn't like reading and writing the paragraphs (3rd grade) • I didn't like it because it was hard (3rd grade) • I didn't like the individual work (4th grade) • I wanted to do more experiments (4th grade) • It was a little bit boring sometimes (5th grade) • I disliked reading the articles (5th grade)

Name of Instructional Materials _____ Grade Level/Course _____
Lesson/Instructional Sequence Title _____ Program # _____
Reviewer Name _____

Section 2: Prescreen – **H2**

CA NGSS TIME Prescreen Tool

3 = Strong evidence **2** = Adequate evidence **1** = Limited/No evidence

Criteria	**Evidence:** What was in the materials? Where was it? Why is this evidence?	**Shows Promise/ Score**
Use Phenomena/Problems. Materials provide relevant and authentic learning contexts through which students: • engage as directly as possible with phenomena or problems to ask and answer their questions as well as questions from other sources; and • have the potential to use the three dimensions to make sense of phenomena or design solutions to problems.*		
Presence of Logical Sequence. Student learning across the three dimensions is: • arranged in a logical sequence; and • sufficient and appropriate for students to figure out the phenomena or problems.*		
Students are Figuring Out. Materials position students to make sense of phenomena and design solutions to problems by*: • asking and answering questions that link learning over time; and • using the three dimensions to link prior knowledge and negotiate new understandings and abilities.		
Three-dimensional Performances. Materials include assessments designed to: • match the targeted learning goals; and • elicit evidence of students' use of the three dimensions to make sense of phenomena and/or to design solutions to problems.*		
Insert district-specific criteria as needed. Materials include features that are considered important for the learning outcomes of the student population in the district (see District Lens).		

***To the extent possible when reviewing a limited portion of the instructional materials.

© 2018 BSCS Science Learning, developed in collaboration with the K-12 Alliance at WestEd and Achieve, Inc.

Name of Instructional Materials _____ Grade Levels_____

Units _____ Reviewer Name _____

TK-5 Science Instructional Materials Paper Screen Tool – San Juan USD

5= Strong Evidence **3 = Adequate Evidence** **1 = Limited/No Evidence**

Criteria	Evidence: What was in the materials? Where was it? Why is this evidence?	Score (1, 3, 5)
Phenomena • Is figuring out the how and why of phenomena central to the learning experience? • Are the phenomena engaging, meaningful, and relevant to students? • Do the materials include both anchoring and investigative phenomena?		
3 Dimensions of NGSS • Are the 3 dimensions of NGSS appropriately balanced and integrated throughout the materials? • Are students actively engaged and using all 3 dimensions to build conceptual understanding? • How well do the materials incorporate the NGSS Science and Engineering Practices? • How well do the materials incorporate the NGSS Crosscutting Concepts? • How well do the materials incorporate the NGSS Disciplinary Core Ideas?		
Program Design • Do the materials follow a conceptual flow (storyline) in lesson sequencing? • Do the materials provide opportunities for hands-on explorations (labs, experiments, projects) that connect to the phenomena • Do the materials provide opportunities for students to express, clarify, justify, interpret, and represent their ideas and to respond to peer and teacher feedback orally and/or in written form as appropriate? • Is the engineering process thoughtfully interwoven and connected with the science content? • Are there connections to ELA/ELD and math in grade-appropriate, meaningful, and real world ways? • Do included multimedia resources support student sense making? (online simulations, videos, artciles, etc.)		

Criteria	Evidence: What was in the materials? Where was it? Why is this evidence?	Score (1, 3, 5)
Instructional and Pedagogical Support for Teachers and Students • Do the materials provide logical, explicit, instructional guidelines for teachers to follow? • Do the materials integrate support for all levels students (English learners, gifted, special education, etc.) • Do the materials provide teachers with instructional strategies that support conceptual development over time?		
Assessment • Do the materials include formative assessments that provide a window into student understanding? • Are the 3 dimensions of NGSS visible and appropriately represented in assessments? • Do the materials include a variety of assessment types/formats and levels to support the needs of all learners?		
Equity and Social Context • Do the materials accurately and equitably portray diverse religions, diverse cultures and races, various ages, people with varying abilities, as well as diverse sexual orientations and gender identities? • Do the print and/or online materials meet the diverse needs of all learners (English learners, students with special needs, advanced learners, dual immersion program, learning styles, diverse cultures, etc.) • Do the materials include ample opportunities for students to engage in rich discussions with peers?		
Composite Score	/30	

Name of Instructional Materials _____ Grade Levels_____

Units _____ Reviewer Name _____

TK-5 Science Instructional Materials Pilot Evaluation Tool – San Juan USD

5= Strong Evidence **3 = Adequate Evidence** **1 = Limited/No Evidence**

Criteria	Evidence: What was in the materials? Where was it? Why is this evidence?	Score (1-5)
Phenomena • Is figuring out the how and why of phenomena central to the learning experience? • Are the phenomena engaging, meaningful, and relevant to students? • Do the materials include both anchoring and investigative phenomena?		
3 Dimensions of NGSS • Are the 3 dimensions of NGSS appropriately balanced and integrated throughout the materials? • Are students actively engaged and using all 3 dimensions to build conceptual understanding? • How well do the materials incorporate the NGSS Science and Engineering Practices? • How well do the materials incorporate the NGSS Crosscutting Concepts? • How well do the materials incorporate the NGSS Disciplinary Core Ideas?		
Program Design • Do the materials follow a conceptual flow (storyline) in lesson sequencing? • Do the materials provide opportunities for hands-on explorations (labs, experiments, projects) that connect to the phenomena • Do the materials provide opportunities for students to express, clarify, justify, interpret, and represent their ideas and to respond to peer and teacher feedback orally and/or in written form as appropriate? • Is the engineering process thoughtfully interwoven and connected with the science content? • Are there connections to ELA/ELD and math in grade-appropriate, meaningful, and real world ways? • Do included multimedia resources support student sense making? (online simulations, videos, articles, etc.)		

Criteria	Evidence: What was in the materials? Where was it? Why is this evidence?	Score (1-5)
Instructional and Pedagogical Support for Teachers and Students • Do the materials provide logical, explicit, instructional guidelines for teachers to follow? • Do the materials integrate support for all levels students (English learners, gifted, special education, etc.) • Do the materials provide teachers with instructional strategies that support conceptual development over time?		
Assessment • Do the materials include formative assessments that provide a window into student understanding? • Are the 3 dimensions of NGSS visible and appropriately represented in assessments? • Do the materials include a variety of assessment types/formats and levels to support the needs of all learners?		
Equity and Social Context • Do the materials accurately and equitably portray diverse religions, diverse cultures and races, various ages, people with varying abilities, as well as diverse sexual orientations and gender identities? • Do the print and/or online materials meet the diverse needs of all learners (English learners, students with special needs, advanced learners, dual immersion program, learning styles, diverse cultures, etc.) • Do the materials include ample opportunities for students to engage in rich discussions with peers?		
Composite Score	/30	

Amplify Science – Grades TK-2 Student Pilot Survey

1. What is the name of your school?

   _____

2. Who is your teacher?

   _____

3. What grade are you in? _____

4. When did you use Amplify Science? (Mark only one.)
   - ☐ Cycle 1 (Sept. 3 - Oct. 18)
   - ☐ Cycle 2 (Oct. 21 - Dec. 20)
   - ☐ Cycle 3 (Jan. 7 - Feb. 14)

5. How did you feel about the materials you used in your classroom?

6.

The science I learned about was interesting to me.			
The lessons made me want to ask questions and learn more.			
I could learn from the materials and activities in many different ways.			
I had a chance to do science experiments, labs and projects.			
The science lessons encouraged me to talk and work with my classmates to figure out science ideas.			
I could show my learning in many different ways.			

7. What other comments do you have to share?

   _____

   _____

McGraw Hill Science – Grades TK-2 Student Pilot Survey

1. What is the name of your school?

   _____

2. Who is your teacher?

   _____

3. What grade are you in? _____

4. When did you use McGraw Hill Science? (Mark only one.)
   - ☐ Cycle 1 (Sept. 3 - Oct. 18)
   - ☐ Cycle 2 (Oct. 21 - Dec. 20)
   - ☐ Cycle 3 (Jan. 7 - Feb. 14)

5. How did you feel about the materials you used in your classroom?

6.

The science I learned about was interesting to me.			
The lessons made me want to ask questions and learn more.			
I could learn from the materials and activities in many different ways.			
I had a chance to do science experiments, labs and projects.			
The science lessons encouraged me to talk and work with my classmates to figure out science ideas.			
I could show my learning in many different ways.			

7. What other comments do you have to share?

   _____

   _____

Twig Science – Grades TK-2 Student Pilot Survey

1. What is the name of your school?

   _____

2. Who is your teacher?

   _____

3. What grade are you in? _____

4. When did you use Twig Science? (Mark only one.)
   - ☐ Cycle 1 (Sept. 3 - Oct. 18)
   - ☐ Cycle 2 (Oct. 21 - Dec. 20)
   - ☐ Cycle 3 (Jan. 7 - Feb. 14)

5. How did you feel about the materials you used in your classroom?

6.

The science I learned about was interesting to me.			
The lessons made me want to ask questions and learn more.			
I could learn from the materials and activities in many different ways.			
I had a chance to do science experiments, labs and projects.			
The science lessons encouraged me to talk and work with my classmates to figure out science ideas.			
I could show my learning in many different ways.			

7. What other comments do you have to share?

   _____

   _____

Amplify Science - Grades 3-5 Student Pilot Survey

* Required

1. **1. Teacher name** *

2. **2. School** *

3. **3. In which cycle did you pilot Amplify Science?** *
   Mark only one oval.
   - ◯ Cycle 1 (Sept. 3 - Oct. 18)
   - ◯ Cycle 2 (Oct. 21 - Dec. 20)
   - ◯ Cycle 3 (Jan. 7 - Feb. 14)

4. **4. What is your grade level?** *
   Mark only one oval.
   - ◯ 3rd Grade
   - ◯ 4th Grade
   - ◯ 5th Grade

5. **5. During the lessons, I had a chance to figure out science ideas with my classmates.** *
   Mark only one oval.

	1	2	3	4	5	
Strongly disagree	◯	◯	◯	◯	◯	Strongly agree

6. **6. The science I was learning about was interesting and connected to my life.** *
   Mark only one oval.

	1	2	3	4	5	
Strongly disagree	◯	◯	◯	◯	◯	Strongly agree

7. **7. I had opportunities for hands-on science explorations (labs, experiments, projects)** *
   Mark only one oval.

	1	2	3	4	5	
Strongly disagree	◯	◯	◯	◯	◯	Strongly agree

8. **8. I had opportunities to ask questions about science ideas.** *
Mark only one oval.

	1	2	3	4	5	
Strongly disagree	◯	◯	◯	◯	◯	Strongly agree

9. **9. I had opportunities to build upon my ideas through talking and writing.** *
Mark only one oval.

	1	2	3	4	5	
Strongly disagree	◯	◯	◯	◯	◯	Strongly agree

10. **10. I had opportunities to use my science knowledge to participate in the engineering design process.** *
Mark only one oval.

	1	2	3	4	5	
Strongly disagree	◯	◯	◯	◯	◯	Strongly agree

11. **11. The reading level of the books and articles was appropriate for me as a learner.** *
Mark only one oval.

	1	2	3	4	5	
Strongly disagree	◯	◯	◯	◯	◯	Strongly agree

12. **12. I had many ways to show how I understand science concepts and ideas.** *
Mark only one oval.

	1	2	3	4	5	
Strongly disagree	◯	◯	◯	◯	◯	Strongly agree

13. **13. Things I liked about Amplify science:**

14. **14. Things I did not like about Amplify science:**

Powered by
Google Forms

McGraw Hill Inspire Science - Grades 3-5 Student Pilot Survey

* Required

1. **1. Teacher name** *

2. **2. School** *

3. **3. In which cycle did you pilot McGraw Hill Science?** *
   Mark only one oval.
   - ◯ Cycle 1 (Sept. 3 - Oct. 18)
   - ◯ Cycle 2 (Oct. 21 - Dec. 20)
   - ◯ Cycle 3 (Jan. 7 - Feb. 14)

4. **4. What is your grade level?** *
   Mark only one oval.
   - ◯ 3rd Grade
   - ◯ 4th Grade
   - ◯ 5th Grade

5. **5. During the lessons, I had a chance to figure out science ideas with my classmates.** *
   Mark only one oval.

	1	2	3	4	5	
Strongly disagree	◯	◯	◯	◯	◯	Strongly agree

6. **6. The science I was learning about was interesting and connected to my life.** *
   Mark only one oval.

	1	2	3	4	5	
Strongly disagree	◯	◯	◯	◯	◯	Strongly agree

7. **7. I had opportunities for hands-on science explorations (labs, experiments, projects)** *
   Mark only one oval.

	1	2	3	4	5	
Strongly disagree	◯	◯	◯	◯	◯	Strongly agree

8. **8. I had opportunities to ask questions about science ideas.** *
Mark only one oval.

	1	2	3	4	5	
Strongly disagree	◯	◯	◯	◯	◯	Strongly agree

9. **9. I had opportunities to build upon my ideas through talking and writing.** *
Mark only one oval.

	1	2	3	4	5	
Strongly disagree	◯	◯	◯	◯	◯	Strongly agree

10. **10. I had opportunities to use my science knowledge to participate in the engineering design process.** *
Mark only one oval.

	1	2	3	4	5	
Strongly disagree	◯	◯	◯	◯	◯	Strongly agree

11. **11. The reading level of the books and articles was appropriate for me as a learner.** *
Mark only one oval.

	1	2	3	4	5	
Strongly disagree	◯	◯	◯	◯	◯	Strongly agree

12. **12. I had many ways to show how I understand science concepts and ideas.** *
Mark only one oval.

	1	2	3	4	5	
Strongly disagree	◯	◯	◯	◯	◯	Strongly agree

13. **13. Things I liked about McGraw Hill science:**

14. **14. Things I did not like about McGraw Hill science:**

Powered by
Google Forms

Twig Science - Grades 3-5 Student Pilot Survey

* Required

1. **1. Teacher name** *

2. **2. School** *

3. **3. In which cycle did you pilot Twig Science?** *
   Mark only one oval.
   - ◯ Cycle 1 (Sept. 3 - Oct. 18)
   - ◯ Cycle 2 (Oct. 21 - Dec. 20)
   - ◯ Cycle 3 (Jan. 7 - Feb. 14)

4. **4. What is your grade level?** *
   Mark only one oval.
   - ◯ 3rd Grade
   - ◯ 4th Grade
   - ◯ 5th Grade

5. **5. During the lessons, I had a chance to figure out science ideas with my classmates.** *
   Mark only one oval.

	1	2	3	4	5	
Strongly disagree	◯	◯	◯	◯	◯	Strongly agree

6. **6. The science I was learning about was interesting and connected to my life.** *
   Mark only one oval.

	1	2	3	4	5	
Strongly disagree	◯	◯	◯	◯	◯	Strongly agree

7. **7. I had opportunities for hands-on science explorations (labs, experiments, projects)** *
   Mark only one oval.

	1	2	3	4	5	
Strongly disagree	◯	◯	◯	◯	◯	Strongly agree

8. **8. I had opportunities to ask questions about science ideas.** *
Mark only one oval.

	1	2	3	4	5	
Strongly disagree	◯	◯	◯	◯	◯	Strongly agree

9. **9. I had opportunities to build upon my ideas through talking and writing.** *
Mark only one oval.

	1	2	3	4	5	
Strongly disagree	◯	◯	◯	◯	◯	Strongly agree

10. **10. I had opportunities to use my science knowledge to participate in the engineering design process.** *
Mark only one oval.

	1	2	3	4	5	
Strongly disagree	◯	◯	◯	◯	◯	Strongly agree

11. **11. The reading level of the books and articles was appropriate for me as a learner.** *
Mark only one oval.

	1	2	3	4	5	
Strongly disagree	◯	◯	◯	◯	◯	Strongly agree

12. **12. I had many ways to show how I understand science concepts and ideas.** *
Mark only one oval.

	1	2	3	4	5	
Strongly disagree	◯	◯	◯	◯	◯	Strongly agree

13. **13. Things I liked about Twig science:**

14. **14. Things I did not like about Twig science:**

Powered by
Google Forms

SAN JUAN UNIFIED SCHOOL DISTRICT
BOARD OF EDUCATION

AGENDA ITEM: J-6

MEETING DATE: 12/15/2020

SUBJECT: San Juan Choices Charter School
One-time, Off-schedule Bonus

CHECK ONE:
For Discussion: ☐
For Action: ☒
Report: ☐
Workshop: ☐
Recognition: ☐
Emergency Action: ☐

DEPARTMENT: Admissions and Family Services

ACTION REQUESTED:
The superintendent is recommending that the board approve a request from San Juan Choices Charter School (CCS) to provide a one-time, off-schedule payment.

RATIONALE/BACKGROUND:
San Juan CCS attempts to match the raises and bonuses the district provides to its own employees. On December 11, 2018, the board approved a salary increase for CCS staff, as well as a one-time, off-schedule payment equal to 2.0% of each member's new annualized base salary and stipends. Because Average Daily Attendance (ADA) revenue for CCS does not finalize until the end of each school year, CCS was not prepared at that time to provide an additional 2.0% off-schedule payment, which would be commensurate with what the district was providing its own employees. CCS administration has analyzed the final budget outcome for 2019-2020 and is able to provide the 2.0% off-schedule payment to employees at this time.

CCS has a yearly operating surplus that has been generated by school funding and enrollment growth. For fiscal year 2019-2020, CCS ended the year with a surplus of $237,042.51, which increased the fund balance to $1,317,936.53. The proposed 2.0% one-time, off-schedule payment represents 17% of the 2019-2020 surplus, and less than 3.0% of the CCS fund balance. CCS anticipates moderate growth over the next three years, maintaining a growing fund balance during that time.

ATTACHMENT(S):
A: Choices Charter School Budget

BOARD COMMITTEE ACTION/COMMENT:
N/A

PREVIOUS STAFF/BOARD ACTION:
Superintendent's Cabinet: 11/09/2020
Board of Education: 11/17/2020

FISCAL IMPACT:
Current Total Budget: $3,293,565
Additional Budget: $40,555
Funding Source: Charter General Fund

LCAP/STRATEGIC PLAN:
Goal: N/A Focus: N/A
Action: N/A
Strategic Plan: N/A

PREPARED BY: Michele Flagler, Director, Admissions and Family Services

APPROVED BY: Debra Calvin, Ed.D., Assistant Superintendent, Educational Services DC
Melissa Bassanelli, Deputy Superintendent, Schools and Student Support MB
Kent Kern, Superintendent of Schools KK

Updated FUND BALANCE w/ 2% Increase Projections

	2019-20	2020-21	2021-22	2022-23
BEG. FUND BAL.	**1,144,587.73**	**1,317,936.53**	**1,295,832.53**	**1,867,591.26**
Revenue	3,290,344.72	3,549,844.00	3,916,731.00	4,046,115.00
Expense	2,879,953.41	3,293,565.00	3,147,739.00	3,179,164.00
Certificated Increase				
Salary off schedule 2%		28,012.00	(28,012.00)	
Benefits		6,219.00	(6,219.00)	
Classified Increase				
Salary off schedule 2%		4,674.00	(4,674.00)	
Benefits		1,650.00	(1,650.00)	
Transfers Out	237,042.51	237,828.00	237,828.00	237,828.00
Total Expense	3,116,995.92	3,571,948.00	3,344,972.27	3,416,992.00
Ending FUND BAL.	**1,317,936.53**	**1,295,832.53**	**1,867,591.26**	**2,496,714.26**

Choices Charter (Fund 09)

2020-21 1st Interim

Summary

	A	B	C	D	E	F	G	H	I	J
4		**B**	**C**	D	**E**	F	**G**	H	**I**	J
5			**Unaudited**							
6			**Actuals**	*Anticipated*	**1st Interim**	*Anticipated*	**Projected Budget**	*Anticipated*	**Projected Budget**	*Anticipated*
7		**Account Codes**	**2019-20**	*Inc./(Dec.)*	**2020-21**	*Inc./(Dec.)*	**2021-22**	*Inc./(Dec.)*	**2022-23**	*Inc./(Dec.)*
8	**A. REVENUES**									
9	1. Revenue Limit Source	8010-8099	2,849,702.00	*222,898*	3,072,600	*527,368*	3,599,968	*129,384*	3,729,352	*157,775*
10	2. Federal Revenue	8100-8299	-	*19,777*	136,204	-	-	-	-	-
11	Prior Year Abatement		-	-	-	-	-	-	-	-
12	Current Year Abatement		-	-	-	-	-	-	-	-
13	3. State Revenue	8300-8599	392,701.82	*(77,329)*	339,650	-	315,373	-	315,373	-
14	4. Local Revenue	8600-8799	47,940.90	*(46,551)*	1,390	-	1,390	-	1,390	-
15	5. Other Revenue	8972-8996	-	-	-	-	-	-	-	-
16	***TOTAL REVENUE***		**3,290,344.72**	*118,795*	**3,549,844**	*527,368*	**3,916,731**	*129,384*	**4,046,115**	*157,775*
17										
18	**B. EXPENDITURES**									
19	1. Certificated Salaries	1000-1999	1,398,561.36	*29,994*	1,428,555	*12,856*	1,441,411	*12,974*	1,454,385	*13,089*
20	1a. School Age Allocations	1119 & 1909	-	-	-	-	-	-	-	-
21	2. Classified Salaries	2000-2999	252,868.25	*26,615*	279,483	*2,515*	281,998	*2,538*	284,536	*2,560*
22	3. Employees Benefits (excluding H & W)	3000-3999	640,783.66	*(1,907)*	638,877	*(4,532)*	634,345	*7,845*	642,190	*49,713*
23	3a. Health & Welfare	34XX	282,308.29	*(84,771)*	197,537	*2,963*	200,500	*8,019*	208,519	*15,639*
24	4. Books and Supplies	4000-4999	181,297.67	*(20,001)*	294,419	-	140,351	-	140,351	-
25	5. Serv. and Other Op.Exp.	5000-5999	117,363.69	*325,261*	443,312	-	442,625	-	442,625	-
26	6. Capital Outlay	6000-6999	-	-	-	-	-	-	-	-
27	7. Other outgoing	7100-7299; 7400-7699	-	-	-	-	-	-	-	-
28	8. Trf dir/indir costs	7300-7399	6,770.49	*(1,114)*	11,382	*853*	6,509	*49*	6,558	*156*
29	***TOTAL EXPENDITURES***		**2,879,953.41**	*274,077*	**3,293,565**	*14,655*	**3,147,739**	*31,425*	**3,179,164**	*81,157*
30										
31	**C. EXCESS (DEFICIENCY)**		410,391.31	*(155,281)*	256,279	*512,713*	768,992	*97,959*	866,951	*76,618*
32	**D. Other Financing Sources**									
33	**Transfers in:**	8910-8929	-	-	-	-	-	-	-	-
34	**Transfers Out:**	7600-7629	237,042.51	*785*	237,828	-	237,828	-	237,828	-
35										
36	**E. Net Increase (Decrease) in Fund Balance**		173,348.80		18,451.00		531,164.00		629,123.00	
37	**F.1) BEG. FUND BAL.**		1,144,587.73		1,317,936.53		1,336,387.53		1,867,551.53	
38	**F.2) ENDING FUND BAL.**		**1,317,936.53**		**1,336,387.53**		**1,867,551.53**		**2,496,674.53**	

SAN JUAN UNIFIED SCHOOL DISTRICT
BOARD OF EDUCATION

AGENDA ITEM: J-7

MEETING DATE: 12/15/2020

SUBJECT: Public Hearing No. 2: Aspire Charter School Renewal Petition

CHECK ONE:
For Discussion: ☐
For Action: ☒
Report: ☐
Workshop: ☐
Recognition: ☐
Emergency Action: ☐

DEPARTMENT: Admissions and Family Services

ACTION REQUESTED:
The superintendent is recommending that the board grant the Aspire Alexander Twilight College Preparatory Academy (ATCPA) and Aspire Alexander Twilight Secondary Academy (ATSA) charter renewal petitions for a term of five years from July 1, 2021 through June 30, 2026. The terms for these charters will expire on June 30, 2021, unless approved for renewal by the Board of Education.

RATIONALE/BACKGROUND:
ATCPA and ATSA have been in operation since September 2009, which includes eight of the eleven years as independent charters authorized by the San Juan Unified School District. ATCPA serves students in grades TK-5 and ATSA serves students in grades 6-12.

Education Code section 47607, subdivision (b) states that "[r]enewals and material revisions of charters are governed by the standards and criteria described in 47605, and shall include, but not be limited to, a reasonably comprehensive description of any new requirement of charter schools enacted into law after the charter was originally granted or last renewed." The Board of Education may deny a renewal petition if the charter school fails to meet the standard for renewal outlined within the *Criteria for Renewal* Education Code section 47605.

The district's charter review team has thoroughly studied the charter renewal petitions, and ATCPA and ATSA have provided all necessary information, additions and/or changes as requested during the review process.

A Memorandum of Understanding (MOU) agreement will continue to define the specific financial and operational relationship between ATCPA, ATSA and the district and will resolve other matters of mutual interest not otherwise contained within the terms of each charter petition. It is the intent of the MOU that ATCPA and ATSA not be a fiscal burden to the district.

A copy of each charter petition is available for review in the Board of Education office.

ATTACHMENT(S):
A: Findings of Fact and Recommendations Regarding Charter Petition Renewal for ATCPA
B: Findings of Fact and Recommendations Regarding Charter Petition Renewal for ATSA
C: Comprehensive Support and Improvement prompts

BOARD COMMITTEE ACTION/COMMENT:
N/A

PREVIOUS STAFF/BOARD ACTION:
Superintendent's Cabinet: 10/05/2020, 12/07/2020
Board of Education Public Hearing: 10/13/2020

FISCAL IMPACT:
Current Budget: $ No direct costs
Additional Budget: $ N/A
Funding Source: N/A

LCAP/STRATEGIC PLAN:
Goal: N/A Focus: N/A
Action: N/A
Strategic Plan: N/A

PREPARED BY: Michele Flagler, Director, Admissions and Family Services

APPROVED BY: Debra Calvin, Ed.D., Assistant Superintendent, Educational Services
Melissa Bassanelli, Deputy Superintendent, Schools and Student Support
Kent Kern, Superintendent of Schools

FINDINGS OF FACT AND RECOMMENDATIONS REGARDING CHARTER PETITION RENEWAL
FOR
ASPIRE ALEXANDER TWILIGHT COLLEGE PREPARATORY ACADEMY

NOVEMBER 30, 2020

INTRODUCTION

On September 22, 2020, Aspire Alexander Twilight College Preparatory Academy (ATCPA) submitted a charter school renewal petition to the San Juan Unified School District ("district"). This renewal petition was submitted for a five-year term starting July 1, 2021 and continuing through June 30, 2026. ATCPA has been in operation since September 2009 and has been an independent charter school authorized by the district since 2012. ATCPA serves students in grades TK-5.

The Board of Education held a public hearing on October 13, 2020 to hear from the petitioners and consider the level of support for the petition. The district charter review team has thoroughly studied the charter renewal petition and ATCPA has provided all necessary information, additions and/or changes requested during the review process. Under new state law, Assembly Bill (AB) 1505 resulting in Education Code section 47605(b), district staff recommendations, including the recommended findings, will be published 15 days prior to the public hearing at which the Board of Education will take action to either grant or deny the charter renewal petition.

APPLICABLE LAW

Education Code section 47607, subdivision (b) states that "[r]enewals and material revisions of charters are governed by the standards and criteria described in 47605, and shall include, but not be limited to, a reasonably comprehensive description of any new requirement of charter schools enacted into law after the charter was originally granted or last renewed." The Board of Education may deny a renewal petition if the charter school fails to meet the standard for renewal outlined within the *Criteria for Renewal* Education Code section 47605. A renewal petition shall not be denied unless the district makes written factual findings that support one or more of the following findings:

(1) The charter school presents an unsound educational program for students during the term of its charter. (Education Code section 47605(c)(1).)

(2) The charter school is demonstrably unlikely to successfully implement the program set forth in the petition. (Education Code section 47605(c)(2).)

(3) The petition does not contain the necessary affirmations set forth in the Charter Schools Act. (Education Code section 47605(c)(4).)

(4) The petition does not contain reasonably comprehensive descriptions of the 15 required elements set forth in the Charter Schools Act. (Education Code 47605(c)(5).)

(5) The petition does not contain a declaration of whether or not the charter school shall be deemed the exclusive public employer of the employees of the charter school for purposes of Chapter 10.7 (commencing with section 3540) of Division 4 of Title 1 of the Government Code.

SUMMARY OF FINDINGS OF FACT

1. For a charter school's renewal petition to be approved, it must present a sound educational program for its students, based on the past performance of the charter school. Under new state law (AB 1505) Education Code 47607, a charter authorizer must consider the charter school's performance on indicators included in the California School Dashboard when evaluating a renewal petition. This new renewal process creates three tiers of renewal:

    a. High Performing Charter Schools
    b. Middle Performing Charter Schools
    c. Low Performing Charter Schools

    A school's identification as belonging to one of the above tiers is determined by the California Department of Education ("CDE") based on Dashboard data. The CDE publishes the list of charter schools and their renewal tiers.

        Aspire Alexander Twilight College Preparatory Academy falls in the middle performing tier. Schools in the middle performing tier may be renewed for a term of five years. (Education Code 47607.2(b).)

    When evaluating charter schools that are in this tier, authorizers shall consider schoolwide performance and performance of all subgroups on the Dashboard, and shall provide "greater weight" to performance on measurements of academic performance in determining whether to grant a charter renewal. The authorizer shall also consider clear and convincing evidence, demonstrated by verified data, showing either the school achieved measurable increases in academic achievement, as defined by at least one year's progress for each year in school, or strong postsecondary outcomes equal to similar peers. In addition, authorizers shall consider "verified data" for renewal of charter schools. According to Education Code section 47607.2(c), "verified data" is defined as "data derived from nationally-recognized, valid, peer-reviewed and reliable sources that are externally produced," including postsecondary outcomes. (A list of valid and reliable assessments will be adopted by CDE by January 1, 2021. Until that time charter schools can present data consistent with what is considered "verified" data).

On June 29, 2020, Governor Newsom signed the 2020 Budget Act and accompanying budget-implementing legislation, including Senate Bill (SB) 98 (Chapter 24, Statutes of 2020), the Education Omnibus Trailer Bill. Included in this bill is the following: "The new renewal standards in Education Code sections 47607 and 47607.2 that depend on Dashboard indicators and state-average performance levels for the two consecutive years immediately preceding renewal have been modified for renewals that would depend on such results for 2019-2020 since there will be no results for that year. In those cases, the renewal standards are now keyed to the results in two of the three years immediately preceding renewal."

After analyzing the Dashboard data, the review team found the following results in overall performance level and significant subgroup performance level. (In the renewal petition, charter element "Measurable Student Outcomes," ATCPA provides a detailed comparison to San Juan Unified School District and similar schools within San Juan Unified School District).

For both academic performance areas, English language arts (ELA) and math, there was an increase or maintaining of level change from 2017 to 2018. In both academic performance areas there was a decrease or maintaining of level change from 2018-2019. ATCPA adopted a new math and ELA curriculum in the 2018-2019 school year. Eureka Math was adopted in 2017-2018 and English language education was adopted in 2018-2019 as a pilot. The dips in math and ELA performance were expected and typical with a new curriculum adoption as teachers and students adapt to the new materials. The school anticipates increased results as these new programs are integrated across the school. Based on the Dashboard results for 2019, ATCPA is eligible for Comprehensive Support and Improvement (CSI) as determined by CDE criteria. As a result of COVID–19, SB 98 eliminated the Local Control and Accountability Plan (LCAP) for the 2020–2021 school year. In order to meet CSI plan approval requirements, Local Education Agencies (LEAs) with schools identified for CSI on the 2019 California School Dashboard are required to complete the 2020–2021 CSI prompts form and submit to its County Office of Education (COE) for review and approval. See attached ATCPS CSI prompts form.

Education Code section 47604.32 identifies the oversight duties of a charter authorizer, including a visit to each charter school at least annually and ensuring that each charter school under its authority complies with all reports required of charter schools by law. In carrying out the oversight duties, the charter authorizer representatives will continue to monitor academic performance through the annual report (informational report due in May of each year - Education Code section 47604.33) and the LCAP and any other reports required by CDE (i.e. Learning Continuity Plan, etc.) in order to verify that the charter school is taking meaningful steps to improve academic performance.

On October 27, 2020 a district representative conducted a virtual renewal visitation to the charter school to verify the implementation of the educational program, visit

classrooms and meet with ATCPA and Aspire staff. The representative observed standards based lessons in all classrooms. The staff discussed the implementation of the newly adopted ELA and English language development (ELD) curriculum, as well as the opportunities provided for staff development during the 2020-2021 school year. Also discussed were the one-year priorities the charter school adopted for 2020-2021 that are aligned to the goals, outcomes and actions of the Aspire-wide goals, outcomes and actions. These priorities are: Academic Recovery, Re-opening and Resilience. In addition, staff shared information about their "Wellness Team" (implemented in part as a response to the impact of COVID 19) that identifies needs and provides supports to students, as well as connecting families to community resources.

The district's charter review team has thoroughly studied the charter renewal petition and has determined that ATCPA has provided the necessary evidence and plans to improve student academic performance to meet this requirement for renewal.

2. For a charter school's renewal petition to be approved, it must provide evidence that it has the capacity to implement the program set forth in the petition. This includes (but is not limited to) a sound financial and administrative plan, a description of facilities (including location(s) and current and projected availability), etc. The district's charter review team has thoroughly studied the charter renewal petition and has determined that ATCPA has provided the necessary evidence in the petition to meet this requirement for renewal.

3. For a charter school's renewal petition to be approved, it must include the necessary affirmations set forth in the Charter Schools Act. (Education Code section 47605(c)(4).) The district's charter review team has thoroughly studied the charter renewal petition and has determined that ATCPA has provided the necessary affirmations in the petition to meet this requirement for renewal.

4. For a charter school's renewal petition to be approved, it must contain reasonably comprehensive descriptions of the 15 required elements set forth in the Charter Schools Act. (Education Code section 47605(c)(5). The district's charter review team has thoroughly studied the charter renewal petition and has determined that ATCPA has included reasonably comprehensive descriptions of the 15 required elements set forth in the Charter Schools Act.

5. For a charter school's renewal petition to be approved, it must contain a declaration of whether or not the charter school shall be deemed the exclusive public employer of the employees of the charter school for purposes of Chapter 10.7 (commencing with Section 3540) of Division 4 of Title 1 of the Government Code.

The district's charter review team has thoroughly studied the charter renewal petition and has determined that ATCPA has included the appropriate declaration.

CONCLUSION AND RECOMMENDATION

Accordingly, based on the above findings, the district's charter review team recommends to the superintendent that the renewal petition for Aspire ATCPA be granted for a term of five years, commencing on July 1, 2021 and continuing through June 30, 2026.

FINDINGS OF FACT AND RECOMMENDATIONS REGARDING CHARTER PETITION RENEWAL
FOR
ASPIRE ALEXANDER TWILIGHT SECONDARY ACADEMY

NOVEMBER 30, 2020

INTRODUCTION

On September 22, 2020, Aspire Alexander Twilight Secondary Academy (ATSA) submitted a charter school renewal petition to the San Juan Unified School District ("district"). This renewal petition was submitted for a five-year term starting July 1, 2021 and continuing through June 30, 2026. ATSA has been in operation since September 2009 and has been an independent charter school authorized by the district since 2012. ATSA serves students in grades 6-12.

The Board of Education held a public hearing on October 13, 2020, to hear from the petitioners and consider the level of support for the petition. The district charter review team has thoroughly studied the charter renewal petition and ATSA has provided all necessary information, additions and/or changes requested during the review process. Under new state law Assembly Bill (AB) 1505 resulting in Education Code section 47605(b), district staff recommendations, including the recommended findings, will be published 15 days prior to the public hearing at which the Board of Education will take action to either grant or deny the charter renewal petition.

APPLICABLE LAW

Education Code section 47607, subdivision (b) states that "[r]enewals and material revisions of charters are governed by the standards and criteria described in 47605, and shall include, but not be limited to, a reasonably comprehensive description of any new requirement of charter schools enacted into law after the charter was originally granted or last renewed." The Board of Education may deny a renewal petition if the charter school fails to meet the standard for renewal outlined within the *Criteria for Renewal* Education Code section 47605. A renewal petition shall not be denied unless the district makes written factual findings that support one or more of the following findings:

(1) The charter school presents an unsound educational program for students during the term of its charter. (Education Code section 47605(c)(1).)

(2) The charter school is demonstrably unlikely to successfully implement the program set forth in the petition. (Education Code section 47605(c)(2).)

(3) The petition does not contain the necessary affirmations set forth in the Charter Schools Act. (Education Code section 47605(c)(4).)

(4) The petition does not contain reasonably comprehensive descriptions of the 15 required elements set forth in the Charter Schools Act. (Education Code 47605(c)(5).)

(5) The petition does not contain a declaration of whether or not the charter school shall be deemed the exclusive public employer of the employees of the charter school for purposes of Chapter 10.7 (commencing with section 3540) of Division 4 of Title 1 of the Government Code.

SUMMARY OF FINDINGS OF FACT

1. For a charter school's renewal petition to be approved, it must present a sound educational program for its students, based on the past performance of the charter school. Under new state law (AB 1505) Education Code 47607, a charter authorizer must consider the charter school's performance on indicators included in the California School Dashboard when evaluating a renewal petition. This new renewal process creates three tiers of renewal:

    a. High Performing Charter Schools
    b. Middle Performing Charter Schools
    c. Low Performing Charter Schools

    A school's identification as belonging to one of the above tiers is determined by the California Department of Education (CDE) based on Dashboard data. The CDE publishes the list of charter schools and their renewal tiers.

        Aspire ATSA falls in the middle performing tier. Schools in the middle performing tier may be renewed for a term of five years. (Education Code 47607.2(b).)

    When evaluating charter schools that are in this tier, authorizers shall consider schoolwide performance and performance of all subgroups on the Dashboard, and shall provide "greater weight" to performance on measurements of academic performance in determining whether to grant a charter renewal. The authorizer shall also consider clear and convincing evidence, demonstrated by verified data, showing either the school achieved measurable increases in academic achievement, as defined by at least one year's progress for each year in school, or strong postsecondary outcomes equal to similar peers. In addition, authorizers shall consider "verified data" for renewal of charter schools. According to Education Code section 47607.2(c), "verified data" is defined as "data derived from nationally-recognized, valid, peer-reviewed and reliable sources that are externally produced," including postsecondary outcomes. (A list of valid and reliable assessments will be adopted by CDE by January 1, 2021. Until that time charter schools can present data consistent with what is considered "verified" data).

On June 29, 2020, Governor Newsom signed the 2020 Budget Act and accompanying budget-implementing legislation, including Senate Bill (SB) 98 (Chapter 24, Statutes of 2020), the Education Omnibus Trailer Bill. Included in this bill is the following: "The new renewal standards in Education Code sections 47607 and 47607.2 that depend on Dashboard indicators and state-average performance levels for the two consecutive years immediately preceding renewal have been modified for renewals that would depend on such results for 2019-2020 since there will be no results for that year. In those cases, the renewal standards are now keyed to the results in two of the three years immediately preceding renewal."

After analyzing the Dashboard data, the review team found the following results in overall performance level and significant subgroup performance level. (In the renewal petition, charter element "Measurable Student Outcomes," ATSA provides a detailed comparison to San Juan Unified School District and similar schools within San Juan Unified School District).

For both academic performance areas, English language arts (ELA) and math there was an increase or significant increase from 2017 to 2018. In ELA "all students" maintained from 2018-2019, with mixed results from the significant subgroups during that same time. In math, all areas decreased or decreased significantly from 2018-2019. ATSA adopted a new math curriculum, Eureka Math, in the 2018-2019 school year. The dip in math performance was expected and typical with a new curriculum adoption as teachers and students adapt to the new materials. The school anticipates increased results as the new program is integrated across the school. Based on the Dashboard results for 2019, and because of the status level of "very low" for the student groups of "two or more races" and "students with disabilities." ATSA is eligible for Additional Targeted Support and Improvement (ATSI). Per CDE, "[s]chools are eligible for ATSI if they are among schools eligible for TSI and if any student group at the school, on its own, meets the criteria for the lowest-performing 5 percent of Title 1 schools for Comprehensive Support and Improvement (CSI). As a result of COVID–19, Senate Bill 98 eliminated the Local Control and Accountability Plan (LCAP) for the 2020–2021 school year. ATSA is developing the 2020-2021 Single Plan for Student Achievement (SPSA) that addresses ATSI. The SPSA is scheduled to be approved by the Aspire board on January 28, 2021.

ATSA shared with the review team a draft of the SPSA strategies and activities that are being used to address the performance gaps. ATSA has worked closely with the El Dorado County Special Education Local Plan Area (SELPA) in drafting their plan to support students with special needs. The plan includes, but is not limited to, the following:

*Provide small group instruction for scholars that need additional support. Each teacher will facilitate small groups in order to provide all scholars additional support from their ELA and math teachers.
*Hold after school tutoring sessions, as well as homework helper hour to provide extra support to all students that need it.

*Administer ongoing assessments and implement a systemic review of student ELA and math data through the use of a cycle of inquiry protocol and/or other protocols so that targeted ELA and math supports can be provided to students in need of additional support.
*Develop and implement anti-racist and social justice programming within the advisory curriculum.
*Provide professional development for general education and special education teachers on how to support students with disabilities, plan for accommodations/modifications in instruction and plan effective lesson design.
* Implement a co-teaching model with general education and special education teachers and develop a master schedule that enhances the effectiveness of a co-teaching service delivery model. Support this model through targeted professional development, training and collaboration time for staff.

Education Code section 47604.32 identifies the oversight duties of a charter authorizer, including a visit to each charter school at least annually and ensuring that each charter school under its authority complies with all reports required of charter schools by law. In carrying out the oversight duties, the charter authorizer representatives will continue to monitor academic performance through the annual report (informational report due in May of each year - Education Code section 47604.33) and the LCAP and any other reports required by CDE (i.e. Learning Continuity Plan, SPSA, etc.) in order to verify that the charter school is taking meaningful steps to improve academic performance.

On October 27, 2020, a district representative conducted a virtual renewal visitation to the charter school to verify the implementation of the educational program, visit classrooms and meet with ATSA and Aspire staff. The representative observed standards based lessons in all classrooms. The staff discussed the challenges around the newly adopted 6th – 8th grade mathematics curriculum, as well as professional development efforts during the 2020-2021 school year. Staff also discussed the co-teaching model of special education staff pushing in and teaching with general education staff. Also discussed were the one-year priorities the charter school adopted for 2020-2021 that are aligned to the goals, outcomes and actions of the Aspire-wide goals, outcomes and actions. These priorities are: Academic Recovery, Re-opening and Resilience.

The district's charter review team has thoroughly studied the charter renewal petition and has determined that ATSA has provided the necessary evidence and plans to improve student academic performance to meet this requirement for renewal.

2. For a charter school's renewal petition to be approved, it must provide evidence that it has the capacity to implement the program set forth in the petition. This includes (but is not limited to) a sound financial and administrative plan, a description of facilities (including location(s) and current and projected availability), etc.

The district's charter review team has thoroughly studied the charter renewal petition and has determined that ATSA has provided the necessary evidence in the petition to meet this requirement for renewal.

3. For a charter school's renewal petition to be approved, it must include the necessary affirmations set forth in the Charter Schools Act. (Education Code section 47605(c)(4).) The district's charter review team has thoroughly studied the charter renewal petition and has determined that ATSA has provided the necessary affirmations in the petition to meet this requirement for renewal.

4. For a charter school's renewal petition to be approved, it must contain reasonably comprehensive descriptions of the 15 required elements set forth in the Charter Schools Act. (Education Code section 47605(c)(5).) The district's charter review team has thoroughly studied the charter renewal petition and has determined that ATSA has included reasonably comprehensive descriptions of the 15 required elements set forth in the Charter Schools Act.

5. For a charter school's renewal petition to be approved, it must contain a declaration of whether or not the charter school shall be deemed the exclusive public employer of the employees of the charter school for purposes of Chapter 10.7 (commencing with Section 3540) of Division 4 of Title 1 of the Government Code. The district's charter review team has thoroughly studied the charter renewal petition and has determined that ATSA has included the appropriate declaration.

CONCLUSION AND RECOMMENDATION

Accordingly, based on the above findings, the district's charter review team recommends to the superintendent that the renewal petition for Aspire ATSA be granted for a term of five-years, commencing on July 1, 2021 and continuing through June 30, 2026.

2020–21 Every Student Succeeds Act
Comprehensive Support and Improvement Prompts Form

The instructions for completing this form will begin on page 2.

Local Educational Agency (LEA) Name	Contact Name and Title	Email and Phone
Aspire Alexander Twilight College Preparatory Academy	Isabelle McDaniel	Isabelle.mcdaniel@aspirepublicschools.org 916-591-6196

Schools Identification

Please list the school(s) in the LEA that are eligible for Comprehensive Support and Improvement (CSI).
Aspire Alexander Twilight College Preparatory Academy

Support for Identified Schools

Please describe how the LEA has or will support its eligible schools in developing CSI plans.
In support of strategic allocation of CSI funding, a series of budget meetings were held in the spring of 2020. On February 13th, the financial analyst, associate superintendent, SPED Director and principal met to discuss the details of the 2020-21 budget forecast. On March 26th, 2020, a meeting was held with the area associate superintendent, budget analyst and principal to specifically discuss the distribution of CSI funds and identify top spending priorities. The final round of budget meetings were held on May 8th, 2020, prior to approval by the Aspire Board. The team ensured that resources were being allocated for academic support for target subgroups: English Language Learners, African American students and Special Education students. The budget prioritized funds to support the adoption of the CCSS aligned ELA curriculum, Expeditionary Learning and the English Language Development curriculum, EL Achieve. Both curriculum adoption initiatives were accompanied by targeted professional development initiatives delivered by the curriculum developers. Additionally, a one-year curriculum implementation guide position was developed with the intent of increasing coaching support for all teachers in the first year of implementation. To support targeted needs of Tier 2 students, a partnership with Study Smart Tutors was identified in order to provide one-on-one and small group instruction. In addition, we explored multiple adaptive on-line literacy support programs such as Lexia Reading and iReady ELA. A similar process was used to identify adaptive online interventions in math.

Aspire CV team members supported the administration of the Aspire Student and Family survey during February 2020. The survey provided the opportunity for feedback about current school programs and opportunities to identify areas of continued need. Areas identified as needing improvement, such as school culture initiatives and student behavior were then discussed during leadership team meetings, teacher meetings, and Family Council/ELAC meetings.

The Central Valley Leadership team facilitated a Cross-regional Data Stepback Meeting on Tuesday, March 24th. The CA Dashboard and current 18-19 data were shared on Suspension Rate, Chronic Absenteeism, English Language Arts, and Mathematics by the Principal at the ATCPA Lead Meetings, as well as internal measures of academic progress.

Principal coaching and supervision conversations with the associate superintendent provided the opportunity to review the evidence based initiatives identified on the "What Works Clearinghouse" (WWC) website and ensure that the proposed capacity building initiatives were researched based and had evidence of proven effectiveness.

Monthly Principal professional development led by Superintendent, Associate Superintendents, and Regional Academic Content Specialists supported the principal in determining culture and instructional priorities, data analysis, and determining evidence-based interventions that address student performance gaps. The focus on building teacher capacity as culturally responsive educators would be supported by professional development and analysis of the book, "Culturally Responsive Teaching and the Brain" by Zaretta Hammond. In addition, the work of the "Wellness Team" focused specifically on developing systems and accountability measures to promote the collaboration and lesson internalization/adaption of Ed Specialist and general education teachers. Moreover, the development of a comprehensive attendance team was prioritized (counselor, admin team, business manager). The work of the team focused on aligning systems for consistent family communication, internal tracking, and celebrations of positive attendance.

Monitoring and Evaluating Effectiveness

Please describe how the LEA will monitor and evaluate the implementation and effectiveness of the plan to support student and school improvement.

The CSI plan implementation will be monitored at a site and regional level.The associate superintendent, CV curriculum manager, teacher leadership team and administration will meet bi-weekly to discuss progress towards plan implementation and review data. The following data sources will be accounted for:

1. Academic Data Collection:

In line with the CV-wide assessment calendar, diagnostic reports for iReady, STAR Ren, DIBELS, math benchmarks and data on IEP goal progress will be analyzed during data meetings at a site and regional level

2. Review of Curriculum implementation:

The completion rate of unit/lesson planning protocol will be reviewed for adaptations and targeted supports for ELLs and students with special needs

3. Coaching and Professional Development Records:

Coaching debrief notes, classroom observation videos, professional learning plan progress reports, PD surveys and meeting slides as well as classroom observation notes/videos will be reviewed to gauge effectiveness of professional development offerings

Monthly Principal professional development led by Superintendent, Associate Superintendents, and Regional Academic Content Specialists will continue to support the principal in determining culture and instructional priorities, data analysis, and evidence based interventions that address student performance gaps.

Quarterly data meetings with the principal, Superintendent, and Regional Academic Content Specialists to analyze student academic performance data and determine appropriate coaching, Tier 1 instructional, and intervention next steps will continue. Data reviewed will continue to include both formative and summative assessments: CA Dashboard data, ELPAC data, and internal data such as DIBELS and STAR reading, and ASPIRE Interim performance for both ELA and Math.

The principal will continue to align School Site Action plan with LCAP goals and CSI plan. Weekly admin meetings and lead/coaching meetings will include components that ensure to review and monitor implementation of plan, and staff quarterly data analysis meetings will allow all staff members to determine assets, areas of growth, and determine modifications needed as necessary to ensure student achievement outcomes are met.

The principal will continue to lead monthly SSC and quarterly ELAC meetings with staff representatives and families. Meetings will include components that ensure to review and monitor implementation of the plan so that members can determine assets, areas of growth, and determine modifications needed as necessary to ensure student achievement outcomes are met.

Instructions

The Every Student Succeeds Act (ESSA) requires the local educational agency (LEA), in partnership with stakeholders, to develop and implement a plan to improve student outcomes in each school identified for Comprehensive Support and Improvement (CSI). The CSI plan must be approved by the school, LEA, and its state educational agency (SEA). For purposes of the ESSA, the State Board of Education (SBE) serves as California's SEA.

At its January 2019 meeting, the SBE took action to approve three CSI Prompts to be included in the Plan Summary of the Local Control and Accountability Plan (LCAP). The LEA would use the CSI Prompts to report how it was developing its CSI plans and monitoring improvement progress. The County Office of Education (COE) would then approve the CSI Prompts and submit a list of the LEAs with approved prompts to the SBE for final approval.

In response to the effects of COVID-19 on California's education system, Senate Bill 98 waives the requirement of the LCAP for the 2020–21 school year (SY). The attached form replaces, for the 2020–21 SY only, the CSI Prompts requirement in the Plan Summary of the LCAP.

Each LEA with schools identified on the 2019 California School Dashboard (Dashboard) for CSI, shall complete this form and submit to its COE for approval no later than **October 31, 2020**. The COE shall determine the method of submission that best meets its local context.

A COE that serves as an LEA with schools identified for CSI on the 2019 Dashboard and that generally submits an LCAP to the CDE, shall complete and submit the 2020–21 CSI Prompts form to the CDE at **LCAPreview@cde.ca.gov** no later than **October 31, 2020.**

The required details and prompts are as follows:

Provide the LEA's contact information in the space provided in the form:

- **Name of the LEA**
- **Contact Name and Title**
- **Contact email address and phone number**

Complete each prompt in the space provided.

- **Schools Identified**: Identify the schools within the LEA that have been identified for CSI.
- **Support for Identified Schools**: Describe how the LEA has or will support the identified schools in developing CSI plans.
- **Monitoring and Evaluating Effectiveness**: Describe how the LEA will monitor and evaluate the implementation and effectiveness of the CSI plan to support student and school improvement.

LEAs: Complete and return this form to your COE no later than **October 31, 2020**.

COEs that serve as an LEA with schools identified for CSI and that would normally submit an LCAP to the CDE: Complete and return this form to the CDE at **LCAPreview@cde.ca.gov** no later than **October 31, 2020.**

For questions, please contact the School Improvement and Support Office (SISO) at 916-319-0833.

California Department of Education
September 2020

SAN JUAN UNIFIED SCHOOL DISTRICT
BOARD OF EDUCATION

AGENDA ITEM: J-8

MEETING DATE: 12/15/2020

SUBJECT: Intent to Convey Easement at Howe Avenue Elementary School

DEPARTMENT: Facilities

CHECK ONE:
For Discussion: ☐
For Action: ☒
Report: ☐
Workshop: ☐
Recognition: ☐
Emergency Action: ☐

ACTION REQUESTED:
The superintendent is recommending the board adopt Resolution No. 3016 declaring the intent to convey a permanent easement at Howe Avenue Elementary School to the County of Sacramento and to call a public hearing to be held on January 12, 2021.

Action anticipated: 12/15/2020 & 01/12/2021

RATIONALE/BACKGROUND:
The County of Sacramento is requesting the granting of a permanent easement at the Howe Avenue Elementary School site. This easement is necessary for the purpose of public roadway and public utilities.

ATTACHMENT(S):
A: Resolution No. 3016
B: County of Sacramento Proposed Purchase Agreement

BOARD COMMITTEE ACTION/COMMENT:
N/A

PREVIOUS STAFF/BOARD ACTION:
Superintendent's Cabinet: 12/07/2020

FISCAL IMPACT:
Current Budget: $N/A
Additional Budget: $ N/A
Funding Source: N/A
(Unrestricted Base, Supplemental, other restricted, etc.)
Current Year Only ☐ On-going ☐

LCAP/STRATEGIC PLAN:
Goal: N/A Focus: N/A
Action: N/A

Strategic Plan: N/A

PREPARED BY: Frank Camarda, Assistant Superintendent, Operations, Facilities and Transportation

APPROVED BY: Kent Kern, Superintendent of Schools KK

SAN JUAN UNIFIED SCHOOL DISTRICT
BOARD OF EDUCATION

Resolution No. 3016

RESOLUTION OF INTENTION TO CONVEY TO THE COUNTY OF SACRAMENTO

WHEREAS, San Juan Unified School District ("District") owns real property located at 2404 Howe Avenue, Sacramento, California, in the County of Sacramento, State of California, bearing Assessor's Parcel Number (APN 278-0020-003);

WHEREAS, Sacramento County ("County") has requested that the District convey to County, Public Roadway, Public Facilities, and Temporary Construction Easement ("Easements") for right of way and construction purposes, over an area real property on APN (278-0020-003) of approximately 308 square feet, as generally described and depicted in Exhibit A ("Easement Area");

WHEREAS, the purpose of the Easement is for County to construct, reconstruct, maintain, repair, replace and operate a bike lane, sidewalk, and improve the pedestrian path on Howe Avenue;

WHEREAS, pursuant to Education Code section 17557, before so conveying property, a school district's governing board must adopt a resolution in an open meeting by a two-thirds vote of all of its members declaring the intention to convey the property.

NOW, THEREFORE, the Board of Education of the San Juan Unified School District hereby finds, determines, declares, orders, and resolves as follows:

1. Recitals. The foregoing recitals are hereby adopted as true and correct.

2. Intent to Dedicate, Terms, and Conditions. Pursuant to Education Code sections 17556, et seq., it is the intention of the District to convey to County the Easements generally described and depicted in the attached Exhibit A for the purposes described herein.

3. Public Hearing. On the 12th of January, 2021, at the hour of 6:30 p.m., or as soon thereafter as the matter can be heard, the District's Governing Board shall hold a public hearing upon the question of making the conveyance of the Easement to County pursuant to Education Code sections 17558 and 17559, at which time any interested person may appear and be heard thereon.

4. Notice of Adoption. Notice of adoption of this Resolution shall be given by posting a true copy of this Resolution in three (3) public places in the District not less than ten (10) days before the date of the public hearing described above. Notice of said public hearing shall be given by publishing the notice in a newspaper of general circulation published in the District or in a newspaper published in Placer County that has general circulation within the District not less than five (5) days before the date of the public hearing described above.

PASSED AND ADOPTED on the December 15, 2020, at a regular meeting of the Board of Education by the following vote:

AYES:
NOES:
ABSENT:
ABSTAIN:

SAN JUAN UNIFIED SCHOOL DISTRICT

By: _____
President
Board of Education

ATTESTED TO:

By:

_____
Clerk
Board of Education

RED File No.: ACQ 20-04-012

OWNER: San Juan Unified School District
APN: 278-0020-003
Project: Howe Ave Bicycle and Pedestrian Improvement Project

AGREEMENT FOR PURCHASE OF REAL PROPERTY

This Agreement for Purchase of Real Property (hereinafter referred to as "Agreement"), is between the **County of Sacramento**, a political subdivision of the State of California (hereinafter referred to as "County"), and **San Juan Unified School District**, a political subdivision of the State of California, who acquired title as Arcade School District of Sacramento County, a political subdivision of the State of California (hereinafter referred to as "Owner").

The parties hereby agree as follows:

1. PROPERTY.
Owner agrees to sell to County and County agrees to purchase from Owner pursuant to the terms and conditions set forth in this Agreement, an Easement For Public Roadway And Public Utilities, an Easement For Public Utilities And Public Facilities (hereinafter referred to as "Easement(s)") and an Easement for Temporary Construction Easement (hereinafter referred to as "TCE"). A legal description of each Easement is attached hereto as **Exhibit(s) "A"**. Plat maps(s) showing the location of the Easement(s) and the TCE are attached hereto as **Exhibit(s) "B"**. Owner affirms that it legally owns the property rights to be conveyed by the Easement(s) and the TCE and is empowered to execute said conveyance documents and this Agreement. It is understood that said property rights are necessary for the construction of the Howe Ave Bicycle and Pedestrian Improvement Project (hereinafter referred to as "Project").

2. ESCROW.
This transaction shall be handled through Escrow Number 01002227-010-PA-CDT (hereinafter referred to as "Escrow"), with Fidelity National Title Company (hereinafter known as "Escrow Agent"), at 8525 Madison Avenue, Suite 110, Fair Oaks, CA 95628 as described in the attached Escrow Instructions, (hereinafter referred to as "Escrow Instructions"), identified as **Exhibit "C"**. Owner and County acknowledge and agree that County shall have accepted the property where the Easements are located, in its current "AS-IS" condition, except as otherwise expressly set forth in this Agreement. County understands and agrees that, except as otherwise expressly set forth in this Agreement, the Easement property is sold in

an AS-IS condition, without any warranty, express or implied, and subject to all liens, assessments, encumbrances, easements, rights of way, restrictions, reservations, conditions, deeds of trust, and other exceptions to title of any nature and kind whatsoever, whether recorded or not. Except as otherwise expressly set forth in this Agreement, Owner makes no representations or warranties, express or implied, concerning the condition of the Easement property, the condition of any improvements on the property, or any environmental conditions affecting the property. Owner makes no representations or warranty whatsoever as to the existing or future zoning or availability of utilities for County's use of the Easement property.

3. DELIVERY OF DOCUMENT/ESCROW.

The conveyance documents for the property rights will be executed in a form supplied by County and delivered by Owner to County for the purpose of placing the documents excepting the TCE into Escrow. County shall not be deemed to have accepted delivery of the Easement(s) and the TCE until such time as the Easement(s) are recorded in the Official Records of the County of Sacramento, California. County shall pay all costs of escrow and recording fees incurred in this transaction. The TCE shall not be recorded.

4. PURCHASE PRICE AND ESCROW.

County shall place into Escrow the sum of Eight Thousand, Six-Hundred Fifty Dollars $**8,650.00**, (hereinafter referred to as "Purchase Price"), for the Easement(s) and the TCE, which the parties agree includes all improvements, damages, and severance. The escrow agent shall deliver the Purchase Price to Owner when title to the Easement(s) vests in the County free and clear of taxes as indicated on the Escrow Instructions. Any costs related to this Agreement and sale of the property not addressed by this Agreement shall be the responsibility of the County unless agreed upon by mutual written consent of the parties.

5. PAYMENT OF MORTGAGE OR DEED OF TRUST.

Upon demand by any mortgagee under a mortgage or beneficiary under a deed of trust or lien holder with a lien recorded against the Owner's property, made in writing to County prior to the close of Escrow, County may make payable to the mortgagee, beneficiary or lien holder entitled thereunder, an amount not to exceed the Purchase Price under this Agreement. If this section is made applicable by the demand above described then the mortgagee or beneficiary shall, at the close of Escrow, furnish the Owner with good and sufficient receipt showing the monies credited against the indebtedness secured by said mortgage or deed of trust.

6. POSSESSION.

Owner agrees that County and its authorized agents or contractors may enter upon the Owner's land described herein for purposes of performing activities related to and incidental to the construction of the Project, inclusive of the right to remove and dispose of any improvements, prior to the Owner receiving the Purchase Price. Such

possession and use of the land by the County may commence after full execution of this Agreement and Escrow being fully funded by County. The County shall provide two (2) weeks written notice to Owner prior to beginning construction on the property.

Notwithstanding the above, the County's right to possession of the TCE area will be during the term defined in the TCE deed. The County shall only enter upon the Owner's remainder property with written consent from the Owner.

7. INDEMNIFICATION.

Owner covenants and agrees to indemnify, defend and hold harmless the County, its Board, Board members, officers, employees, agents, representatives and invitees from any and all claims that third parties may make or assert with respect to the title to the premises and any improvements, to include any action, cause of action, suit, expense, demand, loss, damage, claim, cost, judgment, injury or liability, resulting therefrom. The Owner shall not be required to indemnify any such parties from Liability caused by the sole negligent or intentional acts or misconduct of the County, its Board, Board members, officers, employees, agents, representatives and invitees.

County covenants and agrees to indemnify, defend, and hold harmless Owner, its Board, Board members, officers, employees, agents, representatives, and invitees, from and against any action, cause of action, suit, expense, demand, loss, damage, claim, cost, judgment, injury or liability (collectively, "Liability"), resulting from County's exercise of its rights under this Agreement. Notwithstanding the foregoing, County shall not be required to indemnify any such parties from Liability caused by the sole negligent act or intentional misconduct of Owner, its Board, Board members, officers, employees, agents, representatives and invitees.

8. RESTORATION OF TEMPORARY CONSTRUCTION EASEMENT.

Upon completion of the Project, County shall restore, replace or cause to be replaced said TCE area to a condition reasonably similar or like that condition which existed on the date of this Agreement. County agrees to coordinate its construction activities in a way that minimizes interference with Owner's use of its property.

9. RE-CONSTRUCTION OF OWNER'S REMAINDER PROPERTY.

County and its authorized agents and contractors are hereby granted permission to enter onto Owner's remainder property to reconstruct Owner's driveways, walkways, and appurtenant areas as necessary to conform to Project improvements. The cost of such re-construction of the Owner's remainder property shall be borne by County. Owner is responsible for the reconstruction of all landscape areas, including re-grading and replanting any affected lawn and landscaped areas and repair and/or replacement of irrigation systems for which Owner has been compensated.

10. LEASE WARRANTY.
Owner warrants there are no oral or written leases on any portion of the Property exceeding a period of one month, excepting _____.

11. COUNTY'S USE AND LIABILITY.
County agrees to release Owner from any liability arising from the County exercising its rights under this Agreement. Furthermore, County agrees to assume responsibility for any damages to Owner's property, other than the above-mentioned landscaped areas, caused by reason of the County's use of the Easement(s) and TCE under this Agreement and will, at County's option, either repair or pay for such damage.

12. GOVERNING LAW / SEVERABILITY.
This Agreement shall be governed by and construed in accordance with the laws of the State of California. If any provision in this Agreement is held by a court of competent jurisdiction to be invalid, void or unenforceable, the remaining provisions shall continue in full force without being impaired.

13. PUBLIC PURPOSE.
Both Owner and County agree that County requires the Easement(s) and TCE, which is/are not now appropriated to a public use, for the Project and County can acquire the Property through the exercise of the power of eminent domain.

Both Owner and County recognize the expense, time, effort and risk to both Owner and County in failing to resolve a dispute over compensation for the Easement(s) and TCE by eminent domain litigation; and therefore the parties agree that the compensation set forth herein is in compromise and settlement in lieu of such litigation.

14. AUTHORITY AND EXECUTION.
This Agreement, which is valid only when executed by County, constitutes the complete understanding and Agreement of the parties hereto and no oral representation shall in any manner vary the terms hereof or be binding. The effectiveness of this Agreement and any amendment hereto is contingent upon approval or ratification by the Owner's Governing Board.

15. ENTIRE AGREEMENT.
The performance of this Agreement constitutes the entire consideration for the conveyances from Owner and shall relieve the County of all further obligation or claim on this account, or on account of the location, grade or construction of the proposed public improvement and related facilities and/or structures. The obligations of the parties hereto shall survive the close of escrow.

16. COUNTERPARTS

This Agreement may be executed in multiple counterparts, each of which shall be deemed an original, by all of which, together, shall constitute one and the same instrument. Signatures scanned and transmitted electronically shall be deemed original for purposes of this Agreement, with such scanned signatures having the same legal effect as original signatures and will be binding on each party.

(The remainder of this page is intentionally left blank.)

This Agreement shall bind the respective heirs, personal representatives, successors, and assigns of the parties hereto.

IN WITNESS WHEREOF, the parties have executed this Agreement as follows:

County		**Owner**	
Agreement Date:	_____	Date:	_____
By:	_____	By:	_____
	Jeffrey A. Gasaway, Director Department of General Services SCC § 2.61.020	Printed Name:	
		Title:	_____
		Address:	PO Box 477 Carmichael, CA 95609
		Telephone:	_____
		Email:	_____

RECOMMENDED BY:

Sonja Bartley

_____
Sonja Bartley, SR/WA, Real Estate Officer II
County of Sacramento, Real Estate Division

ATTACHMENTS:

Exhibit(s) “A”	Legal Descriptions of the Easement(s)
Exhibit(s) “B”	Plat maps(s) of the Easement(s) and TCE
Exhibit “C"	Escrow Instructions

Exhibit “A” – PRPUE

July 24, 2020
Page 1 of 1

EXHIBIT “A”
DESCRIPTION

All that real property situated in the County of Sacramento, State of California, being a portion of parcel of land described in the Deed recorded on May 31, the year 1950, in Book 1856 of Official Records at Page 272, in the Office of the County Recorder of Sacramento County, said real property being portions of Lots 6 and 11, as shown on the *Plat of Subdivision of Section No. 28 of the RANCHO DEL PASO*, filed for record on April 28, the year 1913 in Book 14 of Maps at Map No. 9, in the Office of said County Recorder, together with a portion of the public real property, described in the Decree of Condemnation, adjudged by the Superior Court of State of California, in Sacramento County, to the Arcade School District of Sacramento County, recorded on February 07, the year 1951, in Book 1988 of Official Records at Page 426, in the Office of the County Recorder of said County, said public real property being a portion of Lot 21, as shown on said *Plat of Subdivision of Section No. 28 of the RANCHO DEL PASO*, said portions being described as follows:

Beginning at the southwest corner of said parcel of land described in said Deed, said corner being common with the southwest corner of said Lot 11 and the northwest corner of said Lot 21, as shown on said *Plat of Subdivision of Section No. 28 of the RANCHO DEL PASO*; thence, from said **Point of Beginning**, along the southerly line of said parcel of land, said southerly parcel line being the southerly line said Lot 11, common with the northerly line of said Lot 21, South 89°27'18" East, a distance of 30.00 feet to the northwest corner of the said public real property described in said order of condemnation; thence, leaving said common line, along the westerly line of said public real property described in said Decree of Condemnation, South 00°16'18" East, a distance of 13.30 feet; thence, leaving said westerly line, South 89°53'18" East, a distance of 2.16 feet; thence, North 00°19'24" West, a distance of 13.28 feet to a point on the aforementioned common line between Lots 11 and 21; thence, leaving said common line, continuing North 00°19'24" West, a distance of 465.15 feet; thence, North 00°14'01" West, a distance of 225.30 feet; thence, North 00°16'57" West, a distance of 149.95 feet to a point on the northerly line of said parcel of land; thence, along said northerly line, North 89°27'18" West, a distance of 31.86 feet to the northwest corner of said parcel of land; thence, along the westerly line of said parcel of land, said westerly line being the centerline of Howe Avenue, as shown on the *Plat of BEVERLY TERRACE*, filed for record on May 29, the year 1950 in Book 30 of Maps at Map No. 31, in the Office of said County Recorder, South 00°16'18" East, a distance of 840.39 feet to the point of beginning; containing an area of approximately 26,831 square feet or 0.616 acres.

See Exhibit "B", plat to accompany this description, attached hereto and made part hereof.

PROFESSIONAL LAND SURVEYOR
JAMES L. WHITE
07-24-20
LS 7722
STATE OF CALIFORNIA

James L. White
State of California Licensed Land Surveyor

P:\Signed Folders\Survey\2021_Jobs\A to Z\21-0144 Howe Avenue Bicycle & Pedestrian\Legal Descriptions\Exhibits\02_Exhibits\PRPUE\PRPUE 278-0020-008\APN 278-0020-002 PRPUE DESC.docx

Exhibit “B” - PRPUE

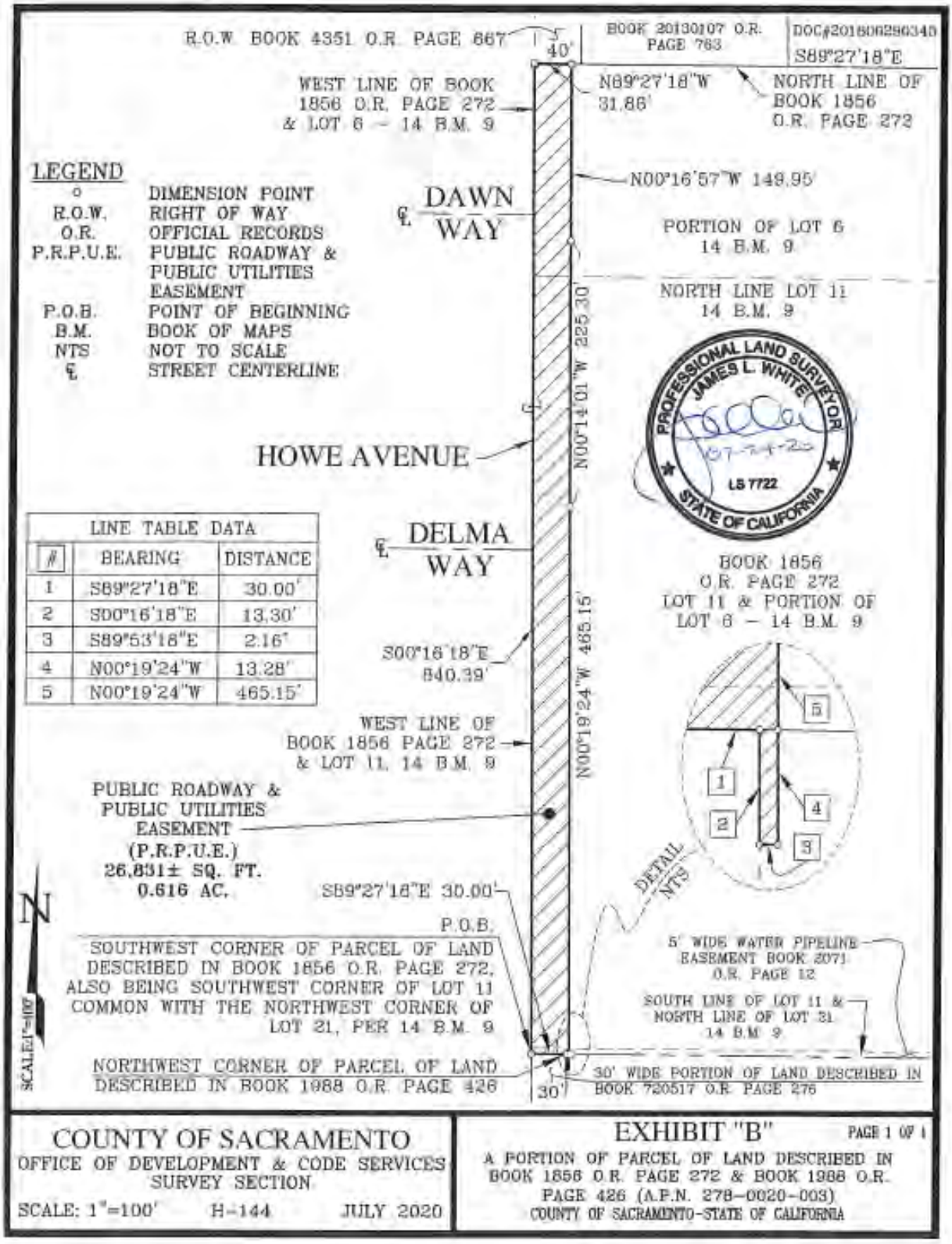

Exhibit "A" – PUPFE

July 24, 2020
Page **1** of **2**

EXHIBIT "A"
DESCRIPTION

All that real property situated in the County of Sacramento, State of California, being a portion of parcel of land described in the Deed recorded on May 31, the year 1950, in Book 1856 of Official Records at Page 272, in the Office of the County Recorder of Sacramento County, said real property being portions of Lots 6 and 11, as shown on the *Plat of Subdivision of Section No. 28 of the RANCHO DEL PASO*, filed for record on April 28, the year 1913 in Book 14 of Maps at Map No. 9, in the Office of said County Recorder, together with a portion of the public real property, described in the Decree of Condemnation, adjudged by the Superior Court of State of California, in Sacramento County, to the Arcade School District of Sacramento County, recorded on February 07, the year 1951, in Book 1988 of Official Records at Page 426, in the Office of the County Recorder of said County, said public real property being a portion of Lot 21, as shown on said *Plat of Subdivision of Section No. 28 of the RANCHO DEL PASO*, said portions being described as follows:

Commencing at the southwest corner of said parcel of land described in said Deed, said corner being common with the southwest corner of said Lot 11 and the northwest corner of said Lot 21, as shown on said *Plat of Subdivision of Section No. 28 of the RANCHO DEL PASO*; thence, from said point of commencement, along the southerly line of said parcel of land, said southerly line being common with the southerly line said Lot 11 and the northerly line of said Lot 21, South 89°27'18" East, a distance of 30.00 feet to the northwest corner of said public real property described in said order of condemnation; thence, continuing along said common line, said common line also being the north line of said public real property described in said order of condemnation, South 89°27'18" East, a distance of 2.16 feet to the Point of Beginning; thence, from said **Point of Beginning**, leaving said common line, North 00°19'24" West, a distance of 465.15 feet; thence, North 00°14'01" West, a distance of 225.30 feet; thence, North 00°16'57" West, a distance of 149.95 feet to a point on the northerly line of said parcel; thence, along said northerly line, South 89°27'18" East, a distance of 8.15 feet; thence, leaving said northerly line, parallel with and 40.00 feet easterly, measured at right angle, from the westerly line of said parcel of land, said westerly line being common with the westerly line of said Lot 11 and a portion of westerly line of said Lot 6, South 00°16'18" East, a distance of 330.84 feet; thence, leaving said parallel line, South 89°43'42" West, a distance of 4.00 feet to the beginning of a line 36.00 feet easterly of and parallel with, measured at right angle, said westerly common line; thence, along said parallel line, South 00°16'18" East, a distance of 33.54 feet; thence, leaving said parallel line, South 89°33'11" East, a distance of 10.30 feet to the beginning of a line 46.30 feet easterly of and parallel with, measured at right angle, said westerly common line; thence, along said parallel line, South 00°16'18" East, a distance of 10.25 feet; thence, leaving said parallel line, South 16°50'35" West, a distance of 34.02 feet; thence, South 89°38'19" West, a distance of 0.29 feet to the beginning of a line 36.00 feet easterly of and parallel with, measured at right angle, said westerly common line; thence, along said parallel line, South 00°16'18" East, a distance of 309.86 feet; thence, leaving said parallel line, South 10°50'04" East, a distance of 10.91 feet to the beginning of a line 38.00 feet easterly of and parallel with, measured at

P:\Shared Folders\SurveyDB\J_Jobs A to Z\H\H144 Howe Avenue Bicycle & Pedestrian Improvements\Documents\Legal Descriptions-Exhibits\02_Exhibit\PUPFE\APN 278-0020-003 PUPFE\APN 278-0020-003 PUPFE DESCRIPTION.doc

right angle, said westerly common line; thence, along said parallel line, South 00°16'18" East, a distance of 5.16 feet; thence, South 10°05'43" West, a distance of 10.56 feet to the beginning of a line 36.10 feet easterly of and parallel with, measured at right angle, said westerly common line; thence, along said parallel line, South 00°16'18" East, a distance of 25.49 feet; thence, leaving said parallel line, South 07°11'04" East, a distance of 4.09 feet; thence, South 00°10'31" West, a distance of 22.66 feet; thence, North 89°53'02" West, a distance of 0.32 feet to the beginning of a line 36.10 feet easterly of and parallel with, measured at right angle, said westerly common line; thence, along said parallel line, South 00°16'18" East, a distance of 30.52 feet; thence, leaving said parallel line, South 89°27'21" East, a distance of 0.70 feet; thence, South 00°06'42" West, a distance of 14.21 feet to a point on said southerly line of parcel of land described in said Deed, said southerly line being common with the northerly line of said real property contained in said Decree of Condemnation, said line also being common with said southerly line of said Lot 11 and said northerly line of Lot 21; thence, leaving said common line, and continuing South 00°06'42" West, a distance of 8.25 feet; thence, South 05°57'25" West, a distance of 5.03 feet; thence, North 89°53'18" West, a distance of 3.94 feet; thence, North 00°19'24" West, a distance of 13.28 feet to the point of beginning, containing an area of approximately 5,173 square feet.

See Exhibit "B", plat to accompany this description, attached hereto and made part hereof.

PROFESSIONAL LAND SURVEYOR
JAMES L. WHITE
07-24-20
LS 7722
STATE OF CALIFORNIA

James L. White
State of California Licensed Land Surveyor

Exhibit “B” - PUPFE

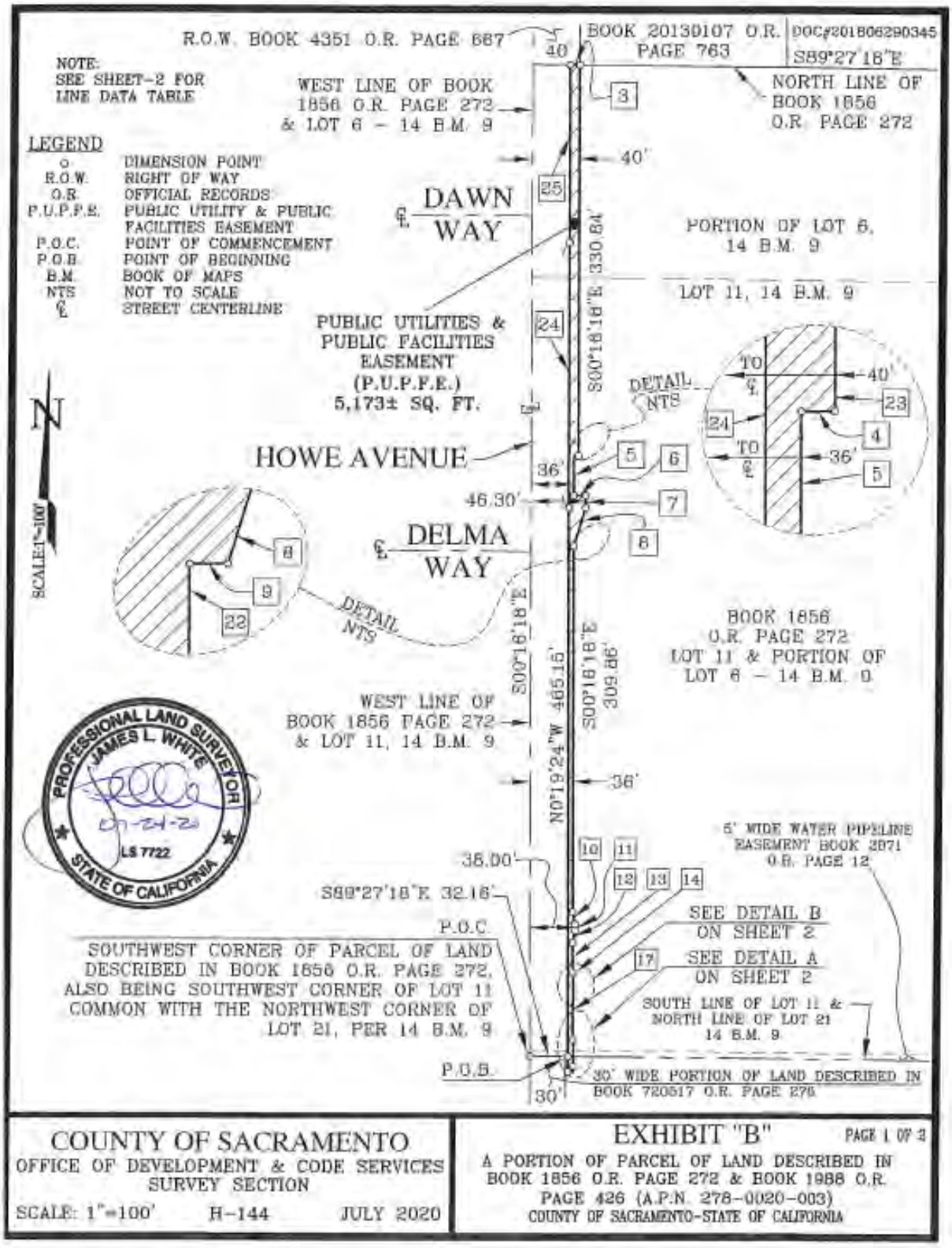

DETAIL A
SEE SHEET 1
NTS

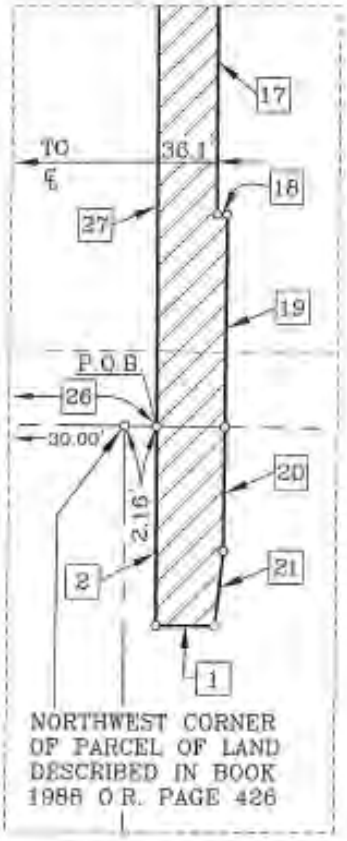

DETAIL B
SEE SHEET 1
NTS

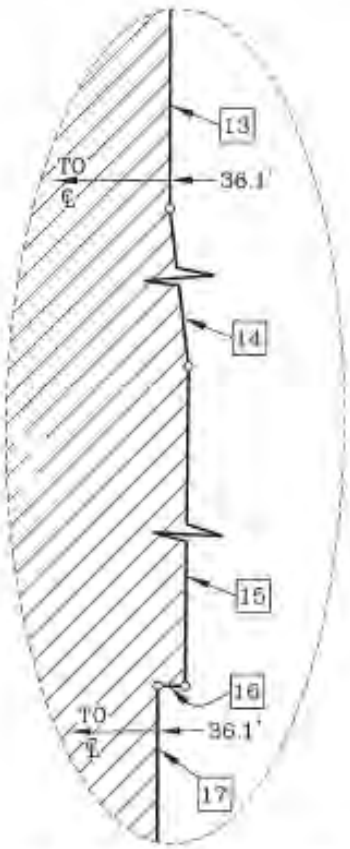

LINE TABLE DATA		
#	BEARING	DISTANCE
1	N89°53'16"W	3.94'
2	N00°19'24"W	13.28'
3	S89°27'18"E	8.16'
4	S89°43'42"W	4.00'
5	S00°16'18"E	33.54'
6	S89°33'11"E	10.30'
7	S00°16'18"E	10.25'
8	S16°50'35"W	34.02'
9	S89°38'19"W	0.29'

LINE TABLE DATA		
#	BEARING	DISTANCE
10	S10°50'04"E	10.91'
11	S00°16'18"E	5.16'
12	S10°05'43"W	10.56'
13	S00°16'18"E	25.49'
14	S07°11'04"E	4.09'
15	S00°10'31"W	22.66'
16	N89°53'02"W	0.32'
17	S00°16'18"E	30.52'
18	S89°27'21"E	0.70'

LINE TABLE DATA		
#	BEARING	DISTANCE
19	S00°06'42"W	14.21'
20	S00°06'42"W	8.25'
21	S05°57'25"W	5.03'
22	S00°16'18"E	309.86'
23	S00°16'18"E	330.84'
24	N00°14'01"W	225.30'
25	N00°16'57"W	149.95'
26	S89°27'18"E	32.16'
27	N00°19'24"W	465.15'

COUNTY OF SACRAMENTO
OFFICE OF DEVELOPMENT & CODE SERVICES
SURVEY SECTION
SCALE: 1"=100' H-144 JULY 2020

EXHIBIT "B" PAGE 2 OF 2
A PORTION OF PARCEL OF LAND DESCRIBED IN BOOK 1856 O.R. PAGE 272 & BOOK 1988 O.R. PAGE 426 (A.P.N. 278-0020-003)
COUNTY OF SACRAMENTO-STATE OF CALIFORNIA

Exhibit “B” - TCE

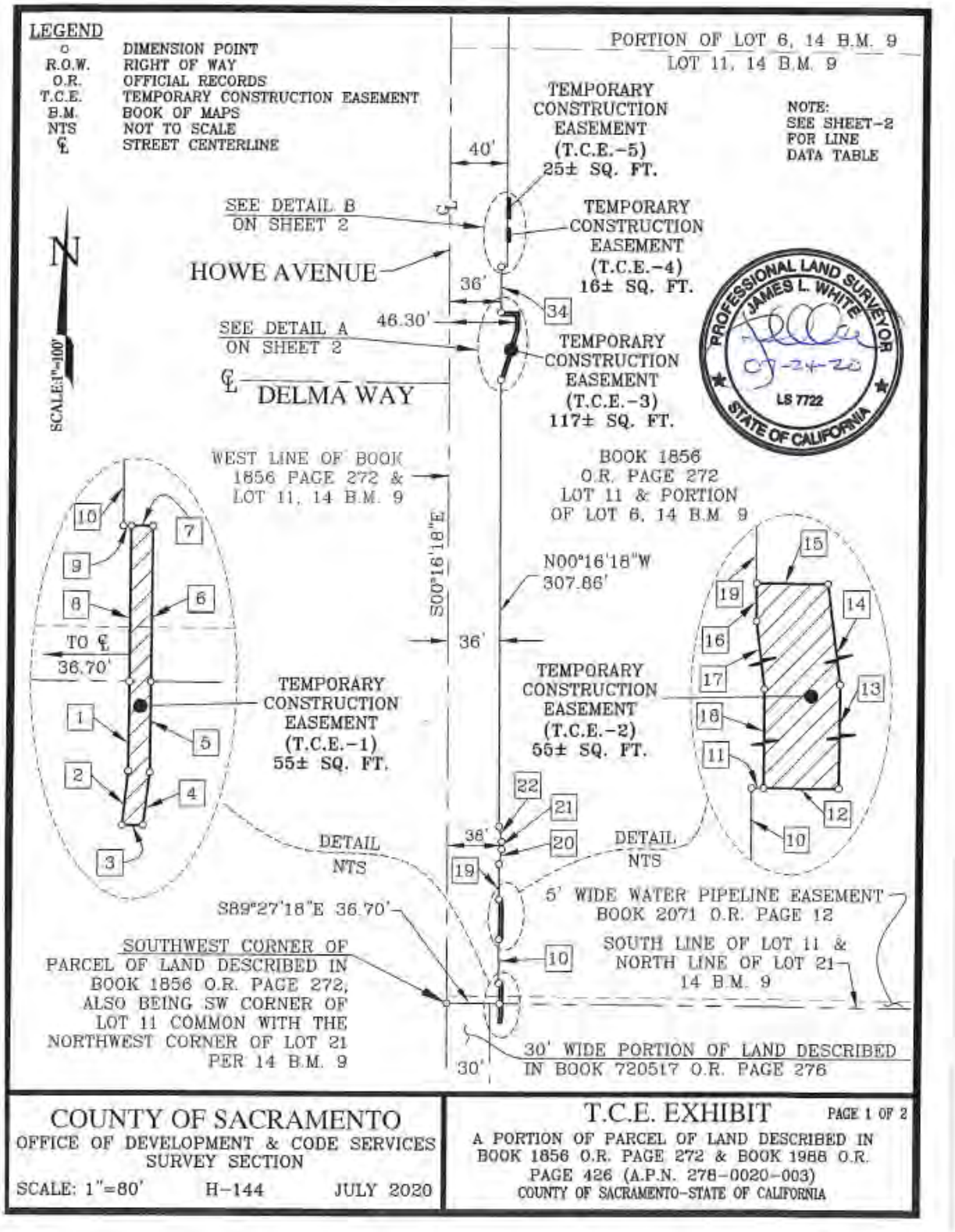

LINE TABLE DATA		
#	BEARING	DISTANCE
1	S00°06'42"W	8.25'
2	S05°57'25"W	5.03'
3	S89°53'18"E	1.94'
4	N06°50'16"E	4.92'
5	N00°06'42"E	8.36'
6	N00°06'42"E	14.20'
7	N89°27'21"W	2.00'
8	S00°06'42"W	14.21'
9	N89°27'21"W	0.70'
10	N00°16'18"W	30.52'
11	S89°53'02"E	0.32'
12	S89°53'02"E	2.00'
13	N00°10'31"E	22.79'
14	N07°11'04"W	4.91'
15	N89°49'29"W	1.90'

LINE TABLE DATA		
#	BEARING	DISTANCE
16	S00°16'18"E	0.95'
17	S07°11'04"E	4.09'
18	S00°10'31"W	22.66'
19	N00°16'18"W	24.54'
20	N10°05'43"E	10.56'
21	N00°16'18"W	5.16'
22	N10°50'04"W	10.91'
23	N00°16'18"W	307.86'
24	N89°38'19"E	1.77'
25	N16°50'35"E	35.80'
26	N00°16'18"W	12.52'
27	N89°33'11"W	12.30'
28	S00°16'18"E	2.00'
29	S89°33'11"E	10.30'
30	S00°16'18"E	10.25'

LINE TABLE DATA		
#	BEARING	DISTANCE
31	S16°50'35"W	34.02'
32	S89°38'19"W	0.29'
33	S00°16'18"E	2.00'
34	N00°16'18"W	31.54'
35	N89°43'42"E	4.00'
36	N00°16'18"W	17.57'
37	N89°30'45"E	1.82'
38	N00°31'02"W	9.00'
39	S89°30'45"W	1.79'
40	S00°16'18"E	9.00'
41	N00°16'18"W	7.16'
42	N89°47'25"E	1.78'
43	N00°14'01"W	14.00'
44	S89°47'25"W	1.79'
45	S00°16'18"E	14.00'

DETAIL A
SEE SHEET 1
NTS

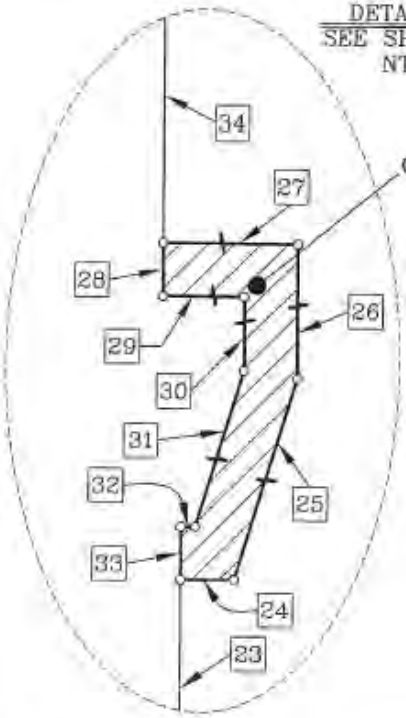

TEMPORARY CONSTRUCTION EASEMENT (T.C.E.-3) 117± SQ. FT.

DETAIL B
SEE SHEET 1
NTS

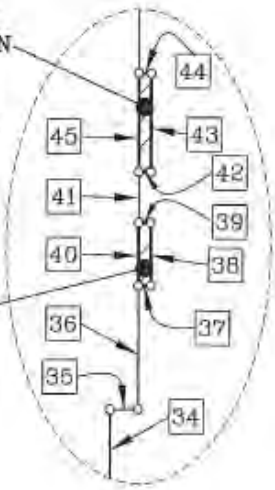

TEMPORARY CONSTRUCTION EASEMENT (T.C.E.-5) 25± SQ. FT.

TEMPORARY CONSTRUCTION EASEMENT (T.C.E.-4) 16± SQ. FT.

COUNTY OF SACRAMENTO
OFFICE OF DEVELOPMENT & CODE SERVICES
SURVEY SECTION
SCALE: 1"=100' H-144 JULY 2020

T.C.E. EXHIBIT PAGE 2 OF 2
A PORTION OF PARCEL OF LAND DESCRIBED IN BOOK 1856 O.R. PAGE 272 & BOOK 1988 O.R. PAGE 426 (A.P.N. 278-0020-003)
COUNTY OF SACRAMENTO-STATE OF CALIFORNIA

Exhibit "C" – Escrow Instructions

ESCROW INSTRUCTIONS TO:

Fidelity National Title Company
8525 Madison Avenue, Suite 110
Fair Oaks, CA 95628

Date: August 21, 2020 *Escrow No.: 01002227-010-PA* *Preliminary Report Date: April 4, 2018, Amended: March 9, 2020, Amendment No. 1*

Project: Howe Ave Bicycle and Pedestrian Improvement Project

Parcel No: 278-0020-003 *Property Address: 2404 Howe Avenue, Sacramento, CA 95825*

Owner: San Juan Unified School District

YOU ARE HANDED HEREWITH:

1. *Demand of Grantor: $8,650*

2. *Grant Deed (or Easement Deed), which you are authorized to deliver or record when you can issue a standard form CLTA title insurance policy with a liability in the amount of $8,650.00 on the property as described in document handed you herewith for recording. No charge is to be paid by the County for recording.*

TITLE TO BE VESTED IN: County of Sacramento, a political subdivision of the State of California,
Please provide a title policy SUBJECT TO the exceptions as shown in the above-cited Preliminary Report, Item(s) No. 5,6,7,8,9,10, and 11 and DELETING Item(s) No. 1, 2, 3, and 4.

YOU ARE REQUESTED TO CLOSE THIS ESCROW AS SOON AS POSSIBLE.
If you are unable to close within 30 days please advise the parties hereto.

YOU ARE AUTHORIZED TO PAY UPON CLOSING THE FOLLOWING:

		SELLER	COUNTY
1	Sellers Demand	$8,650	Pay
2	Title Policy		Pay
3	Escrow Fee		Pay

All disbursements are to be made by check of: Fidelity National Title Company.

INSTRUCTIONS FROM SELLER: In addition to the foregoing, you are hereby authorized to record and/or deliver the attached documents to the County of Sacramento on receipt of a warrant in the amount of $ 8,650.00, net to Seller, subject to any demands of liens or encumbrances. You are also authorized to obtain a consent to easement from any Mortgagee listed in the Preliminary Report as necessary. Please remit remainder to Seller.

Seller: San Juan Unified School District

By (sign): _____
(print name)
By (sign): _____
(print name)
Email Address: _____
Address: *PO Box 477*
Carmichael, CA 95609
Telephone: _____

APPROVED:

_____
Real Estate Division, County of Sacramento
916-876-6200

ACCEPTED: _____
Fidelity National Title Company
(916) 646-6018

M:\RealEstate\Templates\RES Acquisitions\ESCROW\Escrow Instructions Non-Confidential

SAN JUAN UNIFIED SCHOOL DISTRICT
BOARD OF EDUCATION

AGENDA ITEM: J-9

MEETING DATE: 12/15/2020

SUBJECT: Tentative Agreement with California School Employees Association, Chapter 127, and the San Juan Unified School District

CHECK ONE:
For Discussion: ☐
For Action: ☒
Report: ☐
Workshop: ☐
Recognition: ☐
Emergency Action: ☐

DEPARTMENT: Schools and Labor Relations

ACTION REQUESTED:
The superintendent is recommending that the board approve the California School Employees Association, Chapter 127, tentative agreement.

RATIONALE/BACKGROUND:
Statute requires that the public be made aware of the costs associated with a tentative collective bargaining agreement before it becomes binding on the district or county office of education. Government Code Section 3547.5 states:

"Before a public school employer enters into a written agreement with an exclusive representative covering matters within the scope of representation, the major provisions of the agreement, including, but not limited to, the costs that would be incurred by the public school employer under the agreement for the current and subsequent fiscal year, shall be disclosed at a public meeting of the public school employer in a format established for this purpose by the Superintendent of Public Instruction [G.C. 3547.5(a)]."

This tentative agreement was ratified by 85% of the voting members of the California School Employees Association, Chapter 127, on November 16, 2020.

ATTACHMENT:
A: Tentative Agreement

PREVIOUS STAFF/BOARD ACTION:
Superintendent's Cabinet: 11/09/2020
Board of Education: 11/17/2020

FISCAL IMPACT:
Current Budget: $ N/A
Additional Budget: $ N/A
Funding Source: N/A
(Unrestricted Base, Supplemental, other restricted, etc.)

Current Year Only ☐ On-going ☐

LCAP/STRATEGIC PLAN:
Goal: N/A Focus: N/A
Action: N/A

Strategic Plan: N/A

PREPARED BY: Jim Shoemake, Assistant Superintendent, Schools and Labor Relations JS

APPROVED BY: Kent Kern, Superintendent of Schools KK

Tentative Successor Agreement
Between
San Juan Unified School District (District)
and the
California School Employees Association and its San Juan Chapter No. 127 (CSEA)

Article 6 - Salary

The Parties agree to return to 2020-2021 negotiations no later than March 17, 2021 to negotiate a salary and/or District benefit contribution increase, if any.

The District and CSEA agree that the District will comply with the State mandated minimum wage increases. The parties agree to continue meeting to negotiate the impact of mandated minimum wage increases on other classifications of the membership.

The District and CSEA agree to meet no later than November 9th to discuss interests related to Senate Bill 75.

6.8.4

It is the responsibility of the Instructional Assistant (IA) to document these hours on a District approved time card. These timecards must be submitted by the IA and verified and signed by the principal or designated site administrator.

For the 2018-2019 and 2019-2020 school years the parties agree to set aside $20,000 per year in one-time monies to fund a pilot to reduce the time thresholds in 6.8, 6.8.1, 6.8.2, 6.8.3 and 6.8.4 to 3 consecutive hours. Once these funds are exhausted each year, the existing language in 6.8, 6.8.1, 6.8.2, 6.8.3 and 6.8.4 will apply for the remainder of the year. Data collected by both parties during this pilot shall be reported to the respective bargaining teams no later than March 1, 2020. **Note: The COVID-19 pandemic, and subsequent school closures, did not allow for Article 6.8.4 to be fully utilized during the 2019-2020 school year. The parties agree to continue this pilot effective November 2, 2020 - June 9, 2021. If, during this time frame the one-time funds are exhausted the existing language in 6.8, 6.8.1, 6.8.2, 6.8.3 and 6.8.4 will apply for the remainder of the 2020-2021 school year.**

Article 1 - Recognition

1.2.1

This agreement resolves successor agreement negotiations for 2020-2021 between the District and the CSEA, except that, the parties have agreed to return to negotiate a salary increase and/or District benefit contribution increase, if any, no later than March of 2021.

New three (3) year agreement from November 15, 2020 through November 14, 2023.

For the 2021-2022 and 2022-2023 reopener negotiation years, the District and CSEA mutually agree to open the following articles for negotiation:

- **Article 6 – Salaries**
- **Article 7 – Fringe Benefits**
- **Additionally, each party may also reopen any additional three Articles each year.**

1.2.2 No later than the last Board meeting in ~~June~~ **February** of each year of the contract, the California School Employees Association and its Chapter #127, agrees to present its proposals to the Board of Education for a successor contract or for any re-openers. No later than eight weeks after the presentation of the Association's initial proposal, the District shall respond with its initial proposal and thereafter negotiations shall begin within twenty (20) workdays.

Article 4 - Grievance Procedure

4.3 Presentation. The grievant shall be allowed to present a grievance **(Appendix C)** while on duty. No more than five (5) members may participate while on duty, whether grievants, representatives, or witnesses, unless otherwise approved by the District. The Association's job steward shall be exempt from the five (5) member limitation.

Article 5- Hours and Overtime

5.20 The District and CSEA agree that providing on-boarding services for new employees to the district is a best practice. In the event that the district is unable to provide on-boarding services the district agrees to communicate that decision with CSEA within 48 hours of a decision being made.

Article 7 - Fringe Benefits

7.23 Continuance of Dependent Benefits on Death of Employee

If an employee who has selected District payment of all or part of the cost of dependent medical and dental coverage dies before retiring, full dependent coverage for a period of one year shall be

continued by the District for all dependent survivors who have been enrolled in District approved fringe benefit programs. **If a deceased employee was eligible (both parties are District employees) and enrolled with an in-District coverage rate tier at the time of death, the full dependent coverage for a period of one year shall be continued by the District for all dependent survivors who have been enrolled and associated with (tied to by marriage or domestic partnership) the in-District coverage rate tier for medical and dental coverage.** This provision is subject to insurance carrier or benefit provider approval. ~~**This benefit is effective July 1, 2016.**~~

Article 9 - Vacations

9.9 Vacation Sell Back Each fiscal year, an employee with a minimum balance of 160 hours may sell back one week of earned vacation currently on the books to a maximum of 40 hours provided the employee has ~~**submitted a request to his/her supervisors to use**~~ **used** at least two weeks **(maximum of 80 hours)** of earned vacation during the fiscal year. **For the ~~2019-2020~~ 2020-2021 school year the parties agree that for the process used in determining "used at least two weeks," a denied vacation request may be counted as "used" if the vacation request:**

- **has been approved and the employee used ten (10) days of vacation, or**
- **has been denied in writing and a copy of the denied request is attached to the request to sell back vacation hours.**
    - **Known blackout dates as determined by the applicable department will not apply to this section**

Article 10 - Leaves

10.7.1 Extended Disability **Upon the date of board approval, and for the remainder of the ~~2018-2019~~ 2020-2021 school year, a member with ten (10) years of permanent and benefitted status with the District and having exhausted all other paid sick leave shall, with proper medical verification, be placed on temporary disability payments of $100 per month for a period of six (6) months, renewable for one additional six (6) month period with proper medical verification. All District-paid insurance shall be continued in full force during the period when this benefit is in effect.**

Article 15 - Layoffs

15.2.1.2 For employees whose date of hire is on or after July 1, 1999, seniority will be determined by date of hire (as a probationary or permanent member) in the classification.

For those members hired after July 1, 2020 seniority will be determined by the time stamp date on an employees initial application for the classification hired into.

15.2.2 If two (2) or more employees subject to layoff have equal seniority, the determination as to who shall be laid off shall be made based on the hire date into a probationary status with the

employee hired first being retained. ~~**If that is equal, the District shall determine if retention of one of the employees would further the goals of the District Affirmative Action Program and shall retain him/her.**~~ Otherwise, determination as to which employee is laid off shall be made by lot.

15.6.3 An employee who is laid off and is subsequently eligible for re-employment shall be notified in writing by the District of an opening. Such notice shall be sent by ~~certified~~ **US** mail **and** ~~or~~ **email** to the last address given the District by the employee.

Article 16 - Retirement

16.1 Retirement - Premium Payment The District will provide, subject to insurance carrier approval, the opportunity for the full cost of medical insurance coverage and dental insurance coverage to those retired employees retiring from the District directly into the California Public Employees Retirement System (CalPERS), until the age of 65, or eligible age to receive Medicare provided that:

16.1.1 (a) The employee is at least 55 years old and has not yet reached 65.

(b) The employee has worked in the District as a regular employee **for a non-consecutive and cumulative total of** ten (10) years.

Article 17 - Evaluation

~~**17.1. Employees in Probationary Status**~~

~~**(a) New employees serving their twelve (12) month probationary period may receive a written performance evaluation on or about the end of the fifth and eleventh month of initial probationary employment period.**~~

~~**(b) Promoted employees serving their six (6) month promotional probationary period may receive a written performance evaluation on or about the end of the third month and fifth month of employment in the higher-level position.**~~

~~**(c) Employees in probationary status may request a review of below standard rating by the supervisory level immediately above the rating supervisor.**~~

17.1. Employees in Probationary Status

(a) The probationary period for a new employee hired on and prior to November 14, 2020 will be one year, and should receive a written performance evaluation on or about the end of the fifth and eleventh month of initial probationary employment period.

The probationary period for a new employee hired on and after November 15, 2020 shall be six months and should receive a written performance evaluation on or about the end of the third month and the fifth month of initial probationary employment period.

(b) Promoted employees serving their six (6) month promotional probationary period may receive a written performance evaluation on or about the end of the third month and fifth month of employment in the ~~**higher level position**~~ **new classification.**

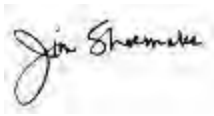

Jim Shoemake 11/5/2020
Assistant Superintendent
Schools and Labor Relations
San Juan Unified School District

Karen Smith

Karen Smith 11/5/2020
President
California School Employees Association

Kurt Benfield 11/5/2020
Labor Relations Representative
California School Employees Association

SAN JUAN UNIFIED SCHOOL DISTRICT
BOARD OF EDUCATION

AGENDA ITEM: **J-10**

MEETING DATE: **12/15/2020**

SUBJECT: Minimum Wage Increase – CSEA and Teamsters Salary Schedules

CHECK ONE:
For Discussion: ☐
For Action: ☒
Report: ☐
Workshop: ☐
Recognition: ☐
Emergency Action: ☐

DEPARTMENT: Human Resources

ACTION REQUESTED:
The superintendent requests the board approve salary changes to reflect the January 1, 2021 minimum wage increase to $14.00 per hour for the CSEA and Teamsters specific ranges identified on the attached spreadsheet.

RATIONALE/BACKGROUND:
On April 4, 2016, Governor Brown signed Senate Bill 3 which increases California's minimum wage each year until it reaches $15.00 per hour in 2022. There is a provision in the bill that can temporarily delay the increase at any point in time due to certain economic conditions. At this time, we are requesting approval to raise the pay rates for these designated positions to the January 2021 rate. Rate changes in subsequent years will be brought back to the board for approval each year until the $15.00 maximum rate is reached.

PREVIOUS STAFF/BOARD ACTION:
Superintendent's Cabinet: 12/07/2020

FISCAL IMPACT:
Current Budget: N/A
Additional Budget: N/A
Funding Source: N/A
Current Year Only ☐ On-going X

LCAP/STRATEGIC PLAN:
Goal: N/A Focus: N/A
Action: N/A
Strategic Plan: N/A

PREPARED BY: Peggy Purvis, Director, Human Resources

APPROVED BY: Paul Oropallo, Assistant Superintendent, Human Resources
Kent Kern, Superintendent of Schools

CSEA General Unit

Range	Step 1	Step 2	Step 3	Step 4
10	13.00	13.00	13.15	13.75
11	13.00	13.00	13.43	
12	13.00	13.15	13.75	
13	13.00	13.43		
14	13.15	13.75		
15	13.43			
16	13.75			

CSEA Operations Support

Range	Step 1	Step 2	Step 3	Step 4
10	13.00	13.00	13.15	13.75
11	13.00	13.00	13.43	
12	13.00	13.15	13.75	
13	13.00	13.43		
14	13.15	13.75		
15	13.43			
16	13.75			

Teamsters

13	13.00	13.55		
14	13.26	13.91		
15	13.55			
16	13.91			

These range amounts all move to Range 14, Step 1 effective January 1, 2021.

SAN JUAN UNIFIED SCHOOL DISTRICT
BOARD OF EDUCATION

AGENDA ITEM: **J-11**

MEETING DATE: **12/15/2020**

SUBJECT: Minimum Wage Increase – Short Term, Temporary Salary Schedule

CHECK ONE:
For Discussion: ☐
For Action: ☒
Report: ☐
Workshop: ☐
Recognition: ☐
Emergency Action: ☐

DEPARTMENT: Human Resources

ACTION REQUESTED:
The superintendent requests the board approve salary changes to reflect the January 1, 2021 minimum wage increase to $14.00 per hour for the following classifications:

Job Classification	From	To (January 1, 2021)
Counselor Intern I	$13.00	$14.00
Instructor	$13.00	$14.00
Project Parent Liaison	$13.00	$14.00
School Psychology Intern I	$13.00	$14.00
Special Events Leader I	$13.00	$14.00
Student	$13.00	$14.00
Work Experience Intern	$13.00	$14.00
Announcer/Scorekeeper/Timekeeper/Ticket Taker	$13.00	$14.00

In addition, we are requesting that the Ticket Seller rate be changed from $13.00/hour to $15.00/hour to compensate individuals performing these duties for the cash handling responsibilities they have.

Some existing ranges have a step 1 starting rate below $14.00, but there are steps within the range that provide us with the ability to ensure employees in those classifications are paid at least $14.00 per hour.

RATIONALE/BACKGROUND:
On April 4, 2016, Governor Brown signed Senate Bill 3 which increases California's minimum wage each year until it reaches $15.00 per hour in 2022. There is a provision in the bill that can temporarily delay the increase at any point in time due to certain economic conditions. At this time, we are requesting approval to raise the pay rates for these designated positions to the January 2021 rate. Rate changes in subsequent years will be brought back to the board for approval each year until the $15.00 maximum rate is reached.

PREVIOUS STAFF/BOARD ACTION:
Superintendent's Cabinet: 12/07/2020

FISCAL IMPACT:
Current Budget: N/A
Additional Budget: N/A
Funding Source: N/A
Current Year Only ☐ On-going X

LCAP/STRATEGIC PLAN:
Goal: N/A Focus: N/A
Action: N/A
Strategic Plan: N/A

PREPARED BY: Peggy Purvis, Director, Human Resources

APPROVED BY: Paul Oropallo, Assistant Superintendent, Human Resources
Kent Kern, Superintendent of Schools

SAN JUAN UNIFIED SCHOOL DISTRICT
Short Term, Temporary Salary Schedule
2020-2021 School Year

CLASSIFICATION	SALARY RATE
GENERAL	
Accompanist/Conductor/Clinician*****	25.30/hr
Administrator (hourly extra assignment) (1)	35.00/hr
Administrator (full day, substitute administrator; retirees and nonemployees only) (2)	350-450/day
Bilingual Student Teacher	4000.00/semester
Classified Substitutes	Step 1 of Appropriate Range
Counselor Intern I	***14.00/hr
Counselor Intern II	****20.00/hr
Instructor	***14.00/hr
Intramural Official Intermediate	21.00/game
Project Parent Liaison	***14.00/hr to maximum of 1015.00/semester
School Psychologist Intern I	***14.00/hr
School Psychologist Intern II	***14.00/hr
School Psychologist Intern III	16.75/hr
Senior Instructor	15.00/hr
Special Events Leader I	***14.00/hr
Special Events Leader II	25.30/hr**
STRS Counselor	24.20/hr
Student	***14.00/hr
Work Experience Intern	***14.00/hr
OUTDOOR EDUCATION	
Camp Winthers Program Coordinator	240.00/day
Program Leader	400.00/wk
Resource Counselor	175.00/wk
Resource Instructor	300.00/wk
Resource Instructor - Water Sports	225.00/wk
Tent Counselor	125.00/wk
COACHING AND EXTRACURRICULAR ASSIGNMENTS 1/	
Varsity Coach *	2,693/season**
Assistant Coach *	2,154/season**
Drill Team *	2,072/yr**
Cheer Leaders *	2,072/yr**
Other Athletic or Extra-curricular stipend-based assignments*	Per Stipend Schedule
Announcer, Scorekeeper, Timekeeper, Ticket Taker	***14.00/hr
Ticket Seller	****15.00/hr

1/ Per Board Policy 4127: Can only hire noncertificated individual after annual search fails to identify certificated staff member to perform coaching duties.

(1) Extra assignment for work not part of regular work assignment (i.e. serving on an interview panel);

(2) VP $350/day; Principal $400/day; long term 40+ days or 30+ days when opening/closing school-add'l $50/day.

For current employees serving in an acting capacity, see Management Special Assignment Salary Schedule.

* Compensation rate tied to certificated special additional assignment/stipend rates and subject to change based on those rates.

** Effective January 1, 2021

*** Minimum wage change to $14.00/hr effective January 1, 2021

**** Rate effective January 1, 2021

SAN JUAN UNIFIED SCHOOL DISTRICT
BOARD OF EDUCATION

AGENDA ITEM: J-12

MEETING DATE: 12/15/2020

SUBJECT: Governance Handbook

CHECK ONE:

For Discussion:	☐
For Action:	☒
Report:	☐
Workshop:	☐
Recognition:	☐
Emergency Action:	☐

DEPARTMENT: Administration

ACTION REQUESTED:
The board president is recommending that the board review the governance handbook.

RATIONALE/BACKGROUND:
Following a board workshop on March 10, 2015, related to board roles and responsibilities, the board agreed to discuss the development of a governance handbook. The purpose of the handbook is to establish agreed-upon protocols and norms to enhance the vision, mission and goals of the district. A subcommittee consisting of two board members worked with staff to develop a draft governance handbook for board review and discussion. The governance handbook was approved by the board on September 8, 2015. The board agreed to review and renew the agreements annually at the December organizational meeting.

ATTACHMENT(S):
A: Governance Handbook

BOARD COMMITTEE ACTION/COMMENT:
N/A

PREVIOUS STAFF/BOARD ACTION:
Superintendent's Cabinet: 12/07/2020

FISCAL IMPACT:
Current Budget: $ N/A
Additional Budget: $ N/A
Funding Source: N/A
(Unrestricted Base, Supplemental, other restricted, etc.)
Current Year Only: ☐ On-going: ☐

LCAP/STRATEGIC PLAN:
Goal: N/A
Focus: N/A
Action: N/A
Strategic Plan: N/A

APPROVED BY: Kent Kern, Superintendent of Schools KK

:sc



San Juan
Unified School District

Governance Handbook

Board of Trustees

Pam Costa

Zima Creason

Saul Hernandez

Michael McKibbin, Ed.D.

Paula Villescaz

Table of Contents

San Juan Unified School District Mission 3
Shared Beliefs 3
District Overview 3
Roles and responsibilities of board members and the superintendent 4
- **Board Norms** 5
- **Welcoming new members** 5
- **Annual Organizational Meeting** 5
- **Speaking with a common voice** 5
- **Assigning work to staff** 6
- **Addressing conflict among board members** 6
- **School visitations** 6

Board Meetings 6
- **Placing items on board agendas** 6
- **The role of board members during board meetings** 6
- **Individual board member's request for information, materials or action** 6
- **Board meeting guidelines** 7
- **Public comments** 7
- **Voting** 7
- **Voting no or abstaining** 7
- **Quorum** 7

Additional Board Information 8
- **Board-appointed/board-approved committees** 8
- **Electronic media** 8
- **Complaints from community/staff** 8

Agreement page 9

San Juan Unified School District Mission

Valuing diversity and excellence, the San Juan Unified School District's mission is to educate and inspire each student to succeed and responsibly contribute to a radically evolving world by providing innovative, rigorous, student-focused instruction and programs in a safe, caring and collaborative learning community.

Shared Beliefs

We believe that:

- Every person is unique and has equal worth.
- Everyone can and will learn.
- People learn in different ways and at varied paces.
- Education is the shared responsibility of students, families, teachers, staff and community.
- Quality education expands opportunities throughout a person's life.
- Challenging people to meet high expectations leads to exceptional learning and remarkable results.
- Nurturing relationships and healthy environments are necessary for individuals to thrive.
- Diversity is a valuable asset that strengthens and enriches our community.
- Personal development and community well-being depend on individual responsibility.
- Everyone benefits when people willingly contribute to the well-being of others.
- Honesty and integrity are essential to build trusting relationships.
- Access to a quality public education is essential to our democracy.

District Overview

Created in 1960 with the merger of six school districts, San Juan Unified School District has a rich tradition in providing all students with the opportunity for academic success and achievement.

The district serves a 75-square-mile area covering the communities of Arden-Arcade, Carmichael, Citrus Heights, Fair Oaks, Gold River and Orangevale.

Today, San Juan Unified is the 11th-largest school district in California with an expenditure budget of more than $491 million used to employ more than 5,000 individuals and to educate more than 46,000 students in our early learning, TK-12 and adult programs.

The district consists of 33 elementary schools, eight K-8 schools, eight middle schools, nine comprehensive high schools, three special-education centers, three alternative schools, one adult-education center, two Early Childhood Education centers and one dependent charter.

The student population is diverse. During the 2019-2020 school year, the district's ethnic/racial makeup was: 0.62 percent American Indian or Alaskan Native, 24.8 percent Hispanic/Latino, 6.8 percent African American, 51.7 percent White, 7.7 percent Asian/Asian American, 0.7 percent Pacific Islander, 0.95 percent Filipino, 6.5 percent multi-race and 0.3 percent Not Reported.

Roles and responsibilities of board members and the superintendent

Board Roles

The role of the board is to provide each student with an education of the highest possible quality within the limits of financial support provided by the State of California. To accomplish this, board members are responsible for five roles identified by the California School Boards Association (CSBA):

- **Setting the direction** for the district by involving parents/guardians, community, students and staff, while focusing on student learning and achievement.

- **Establishing an effective and efficient structure** by employing the superintendent, developing and adopting policies, establishing academic expectations and adopting curriculum and instructional materials, establishing budget priorities and adopting the budget, providing safe and adequate facilities to support student learning, and setting parameters for negotiations with employee organizations and ratifying collective bargaining agreements.

- **Providing support to the superintendent and staff** by following standards of responsible governance, making decisions and providing resources that support district priorities and goals, upholding board policies and being effective spokespersons by being knowledgeable about district programs and goals.

- **Ensuring accountability** through evaluation of the superintendent; monitoring and evaluating policies; serving as a judicial and appeals body; monitoring student achievement and program effectiveness; approving, monitoring and adjusting district budgets; and monitoring the collective bargaining process.

- **Providing community leadership and advocacy on behalf of students, the educational program and public education.**

Superintendent Roles

CSBA identifies the following standards and roles for superintendents working with the Board of Education:

- Promotes the success of all students and supports the efforts of the board to focus on student learning and achievement.
- Values, advocates and supports public education and all stakeholders.
- Recognizes and respects the different perspectives and styles of board members, staff, students, parents and community, ensuring the diverse range of views inform board decisions.
- Acts with dignity, treats everyone with civility and respect, and understands the implications of demeanor and behavior.
- Serves as a model for the value of lifelong learning and supports the board's continuous professional development.
- Works with the board as a "governance team" and assures collective responsibility for building a unity of purpose, common vision and positive organizational culture.
- Recognizes that the board/superintendent governance relationship is supported by the district's management team.
- Understands the distinctions between board and staff roles, and respects the roles of the board as the representative of the community.
- Understands that the authority rests with the board as a whole, provides guidance to the board to assist in decision making, and provides leadership based on the direction of the board as a whole.
- Communicates openly with trust and integrity, including providing all board members with equal access to information, and recognizes the importance of both responsive and anticipatory communications.
- Accepts leadership responsibility and accountability for implementing the vision, goals and policies of the district.

Board Norms

The governance team commits to accomplishing these standards and roles through:

- Focusing on all students
- Adherence to the Brown Act
- Demonstrating respect
- Creating transparency
- Communicating openly
- Listening actively
- Keeping commitments
- Being collaborative
- Taking the time needed to govern effectively
- Encouraging everyone's ideas and point of view

Welcoming new members

The board president meets with each newly elected member individually to provide a copy of the Governance Handbook, the schedule of meetings, the format for meetings and governance team operations.

The superintendent meets with each newly elected member to provide an overview of the district and to introduce cabinet members and other staff who will be communicating with the board.

District legal counsel will give newly elected members a copy of the Brown Act and inform them they must conform to its requirements as if they had already assumed office.

The governance team attends the swearing-in ceremony and reception for the newly elected members.

Annual Organizational Meeting

The annual organizational meeting will be held within the required 15-day period commencing on the second Friday in December.

At this meeting, the board shall

- Elect a clerk, vice president and president from its members.
- Establish the regular school board meeting dates and starting/ending times for the year.
- Appoint representatives to specific organizations and committees and
- Determine locations of board meetings (Board Bylaws 9320, 9140).

Speaking with a common voice

All public statements in the name of the board are made by the board president or, if appropriate, by the superintendent or senior director of community relations.

When speaking to community groups, the media or to the public, individual board members have a responsibility to identify personal viewpoints as such and not as the viewpoint of the board.

When a board decision has been reached, all board members shall support that decision until it is amended or rescinded by board action. Any board member who may wish to criticize or oppose any specific board action should do so in an open board meeting.

Assigning work to staff

No individual member of the board, by virtue of holding office, shall exercise any administrative responsibility with respect to the schools; nor as an individual, command the services of any employee. Board members are to channel their requests and/or concerns directly to the superintendent (or, if necessary, through the board president).

Addressing conflict among board members

Because the governance team norms are designed to create an open, respectful, collaborative culture, members will engage in dialogue while welcoming an open discussion with different points of view. Members will demonstrate an ability to disagree on issues without taking the disagreements personally. Members will endeavor to maintain neutral body language and tone during deliberations.

School visitations

School visitations are encouraged to build understanding of the district's instructional programs, curriculum and staffs. Board members should make appointments with the school principal prior to visiting a campus. The board member should also email the board administrative assistant, so the visit can be placed on the board calendar alerting other members and the superintendent to the visit. This may prevent one school from having numerous visits from different board members during a short period of time. During visits, members should be cautious of interrupting the learning environment.

Board Meetings

Placing items on board agendas

Board members may place any item on the agenda no later than six days prior to the scheduled meeting date; however, to give staff time to prepare materials, it is helpful to make the request at a regularly scheduled meeting during the Future Agenda discussion.

The role of board members during board meetings

The authority to direct action rests solely with the full board during public board meetings. A majority vote provides direction to the superintendent. By carefully reviewing the board packet prior to the board meeting, board members can contact the superintendent for questions about an item. All members share a common responsibility to ensure the Brown Act is followed.

Individual board member's request for information, materials or action

It is important for trustees to be well informed, as oversight of the district is one of the main functions of the board. Trustees recognize that they have no power as individuals to direct staff actions, and that compiling information in response to trustee requests can take staff away from their day-to-day operations of schools and the district. An individual board member will – insofar as possible – work to let the superintendent and staff know ahead of time when a request for information will be made in a public meeting, so the staff can be prepared to provide a thorough response. Staff will make every effort to ensure that board agenda items include thorough background and information. Requests for information not on the board agenda should be made to the superintendent who will ensure the appropriate staff person responds. All information provided by the administration in response to a request by a trustee shall be provided to all other trustees at the same time. Trustees should self-regulate the amount of requests for information regarding issues not on the board agenda.

Board meeting guidelines

It is important to recognize that a board meeting is the time for the board to do their work in public view. After staff input and public comment, board members are encouraged to ask questions and explain their thinking related to the topic at hand. The board president recognizes members who desire to speak, alternating so that all members have the opportunity to speak. There is not a time limit or limit to the number of questions or comments that a board member may make, but each board member should be respectful of giving other members the opportunity to speak. Nothing in this section will preclude members from speaking multiple times until all discussion is concluded.

Unless a point is important to further understanding of the immediate discussion, the board president will allow all other members to speak first and then add his/her comments or questions.

Public comments

Members of the public shall have an opportunity to address the board on any item of interest that is within the subject matter jurisdiction of the board (Education Code section 35145.4, Government Code section 54954.3). If the public comments on items not appearing on the posted board agenda, the board cannot take action or discuss the comments (Government Code section 54954.2), other than to briefly acknowledge the comments and, if desired, to ask staff for follow-up information.

Voting

A majority vote of all members of the board is necessary for the election of officers or for any other action by the board unless otherwise specified by law. Voting shall be by voice and the board administrative assistant records the votes by member, which is placed into the minutes of the meeting.

Unless otherwise provided by law, affirmative votes by a majority of the board's membership are required to approve any action under consideration, regardless of the number of members present.

The board shall take no action outside of a public meeting except on those matters and under those conditions authorized for closed sessions (Government Code sections 54957, 54957.7; Board Bylaw 9323.2).

Voting no or abstaining

Each trustee respects the right of other trustees to vote "no" on an issue. Everyone agrees it is a courtesy to the governance team to explain the reasons for the "no" vote, either during deliberation or before casting the vote. Abstaining on a vote must be announced at the time the topic is first brought up and shall be based on one of the following: 1) the matter affects a close relative of the board member (Education Code section 35707); 2) the vote is to replace the board member's position on the board (Education Code section 35178); or 3) "remote interests" as listed in Government Code section 1091. If a board member abstains, his/her abstention shall be considered to concur with the action taken by the majority of those who vote, whether affirmatively or negatively.

If a member was absent at the previous meeting, he/she will abstain from voting on the approval of that meeting's minutes.

Quorum

A quorum is the minimum number of voting members who must be present at a properly called board meeting in order to conduct business in the name of the board, and is established when a majority of the board members (at least three of the filled positions) are in attendance (Education Code section 35164, Board Bylaw 9323).

Additional Board Information

Board-appointed/board-approved committees

Board members appoint community members to the Curriculum, Standards, Instructional and Student Services Committee and the Facilities Committee. Newly elected board members will be given the option to appoint their own committee members or continue with the current appointments.

Board members serve as the conduit between a board-appointed/board-approved committee and the board as a whole. Board members are not voting members of board-appointed/board-approved committees.

If a board member wants to attend a board-appointed/board-approved committee meeting of which he/she is not the board liaison, the board member should contact the board administrative assistant. This will eliminate the possibility of three or more board members being in attendance at the meeting.

Electronic media

The Board of Trustees will use electronic media (e.g., email and texting) carefully to ensure that there is no violation of the Brown Act (Government Code sections 54950-54962). The Brown Act prohibits board members from exchanging information outside of a board meeting to:

- develop collective concurrence,
- advance or clarify an issue,
- facilitate agreement or compromise or
- advance an ultimate resolution.

The board recognizes that by using "Reply All" in email responses, the email:

- becomes part of the deliberative process,
- creates a public record and
- inhibits opportunity for any other two board members to have a conversation on a topic.

Board members will be aware of, and follow, district policy as it pertains to electronic communication. The district is subject to requests for public documents as provided by in the California Public Records Act (Government Code section 6250 et seq.). Public documents include emails and other correspondence from board members as well as from employees.

Complaints from community/staff

When an issue is brought to a board member, the board member will use active listening to hear what the complaint or issue is. Board members need to remain cognizant of their responsibility for judicial review, staff and student confidentiality and due process when talking with the complainant.

Restate what the complainant has said to ensure that you have heard the information correctly. Ask the person what he/she would like the board member to do with the information and what the individual would like to see as a possible solution. Explain that you will be sharing the information with the superintendent.

Redirect the complainant to communicate with appropriate personnel and utilize the appropriate complaint procedure. Ask the individual to follow up if the problem isn't resolved.

Notify the superintendent as soon as possible with details of the complaint.

In order to support a positive working relationship among the San Juan Unified School District Board of Education, the staff, students and the community, we have reviewed and agreed to the norms and protocols outlined in the 2021 Governance Handbook. We shall renew these agreements at the end of December annually.

Affirmed on this 15th day of December, 2020.

_____	_____
Pam Costa, Member San Juan Unified School District Board of Education	Zima Creason, Member San Juan Unified School District Board of Education
_____	_____
Saul Hernandez, Member San Juan Unified School District Board of Education	Michael McKibbin, Ed.D., Member San Juan Unified School District Board of Education
_____	_____
Paula Villescaz, Member San Juan Unified School District Board of Education	Kent Kern, Executive Secretary San Juan Unified School District Board of Education

SAN JUAN UNIFIED SCHOOL DISTRICT
TENTATIVE BOARD AGENDA ITEMS
2020-2021

JANUARY 12

Equity Update – R	Calvin
Title 1 Funding Projection 2021-2022 – D	Calvin
Textbook Adoption: Science TK-5 – A [Discussed 12/15/20]	Schnepp
Public Hearing: Gateway International Charter School Renewal Petition – D	Flagler
Conveyance of Easement at Howe Avenue Elementary to County of Sacramento – A	Camarda
Williams Complaint Report – R	Simlick
*Resolution: Emergency Contracting – A	Stephens
*Resolution: Authorized Signature - Power to Contract on Behalf of the District – A	Stephens
*Resolution: Delegating Signature Authorization to the Superintendent – A	Stephens
*CAC Membership – A	Calvin

JANUARY 26

Recognition: 2021 Classified Employees of the Year – A	Oropallo
Recognition: National School Counseling Week (Feb. 1-5) – A	Messer
Mitigating Learning Loss - Assessment Practices Update – R	Schnepp
Annual Policy Review – D	Simlick
BP 3430 Investing and Debt Management	
BP 5116.1 Intradistrict Open Enrollment	
BP 6145 Extracurricular/Cocurricular Activities	
BP 6020 Parent Involvement and Family Engagement	
*School Accountability Report Cards (SARCs) – A	Schnepp

FEBRUARY 9

Recommendation for Reductions in PKS & Criteria for Tie Break (Certificated TK-12) – D	Oropallo
Recommendation for Reducing/Discontinuing CCS & Criteria for Tie Break (Certificated ECE) – D	Oropallo
Notice of Intent to Reduce Classified Positions – D	Oropallo
*Annual Policy Review [Discussed 01/26/21] – A	Simlick
BP 3430 Investing and Debt Management	
BP 5116.1 Intradistrict Open Enrollment	
BP 6145 Extracurricular/Cocurricular Activities	
BP 6020 Parent Involvement and Family Engagement	
*Audit Report for Measures J, N, P and S – A	Stephens

FEBRUARY 23

Recognition: Arts Education Month (March) – A	Townsend
Public Hearing: Gateway International Charter School Renewal Petition – A [Discussed 01/12/21]	Flagler
Resolutions: Reductions in PKS & Criteria for Tie Break (Certificated TK-12) – A [Discussed 02/09/21]	Oropallo
Resolution: Reducing/Eliminating CCS & Criteria for Tie Break (Certificated ECE) – A [Discussed 02/09/21]	Oropallo
Resolution: Notice of Intent to Reduce Classified Positions – A [Discussed 02/09/21]	Oropallo
2021 CSBA Delegate Assembly Election – A	Board
*Consolidated Application, Winter Report 2021 (Part II) – A	Calvin

MARCH 9

Recognition: National School Social Work Week (Mar. 7-13) – A	Calvin
Social Emotional Wellness – R	Calvin
Second Interim Budget Report – R	Stephens

MARCH 23

Recognition: Week of the Young Child (Apr. 12-16) – A	Townsend
New Course Adoptions – D	Schnepp
*Head Start and Early Head Start Grant Application 2021-2022 – A	Townsend

APRIL 13

Recognition: School Bus Driver's Appreciation Day (Apr. 27) – A	Oropallo
Williams Complaint Report – R	Simlick
Proposed Board Meeting Dates for 2021-2022 – A	Kern
*New Course Adoptions [Discussed 03/23/21] – A	Schnepp

APRIL 27

Recognition: California Day of the Teacher (May 13) – A	Oropallo
Recognition: National Nurses Week and National School Nurse Day (May 6-12 & May 13) – A	Calvin
School Climate: Parent-Staff-Student Voice – R	Schnepp
CCEIS Update – R	Calvin

MAY 11

Recognition: Classified School Employee Week (May 16-22) – A	Oropallo
Hearing Officer's Recommendation-2021 RIF (if applicable) – A	Simlick
*Approval of CTE 2021 Advisory Committee Roster – A	Messer

MAY 25

Recognition: National Science Bowl (if applicable) – A	Messer/Shoemake
Recognition: Science Olympiad (if applicable) – A	Messer/Shoemake
Recognition: Academic Decathlon (if applicable) – A	Messer
*Head Start/Early Head Start Contract Resolution FY 2021-2022 – A	Townsend

JUNE 8

Public Hearing: LCAP – D	Schnepp
Public Hearing: LCAP/Choices Charter School – D	Flagler
Public Hearing: Adoption of the 2021-2022 Budget – D	Stephens
Temporary Interfund Borrowing of Cash – A	Stephens
*CIF Superintendent Designation of Representatives 2021-2022 – A	Messer

JUNE 22

LCAP [Public Hearing 06/08/21] – A	Schnepp
LCAP/Choices Charter School – A [Public Hearing 06/08/21]	Flagler
Adoption of the 2021-2022 Budget – A [Public Hearing 06/08/21]	Stephens
*Consolidated Application, Spring Report 2020-2021 – A	Calvin
*2020-2021 Actuarial Report (OPEB) – A	Oropallo
*Charter School 2019-2020 Audit Reports (Aspire, Atkinson, CMP, GIS, GV, OFY) – A	Stephens