City of Santa Paula

City Council

MAYOR ANDY SOBEL
VICE MAYOR LESLIE CORNEJO
COUNCILMEMBER JENNY CROSSWHITE
COUNCILMEMBER CARLOS JUAREZ
COUNCILMEMBER PEDRO A. CHAVEZ

CITY COUNCIL REGULAR MEETING OF THE
SANTA PAULA CITY COUNCIL

WEDNESDAY, MARCH 1, 2023

6:30 PM - City Council Regular Meeting

SANTA PAULA CITY HALL
970 VENTURA STREET
SANTA PAULA, CA 93060

JULIE LATSHAW, CITY CLERK
DAN SINGER, CITY MANAGER
MONICA CASTILLO, INTERIM CITY ATTORNEY

BRINGING ITEMS BEFORE THE CITY COUNCIL

You are invited to participate in all Regular City Council meetings. Agendas are posted in the front of Santa Paula City Hall, 970 Ventura Street, Santa Paula, 72 hours in advance of the scheduled meetings. The City Council's regular meetings start at 6:30 p.m. the first and third Wednesday of each month in the City Hall Council Chambers located at 970 Ventura Street in Santa Paula.

HOW TO PARTICIPATE IN PERSON DURING THE MEETING: If you wish to speak at a City Council meeting, please fill out a ***Public Comment Form*** noting your name and address and submit the form to the City Clerk. Include the Agenda item number, when appropriate. ***Public comments are limited to 3 minutes.***

1. ***Items Not on the Agenda*:** If you wish to discuss an item which is not scheduled on the Agenda, you may address the City Council during *Public Comment*. Please realize that due to the limitations placed on the City Council by provisions of the *California Government Code*, the City Council ordinarily cannot take action on any item that is not on the agenda. Because of these restrictions, expect that matters that you identify during public comment may be referred to staff or considered on a future agenda.
2. ***Agenda Items:*** Items being considered by the City Council may appear on the Consent Calendar, as an Action Item, or as a Public Hearing. Public comments on each type of item are handled differently, as explained below:
    a. For items appearing on the Consent Calendar, please submit a Public Comment Form before the Council takes action on the Consent Calendar. Items that receive a Public Comment Form may be pulled from the Consent Calendar by the Mayor and discussed separately by the City Council.
    b. For items appearing as an Action Item, the Mayor will announce the Agenda item and request the staff report, the staff member responsible will give a brief summary of the report; the City Council will have an opportunity to ask questions of staff; members of the public will be given an opportunity to comment on the item and ask additional questions (all members of the public should speak directly into the microphone at the speaker's platform); and the City Council will discuss the item and then take appropriate action.
    c. For items on which a Public Hearing is scheduled, the Mayor will open the public hearing and receive the staff report; members of the public will be given an opportunity to comment on the item and ask additional questions (all members of the public should speak directly into the microphone at the speaker's platform); the City Council will discuss the item; and the Mayor will close the public hearing after City Council action.

HOW TO PARTICIPATE BEFORE THE MEETING: Members of the public are encouraged to submit email correspondence on any agenda item by sending an email to cityclerk@spcity.org. All public correspondence received by 3:00 p.m. (PT) on the meeting date will be provided to the legislative body before the meeting. Public Comments received after 3:00 p.m. will be provided to the legislative body the next day.

Your Participation in this meeting is in the public domain; meetings are cablecast; minutes of this meeting will reflect your participation in this meeting and are posted on the city's website.

PLEASE NOTE: *Be advised that if you bring a legal challenge to an action, you may be limited to raising only those issues you or someone else raised at the meeting described in this Agenda, or in written correspondence delivered to the City Council at or before the meeting. Any action is subject to the ninety-day time period set forth in Code of Civil Procedure § 1094.6.*

*In compliance with the **Americans with Disabilities Act**, if you need special assistance to participate in this meeting, please contact the City Clerk at (805) 933-4208. Notification 48 hours before the meeting will enable the City to make reasonable arrangements to ensure accessibility to this meeting. (28 CFR 35, 102-35.104 ADA Title II). Written materials distributed to the City Council within 72 hours of the City Council meeting are available for public inspection immediately upon distribution in the City Clerk's office.*

REGULAR MATTERS - COUNCIL CHAMBERS

1. **CALL TO ORDER**
   REMINDER: in order to minimize distractions during public meetings, all personal communication devices should be turned off or put in a non-audible mode.

2. **INVOCATION**

3. **FLAG SALUTE**

4. **ROLL CALL**

5. **CLOSED SESSION REPORT**

6. **PUBLIC COMMENT**
   At this time, members of the public may comment on any item not appearing on the agenda that is within the subject-matter jurisdiction of the City Council. A Public Comment Form must be submitted to the City Clerk prior to the beginning of the Public Comment period in order to be recognized to speak. Individuals submitting Public Comment Forms after the beginning of the Public Comment period will not be allowed to speak at this time, but may be recognized to speak by the Mayor at the conclusion of the meeting. Individual Councilmembers may briefly respond to Public Comments or ask questions for clarification. The City Council may direct staff to report to the City Council on the item at a later meeting. For items appearing on the Agenda, the public will be invited to make comments at the time the item comes up for City Council consideration. If a member of the public wishes to address a Consent Calendar item, please submit a Public Comment Form for that item. It may then be discussed separately by the Council, and the public will be invited to make comments at that time. At all times, please use the microphone and write your name and address on the Public Comment Form provided.

7. **PRESENTATIONS**

   7.A ARBOR DAY PROCLAMATION

   7.B INTERFACE CHILDREN & FAMILY SERVICES

   7.C **CITY MANAGER'S DEPARTMENT QUARTERLY REPORT**

8. **CITY COUNCIL REPORTS**

9. **CITY MANAGER REPORTS**

10. CONSENT CALENDAR

Background information has been provided to the City Council on all matters listed under the Consent Calendar and these items are considered to be routine by the City Council and are normally approved by one motion. If discussion is requested by a Councilmember on any item, or a member of the public wishes to comment on an item, that item may be removed from the Consent Calendar for separate action.

10.A APPROVAL OF MINUTES

City Council Special Minutes for February 15, 2023
City Council Regular Minutes for February 15, 2023
City Council Special Minutes for February 17, 2023

10.B **AMENDMENT NO. 1 TO THE PROFESSIONAL SERVICES AGREEMENT WITH MKN & ASSOCIATES RELATING TO THE WATER RECYCLING FACILITY AMMONIA ANALYZERS PROJECT**

RECOMMENDATION:

Staff recommends that the City Council:

1. Authorize the City Manager to execute Amendment No. 1 to the Professional Services Agreement with MKN & Associates, Inc., in a form approved by the City Attorney.

10.C **AMENDMENT NO. 2 TO THE PROFESSIONAL SERVICES AGREEMENT WITH MKN & ASSOCIATES RELATING TO THE WASTEWATER MASTER PLAN UPDATE**

RECOMMENDATION:

Staff recommends that the City Council:

1. Authorize the City Manager to execute Amendment No. 2 to the Professional Services Agreement with MKN & Associates, Inc., in a form approved by the City Attorney.

10.D **COMMUNITY BIKE TRAIL CONNECTIVITY PROJECT FUNDING**

RECOMMENDATION:

Staff recommends that the City Council:

1. Approve Resolution No. 7446, authorizing the filing of a claim with the Ventura County Transportation Commission for the allocation of $1,482,878.00 in funds for Fiscal Year 2022/2023 under the Transportation Development Act.
2. Approve a budget allocation of $1,872,668 in new revenue and matching expenditures as noted in the Fiscal Impact section of this report.

11. PUBLIC HEARING

- Verification of posting notice by City Clerk
- Declaration of conflicts (if any)
- Declaration of ex parte contacts (if any)
- Open public hearing

- Staff presentation
- Public comments
- Close public hearing
- Discussion and action

11.A **PUBLIC HEARING AND INTRODUCTION OF ORDINANCE NO. 1327, ADDING SECTION 30.07 TO CHAPTER 30 OF TITLE III OF THE SANTA PAULA MUNICIPAL CODE ESTABLISHING BY-DISTRICT ELECTIONS, DEFINING DISTRICT BOUNDARIES, AND SCHEDULING ELECTIONS WITHIN THE DISTRICTS; AND CONSIDERATION OF CITYWIDE GOVERNANCE POLICY**

RECOMMENDATION:

Staff recommends the City Council:

1. Introduce and waive first reading of Ordinance No. 1327, entitled "AN ORDINANCE OF THE CITY COUNCIL OF THE CITY OF SANTA PAULA, CALIFORNIA, ADDING SECTION 30.07 TO CHAPTER 30 OF TITLE III OF THE SANTA PAULA MUNICIPAL CODE ESTABLISHING BY-DISTRICT ELECTIONS, DEFINING DISTRICT BOUNDARIES, AND SCHEDULING ELECTIONS WITHIN THE DISTRICTS";
2. Conduct a public hearing to consider adopting the proposed Ordinance at the City Council's regular meeting;
3. Direct the City Clerk to publish a summary of the proposed Ordinance five (5) days before the meeting it is to be adopted and 15 days thereafter; and
4. Review and provide feedback to staff on a possible Citywide Governance Policy Resolution.

Presented by: Jonathan Royas, Management Analyst

11.B **EXPENDITURE PLAN FOR THE FY 22/23 SUPPLEMENTAL LAW ENFORCEMENT SERVICES ACCOUNT**

RECOMMENDATION:

Staff recommends that the City Council approve the recommended Expenditure Plan appropriating the Supplemental Law Enforcement Services Account (SLESA) funds for the FY 2022-2023 allocation and authorize the City Manager to execute any documents necessary to accept the funding.

Presented by: Interim Police Chief Don Aguilar

12. ACTION ITEMS

12.A **QUARTERLY INVESTMENT REPORTS**

RECOMMENDATION:

Staff recommends that the City Council receive and file the Quarterly Investment Reports for FY 21/22 and Q1/Q2 of FY 22/23.

Presented by: Finance Director Christy Ramirez

12.B **MID-YEAR FISCAL REPORT**

RECOMMENDATION:

Staff recommends that the City Council approve Resolution No. 7448 Amending the City's Operating and CIP Budget for FY 2022/23.

Presented by: Finance Director Christy Ramirez

13. ITEMS FOR FUTURE AGENDAS

13.A FUTURE AGENDA ITEMS

RECOMMENDATION:

Staff recommends City Council Review Future Agenda Items.

Presented by: Dan Singer, City Manager

14. ADJOURNMENT

State of California)-

County of Ventura)- ss

City of Santa Paula)-

I declare under penalty of perjury that I posted this City Council Agenda on the bulletin board near the front door of City Hall, 970 Ventura Street, Santa Paula, California.

On_____at_____Signed:_____

Julie Latshaw

City Clerk

CITY OF SANTA PAULA
MEMORANDUM

To: Honorable Mayor and Members of the City Council

From: Dan Singer, City Manager

Subject: CITY MANAGER'S DEPARTMENT QUARTERLY REPORT

Date: March 1, 2023

Agenda Item: 7.C

RECOMMENDATION:

BACKGROUND:

The City Manager's Department has developed and fulfilled these tasks for the months of September, October, November and December 2022.

City Manager

- Led efforts to engage Chevron related to the Union Oil Building. Efforts have led to a Letter of Intent from Chevron/Union Oil to donate the building to the City of Santa Paula along with a $2-million-dollar maintenance grant.
- Secured the services of a qualified Interim Chief of Police upon the retirement of the former Police Chief.
- Continued discussions related to Diversity, Equity & Inclusion (DEI) with the Council's sub-committee.
- Coordinated a comprehensive orientation program for newly elected Councilmember Chavez.

Management Analyst

Administrative

- Continued oversight, tracking and execution of objectives in Council's 2-Year Strategic Plan. Provided Council a progress update in October and initiated efforts to begin update of Council's plan for 2023-2025.
- Continued oversight and support of the Districting process including community workshops and outreach related to Council's efforts moving the City from at-large general elections to by-district elections.
- Continued oversight of the City's transition to joining the Clean Power Alliance (CPA).
- Assisted with the Crossing Guard MOU with Santa Paula Unified School District (SPUSD) and contract renewal.
- Provided assistance to Santa Paula Police Department (SPPD) with Explorer's out-of-state travel request.
- Assisted with community organization requests to Council related to the Labor Day and

Holiday parades.

Economic Development

- Continued partnership with the Chamber of Commerce to evaluate, enhance and continue a Santa Paula Farmer's Market.
- Continued oversight of meetings and mixers, in partnership with the Community/Economic Development Dept. (CEDD), to work towards the creation of a Cultural Arts Council. The group has now established a Steering and Arts Advisory Committee to move these efforts forward.
- Continued oversight of local business roundtable discussions in partnership with CEDD as part of Council's 2-Year Strategic Plan. Meeting attendance continues to increase.
- Coordination and oversight of the election process for the Property Business Improvement District (PBID) Board to continue to effectuate beautification and improvements to the downtown corridor.
- Assisted with CEDD efforts related to a Broker's Roundtable in November 2022.

Grants

- Applied for a Firehouse Subs First Responder Grant in the amount of $33,915.
- Applied and awarded a $192,050 Local Agency Technical Assistance (LATA) grant funded by the CA Public Utilities Commission (CPUC). Funds will be utilized to support Council's Strategic Goal C. Infrastructure, Transportation & Mobility #4. Exploring opportunities for Broadband High-Speed Internet by funding the development of a Broadband Strategic Plan for the City.
- Applied and awarded $1,482,877 in Transportation Development Act (TDA) Article 3 grant funds to engineer and construct up to 2.48 miles of new bike trails in Santa Paula which would connect to the existing bike trail pathway, allowing multi-modal access from the west end and north end of Santa Paula to the east end.
- Continued work in partnership with the Asst. Finance Director related to the disbursement of ARPA Nonprofit Emergency Relief Fund grants.

Legislative Affairs

- Worked with Merchant McIntyre and our Public Works Director to successfully secure $2 million dollars in Federal funding from Congresswoman Julia Brownley's office for the Harvard Blvd. Water/Sewer & Pavement project.
- Secured $350,000 dollars in County ARPA funding for the Boys & Girls Club Restroom Remodel and Community Center Updates. Continued oversight and coordination with Ventura County CEO's office on disbursements in Q2.
- Conducted research and drafted a letter of support related to Ventura College East Campus Land Acquisition effort.

Public Information

- Continued communications and support to all departments through Channel 10 content, Take 5 newsletter, social media and press releases. Published 7 press releases this past quarter.
- Created communications materials to notify customers of the return to late fees, water shutoffs and utility bill assistance.
- Continued to assist the Public Works department with weekly outreach and

communications efforts for the Harvard Blvd. Water/Sewer & Pavement Project.
- Assisted Public Works with outreach efforts related to the Athens agreement and Pavement Management Plan (PMP) projects during the quarter.
- Oversaw communications efforts related to the former Chief of Police and Interim Chief of Police.

Management Fellows

- Continued work on several objectives in City Council's Strategic Plan.
- Conducted research and analysis to begin a pilot interpretation program for City Council meetings.
- Continued work on the Welcome Guide/Kit for Santa Paula residents including presentations to PBID.
- Projects currently being worked on include downtown tree up-lighting, PBID elections, PBID website enhancements, a mural website and QR codes in partnership with the Chamber of Commerce.

City Clerk's Office

- Processed 12 City Council agendas and minutes.
- Attended 4 Bid Openings.
- Posted updated Maddy Act for year-end 2022, and continue to update as changes occur.
- Continue to advertise and accept applications for Commissions, Committees, and Boards.
- Election process for the November 2022 Elections:
    - Worked with Ventura County Election Division to create the City of Santa Paula, City Council election packets.
    - Reviewed packets with Candidates providing all requirements needed to file nomination papers.
    - Received five qualified nomination papers, filing for City Council, bringing the qualified candidate list to five for three openings.
    - Updated the Council Candidate Orientation PowerPoint.
    - Worked with Candidates to complete all required documents before and after elections.
    - Swore in two returning Councilmembers and one new Councilmember.
    - Continue to work with newly elected Councilmembers for closing files.
- Updated all Officer Oaths, along with providing all new Officers Oaths.
- Tracked old bond documents, creating filing books and logs for easy access.
- Processed 47 Public Records Requests.
- Processed and Posted 12 Notice of Publications.
- Updated the Conflict of Interest Code for 2022.

Human Resources Department

- Successfully recruited and hired:
- Finance: Assistant Finance Director (internal promotion)
- Community & Economic Development: Planning and Economic Development Manager (internal promotion)
- Parks & Recreation: City Corps Leader Trainee PT (3)

- Police: Evidence & Property Technician
- Public Works: Streets Maintenance Worker
- Conducted 2022 Employee Open Enrollment
- Hosted on-site Flu Shot and COVID Booster clinics
- Provided the following trainings to City Employees: Building a Workplace of Mutual Respect and Driver Safety.
- Hosted Halloween and Holiday Employee Appreciation Luncheon through the Quality Improvement Committee.
- Recognized and celebrated the 2022 Employees of the 3rd Quarter through the Quality Improvement Committee.

Information and Technology Department

- Relocated all electrical/communication equipment from Mesa water tank.
- Started initial testing/deployment of replacement communication system for water department tanks/pumps.
- Completed installation of backup fiber internet circuits for City Hall and 911.
- Completed installation of rooftop antenna equipment for Emergency Operation Center communication equipment.

ANALYSIS:

None.

STRATEGIC PLAN:

None.

FISCAL IMPACTS:

None.

OPTIONS:

None.

ATTACHMENTS:

CITY OF SANTA PAULA
City Council Special - AMENDED Meeting
February 15, 2023, 4:15 PM
MINUTES

AMENDED AGENDA - Adding "Closed Session"

SPECIAL MEETING - COUNCIL CHAMBERS

1) CALL TO ORDER

Mayor Sobel called the meeting to order at 4:15 p.m.

2) ROLL CALL

Members Present: Andy Sobel, Leslie Cornejo, Jenny Crosswhite, Carlos Juarez, and Pedro A Chavez

3) PUBLIC COMMENT

None.

4) ACTION ITEMS

4.A) REPORT FROM COUNCIL'S EQUITY AND SOCIAL JUSTICE COMMITTEE

City Manager Dan Singer and Management Fellow Miguel Perez presented this item.
Council discussed social justice, diversity equity and inclusion, and provided staff with direction for updates.
Also answering questions for Council was Interim Police Chief Don Aguilar, and Parks & Recreation Director Greg Barnes.

5) CLOSED SESSION

5.A) CONFERENCE WITH LEGAL COUNSEL - EXISTING LITIGATION - Pursuant to Government Code section 54956.9(d)(1) - Ventura County Fire Protection District, et al, v. Santa Clara Waste Water Company, et al (Ventura County Superior Court Cose No. 56-2016-00484523-CU-PO-VTA).

Council recessed to closed session.

6) CLOSED SESSION REPORT

Interim City Attorney Monica Castillo reported there was no reportable action taken on this item.

7) ADJOURNMENT

Mayor Sobel adjourned the meeting to the 6:30 City Council Regular meeting.

ATTEST:

_____

Julie Latshaw, City Clerk

CITY OF SANTA PAULA
City Council Regular Meeting
February 15, 2023, 6:30 PM
MINUTES

REGULAR MATTERS - COUNCIL CHAMBERS

1) CALL TO ORDER

Mayor Sobel asked Interim City Attorney Monica Castillo to report out on closed session held before the City Council Regular meeting.

Interim City Attorney Monica Castillo reported Council met in closed session on:
CONFERENCE WITH LEGAL COUNSEL - EXISTING LITIGATION - Pursuant to Government Code section 54956.9(d)(1) - Ventura County Fire Protection District, et al, v. Santa Clara Waste Water Company, et al (Ventura County Superior Court Cose No. 56-2016-00484523-CU-PO-VTA).
There were no reportable actions.
Mayor Sobel then adjourned the closed session.

Mayor Sobel called the City of Santa Paula City Council Regular meeting to order at 6:40 pm.

2) INVOCATION

Rev. Lupita Alonso-Redondo, M.Div provided the Invocation and announced she was leaving Santa Paula, transferring to Fillmore Bardsdale Church.
Mayor Sobel presented a Certificate of Appreciation for her services to the City of Santa Paula.

3) FLAG SALUTE

Vice Mayor Cornejo led the flag salute.

4) ROLL CALL

Members Present: Andy Sobel, Leslie Cornejo, Jenny Crosswhite, Carlos Juarez, and Pedro A Chavez

5) PUBLIC COMMENT

Jerry Mead was called to speak regarding a water main break and a notice received on contaminated water not received soon enough. City Manager spoke of the water main break and testing required to receive clearance.

Maria Espinosa was called to speak on problem with the homeless and needed housing.

6) CITY COUNCIL REPORTS

Councilmember Chavez:
Provided copies of his activity report for the public, along with announcing attending League of California Cities Newly Elected Officials Acadamy; Water Assistance Day; and Community College Education Center.

Vice Mayor Cornejo:
Attended the employee recognition breakfast; Property Business Improvement District; Boys & Girls Club fundraiser; and Harding Park Advisory Board meeting.

Councilmember Crosswhite:
Attended Boys & Girls Club fundraiser; employee recognition breakfast; Young Professionals mixer; Clean Power Alliance; LAFCO; and Southern California Association of Governments.

Councilmember Juarez:
Attended the employee recognition breakfast; City birthday celebration; Boys & Girls Club fundraiser; Rotary where District Attorney Erik Nasarenko spoke of crime rates, cold cases and fentanyl drug problem; and Hospital Blue Ribbon Committee;

Mayor Sobel:
Attended his last Southern Council Association of Governments meeting; Womans Economic Adventure; early childhood education presentations; college center townhall; Cycle Cal Coast; California Poet Laureate at the ag museum; Hospital Blue Ribbon meeting; webinar on the 2022 election; and Boys & Girls fundraiser.

7) CITY MANAGER REPORTS

City Manager Dan Singer:
Attended Newly Elected Official Acadamy; City Manager's Conference; and Boys & Girls fundraiser.

8) CONSENT CALENDAR

8.A) APPROVAL OF MINUTES
City Council Regular Minutes for January 18, 2023
City Council Special Minutes for January 18, 2023
City Council Special Minutes for January 23, 2023
City Council Special Minutes for January 31, 2023
City Council Regular Minutes for February 1, 2023

8.B) JANUARY 2023 WARRANTS AND CERTIFICATIONS

8.C) ADOPT RESOLUTION NO. 7447, AMENDING THE POLICE COMMANDER JOB DESCRIPTION

Interim Police Chief Aguilar answered questions from Council.

8.D) REQUEST AND AUTHORIZE THE MAYOR AND CITY PERSONNEL TO MEET WITH LEGISLATORS IN WASHINGTON, D.C.

8.E) AMENDMENT NO. 3 TO SANTA CLARA RIVER TMDL MEMORANDUM OF AGREEMENT

8.F) RESOLUTION NO. 7432, AMENDING THE CITY OF SANTA PAULA PERSONNEL RULES AND REGULATIONS TO INCORPORATE A NEW SOCIAL MEDIA POLICY

Motion: Approve as amended Consent Calendar with typographical corrections on 8A and 8F.
Moved by Jenny Crosswhite, seconded by Carlos Juarez

Vote: Motion carried 5-0
Yes: Andy Sobel, Leslie Cornejo, Jenny Crosswhite, Carlos Juarez, Pedro A Chavez

9) ACTION ITEMS

9.A) WASTEWATER SYSTEM CHLORIDE STUDY UPDATE

This item was presented by Eileen Shields, MKN and Associates.

Motion: Approve receive and file the Wastewater System Chloride Study Update and Chloride Source Identification Work Plan and direct staff to pursue Option 1: Complete Chloride Source Identification Study to Explore Chloride Control Strategies.
Moved by Pedro A Chavez, seconded by Leslie Cornejo

Vote: Motion carried 5-0
Yes: Andy Sobel, Leslie Cornejo, Jenny Crosswhite, Carlos Juarez, Pedro A Chavez

10) PRESENTATIONS

10.A) ASSET MANAGEMENT SYSTEM IMPLEMENTATION REPORT AND PRESENTATION

This item was presented by Alexander Wallsten, Public Works Administrative Analyst I.

10.B) WHY DISTRICTING? A PRESENTATION ON THE DISTRICTING PROCESS IN SANTA PAULA, CA

Management Analyst Jonathan Royas presented this item.
Also presenting, Dr. Douglas Johnson and Dr. Justin Levitt with National Demographic Corporation.

Public Comments:
Richard Rudkin was called to speak opposing districting.
Walter Adair was called to speak opposing districting.
Ginger Gherardi was called to speak opposing districting.
Jeri Mead was called to speak opposing districting.
Rey Frutos was called to speak on issues of meetings and process districting, providing copies of his maps. Opposing districting.
Pamela Murphy was called to speak opposing districting.
Connie Tushla was called to speak opposing districting.
Jerry Olivas was called to speak opposing districting.
Laura Stabbin was called to speak opposing districting.

11) PUBLIC HEARING

11.A) DISTRICTING – FOURTH PUBLIC HEARING TO RECEIVE INPUT FROM THE CITY COUNCIL AND THE COMMUNITY REGARDING DRAFT MAPS OF ELECTION DISTRICT BOUNDARIES, COUNCIL SELECTION OF FINAL MAP, AND ELECTION SEQUENCING

Mayor Sobel opened the public hearing.
Jonathan Royas, Management Analyst and Dr. Justin Levitt, National Demographic Corporation presented this item.

Public Comments:
Brandon Martinez was called to speak in support of map 119.
Richard Rudman was called to speak opposing maps.
Walter Adair was called to speak, speaking on other cities districting.
Ginger Gherardi was called to speak expressing not selecting a map at this time.
Kay Wilson-Bolton was called to speak expressing to delay making a decision on a map at this time.
Nidia Bello with CAUSE was called to speak supporting map 119.
Nidia Bello was called to speak on behalf of Luis Montalvo supporting map 119.
Zuleth Lucero was called to speak in support of map 119.
Luz Hernandez was called to speak in Spanish, translated to English, in support of map 119.
Nidia Bello was called to speak on behalf of Maria Alejos supporting map 119.
Fabiola Gomez was called to speak in support of map 119.
Laura Espinoso was called to speak in support of map 119.
Nidia Bello spoke on behalf of Guadalupe Guadian in support of map 119
Nidia was called to speak on behalf of Kate English in support of districting.
Cynthia Salas was called to speak in support of districting.

Mayor Sobel Closed the public hearing.
Council discussed the maps, narrowing down to map 119.

Motion: Approve receiving an updated presentation from staff and Dr. Justin Levitt of National Demographic Corporation (NDC), regarding draft maps for City Council voting districts, to be implemented in

November, 2024; making final map selection of map 119 and the suggested sequences of election years for each district, District 1 - 2024 (Sobel), District 2 - 2026 (Juarez & Crosswhite), District 3 - 2026 (Chavez), District 4 - 2026 (vacant), District 5 - 2024 - (Cornejo); and directed staff to prepare an ordinance that adopts the selected final draft map and sets forth the election years for each district.
Moved by Pedro A Chavez, seconded by Jenny Crosswhite

Vote: Motion carried 3-2
Yes: Andy Sobel, Jenny Crosswhite, Pedro A Chavez
No: Leslie Cornejo, Carlos Juarez

12) ITEMS FOR FUTURE AGENDAS

12.A) FUTURE AGENDA ITEMS

Motion: Approve to continue the meeting after the 10:30 deadline.
Moved by Jenny Crosswhite, seconded by Carlos Juarez

Vote: Motion carried 5-0
Yes: Andy Sobel, Leslie Cornejo, Jenny Crosswhite, Carlos Juarez, Pedro A Chavez

Councilmember Chavez requested staff to begin looking into neighborhood councils and add to the Strategic Plan. Council was supportive.

13) ADJOURNMENT

Mayor Sobel adjourned the meeting at 11:10 p.m.

ATTEST:

_____
Julie Latshaw, City Clerk

CITY OF SANTA PAULA
City Council Special Meeting
February 17, 2023, 10:00 AM
MINUTES

SPECIAL MEETING - LOCATION: FLIGHT 126 CAFE

1) CALL TO ORDER

Mayor Sobel called the meeting to order at 10:00 a.m.

2) ROLL CALL

Members Present: Andy Sobel, Leslie Cornejo, Jenny Crosswhite, Carlos Juarez, and Pedro A Chavez

3) PUBLIC COMMENT

None.

4) STRATEGIC PLANNING WORKSHOP

4.A) CITY COUNCIL TWO-YEAR STRATEGIC PLANNING WORKSHOP #1

This item was presented by Santor Nishizaki with Mulholland Consulting Group, who went over the Mission, Vision, and Core Values and Strategic Planning Process.
Council discussed and provided direction to staff for updates on the following:
(A) Arts, Culture, and Entertainment;
(B) Economic Development;
(C) Infrastructure, Transportation, and Mobility; and
(D) Connected and Healthy Community.

5) ADDITIONAL PUBLIC COMMENTS

None.

6) ADJOURNMENT

Mayor Sobel adjourned the meeting at 5:00 p.m.

ATTEST:

_____

Julie Latshaw, City Clerk

CITY OF SANTA PAULA
MEMORANDUM

To: Honorable Mayor and Members of the City Council

From: Clete Saunier, Public Works Director

Subject: AMENDMENT NO. 1 TO THE PROFESSIONAL SERVICES AGREEMENT WITH MKN & ASSOCIATES RELATING TO THE WATER RECYCLING FACILITY AMMONIA ANALYZERS PROJECT

Date: March 1, 2023

Agenda Item: 10.B

RECOMMENDATION:

Staff recommends that the City Council:

1. Authorize the City Manager to execute Amendment No. 1 to the Professional Services Agreement with MKN & Associates, Inc., in a form approved by the City Attorney.

BACKGROUND:

MKN & Associates (MKN) has provided engineering services for the past five fiscal years to support operation of the Water Recycling Facility (WRF) and has prepared various additional reports in support of the City's recycled water, wastewater, and water programs. Because of MKN's experience with City facilities and procedures, City staff requested MKN provide a proposal for professional engineering services in continual support of these programs, including:

- Support of WRF operations similar to the previous two fiscal years
- Planning, design, and construction phase services for installation of the Advanced Treatment Facility
- Engineering support for the City's Stormwater Program
- Engineering support for the City's Drinking Water Program
- Engineering support for the City's participation in the Integrated Water Management Plan

The FY 2022/2023 capital improvement budget incorporates funding to support the design and construction of several projects. The WRF Ammonia Analyzers Project was identified after budget adoption and is currently unfunded. This project includes installation of new instrumentation to reduce energy consumption and operating costs typically incurred by the treatment process blowers. This equipment uses significantly large amounts of energy to operate. These analyzers will measure ammonia concentrations in the treatment process to regulate blower operation more efficiently. This will reduce WRF energy demand and long-term operational costs.

ANALYSIS:

The Ventura County Air Pollution Control District (VCAPCD) assessed several Notices of Violation (NOV's) and related penalties against the City at a time when the WRF was operated by Veolia North America. Even though Veolia was provably responsible for the violations and related penalties serving as the contract operator at the time, the City and VCAPCD eventually entered into a mutual settlement agreement requiring the City to pay penalties of $303,600. VCAPCD allowed the City to allocate $100,188 of the settlement amount to be spent by the City on Supplemental Environmental Projects (SEP's) as a credit against the total penalty amount.

The Ammonia Analyzers Project qualifies as an SEP and if constructed before the settlement term expires, the City can credit the project's cost toward the final penalty amount. This project may also qualify for up to $60,000 in additional funding from Southern California Edison's (SCE's) energy efficiency incentives pilot program.

This project must be completed before the December 31, 2023 settlement agreement deadline to qualify as an SEP credit. If SCE approves the project for its energy efficiency incentive program, the project must be completed before May 2024.

Staff recommends that the currently funded WRF Bypass Influent to Pond Project and WRF Digester Blower Air Supply Project be rescheduled to a later fiscal year in the 5-Year Capital Improvement Program. The need for constructing the Ammonia Analyzers Project is of greater importance than these projects.

The scope of work for the WRF Bypass Influent to Pond Project ($285,329) includes design and construction of an influent bypass pipe and temporary storage basin located on the immediate west side of the WRF building and east of the percolation ponds. The project temporarily diverts and stores untreated wastewater allowing for emergency repairs (if ever needed) to the WRF headworks infrastructure. If approved by Council under a separate March 1, 2023 agenda report, the Wastewater Master Plan Update will evaluate, prioritize and schedule all wastewater capital projects, including this project, for the next 10 years.

The scope of work for the WRF Digester Blower Air Supply ($63,300) includes design and construction of an interior blower equipment enclosure and ductwork that will provide a steady supply of fresh outdoor air to keep the blower equipment at a nominal operating temperature. The recent installation of a Biological Trickling Filter System to remove airborne ammonia and hydrogen sulfide gasses from the wastewater treatment process, including the process area surrounding the digester blower equipment, has performed better than anticipated. This has significantly reduced the need to construct the WRF Digester Blower Air Supply project. As noted above, if Council approves the Wastewater Master Plan Update, it will evaluate, prioritize and schedule all wastewater capital projects, including this project, for the next 10 years.

Staff recommends Council approval of Amendment No. 1 to MKN & Associates Agreement. The Ammonia Analyzers Project is a Supplemental Environmental Project as defined by VCAPCD. All project costs up to the maximum allowable amount of $100,188 can be credited toward the total penalty amount stipulated in the settlement agreement with VCAPCD. This project will also reduce WRF energy demand and long-term operational costs.

STRATEGIC PLAN:

This action supports City Council's goal of: *Explore funding opportunities to analyze and*

develop an Energy Efficiency Program (EEP) that may include: electric vehicle charging stations, solar alternative power infrastructure, and a citywide clean energy purchasing program under Section C. Infrastructure, Transportation & Mobility of the two-year Strategic Plan by reducing energy consumption while providing a qualified SEP credit as allowed in the VCAPCD settlement agreement. It may also qualify for up to $60,000 in SCE energy efficiency incentives.

FISCAL IMPACTS:

Staff proposes delaying construction of the WRF Bypass Influent to Pond Project and the WRF Digester Blower Air Supply Project to a later fiscal year in the 5-Year Capital Improvement Program. The estimated cost for the Ammonia Analyzers Project is $140,000. Staff proposes to fund this project by transferring $94,136 from Account 610-5-9335-660 and $45,864 from Account 610-5-9340-660 to a new CIP account number 610-5-9379-290 ($39,552) and 610-5-9379-660 ($100,448).

Table 1 summarizes the current Task Groups from MKN & Associates Professional Services Agreement and the amended budget reflecting the recommended transfers above. Staff recommends $39,552 of the total project amount of $140,000 be allocated for engineering design provided by MKN & Associates.

Table 1: Proposed Budget By Fiscal Year

Task Group	**2022/2023**	**2023/2024**	**2024/2025**
100 – WRF OPERATIONS SUPPORT	$193,487	$137,576	$141,472
300 – STORMWATER PROGRAM SUPPORT	$93,920	$96,737	$99,639
400 – DRINKING WATER PROGRAM SUPPORT	$129,071	$132,944	$200,963
500 – INTEGRATED REGIONAL WATER MANAGEMENT PLAN	$4,775	$4,918	$5,066
Subtotal Tasks 100, 300, 400, and 500	$421,253	$372,174	$447,140
200 – RECYCLED WATER DISTRIBUTION SYSTEM PLANNING, DESIGN AND CONSTRUCTION PHASE SERVICES	$414,789	$895,608	$0
Total	**$836,042**	**$1,267,783**	**$447,140**
Additional Task 100 Budget – Ammonia Analyzers Project	$39,552	--	--
Amended Budget	**$875,594**		

The FY 22/23 Budget has sufficient funds to cover the proposed work.

OPTIONS:

In addition to the recommended action, the Council has available to it the following alternative options:

1. Do not authorize the City Manager to execute Amendment No. 1 to the Professional Services Agreement with MKN & Associates. This action may result in the City paying a higher cash penalty to VCAPCD in lieu of receiving credit for constructing this qualified SEP project before December 31, 2023 as stipulated in the settlement agreement. The anticipated energy cost savings associated with this project would also be lost.

ATTACHMENTS:

EXHIBIT A - Amendment No. 1 MKN & Associates PSA.pdf

EXHIBIT A

Amendment No. 1 MKN & Associates PSA

FIRST AMENDMENT TO
PROFESSIONAL SERVICES AGREEMENT NO. 22-02761
BETWEEN
THE CITY OF SANTA PAULA AND
MKN & ASSOCIATES, INC

THIS FIRST AMENDMENT ("Amendment") is made and entered into this 1st day of March 2023, by and between the CITY OF SANTA PAULA, a general law city and municipal corporation existing under the laws of California ("CITY"), and MKN & ASSOCIATES, INC ("CONSULTANT").

1. Pursuant to Section 3.7.14 of Agreement No. 22-02761 dated August 17, 2022 ("Agreement"), Exhibit "A", (Additional Work) which is incorporated by reference, is added to the Agreement to provide the following additional work as follows: Design and construction services for the Ammonia Analyzers Project at the Water Recycling Facility (WRF). CITY will pay CONSULTANT an amount not to exceed Thirty Nine Thousand Five Hundred Fifty Two Dollars ($39,552) for such additional work.

2. This Amendment may be executed in any number or counterparts, each of which will be an original, but all of which together constitutes one instrument executed on the same date.

4. Except as modified by this Amendment, all other terms and conditions of Agreement dated August 17, 2022, remain the same.

[SIGNATURES ON NEXT PAGE]

FIRST AMENDMENT TO
PROFESSIONAL SERVICES AGREEMENT No. 22-02761
BETWEEN
THE CITY OF SANTA PAULA AND
MKN ASSOCIATES, INC

IN WITNESS WHEREOF the parties hereto have executed this contract the day and year first hereinabove written.

CITY OF SANTA PAULA

_____
Dan Singer,
City Manager

ATTEST:

_____
Julie Latshaw,
City Clerk

APPROVED AS TO FORM:

_____
Monica Castillo,
Interim City Attorney

MKN & ASSOCIATES, INC.

_____
Michael K. Nunley,
President

MKN & ASSOCIATES, INC.

_____
Michael K. Nunley,
CEO

Taxpayer ID No. _____

**2nd Signature required for Corporations.

EXHIBIT A

MKN & Associates, Inc.
P O Box 1604
Arroyo Grande CA 93421
805 904 6530

February 7, 2023

Clete Saunier
Public Works Director
City of Santa Paula
P O Box 569
Santa Paula CA 93061

SUBJECT: **Proposal – Contract Amendment No. 1 - FY 2022/2023 - 2024/2025 Water Recycling Facility Operations, Advanced Water Treatment Facility, Stormwater and Water Program Support**

Dear Clete,

Michael K. Nunley & Associates, Inc. (MKN) is pleased to submit this proposal to assist the City of Santa Paula (City). In a continuation of our work since 2019, MKN City Council authorized MKN to extend our services through 2025 to provide engineering support for the City's drinking water regulatory compliance, water recycling facility (WRF) operations, stormwater regulatory compliance and regional coordination, and Advanced Water Treatment Facility (AWTF) programs.

City staff has asked MKN to submit a contract amendment to develop construction documents and provide construction support for the Ammonia Analyzers Project. It is proposed for Ventura Regional Sanitation District staff to perform the installation and for MKN to provide support in identifying equipment and procuring quotes. MKN will reach out to Southern California Edison (SCE) to confirm procurement methodology is appropriate.

SCOPE OF WORK

Task 105.3: Engineering and Procurement Services

It is assumed Ventura Regional Sanitation District (VRSD) staff can perform equipment installation and can integrate the new ammonia analyzers into the WRF control system. MKN will provide a Technical Memorandum identifying the following information:

- Description of work
- Recommended location for analyzers
- Recommended specifications for analyzers

MKN will work with VRSD staff to identify equipment vendors and request quotes for equipment. Purchase orders will be requested from City staff for major equipment.

Task 106E: Construction Phase Services

MKN will perform the following services as needed during construction:

- Review submittals and requests for information from VRSD staff
- Attend field meetings
- Observe work in progress (as needed)

ASSUMPTIONS

MKN shall be entitled to rely reasonably upon the accuracy of data and information provided by or through the City and will use good professional judgment in reviewing and evaluating such information. If MKN identifies any error or inaccuracy in data or information provided by or through City, or determines that additional data or information is needed to perform the services, MKN shall promptly notify the client.

MKN will provide data requests to City as needs arise.

ESTIMATED FEE

A detailed estimate of hours and estimated other direct costs (ODCs) is provided on the attached table. It is assumed the fee schedule will be adjusted by 3% per year on July 1st for each fiscal year. Work will be invoiced on an hourly time and materials basis, with the proposed budget total not to exceed without written authorization from the City. The following table summarizes the current budget as well as the proposed amendment.

Proposed Budget By Fiscal Year			
Task Group	**2022/2023**	**2023/2024**	**2024/2025**
100 – WRF OPERATIONS SUPPORT	$193,487	$137,576	$141,472
300 – STORMWATER PROGRAM SUPPORT	$93,920	$96,737	$99,639
400 – DRINKING WATER PROGRAM SUPPORT	$129,071	$132,944	$200,963
500 – INTEGRATED REGIONAL WATER MANAGEMENT PLAN	$4,775	$4,918	$5,066
Subtotal Tasks 100, 300, 400, and 500	$421,253	$372,174	$447,140
200 – RECYCLED WATER DISTRIBUTION SYSTEM PLANNING, DESIGN AND CONSTRUCTION PHASE SERVICES	$414,789	$895,608	$0
Total – Current Authorization	**$836,042**	**$1,267,783**	**$447,140**
Additional Task 100 Budget – Ammonia Analyzers Project	$39,552	--	--
Amended Budget	**$875,594**		

A detailed estimate of hours and estimated other direct costs (ODCs) is provided on the attached table.

We hope this proposal meets your expectations and look forward to continuing our work with you and the City.

Sincerely,

Michael K. Nunley, PE
CEO/President

Attachments:

Detailed Budget with Manhour Breakdown

Task Group 100 Budget Amendment

	Project Director	Principal Engineer	Senior Planner	GIS Specialist	Assistant Engineer II	Assistant Engineer I	GIS Technician	Supervising Drafter	Drafting/Design Technician II	Drafting/Design Technician I	Administrative Assistant	Engineering Intern	Total Hours (MKN)	Labor (MKN)	ODCs (MKN)	Non-Labor Costs	**Total Fee**
	250	**240**	**206**	**144**	**168**	**120**	**120**	**145**	**135**	**110**	**105**	**65**					
Task 105.3: Engineering and Procurement Services																	
Meetings and Data Review	4	4			4								12	$2,632	$ 379	$379	$ 3,011
Preliminary Engineering	3	24			20								47	$9,870	$ 1,096	$1,096	$ 10,966
Draft Technical Memorandum	2	8			4			16			4		34	$5,832	$ 975	$975	$ 6,807
Final Technical Memorandum		4			4			8			4		20	$3,212	$ 896	$896	$ 4,108
Subtotal	**9**	**40**	**0**	**0**	**32**	**0**	**0**	**24**	**0**	**0**	**8**	**0**	**113**	**$ 21,546**	**$ 3,346**	**$ 3,346**	**$ 24,892**
Task 106E: Construction Phase Services																	
Field Visits	2	12			12								26	$5,396	$ 562	$562	$ 5,958
Response to RFIs		8			8								16	$3,264	$ 98	$98	$ 3,362
Submittal Review		16			8								24	$5,184	$ 156	$156	$ 5,340
	2	**36**	**0**	**0**	**28**	**0**	**0**	**0**	**0**	**0**	**0**	**0**	**66**	**$ 13,844**	**$ 815**	**$ 815**	**$ 14,659**
TOTAL BUDGET	**11**	**76**	**0**	**0**	**60**	**0**	**0**	**24**	**0**	**0**	**8**	**0**	**179**	**$35,390**	**$ 4,162**	**$ 4,162**	**$ 39,552**

CITY OF SANTA PAULA
MEMORANDUM

To: Honorable Mayor and Members of the City Council

From: Clete Saunier, Public Works Director

Subject: AMENDMENT NO. 2 TO THE PROFESSIONAL SERVICES AGREEMENT WITH MKN & ASSOCIATES RELATING TO THE WASTEWATER MASTER PLAN UPDATE

Date: March 1, 2023

Agenda Item: 10.C

RECOMMENDATION:

Staff recommends that the City Council:

1. Authorize the City Manager to execute Amendment No. 2 to the Professional Services Agreement with MKN & Associates, Inc., in a form approved by the City Attorney.

BACKGROUND:

MKN & Associates (MKN) has provided engineering services for the past five fiscal years to support operation of the Water Recycling Facility (WRF) and has prepared various additional reports in support of the City's recycled water, wastewater, and water programs. Because of MKN's experience with City facilities and procedures, Staff requested MKN provide a proposal for professional engineering services in continual support of these programs, including:

- Support of WRF operations similar to the previous two fiscal years
- Planning, design, and construction phase services for installation of the Advanced Treatment Facility
- Engineering support for the City's Stormwater Program
- Engineering support for the City's Drinking Water Program
- Engineering support for the City's participation in the Integrated Water Management Plan

In the 2022/23 Fiscal Year Budget, City Finance and Public Works staff developed budgets for various capital improvements. As the year has progressed, City Public Works staff have identified the need for a currently unfunded Wastewater Master Plan Update. This project would include updates to the City's 2012 Wastewater Master Plan in order to identify capital improvements for the WRF and collection system.

Staff has negotiated a contract amendment with MKN & Associates, Inc. to perform engineering consulting services related to this project.

ANALYSIS:

The City's wastewater collection system consists of approximately 60 miles of underground piping that ranges in size from 6 to 24 inches in diameter. This system can collect up to 3.4 million gallons of wastewater per day throughout the City and then transport it for treatment at the WRF. The treated effluent discharges into large percolation ponds where it gradually seeps into the underlying groundwater table. The City's last wastewater master plan update was completed in 2012 and did not evaluate existing and ultimate flow demand to the WRF.

Staff has requested that MKN prepare an update to the 2012 Master Plan including development of a platform-based hydraulic model and evaluation of the WRF including hydraulic capacity, treatment capacity, and condition assessment. MKN had previously included this scope of work in its Three-Year Professional Services Agreement Council approved on August 17, 2022, but because the additional cost exceeded the available budget at that time, staff requested the work be deferred and the related scope removed from the PSA until an alternative funding source could be identified.

Staff recommends that the currently funded WRF Bypass Influent to Pond Project be rescheduled to a later fiscal year. The need for updating the Wastewater Master Plan is of greater importance than this project. The scope of work for this $285,329 project includes design and construction of an influent bypass pipe and temporary storage basin located on the immediate west side of the WRF building and east of the percolation ponds. The project temporarily diverts and stores untreated wastewater allowing for emergency repairs (if ever needed) to the WRF headworks infrastructure. The Wastewater Master Plan Update will evaluate, prioritize and schedule all wastewater capital projects, including this project, for the next 10 years.

Staff recommends Council approval of Amendment No. 2 to MKN & Associates Agreement. The Wastewater Master Plan Update will provide a more robust evaluation and prioritization of all wastewater capital projects and lead to fewer infrastructure failures for the next 10 years.

STRATEGIC PLAN:

This item is not a goal or objective in City Council's two-year Strategic Plan; however, it will define a capital improvement program and create a regular repair and replacement schedule that will reduce costs through improved project planning and operational efficiency.

FISCAL IMPACTS:

The proposed project will be funded by allocating $191,193 from Account 610-5-9335-660 to a new account number 610-5-5063-209 designated for the Wastewater Master Plan Update.

Table 1 summarizes the current Task Groups from the Professional Services Agreement, as well as the amended budget incorporating the project scope identified above (Task Group 600).

Table 1: Proposed Budget By Fiscal Year

Task Group	2022/2023	2023/2024	2024/2025
100 – WRF OPERATIONS SUPPORT	$193,487	$137,576	$141,472
300 – STORMWATER PROGRAM SUPPORT	$93,920	$96,737	$99,639

Table 1: Proposed Budget By Fiscal Year

400 – DRINKING WATER PROGRAM SUPPORT	$129,071	$132,944	$200,963
500 – INTEGRATED REGIONAL WATER MANAGEMENT PLAN	$4,775	$4,918	$5,066
Subtotal Tasks 100, 300, 400, and 500	$421,253	$372,174	$447,140
200 – RECYCLED WATER DISTRIBUTION SYSTEM PLANNING, DESIGN AND CONSTRUCTION PHASE SERVICES	$414,789	$895,608	$0
Total – Current Authorization	**$836,042**	**$1,267,783**	**$447,140**
Task 600 Budget – Wastewater Master Plan Update	$191,193	--	--
Amended Budget	**$1,027,345**		

The FY 22/23 Budget has sufficient funds to cover the proposed work.

OPTIONS:

In addition to the recommended action, the Council has available to it the following alternative options:

1. Do not authorize the City Manager to execute Amendment No. 2 to the Professional Services Agreement with MKN & Associates, Inc. This action would reduce operational efficiency in staff's ability to proactively identify, prioritize and replace critically needed infrastructure that has exceeded its maximum life cycle. Extended equipment operation past its maximum life cycle can lead to catastrophic failure of the wastewater collection and treatment system.
2. Request that staff issue a request for proposals to solicit quotes and qualifications from other wastewater engineering firms. The selection of another wastewater engineering consultant is anticipated to delay completion of the master plan at least 60 days for the RFQ process and upon award, even more time to produce what could be a more expensive, lower quality deliverable due to the learning curve that would be required to assess the WRF and WCS equipment and processes. MKN has provided wastewater engineering and plant operator oversight services for the City for over five years and is intimately familiar with all WRF and WCS equipment and process operations.

ATTACHMENTS:

EXHIBIT A - MKN Amendment No. 2.pdf

EXHIBIT A

Amendment No. 2 MKN & Associates PSA

SECOND AMENDMENT TO
PROFESSIONAL SERVICES AGREEMENT NO. 22-02761
BETWEEN
THE CITY OF SANTA PAULA AND
MKN & ASSOCIATES, INC

THIS SECOND AMENDMENT ("Amendment") is made and entered into this 1st day of March 2023, by and between the CITY OF SANTA PAULA, a general law city and municipal corporation existing under the laws of California ("CITY"), and MKN & ASSOCIATES, INC ("CONSULTANT").

1. Pursuant to Section 3.7.14 of Agreement No. 22-02761 dated August 17, 2022 ("Agreement"), Exhibit "A", (Additional Work) which is incorporated by reference, is added to the Agreement to provide the following additional work as follows: Design and construction services for the Wastewater Master Plan Update Project. CITY will pay CONSULTANT an amount not to exceed One Hundred Ninety-One Thousand One Hundred Ninety Three Dollars and Zero Cents ($191,193.00) for such additional work.

2. This Amendment may be executed in any number or counterparts, each of which will be an original, but all of which together constitutes one instrument executed on the same date.

4. Except as modified by this Amendment, all other terms and conditions of Agreement dated August 17, 2022, remain the same.

[SIGNATURES ON NEXT PAGE]

SECOND AMENDMENT TO
PROFESSIONAL SERVICES AGREEMENT No. 22-02761
BETWEEN
THE CITY OF SANTA PAULA AND
MKN ASSOCIATES, INC

IN WITNESS WHEREOF the parties hereto have executed this contract the day and year first hereinabove written.

CITY OF SANTA PAULA

_____
Dan Singer,
City Manager

ATTEST:

_____
Julie Latshaw,
City Clerk

APPROVED AS TO FORM:

_____
Monica Castillo,
Interim City Attorney

MKN & ASSOCIATES, INC.

_____
Michael K. Nunley,
President

MKN & ASSOCIATES, INC.

_____
Michael K. Nunley,
CEO

Taxpayer ID No. _____

**2nd Signature required for Corporations.

EXHIBIT A

MKN & Associates, Inc.
P O Box 1604
Arroyo Grande CA 93421
805 904 6530

February 7, 2023

Clete Saunier
Public Works Director
City of Santa Paula
P O Box 569
Santa Paula CA 93061

SUBJECT: **Proposal – Contract Amendment No. 2 - FY 2022/2023 - 2024/2025 Water Recycling Facility Operations, Advanced Water Treatment Facility, Stormwater and Water Program Support**

Dear Clete,

Michael K. Nunley & Associates, Inc. (MKN) is pleased to submit this proposal to assist the City of Santa Paula (City). In a continuation of our work since 2019, MKN City Council authorized MKN to extend our services through 2025 to provide engineering support for the City's drinking water regulatory compliance, water recycling facility (WRF) operations, stormwater regulatory compliance and regional coordination, and Advanced Water Treatment Facility (AWTF) programs.

City staff has asked MKN to submit a contract amendment to develop Wastewater Master Plan Update. The City's wastewater collection system consists of approximately 60 miles of system piping that ranges in size from 6 to 24 inches in diameter to the WRF and is designed to manage 3.4 million gallons a day (MGD) of wastewater. The City's last collection system master plan update was completed in 2012 and did not include an evaluation of the WRF to serve existing and ultimate flows. The City has requested that MKN prepare an update to the 2012 Master Plan including development of a platform-base hydraulic model and evaluation of the WRF including hydraulic capacity, treatment capacity, and condition assessment.

SCOPE OF WORK

TASK GROUP 600 – WASTEWATER COLLECTION SYSTEM AND WRF MASTER PLAN

Based on our experience preparing similar hydraulic models and master planning studies, MKN proposes to complete the following five (5) main task groups:

- Task 601 – Meetings, Project Management, and QA/QC
- Task 602 – Data Collection and Review
- Task 603 – Wastewater Collection System Evaluation
- Task 604 – Water Recycling Facility Evaluation
- Task 605 – Master Plan Development

Task 601: Meetings, Project Management, and QA/QC

Subtask 601A | Meetings

The following meetings are assumed for this project to allow MKN to interface with the City to discuss progress, receive direction, and review the project deliverables. It is assumed that the following meetings will be required:

- Kickoff Meeting (1 total)
- Progress Meetings (3 total)
- Review Meeting for Draft Capital Improvement Plan (1 total)
- Review Meeting for Draft Master Plan document (1 total)
- City council presentation (1 total)

MKN will prepare and distribute meeting agendas prior to the scheduled meeting and will record and distribute meeting notes to all attendees. The meeting notes will document the discussions and decisions made.

Subtask 601B - Project Management and Quality Assurance/Quality Control

All project deliverables will be subjected to internal quality control review by personnel who have the appropriate expertise and who were not involved directly in the development of the deliverable. MKN's Quality Control Reviewer is responsible for identifying technical issues as well as scope elements that have not been fully addressed. MKN's Quality Management System will be implemented throughout the life of the project.

Deliverables:

- Meeting agendas and notes in electronic PDF format

Assumptions:

- It is assumed project meetings will be virtual unless otherwise requested by the City

Task 602: Data Collection and Review

Subtask 602A - Data Collection and Review

MKN will prepare a Data Needs List prior to the kickoff meeting so that the City can gather identified information in advance. It is preferred that the requested information be provided in an electronic format (when available) such as Microsoft Word, Excel, GIS etc. MKN assumes that the following information will be available for review:

- Approved General Plan
- Approved Development Plans within and/or overlapping the City's service boundary
- Sewer system mapping
- As-built records for Sewer system improvements not included in the current mapping
- Lift Station as-built plans and specifications

- Lift Station pump curves, wet well control settings, and pumping records

Subtask 602B - Flow Monitoring Study

MKN will coordinate with our flow monitoring subconsultant, Gold Coast Environment, to complete the placement and recording of flow monitoring data over a four-week dry-weather period. MKN will perform the following tasks to process the recorded flow monitoring data:

- Coordinate placement of four flow meters throughout the City's collection system to obtain representative flow information
- Prepare a collection system/flow monitoring site map: showing the existing collection system, parcels and flow monitoring basin areas
- Receive and review weekly flow monitoring data provided by flow monitoring consultant;
- Collect daily rainfall data from the City
- Complete a comprehensive analysis of the flow monitoring data including a summary of the estimated average daily and peak hourly flows

The data from the flow monitoring study will be used to determine average daily and dry-weather peak hourly flow conditions within the City's collection system. This information will also be used in the development of sewer generation rates, the process of which is further defined below. For wet weather conditions, MKN will identify conservative wet-weather peaking factors based on available information provided by the City. However, if desired, wet-weather flow monitoring can also be performed.

Deliverables:

- Data needs list in electronic PDF format
- Flow Monitoring Data and Report in electronic PDF format

Assumptions:

- City will provide all necessary data for model development
- City will provide access to all manholes as needed for flow monitoring including traffic control if needed
- Flow monitoring limited to four-week dry-weather period

Task 603: Wastewater Collection System Evaluation

Subtask 603A - Sewer System Mapping

MKN's understanding is that the City doesn't have their sewer system data stored in any Geographic Information System (GIS) or in a hydraulic model. However, the City does have an existing AutoCAD sewer system base map that could be used in the model development.

In order to develop a hydraulic model, information such as pipe geometry, elevations, pipe diameter, pipe material and pipe roughness coefficients, and sewer flows will be needed. MKN proposes to develop a hydraulic model by completing the following tasks:

- Export system information from AutoCAD to a GIS format
- Create a system network with all active system facilities including elevations
- Import newly developed network into SewerCAD

The benefit of importing information/data to a GIS format is that it allows a streamlined development of the model and allows for future expansion of the GIS for other City purposes. Creating a system network in GIS will also allow for ready incorporation of any future modeling/master planning effort into the GIS after completion. And finally, a GIS based model will allow easier integration of outside public agency information (e.g., County of Ventura GIS data).

Subtask 603B - Develop Sewer Generation Rates

To develop sewer generate rates for residential, commercial, hotel/motel, and apartment land uses within the service area, MKN will acquire water billing data for all area users, assign the water users to a GIS parcel layer, develop water usage per acre based on land use, and estimate a preliminary sewage generation values based on the assumption that a certain percentage of water consumed (based on land use) returns to the collection system as wastewater. These preliminary sewer generation values will be compared to the newly acquired flow monitoring data, and the percentages of return flows will be adjusted to match the measured flows. Once the return flow percentage is known, sewer generation rates for the various user categories can be generated based on their relative water consumption.

Subtask 603C - Wastewater Flows and Allocation

Similar to the processes used when developing a water system hydraulic model update, MKN will create a “Sewershed” GIS polygon layer to identify the parcels that are located upstream of each sewer manhole that are to be included in the hydraulic model. Each sewershed polygon area will be assigned with a sewer manhole identification number. This process will allow automated assignment of calculated flows to manholes throughout the collection system. This allocation method has been successfully applied to other collection system modeling/master planning projects that MKN has worked on for other public agencies. Once the flow allocation process has been completed, MKN will import the average daily flow (ADF) data into the collection system model.

Subtask 603D - Future Development and Expansion

MKN will work with the City to determine the potential growth and/or redevelopment areas for the City. It is assumed that the City will provide information with respect to where growth is anticipated to occur and the number of potential units and/or land uses. MKN will develop a GIS layer to document the locations of growth, which will also be used to assign the future demands into the updated hydraulic model. Conceptual facilities will be sized to serve the projected growth areas and included in the model analyses. City input will be key in identifying the conceptual facilities. Multiple scenarios will be analyzed based on the anticipated growth and variations in projected demands.

Subtask 603E - Model Parameter Settings

With the updated network and flow information imported into SewerCAD, additional modeling parameters will be configured. Modeling elements that will require additional configuration in SewerCAD include the following:

- Lift stations (including pump curves) and
- Wetwell operation levels.

Subtask 603F - Hydraulic Analysis

MKN will coordinate with the City to define the design criteria used to: 1) evaluate the existing sewer system, 2) identify deficiencies to serve existing and future flows, and 3) develop recommended system improvements to address identified deficiencies. The analysis will include evaluation of both the collection system and lift stations. With a hydraulic model developed for the Study Area, MKN proposes to run the following simulations to identify the depth over Diameter (d/D) and pipe velocities issues for both existing and future flow conditions:

Existing Flow Conditions

- Average Day Flow (ADF)
- Peak Dry Weather Flows (PDWF)
- Peak Wet Weather Flows (PWWF) (if applicable)
- Capital Improvement Projects for System Deficiencies

Ultimate Flow Conditions

- ADF
- PDWF
- PWWF
- Capital Improvement Projects for System Deficiencies

MKN will use the results of the above-noted evaluation to develop a 20-Year sewer infrastructure implementation plan with a prioritization schedule. This infrastructure implementation plan can be used by the City to program improvements to address current deficiencies into City planning documents and budgets.

Subtask 603G - Lift Station Assessment

MKN will complete a hydraulic capacity and visual condition assessment of the two (2) collection system lift stations. The hydraulic capacity assessment will consist of review of existing lift station records such as pump curves, as-builts and pump operations. The analysis and evaluation will consist of the following items:

- Lift station ability to convey peak flow conditions
- Wet well capacity versus pump cycle

- Ability to convey peak flows during power outage
- Force main velocities

In addition to the hydraulic evaluation, MKN will complete a visual inspection of the wet well, piping, valves, and control panels to document existing and potential deficiencies.

Deliverables:

- City Sewer System data in GIS format
- Sewer generation rates based on land use type
- GIS parcel layer with Sewer account information and future development areas
- Sewer model in Bentley SewerCAD Connect Edition

Assumptions:

- City will provide all necessary data for model development
- No field survey is needed, but can be provided as an additional service if needed
- Water usage data will be provided by the City as taken from the City's billing system and will include: account number, monthly water usage, site address, meter type/size, and Assessor's Parcel Number (APN).
- Dry weather peak hour flow conditions to be based on flow monitoring data collected for this project
- Wet weather flow monitoring is not included but can be performed under separate authorization
- City operations staff will provide access to lift stations

Task 604 – Water Recycling Facility Evaluation

Subtask 604A - Hydraulic and Treatment Capacity Analysis

MKN will perform a comprehensive evaluation of the existing Water Recycling Facility (WRF) capacity, including treatment and hydraulic capacity of plant equipment and the disposal system with regard to existing and ultimate needs. MKN will review existing available relevant reports and information as described in Task 602A and estimate existing and ultimate flows and loadings based on plant records and typical duty factors. The following tasks will be performed as part of the treatment plant capacity analysis:

- Summarize existing influent flows, loadings, and treated effluent quality
- Review design criteria for existing plant equipment
- Identify capacity deficiencies

Subtask 604B - Facility Condition Assessment

A condition assessment of the WRF will be performed to review previous recommendations and gather current information. As part of this effort, MKN will visit the WRF site to document the condition of the existing system and interview the plant operators. An operator forum has been budgeted as part of this task to present alternatives for improvements and collect input. Performing

the condition assessment will allow MKN to develop a comprehensive list of plant systems that should be improved or upgraded.

Task 605 – Master Plan Development

Subtask 605A - Capital Improvement Plan

MKN will develop a capital improvement program for the existing sewer system that will include capital projects needed to: 1) resolve existing system deficiencies (if any are identified), and 2) accommodate future expansion (assumed to be 20-year planning horizon). MKN will develop a project list identifying the size and location of required facilities, priorities, possible cost-sharing between existing and future users, triggers (e.g. what demands or which number of equivalent dwelling units), and estimated project schedules.

Estimated construction costs for the improvements will be developed based on current market cost information and recent local bids for similar projects. The costs will also include estimates for project administration, design, construction management and project contingency. In addition to capital projects, the project list will also include costs and recommendations for renewal/replacement of existing facility components to maintain system condition. For example, MKN will include recommendations for regular pipeline replacement and repair. MKN will develop overall figures depicting the locations of the recommended CIP projects for existing and future conditions and individual CIP sheets showing locations of the CIPs.

MKN will submit a draft CIP to the City for review and comment and meet with the City to review the draft CIP. Comments from the review and meeting will be incorporated into the final CIP which will form part of the Master Plan.

Subtask 605B - Master Plan Report

A draft version of the Master Plan will be compiled to summarize the efforts and results for the tasks described herein. After a consolidated set of comments are received from the City, MKN will revise the draft Master Plan and present an overview of the findings and recommendations at a regularly scheduled City council meeting.

Comments on the draft Master Plan will be integrated into the Final Master Plan. The final Master Plan will also include an Executive Summary of the goals, efforts and results of the project. One (1) hard copies and a PDF electronic copy of the Final Master Plan will be provided to the City.

Deliverables:

- Draft Sewer System Capital Improvement Plan (1 PDF electronic copy)
- Final Sewer System Capital Improvement Plan (1 PDF electronic copy)
- Draft Master Plan report (five (5) hard copies and one (1) PDF electronic copy)
- Final Master Plan (one (1) hard copies and one (1) PDF electronic copy)

ASSUMPTIONS

MKN shall be entitled to rely reasonably upon the accuracy of data and information provided by or through the City and will use good professional judgment in reviewing and evaluating such information. If MKN identifies any error or inaccuracy in data or information provided by or through City, or determines that additional data or information is needed to perform the services, MKN shall promptly notify the client.

MKN will provide data requests to City as needs arise.

ESTIMATED FEE

A detailed estimate of hours and estimated other direct costs (ODCs) is provided on the attached table. It is assumed the fee schedule will be adjusted by 3% per year on July 1st for each fiscal year. Work will be invoiced on an hourly time and materials basis, with the proposed budget total not to exceed without written authorization from the City. The following table summarizes the current budget as well as the proposed amendment.

Proposed Budget By Fiscal Year			
Task Group	**2022/2023**	**2023/2024**	**2024/2025**
100 – WRF OPERATIONS SUPPORT	$193,487	$137,576	$141,472
300 – STORMWATER PROGRAM SUPPORT	$93,920	$96,737	$99,639
400 – DRINKING WATER PROGRAM SUPPORT	$129,071	$132,944	$200,963
500 – INTEGRATED REGIONAL WATER MANAGEMENT PLAN	$4,775	$4,918	$5,066
Subtotal Tasks 100, 300, 400, and 500	$421,253	$372,174	$447,140
200 – RECYCLED WATER DISTRIBUTION SYSTEM PLANNING, DESIGN AND CONSTRUCTION PHASE SERVICES	$414,789	$895,608	$0
Total – Current Authorization	**$836,042**	**$1,267,783**	**$447,140**
Task 600 Budget – Wastewater Master Plan Update	$191,193	--	--
Amended Budget	**$1,027,345**		

We hope this proposal meets your expectations and look forward to continuing our work with you and the City.

Sincerely,

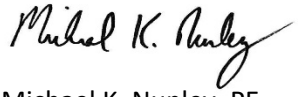

Michael K. Nunley, PE
CEO/President

Attachments:

Detailed Budget with Manhour Breakdown

Task Group 600 Wastewater Collection System and Water Recycling Facility Master Plan

	Project Director	Principal Engineer	Senior Planner	Assistant Engineer II	Administrative Assistant	Total Hours (MKN)	Labor (MKN)	ODCs (MKN)	Gold Coast Environmental (Flow Monitoring)	Non-Labor Costs	**Total Fee**
	250	**240**	**206**	**168**	**105**						
Task 601: Meetings, Project Management, and QA/QC											
601A Kickoff Meeting (1 total)	4		4	4		12	$2,496	$ 375	$ -	$375	$ 2,871
Progress Meetings (3 total)	3		3	6		12	$2,376	$ 871	$ -	$871	$ 3,247
Review Meeting for Draft Capital Improvement Plan (1 total)	2		2	4		8	$1,584	$ 848	$ -	$848	$ 2,432
Review Meeting for Draft Master Plan document (1 total)	2		2	4		8	$1,584	$ 848	$ -	$848	$ 2,432
City council presentation (1 total)	12		12	12		36	$7,488	$ 1,025	$ -	$1,025	$ 8,513
601B Project Management and Quality Assurance/Quality Control	16	16		6		38	$8,848	$ 265	$ -	$265	$ 9,113
Subtotal	**39**	**16**	**23**	**36**	**0**	**114**	**$ 24,376**	**$ 4,231**	**$ -**	**$ 4,231**	**$ 28,607**
Task 602: Data Collection and Review											
602A Data Collection and Review	2		8	16		26	$4,836	$ 145	$ -	$145	$ 4,981
602B Flow Monitoring Study	2		12	24		38	$7,004	$ 210	$ 16,500	$16,710	$ 23,714
Subtotal	**4**	**0**	**20**	**40**	**0**	**64**	**$ 11,840**	**$ 355**	**$ 16,500**	**$16,855**	**$ 28,695**
Task Group 603: Wastewater Collection System Evaluation											
603A Sewer System Mapping			16	80		96	$16,736	$ 502	$ -	$502	$ 17,238
603B Develop Sewer Generation Rates	2		4	8		14	$2,668	$ 80	$ -	$80	$ 2,748
603C Wastewater Flows and Allocation			4	16		20	$3,512	$ 105	$ -	$105	$ 3,617
603D Future Development and Expansion	2		4	8		14	$2,668	$ 80	$ -	$80	$ 2,748
603E Model Parameter Settings			8	4		12	$2,320	$ 70	$ -	$70	$ 2,390
603F Lift Station Assessment		8	4	8		20	$4,088	$ 123	$ -	$123	$ 4,211
603G Hydraulic Analysis	4		8	32		44	$8,024	$ 241	$ -	$241	$ 8,265
Subtotal	**8**	**8**	**48**	**156**	**0**	**220**	**$ 40,016**	**$ 1,200**	**$ -**	**$ 1,200**	**$ 41,216**
Task Group 604: Water Recycling Facility Evaluation											
604A Hydraulic and Treatment Capacity Analysis	24	32	8	60		124	$25,408	$ 1,262	$ -	$1,262	$ 26,670
604B Facility Condition Assessment	24	32	8	60		124	$25,408	$ 1,262	$ -	$1,262	$ 26,670
Subtotal	**48**	**64**	**16**	**120**	**0**	**248**	**$ 50,816**	**$ 2,524**	**$ -**	**$ 2,524**	**$ 53,340**
Task Group 605: Sewer Master Plan Document											
605A Draft Capital Improvement Plan	4	16	16	24	2	62	$12,378	$ 371	$ -	$371	$ 12,749
Final Capital Improvement Plan	2	4	4	8	2	20	$3,838	$ 115	$ -	$115	$ 3,953
605B Draft Master Plan Report	2	24	24	40	2	92	$18,134	$ 544	$ -	$544	$ 18,678
Final Master Plan Report	2	4	4	8	2	20	$3,838	$ 115	$ -	$115	$ 3,953
Subtotal	**10**	**48**	**48**	**80**	**8**	**194**	**$ 38,188**	**$ 1,146**	**$ -**	**$ 1,146**	**$ 39,334**
TOTAL BUDGET	**109**	**136**	**155**	**432**	**8**	**840**	**$165,236**	**$ 9,457**	**$ 16,500**	**$25,957**	**$ 191,193**

CITY OF SANTA PAULA
MEMORANDUM

To: Honorable Mayor and Members of the City Council

From: Jonathan Royas, Management Analyst

Subject: COMMUNITY BIKE TRAIL CONNECTIVITY PROJECT FUNDING

Date: March 1, 2023

Agenda Item: 10.D

RECOMMENDATION:

Staff recommends that the City Council:

1. Approve Resolution No. 7446, authorizing the filing of a claim with the Ventura County Transportation Commission for the allocation of $1,482,878.00 in funds for Fiscal Year 2022/2023 under the Transportation Development Act.
2. Approve a budget allocation of $1,872,668 in new revenue and matching expenditures as noted in the Fiscal Impact section of this report.

BACKGROUND:

On September 26, 2022, the City of Santa Paula applied for a Ventura County Transportation Commission (VCTC) Grant to construct up to 2.48 miles of new bike trail pathways in the City which would connect to the existing bike trail pathway in town.

On December 2, 2022, VCTC awarded the City of Santa Paula a Transportation Development Act (TDA) Article 3 grant allocation in the amount of $1,482,878 for the Santa Paula Community Bike/Trail Connectivity Project (See Exhibit A).

ANALYSIS:

The Santa Paula Community Bike/Trail Connectivity Project extension will improve pedestrian connectivity throughout the City from the west end of town to the east end. As part of the assessment, planning, design and construction, the City has identified three possible connection extensions which will be explored during this project:

- Create a bike trail/pathway extension from the east side of town making a connection from the existing bike trail and connecting it to the new 37-acre regional sports park and the Harvest housing development. This would include a connection to the planned bridge across the Santa Paula Creek.

- Create a bike trail/pathway extension from the existing bike trail pathway on N. Peck Road with the City's West End Business Park.

- Create a northern bike trail/pathway extension along the Santa Paula Creek which would allow those who live in the adjacent neighborhoods to access the City's wider cycling network and key locations, such as the Santa Paula Youth Center and downtown Santa Paula.

Staff has had an initial meeting to discuss how the funding will be utilized. The first part of the process will entail staff issuing a Request for Proposals (RFP) to hire a consultant to design, plan and seek public input regarding the proposed bike trail extensions.

As such, this item is being presented to the Council to request its recognition of the new revenue and matching expenditures as outlined in the fiscal impact section of this staff report.

In addition, VCTC requires an authorizing resolution from the governing body that addresses several provisions included in the attached resolution (Exhibit B).

STRATEGIC PLAN:

This item supports City Council's goal to maintain and develop the City's infrastructure to be safe, sustainable, innovative, and cost-efficient under Section C: Infrastructure, Transportation & Mobility of the two-year Strategic Plan by improving and expanding the bicycle and pedestrian multi-modal systems throughout our City.

FISCAL IMPACTS:

A new budget allocation of $1,872,668 in revenue and matching expenditures is needed. As a requirement to receiving the grant funds from VCTC, the City is required to match 11.47% of the project cost or $192,122.50. As such, the City will use $389,790 in federal Coronavirus Response and Relief Supplemental Appropriations (CRRSAA) funds from VCTC to cover the required local match for this project.

The Federal Coronavirus Response and Relief Supplemental Appropriations Act of 2021 apportioned $911.8 million to California (COVID Relief Funds). Under the Act, the COVID Relief Funds may be used for a broad range of surface transportation purposes listed in Section 113(b) of Title 23 of the U.S. Code and are meant to "prevent, prepare for, and respond to coronavirus." Specifically, the Act allows states to cover revenue losses and allows COVID Relief Funds to be used on new or existing projects, and for preventive and routine maintenance; operations; personnel; salaries; contracts; debt service payments; and availability payments; as well as transfers to public tolling agencies. The CRRSAA Program is funded from the Non-STIP regional distribution of the COVID Relief Funds and the Mid-Cycle STIP is funded from the STIP regional distribution of the COVID Relief Funds.

As such, the City of Santa Paula was allocated $389,790 in CRRSAA funds which have been approved for use by VCTC for this project (Exhibit C).

As a result, the following budget adjustment is recommended:

Account	Description	Fund 282	Fund 413	Total
XXX-5-9378-290	Preliminary Engineering	$154,927.50	$200,000.00	$354,927.50

XXX-5-9378-660	Construction	$1,327,950.00	$189,790.00	$1,517,740.00
	Total:	$1,482,877.50	$389,790.00	$1,872,667.50

OPTIONS:

City Council has the following alternative option(s) available:

1. Provide staff with alternate direction. If this item is not approved by Council, staff will not be able to move forward with the bike trail expansion project, thereby forfeiting the awarded grants funds.

ATTACHMENTS:

EXHIBIT A - VCTC TDA Approval Documents.pdf
EXHIBIT B - Resolution No. 7446.pdf
EXHIBIT C - CRRSAA Award Documentation.pdf

EXHIBIT A - VCTC TDA APPROVAL DOCUMENTS

From:	Clete Saunier
To:	Bob Woodward; Jonathan Royas; Ruth Juanes
Cc:	Dan Singer
Subject:	FW: Agenda item 9 - Approved TDA Article 3 Project - FY22/23
Date:	Tuesday, December 6, 2022 1:27:02 PM
Attachments:	TDA Claim forms - FY22-23.xlsx TDA Claim Manual - Updated 072220.pdf Agenda Item 9 - Combined Call Project Priority Listing - Approved TDA Art3.pdf

---

From: Thao Le <tle@goventura.org>
Sent: Tuesday, December 6, 2022 12:47 PM
To: Mike Tohidian <MTohidian@toaks.org>; Elisa Magana <Emagana@toaks.org>; aolvera@toaks.org; Jaime Boscarino <JBoscarino@toaks.org>; Nader Heydari <NHeydari@toaks.org>; Christy Ramirez <cramirez@spcity.org>; Rod Baltazar <rbaltazar@spcity.org>; Clete Saunier <CSaunier@spcity.org>; Ruth Juanes <rjuanes@spcity.org>; Lindy Palmer <Lindy.Palmer@ojai.ca.gov>; jackie.nunez@ojai.ca.gov; alexis.woods@ojai.ca.gov; peter.cornell@ojai.ca.gov; Pam Greer <pam.greer@ojai.ca.gov>; Redican, Alisha <Alisha.Redican@ventura.org>; Derossett, Glenn <glenn.derossett@ventura.org>; Cavaletto, Debra <Debra.Cavaletto@ventura.org>; David Fleisch <david.fleisch@ventura.org>; cesar.luna@ventura.org; mhouser@toaks.org
Cc: Sally DeGeorge <ssellers@goventura.org>; Heather Miller <hmiller@goventura.org>; Peter DeHaan <pdehaan@goventura.org>; Geiska Velasquez <gvelasquez@goventura.org>
Subject: Agenda item 9 - Approved TDA Article 3 Project - FY22/23

Hi,
On December 2, 2022, VCTC approved apportionment of TDA Article 3 Fund (agenda item #9). The detail of agency name, Projects, and amount are on agenda 9 - attachment B (highlighted in yellow).

Claim for Article 3 fund should be submitted to VCTC by February 15, 2023 for timely allocation of money FY2022-2023

The attached Transportation Development Act (TDA) claims manual and updated claim forms will provide guidance to complete the Excel claim forms as well as general information about TDA. Please refer to the State TDA Statutes and California Code of Regulations for specific questions and guidance of TDA. The updated State TDA manual from July 2018 can be found at Transportation Development Act (TDA) Statutes and California Code of Regulations. The VCTC TDA Claims manual and Excel forms can be found on the VCTC website under Finance at https://www.goventura.org/about/finance/

If you have any questions or need assistance, please contact Thao Le at (805) 642-1591 ext. 104 or

Sally DeGeorge at ext. 105.

Thank you,

Thao Le
Program Manager - Accounting
Ventura County Transportation Commission
751 E. Daily Drive, Suite 420
Camarillo, CA 93010
Email: tle@goventura.org
Phone: (805) 642-1591 ext.104
Fax: (805) 642 -4860

"This is an electronic transmission from the City of Santa Paula. This electronic transmission, and any documents attached hereto, may contain confidential and/or legally privileged information. The information is intended only for use by the recipient named above. If you have received this electronic message in error, please notify the sender and delete the electronic message."

RECOMMENDED FEDERAL (CMAQ/CRP)/STATE (TDA ARTICLE 3) FUNDED NON-TRANSIT PROJECTS

Project Name	Agency	Committee Score	Federal (CMAQ/CRP)	State (TDA Article 3) FY22/23	State (TDA Article 3) FY 23/24	Total Funds
Accessible Pedestrian Enhancements Project	City Of Oxnard	83	$ 2,597,509		$ 500,000	$ 3,097,509
Hillcrest Drive Bike Lanes and Pedestrian Improvements[1]	City of Thousand Oaks	74	$ 433,797			$ 433,797
City of Santa Paula Community Bike/Trail Connectivity Project	City of Santa Paula	72		$ 1,482,878		$ 1,482,878
Ojai 2022 Bike Rack Installation	City of Ojai	67		$ 48,675		$ 48,675
Camarillo to CSUCI Shared-Use Path Feasibility Study Project	County of Ventura	66		$ 132,795		$ 132,795
Lynn Road Bike Lanes and Pedestrian Improvements[2]	City of Thousand Oaks	62	$ 2,511,595	$ 175,000		$ 2,686,595
Residential Street Sidewalk and HAWK Signal Project[3]	City of Ventura	60	$ 3,120,797			$ 3,120,797
Central Avenue Bike Lanes (ST-5102)[4]	City of Camarillo	56	$ 5,311,800			$ 5,311,800
North Terminal Shore Power[5]	Port of Hueneme	53	$ 10,442,523			$ 10,442,523
			$ 24,418,021	$ 1,839,348	$ 500,000	
					Total:	**$ 26,757,369**

[1] Funding is less than the requested amount as the project is antipicated to receive regional ATP funds.

[2] Funds include $1,068,595 in CRP and $1,443,000 in CMAQ and $175,000 in Article 3 (funding is less than overall request as the project is also anticipated to receive regional ATP funds.)

[3] Funds include $1,753,297 in CMAQ and $1,367,500 in CRP.

[4] Funds include $1,964,788 in CRP and $3,347,012 in CMAQ.

[5] Project partially funded with $1,367,500 in CRP and $9,075,023 in CMAQ funds for a total of $10,442,523; funding request totaled $11,912,472 therefore unfunded $1,469,949 recommended for Shelf List.

RECOMMENDED UNFUNDED NON-TRANSIT PROJECTS SHELF LIST

Project Name	Agency	Committee Score	Federal (CMAQ/CRP)	Total Funds:
North Terminal Shore Power[5]	Port of Heuneme	53	$ 1,469,949	$ 1,469,949

Item #9

December 2, 2022

MEMO TO: **VENTURA COUNTY TRANSPORTATION COMMISSION**

FROM: **HEATHER MILLER, PROGRAM MANAGER**

SUBJECT: **APPROVE PRIORITY RANKING FOR COMBINED CALL-FOR-PROJECTS FOR CONGESTION MITIGATION AND AIR QUALITY (CMAQ), TRANSPORTATION DEVELOPMENT ACT (TDA) ARTICLE 3, SB 1 STATE OF GOOD REPAIR (SGR), AND CARBON REDUCTION PROGRAM (CRP) FUNDS – PUBLIC HEARING**

RECOMMENDATION:

- Open public hearing and receive testimony.
- Program $20,038,729 Congestion Mitigation and Air Quality (CMAQ) funds, $2,627,950 State of Good Repair (SGR) funds, and $694,150 Carbon Reduction Program (CRP) funds for a total of $23,360,829 to the transit projects prioritized in Attachment A.
- Reprogram $1,075,544 in Section 5339 funds from VCTC Intercity leases and technology equipment to VCTC's Valley Express Replacement Buses project included in the prioritized transit project list in Attachment A.
- Program $18,649,638 Congestion Mitigation and Air Quality (CMAQ) funds, $1,839,348 FY 22/23 TDA Article 3, $500,000 FY 23/24 TDA Article 3 funds, and $5,768,383 Carbon Reduction Program (CRP) funds for a total of $26,757,369 to the non-transit projects as shown in Attachment B.
- Approve $1,469,949 for "Shelf List" funding as specified in Attachment B.

BACKGROUND:

At its July 8 meeting, the Commission approved guidelines for the combined CMAQ/TDA Article 3/State of Good Repair Call-for-Projects with a subsequent Notification of Funding Availability announced on July 11. The guidelines outlined program eligibility, funding availability, and provided for separate scoring of transit and non-transit projects, with the Transit Operators Advisory Committee (TRANSCOM) to review transit projects and the Transportation Technical Advisory Committee (TTAC) to review non-transit projects and approve recommendations to the Commission in keeping with the policy that each of the two categories receive half of the CMAQ funds.

When the guidelines were adopted by the Commission, "off-the-top" funding for Regional Ridesharing and Transit Outreach was also approved resulting in an estimated of $24.3 million in available CMAQ funds for non-transit projects and $13.5 million in available CMAQ funds for transit projects. Additionally, non-transit projects (primarily bicycle and pedestrian) could receive available TDA Article 3 funds (deducting a 25% set aside for bike path maintenance) that include prior carryover funds and FY 22/23 and 23/24 fund estimates for a total of $2.57 million. In addition, Transit projects could receive available State of Good Repair (SGR) funds. SGR funds for capital transit projects provide $6 million through FY 2026/27.

Additionally, staff recommends augmenting this call-for-projects with Carbon Reduction Program (CRP) funds. The CRP is a new program introduced with the Infrastructure Investment and Jobs Act (IIJA) that provides funds for projects designed to reduce transportation emissions (CO2). CRP funding is apportioned to regions and local agencies based on population and would add approximately $7.6 million in total funding over the five years of the IIJA from FY 21/22 through FY 25/26 for either transit or non-transit program eligible projects.

DISCUSSION:

Project Ranking
As specified in the guidelines, project applications were due to VCTC on September 23. VCTC received a total of eighteen (18) projects with a total project cost of $64,254,289 and total funding request of $57,321,483.

As provided in the approved guidelines, the first step in screening the applications was to review the eligibility of the projects based on requested program funding, financial feasibility, and planning consistency. All submitted projects met with the initial screening requirements. All applicants also provided an 11.47% funding match to be eligible for CMAQ funds. The subsequent scoring of projects was based on the approved criteria in the Guidelines and performed by VCTC staff, apart from the Air Quality criterion which was scored by Ventura County Air Pollution Control District (VCAPCD) staff. Additionally, staff from the Southern California Associations of Governments (SCAG) reviewed and approved the final recommended project list.

For transit projects, points were awarded in the categories of a project's potential to increase transit ridership, a project's necessity to the continued operation of the existing transit system, air quality benefits, safety & security, and the leveraging of funds for other grant opportunities. The strongest scores primarily reflect projects providing the most air quality improvement (up to 45 points of the 100 awarded) such as new transit service or alternative fuel vehicle purchases. The highest scoring project, GCTD's Booster Service project, demonstrated strong existing ridership demand due to the recent launch of the Youth Ride Free program, and highest potential for air quality improvement and lowering of vehicle miles traveled (VMTs) for every anticipated vehicle trip taken off the road.

For non-transit projects, points were awarded in the categories of safety improvement, project readiness, air quality benefits, project potential to attract active transportation users and reduce vehicle miles traveled (VMT), network connectivity, complete street design, and leveraged funds. The City of Oxnard's Accessible Pedestrian Enhancement Project ranked highest due to the safety improvement benefits of the project and the potential to encourage a high number of active transportation users in the identified project location.

Project Funding
Based on available funding, a prioritized list of transit and non-transit projects and recommended funding is provided in Attachment A (transit projects) and Attachment B (non-transit projects.)

Transit
Sufficient CMAQ funds allowed for a majority of the submitted transit projects to be funded primarily for local transit operator's bus purchases as shown in the project priority list. CMAQ funds are recommended for Gold Coast Transit District's (GCTD) purchase of twenty-one (21) replacement CNG buses, including a match for federal Low-No Program grant funds awarded to GCTD in order to upgrade six (6) of the 21 bus purchases to hydrogen. The purpose of the Low-No Program is to support the transition of transit fleets to the lowest polluting and most energy efficient transit vehicles and aligns with the goals of the CMAQ program.

Supplemental Carbon Reduction Program (CRP) funds are recommended for Thousand Oak's Microgrid (Battery Backup) for EV Bus Charging lnfrastructure project. This project is suitable for CRP funds since they are required to be used within the urban area to which they are apportioned and for projects that demonstrate the potential to reduce carbon emissions.

State of Good Repair (SGR) funds are recommended for the City of Thousand Oak's Replacement of Dial-a-Ride Vans. VCTC's Valley Express Replacement Buses project is also recommended for SGR funding since the project is ineligible for CMAQ funds. VCTC's Valley Express Bus Replacement reflects a lower potential for air quality improvement since the replacement vehicles were not identified as alternative fuel vehicles pending the outcome of a Zero Emission Bus Rollout (ZEB) Plan. However, the entire VE fleet has exceeded their useful life (ULB) and require replacement to maintain the current level of service, therefore the project is recommended for SGR funding. Additionally, FTA Section 5339 funds that were previously programmed for VCTC Intercity leases and technology equipment, but are now not needed, are recommended to be reprogrammed to the Valley Express Replacement Buses project to fully fund this project.

TRANSCOM approved the list of transit projects recommended for funding on November 9.

Non-Transit
Recommended bicycle and pedestrian projects for funding is shown in Attachment B with CMAQ/CPR funds primarily supporting these projects. The City of Thousand Oaks submitted two CMAQ project applications that were also submitted to the Cycle 6 Active Transportation Program (ATP). Both project applications received strong CTC scores from the statewide ATP selection evaluation and are anticipated to receive regional MPO Component ATP funding. The CMAQ application included design phase funding requests and increased construction costs that the ATP did not include, therefore staff recommends funding the difference with available CMAQ funds.

In addition, State TDA Article 3 funds are recommended for the City of Ojai's Bike Rack project, the City of Santa Paula's Community Bike/Trail Connectivity project, and the County of Ventura's Camarillo to CSUCI Shared-Use Path Feasibility Study Project. The feasibility study is for a Class I shared-use path from the City of Camarillo to California State University, Channel Islands and as a planning project only eligible for Article 3 funds.

Staff recommends funding the Port of Hueneme's North Shore Power Terminal project with Oxnard/Ventura's allotment of CRP funds for FY 21/22-22/23 in combination with CMAQ funds for a total of $10.4 million of the $11.5 million requested by the Port. The North Shore Power Terminal project provides significant emission reduction benefits to "fence line" communities with the installation of an electrical-grid-base connection allowing vessels to shut down diesel emissions while at berth. The unfunded portion of the project will be placed on a Shelf List (included in Attachment B) in the event additional future funding becomes available, or it is necessary to quickly obligate funds to a ready-to-go project to avoid a possible loss of funds to the county. VCTC staff may reprogram funds between CMAQ and CRP to ensure the maximum availability of both types of funding.

TTAC approved the list of non-transit projects recommended for funding on November 16.

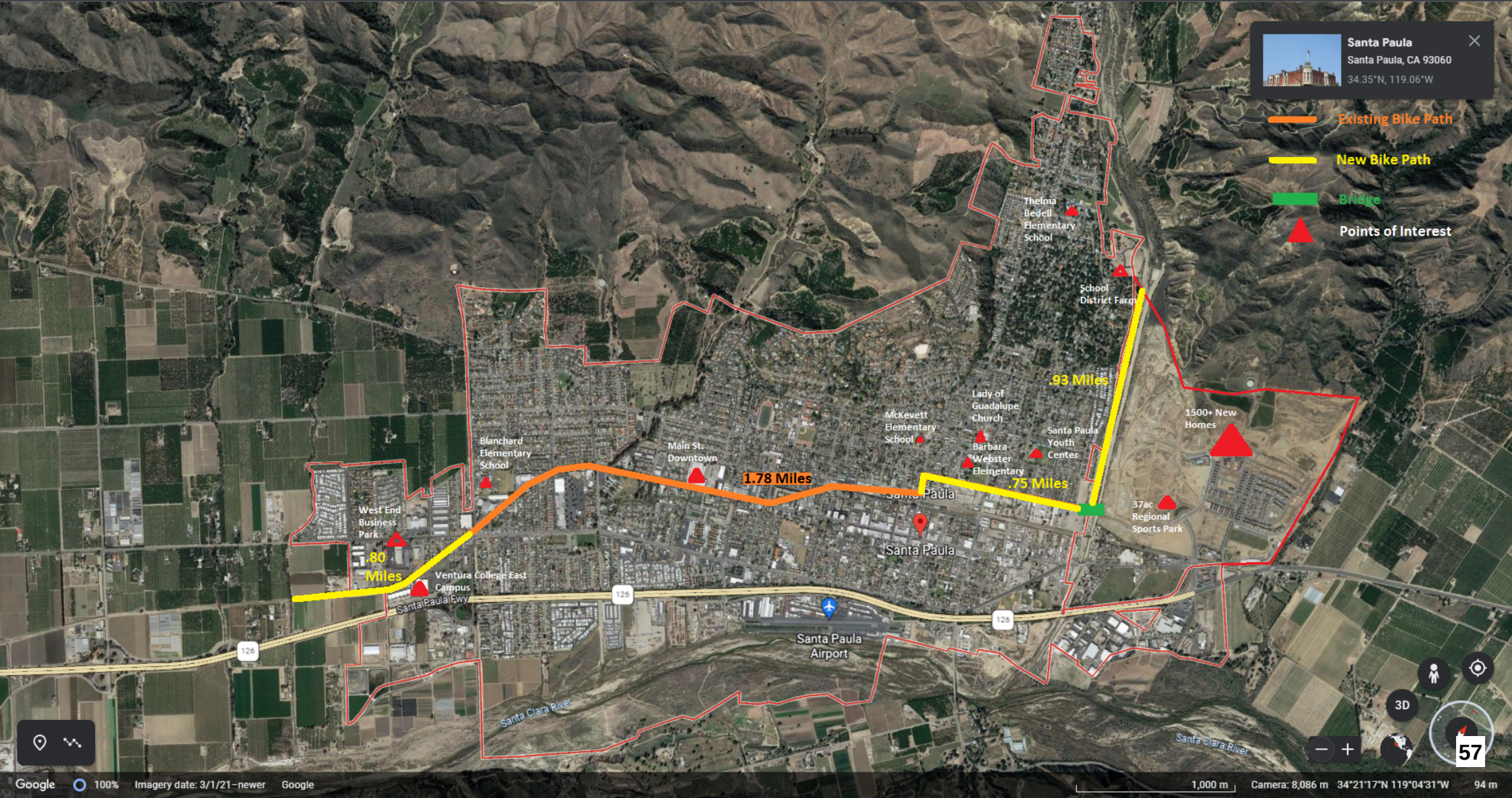
Santa Paula
Santa Paula, CA 93060
34.35°N, 119.06°W
Existing Bike Path
New Bike Path
Bridge
Points of Interest
Thelma Bedell Elementary School
School District Farm
.93 Miles
Lady of Guadalupe Church
McKevett Elementary School
Barbara Webster Elementary
Santa Paula Youth Center
1500+ New Homes
Blanchard Elementary School
Main St. Downtown
1.78 Miles
.75 Miles
37ac Regional Sports Park
West End Business Park
.80 Miles
Ventura College East Campus
Santa Paula Fwy
126
Santa Paula
Santa Paula Airport
Santa Clara River
3D
57
Google
100%
Imagery date: 3/1/21–newer
Google
1,000 m
Camera: 8,086 m 34°21'17"N 119°04'31"W
94 m

EXHIBIT B

Resolution No. 7446

RESOLUTION NO. 7446

A RESOLUTION OF THE CITY COUNCIL OF THE CITY OF SANTA PAULA, CALIFORNIA, AUTHORIZING THE FILING OF A CLAIM WITH THE VENTURA COUNTY TRANSPORTATION COMMISSION FOR ALLOCATION OF TRANSPORTATION DEVELOPMENT ACT FUNDS FOR FISCAL YEAR 2022/2023

SECTION 1: The City Council finds and declares as follows:

A. WHEREAS, the Transportation Development Act (TDA), as amended (Public Utilities Code ("PUC") Section 99200 et seq.), provides for the allocation of funds from the Local Transportation Fund (LTF) and the State Transit Assistance Fund for use by eligible claimants for various transportation and transit purposes as allowed by TDA; and

B. WHEREAS, pursuant to the provisions of the TDA, as amended, and pursuant to the applicable rules and regulations hereunder (California Code of Regulations Sections 6600 et seq.), a prospective claimant wishing to receive an allocation from the Local Transportation Fund and the State Transit Assistance fund shall file its claim with the Ventura County Transportation Commission.

NOW, THEREFORE, THE CITY COUNCIL OF THE CITY OF SANTA PAULA DOES HEREBY RESOLVE AS FOLLOWS:

SECTION 2: The City of Santa Paula ("City') is authorized to execute and file an appropriate claim pursuant to the applicable rules and regulations promulgated under the TDA, together with all necessary supporting documents, with the Ventura County Transportation Commission for an allocation of TDA funds in Fiscal Year 2022/2023.

SECTION 3: The authorized claim is for Article 3 for pedestrian and bicycle expenditures (PUC § 99234) in the amount of $1,482,878.00.

SECTION 4: The authorized claim includes 100% of available State Transit Assistance (STA) funds according to the allocations published by the State Controller's Office for local transportation planning and mass transportation purposes (PUC § 99301).

SECTION 5: The authorized claim includes 100% of available State of Good Repair funds according to the amounts published by the State Controller's Office (PUC §§ 99313 and 99314).

SECTION 6: City staff is directed to transmit a copy of this resolution to the Ventura County Transportation Commission in conjunction with the filing of the claim. The claim packet shall include a copy of the agenda item under which the resolution was considered for adoption.

PASSED AND ADOPTED, this 1st day of March, 2023.

_____
Andy Sobel, Mayor

ATTEST:

_____
Julie Latshaw, City Clerk

Approved as to form:

_____
Monica Castillo, Interim City Attorney

Approved as to content:

_____
Dan Singer, City Manager

EXHIBIT C - CRRSAA Award Documentation

State of California
DEPARTMENT OF TRANSPORTATION

California State Transportation Agency

MEMORANDUM

To: CHAIR AND COMMISSIONERS
CALIFORNIA TRANSPORTATION COMMISSION

CTC Meeting: August 17-18, 2022

From: STEVEN KECK, Chief Financial Officer

Reference Number: 2.5k., Action Item

Prepared By: Dee Lam, Chief
Division of Local Assistance

Subject: **PROJECT LIST FOR ALLOCATION OF THE FEDERAL CORONAVIRUS RESPONSE AND RELIEF SUPPLEMENTAL APPROPRIATIONS ACT OF 2021 – CRRSAA PROGRAM FUNDS.**
RESOLUTION CRSA-A-2223-01

ISSUE:

Should the California Transportation Commission (Commission) approve the Project List for the Coronavirus Response and Relief Supplemental Appropriations Act of 2021 (CRRSAA) in accordance with the program guidelines?

RECOMMENDATION:

The California Department of Transportation (Department) recommends that the Commission approve the Project List for the CRRSAA Program. The CRRSAA Program guidelines require regions to submit a project list for allocation by the Commission prior to the obligation of funds. Approval of this Project List will allow five local agencies to seek obligation of project funds for five projects totaling $1.5 million to be allocated listed in Attachment A.

BACKGROUND:

The CRRSAA apportioned $911.8 million to California. Under CRRSAA, the COVID Relief Funds may be used for a broad range of surface transportation purposes listed in Section 113(b) of Title 23 of the U.S. Code and are meant to “prevent, prepare for, and respond to coronavirus”. Specifically, CRRSAA allows states to cover revenue losses, which is important given that California’s state-generated transportation revenues have declined by about $1.5 billion due to the pandemic. Additionally, CRRSAA allows COVID Relief Funds to be used for preventive and routine maintenance, operations, personnel, salaries, contracts,

debt service payments, availability payments, as well as transfers to public tolling agencies.

At the March 2021 Commission meeting, the Commission approved the COVID Relief funding distribution and regional apportionments for the CRRSAA Program. A total of $182.4 million will be distributed to the regions from the CRRSAA Program.

As of June 30, 2022, 158 projects totaling $157.2 million have been allocated.

FINANCIAL RESOLUTION:

Be it Resolved, the Commission approves the Project List submitted for CRRSAA Program funding, as presented in Attachment A.

The Department is authorized to sub-allocate these funds in accordance with their subvention policies and procedures.

Attachment

Summary of CRRSAA Project Listing:

Projects	Number of Projects	Total CRRSAA Project Cost	Total CRRSAA Obligations
Allocated	158	$157.2 million	$15.1 million
This Request	5	$1.5 million	
Total:	**163**	**$158.7 Million**	**$15.1 Million**

MPO/RTPA/COUNTY	District	Project Name	Administering Local Agency	County	RTPA	MPO	CRRSAA funding	State Exchange/ SOF Requested (Yes/No)	Total Project Cost
MTC Region									
Project 1	*4*	*BART Fare Collection Equipment*	*BART*	*Various*	*MTC*	*MTC*	*$4,335,000*	*No*	*$84,227,214*
Concord									
Project 1	*4*	*LAVTA Passenger Facilities Enhancements*	*LAVTA*	*Alameda*	*MTC*	*MTC*	*$2,000,000*	*No*	*$2,863,000*
SF-Oakland									
Project 1	*4*	*Bay Bridge Forward: I-580 WB HOV Lane Extension*	*MTC*	*Alameda*	*MTC*	*MTC*	*$7,000,000*	*No*	*$12,500,000*
Project 2	*4*	*Oakland 14th Street Complete Streets*	*City of Oakland*	*Alameda*	*MTC*	*MTC*	*$1,000,000*	*No*	*$14,031,998*
Project 3	*4*	*Richmond 13th Street Complete Streets*	*City of Richmond*	*Contra Costa*	*MTC*	*MTC*	*$2,821,000*	*No*	*$3,669,000*
Project 4	*4*	*San Francisco Folsom Streetscape*	*SFMTA*	*San Francisco*	*MTC*	*MTC*	*$5,000,000*	*No*	*$36,340,000*
Project 5	*4*	*East of US 101 Transit Expansion*	*City of San Mateo*	*South San Francisco*	*MTC*	*MTC*	*$430,076*	*No*	*$480,000*
Santa Rosa									
Project 1	*4*	*Downtown Cotati and Civic Center Connectivity and Safety Imps*	*Cotati*	*Sonoma*	*MTC*	*MTC*	*$1,008,000*	*No*	*$2,500,000*
Project 2	*4*	*Santa Rosa Transit Mall Roadbed Rehabilitation*	*Santa Rosa*	*Sonoma*	*MTC*	*MTC*	*$868,000*	*No*	*$990,000*
San Jose									
Project 1	*4*	*Mountain View Stierlin Road Bicycle and Pedestrian Imps*	*Mountain View*	*Santa Clara*	*MTC*	*MTC*	*$1,486,000*	*No*	*$4,562,000*

Gray Italics indicates project approved at previous meeting.

***Project approved at previous meeting and removed by Local Agency is strikethrough – San Joaquin County (Page 18)**

MPO/RTPA/COUNTY	District	Project Name	Administering Local Agency	County	RTPA	MPO	CRRSAA funding	State Exchange/ SOF Requested (Yes/No)	Total Project Cost
Project 2	*4*	*San Jose Bascom Avenue Protected Bike Lanes & Complete Street*	*San Jose*	*Santa Clara*	*MTC*	*MTC*	*$690,000*	*No*	*$850,000*
Project 3	*4*	*San Jose Julian Street & McKee Road Vision Zero Complete Streets*	*San Jose*	*Santa Clara*	*MTC*	*MTC*	*$705,000*	*No*	*$841,000*
Project 4	*4*	*En Movimiento Quick Build Network for East San Jose*	*San Jose*	*Santa Clara*	*MTC*	*MTC*	*$1,325,000*	*No*	*$1,565,000*
Project 5	*4*	*San Jose - Downtown Bikeways*	*San Jose*	*Santa Clara*	*MTC*	*MTC*	*$4,025,000*	*No*	*$4,735,000*
Project 6	*4*	*Sunnyvale Bicycle, Pedestrian and SRTS Safety Imps*	*Sunnyvale*	*Santa Clara*	*MTC*	*MTC*	*$1,900,000*	*No*	*$1,900,000*
TOTAL APPORTIONED	**$34,593,076**	**REMAINING APPORTIONMENT**	**$0.00**	**CRRSAA**	**FUNDING**	**TOTAL**	**$34,593,076**		

MPO/RTPA/COUNTY	District	Project Name	Administering Local Agency	County	RTPA	MPO	CRRSAA funding	State Exchange/ SOF Requested (Yes/No)	Total Project Cost
SCAG Region									
Los Angeles County									
Project 1	*7*	*Alosta Road Rehabilitation from Citrus Ave to Barranca Ave*	*City of Azusa*	*Los Angeles*	*Metro*	*SCAG*	*$231,475*	*No*	*$1,621,000*
Project 2	*7*	*North Portal - second entrance/exit to the Wilshire/Rodeo Purple Line Station (under construction)*	*City of Beverly Hills*	*Los Angeles*	*Metro*	*SCAG*	*$158,528*	*No*	*$158,528*
Project 3	*7*	*Santa Gertrudes Overlay and Reconstruction*	*City of Whittier*	*Los Angeles*	*Metro*	*SCAG*	*$406,872*	*No*	*$2,224,000*
Project 4	*7*	*Verdugo Road Improvement Project: roadway improvement and traffic signal modification between Colorado Street and City of LA*	*City of Glendale*	*Los Angeles*	*Metro*	*SCAG*	*$957,372*	*No*	*$5,000,000*
Project 5	*7*	*Street Improvement Project at 147th Street, 163rd Street, and 166th Street.*	*City of Lawndale*	*Los Angeles*	*Metro*	*SCAG*	*$153,636*	*No*	*154,000*

Gray Italics indicates project approved at previous meeting.
***Project approved at previous meeting and removed by Local Agency is strikethrough – San Joaquin County (Page 18)**

MPO/RTPA/COUNTY	District	Project Name	Administering Local Agency	County	RTPA	MPO	CRRSAA funding	State Exchange/ SOF Requested (Yes/No)	Total Project Cost
Project 6	*7*	*Controlled Access Medians, Signal upgrades and Pedestrian Refuges at various locations on Anaheim Street between the Los Angeles River and Pacific Coast Highway.*	*City of Long Beach*	*Los Angeles*	*Metro*	*SCAG*	*$2,209,296*	*No*	*2,209,000*
Project 7	*7*	*Dedicated Class II bike lanes, sidewalk construction, ADA-compliant corner ramps, and pedestrian lighting and traffic signal improvements along Montebello Boulevard to connect retail/employment centers with low/moderate income housing.*	*City of Montebello*	*Los Angeles*	*Metro*	*SCAG*	*$297,852*	*No*	*298,000*
Project 8	*7*	*ADA Curb Ramps and Path of Travel - Citywide (CDBG) (FY 21-22)*	*City of Pomona*	*Los Angeles*	*Metro*	*SCAG*	*$722,761*	*No*	*723,000*
Project 9	*7*	*ASPHALT OVERLAY FEDERAL PROJECT - Citywide*	*City of Santa Clarita*	*Los Angeles*	*Metro*	*SCAG*	*$1,035,968*	*No*	*3,043,000*
Project 10	*7*	*Annual Paving and Sidewalk Repair FY2023/2024*	*City of Santa Monica*	*Los Angeles*	*Metro*	*SCAG*	*$432,138*	*No*	*432,000*
Project 11	*7*	*South Whittier Community Bikeway Access Improvements*	*Los Angeles County*	*Los Angeles*	*Metro*	*SCAG*	*$3,859,000*	*No*	*$13,181,000*
Project 12	*7*	*Washington Blvd, Colima Road, La Mirada Boulevard, and Meyer Road improvements*	*Los Angeles County*	*Los Angeles*	*Metro*	*SCAG*	*$1,000,000*	*No*	*$6,889,000*
Project 13	*7*	*STPL Force Account Resurfacing Project XXI. Citywide resurfacing and construction of ADA compliant access ramps and truncated domes*	*City of Los Angeles*	*Los Angeles*	*Metro*	*SCAG*	*$6,000,000*	*No*	*$17,500,000*
Project 14	*7*	*Anaheim Signal upgrade and Ped Refuge*	*City of Long Beach*	*Los Angeles*	*Metro*	*SCAG*	*$2,209,296*	*No*	*$5,535,000*
Project 15	*7*	*Expo/Northvale Bike Path Project*	*City of Los Angeles*	*Los Angeles*	*Metro*	*SCAG*	*$5,293,000*	*No*	*$10,814,000*
Project 16	*7*	*Los Angeles River Bike Path Phase IV*	*City of Los Angeles*	*Los Angeles*	*Metro*	*SCAG*	*$4,959,630*	*No*	*$7,244,000*
Project 17	*7*	*Cesar Chavez Ave/Lorena St/Indiana St Intersection Improvements*	*City of Los Angeles*	*Los Angeles*	*Metro*	*SCAG*	*$1,500,000*	*No*	*$20,433,000*

Gray Italics indicates project approved at previous meeting.

***Project approved at previous meeting and removed by Local Agency is strikethrough – San Joaquin County (Page 18)**

MPO/RTPA/COUNTY	District	Project Name	Administering Local Agency	County	RTPA	MPO	CRRSAA funding	State Exchange/ SOF Requested (Yes/No)	Total Project Cost
Project 18	*7*	*HSIP Cycle 8 Left Turn Signal Modification*	*City of Los Angeles*	*Los Angeles*	*Metro*	*SCAG*	*$1,000,000*	*No*	*$6,836,100*
TOTAL APPORTIONED	**$47,589,281**	**REMAINING APPORTIONMENT**	**$15,162,457**	**CRRSAA**	**FUNDING**	**TOTAL**	**$32,426,824**		

MPO/RTPA/COUNTY	District	Project Name	Administering Local Agency	County	RTPA	MPO	CRRSAA funding	State Exchange/ SOF Requested (Yes/No)	Total Project Cost
Riverside County									
Project 1	*8*	*Mid County Parkway Construction Contract 2*	*RCTC*	*Riverside*	*RCTC*	*SCAG*	*$6,314,000*	*No*	*$205,165,000*
Project 2	*8*	*Regional Signal Synchronization Phase II*	*Coachella Valley Association of Governments (CVAG)*	*Riverside*	*RCTC*	*SCAG*	*$4,262,603*	*No*	*$54,600,000*
TOTAL APPORTIONED	**$10,576,603**	**REMAINING APPORTIONMENT**	**$0.00**	**CRRSAA**	**FUNDING**	**TOTAL**	**$10,576,603**		

MPO/RTPA/COUNTY	District	Project Name	Administering Local Agency	County	RTPA	MPO	CRRSAA funding	State Exchange/ SOF Requested (Yes/No)	Total Project Cost
San Bernardino County									
Project 1	*8*	*Widen sections of US 395 from two to four lanes between I-15 and Palmdale Road in the Cities of Hesperia and Victorville*	*SBCTA*	*San Bernardino*	*SBCTA*	*SCAG*	*$9,960,528*	*No*	*$73,958,000*
TOTAL APPORTIONED	**$9,960,528**	**REMAINING APPORTIONMENT**	**$0.00**	**CRRSAA**	**FUNDING**	**TOTAL**	**$9,960,528**		

Gray Italics indicates project approved at previous meeting.

***Project approved at previous meeting and removed by Local Agency is strikethrough – San Joaquin County (Page 18)**

MPO/RTPA/COUNTY	District	Project Name	Administering Local Agency	County	RTPA	MPO	CRRSAA funding	State Exchange/ SOF Requested (Yes/No)	Total Project Cost
Orange County									
Project 1	*12*	*Santiago Canyon Road Street Rehabilitation (from Newport Boulevard to Jamboree Road)*	*City of Orange*	*Orange*	*OCTA*	*SCAG*	*$403,299*	*No*	*$980,000*
Project 2	*12*	*Garden Grove Blvd Rehabilitation between Harbor Blvd and Fairview Street*	*City of Garden Grove*	*Orange*	*OCTA*	*SCAG*	*$506,380*	*No*	*$880,000*
Project 3	*12*	*Melinda Road Pavement Rehabilitation (from Olympiad Road to Santa Margarita Parkway)*	*City of Mission Viejo*	*Orange*	*OCTA*	*SCAG*	*$276,328*	*No*	*$690,000*
Project 4	*12*	*Von Karman Avenue Pavement Rehabilitation*	*City of Newport Beach*	*Orange*	*OCTA*	*SCAG*	*$252,095*	*No*	*$740,000*
Project 5	*12*	*Arterial Slurry Seal – Jeronimo & Muirlands*	*City of Lake Forest*	*Orange*	*OCTA*	*SCAG*	*$248,199*	*No*	*$1,600,000*
Project 6	*12*	*Asphalt pavement rehabilitation – Arterial Rehabilitation*	*City of Huntington Beach*	*Orange*	*OCTA*	*SCAG*	*$578,011*	*No*	*$5,400,000*
Project 7	*12*	*Repaving Cerritos Avenue*	*City of Stanton*	*Orange*	*OCTA*	*SCAG*	*$200,000*	*No*	*$200,000*
Project 8	*12*	*Rehabilitation of pavement Associated Rd*	*City of Fullerton*	*Orange*	*OCTA*	*SCAG*	*$409,362*	*No*	*$565,000*
Project 9	*12*	*Pavement Rehabilitation – Fairview Road Improvement*	*City of Costa Mesa*	*Orange*	*OCTA*	*SCAG*	*$331,116*	*No*	*$1,600,000*
Project 10	*12*	*Transit Security and Operations Center (TSOC) at intersection of Lincoln Avenue and Manchester Avenue in the City of Anaheim*	*Orange County Transportation Authority*	*Orange*	*OCTA*	*SCAG*	*$3,660,000*	*No*	*$56,436,000*
Project 11	*12*	*Aliso Creek Road Rehabilitation from Enterprise to SR 73 Project*	*City of Aliso Viejo*	*Orange*	*OCTA*	*SCAG*	*$200,000*	*No*	*$600,000*
Project 12	*12*	*Knott Avenue Rehabilitation from Ball Road to Orange Avenue Project*	*City of Anaheim*	*Orange*	*OCTA*	*SCAG*	*$1,037,763*	*No*	*$1,100,000*
Project 13	*12*	*Malvern Ave Rehabilitation Project*	*City of Buena Park*	*Orange*	*OCTA*	*SCAG*	*$239,650*	*No*	*$1,200,000*
Project 14	*12*	*Street Rehabilitation Project - Overlay*	*City of Cypress*	*Orange*	*OCTA*	*SCAG*	*$200,000*	*No*	*$440,000*
Project 15	*12*	*Violet Lantern Street Improvement Project*	*City of Dana Point*	*Orange*	*OCTA*	*SCAG*	*$200,000*	*No*	*$780,000*

Gray Italics indicates project approved at previous meeting.

***Project approved at previous meeting and removed by Local Agency is strikethrough – San Joaquin County (Page 18)**

MPO/RTPA/COUNTY	District	Project Name	Administering Local Agency	County	RTPA	MPO	CRRSAA funding	State Exchange/ SOF Requested (Yes/No)	Total Project Cost
Project 16	*12*	*Irvine Center Drive Pavement Rehabilitation*	*City of Irvine*	*Orange*	*OCTA*	*SCAG*	*$797,297*	*No*	*$3,750,000*
Project 17	*12*	*Macy Street Rehabilitation Project*	*City of La Habra*	*Orange*	*OCTA*	*SCAG*	*$200,000*	*No*	*$300,000*
Project 18	*12*	*La Palma Avenue Pavement Preservation and Improvements Project*	*City of La Palma*	*Orange*	*OCTA*	*SCAG*	*$200,000*	*No*	*$400,000*
Project 19	*12*	*Zone 3 Collector Road Improvements*	*City of Laguna Beach*	*Orange*	*OCTA*	*SCAG*	*$200,000*	*No*	*$780,000*
Project 20	*12*	*Arterial Pavement Rehabilitation Project*	*City of Laguna Hills*	*Orange*	*OCTA*	*SCAG*	*$200,000*	*No*	*$575,000*
Project 21	*12*	*Marina Hills Drive (Niguel Road to Golden Lantern) Resurfacing Project*	*City of Laguna Niquel*	*Orange*	*OCTA*	*SCAG*	*$200,000*	*No*	*$2,000,000*
Project 22	*12*	*Pavement repair (Moulton Pkwy between Calle Cortez and City Limits)*	*City of Laguna Woods*	*Orange*	*OCTA*	*SCAG*	*$200,000*	*No*	*$309,800*
Project 23	*12*	*Street Improvement Project Along Bloomfield Street (from Katella Avenue to Florista Street)*	*City of Los Alamitos*	*Orange*	*OCTA*	*SCAG*	*$200,000*	*No*	*$270,000*
Project 24	*12*	*Fiscal Year 2022-23 Roadway Rehabilitation Project*	*City of Placentia*	*Orange*	*OCTA*	*SCAG*	*$200,000*	*No*	*$3,500,000*
Project 25	*12*	*Fiscal Year 2022-23 Antonio Parkway Pavement Rehabilitation*	*City of Rancho Santa Margarita*	*Orange*	*OCTA*	*SCAG*	*$200,000*	*No*	*$1,025,000*
Project 26	*12*	*Street Pavement Maintenance for Avenida Vaquero from Via Cascadita to Camino De Los Mares*	*City of San Clemente*	*Orange*	*OCTA*	*SCAG*	*$200,000*	*No*	*$603,000*
Project 27	*12*	*Camino Capistrano Pavement Rehabilitation Project*	*City of San Juan Capistrano*	*Orange*	*OCTA*	*SCAG*	*$200,000*	*No*	*$600,000*
Project 28	*12*	*Grand Avenue Roadway Rehabilitation from 1st Street to McFadden Avenue*	*City of Santa Ana*	*Orange*	*OCTA*	*SCAG*	*$972,882*	*No*	*$1,072,882*
Project 29	*12*	*Seal Beach Boulevard at North Gate Road Improvement Project*	*City of Seal Beach*	*Orange*	*OCTA*	*SCAG*	*$200,000*	*No*	*$275,000*

Gray Italics indicates project approved at previous meeting.

***Project approved at previous meeting and removed by Local Agency is strikethrough – San Joaquin County (Page 18)**

MPO/RTPA/COUNTY	District	Project Name	Administering Local Agency	County	RTPA	MPO	CRRSAA funding	State Exchange/ SOF Requested (Yes/No)	Total Project Cost
Project 30	*12*	*Cerro Villa Drive Project*	*City of Villa Park*	*Orange*	*OCTA*	*SCAG*	*$200,000*	*No*	*$505,000*
Project 31	*12*	*Magnolia Street Improvements from Edinger Avenue to Heil Avenue*	*City of Westminster*	*Orange*	*OCTA*	*SCAG*	*$268,539*	*No*	*$1,145,430*
Project 32	*12*	*La Palma Avenue Improvement Project from West City Limit to 1,350' West of Old Village Road*	*City of Yorba Linda*	*Orange*	*OCTA*	*SCAG*	*$200,000*	*No*	*$240,350*
Project 33	*12*	*MP 206.8 Track Stabilization*	*Orange County Transportation Authority*	*Orange*	*OCTA*	*SCAG*	*$1,010,481*	*No*	*$7,500,000*
TOTAL APPORTIONED	**$14,591,402**	**REMAINING APPORTIONMENT**	**$0.00**	**CRRSAA**	**FUNDING**	**TOTAL**	**$14,591,402**		

MPO/RTPA/COUNTY	District	Project Name	Administering Local Agency	County	RTPA	MPO	CRRSAA funding	State Exchange/ SOF Requested (Yes/No)	Total Project Cost
Ventura County									
Project 1	*7*	*Road Rehabilitation*	*City of Camarillo*	*Ventura*	*VCTC*	*SCAG*	*$50,000*	*No*	*$881,000*
Project 2	*7*	*Street Maintenance*	*City of Filmore*	*Ventura*	*VCTC*	*SCAG*	*$300,000*	*No*	*$300,000*
Project 3	*7*	*Street Maintenance Operations*	*City of Ojai*	*Ventura*	*VCTC*	*SCAG*	*$300,000*	*No*	*$300,000*
Project 4	*7*	*Traffic Operations / Maintenance*	*City of Oxnard*	*Ventura*	*VCTC*	*SCAG*	*$866,460*	*No*	*$866,460*
Project 5	*7*	*Public Works / Signal Maintenance*	*City of Oxnard*	*Ventura*	*VCTC*	*SCAG*	*$866,000*	*No*	*$866,000*
Project 6	*7*	*Ventura Boulevard Pedestrian Improvement*	*City of Oxnard*	*Ventura*	*VCTC*	*SCAG*	*$619,000*	*No*	*$2,481,000*
Project 7	*7*	*Channel Islands Boulevard Resurfacing*	*City of Port Hueneme*	*Ventura*	*VCTC*	*SCAG*	*$300,000*	*No*	*$300,000*

Gray Italics indicates project approved at previous meeting.
***Project approved at previous meeting and removed by Local Agency is strikethrough – San Joaquin County (Page 18)**

MPO/RTPA/COUNTY	District	Project Name	Administering Local Agency	County	RTPA	MPO	CRRSAA funding	State Exchange/ SOF Requested (Yes/No)	Total Project Cost
Project 8	*7*	*Citywide paving*	*City of Santa Paula*	*Ventura*	*VCTC*	*SCAG*	*$390,000*	*No*	*$390,000*
Project 9	*7*	*Pavement Delineation*	*City of Simi Valley*	*Ventura*	*VCTC*	*SCAG*	*$281,000*	*No*	*$281,000*
TOTAL APPORTIONED	**$3,972,460**	**REMAINING APPORTIONMENT**	**$0.00**	**CRRSAA**	**FUNDING**	**TOTAL**	**$3,972,460**		

MPO/RTPA/COUNTY	District	Project Name	Administering Local Agency	County	RTPA	MPO	CRRSAA funding	State Exchange/ SOF Requested (Yes/No)	Total Project Cost
Imperial County									
Project 1	*11*	*Contribute toward the construction, rehabilitation, and maintenance of roads and ancillary infrastructure throughout the city*	*City of Brawley*	*Imperial*	*ICTC*	*ICTC*	*$93,633*	*Yes*	*$93,633*
Project 2	*11*	*Fund personnel cost of Public Works staff to maintain public roads*	*City of Calexico*	*Imperial*	*ICTC*	*ICTC*	*$138,988*	*Yes*	*$138,988*
Project 3	*11*	*Maintain public roads*	*City of Calipatria*	*Imperial*	*ICTC*	*ICTC*	*$50,000*	*Yes*	*$50,000*
Project 4	*11*	*Citywide streets maintenance and Rehabilitation program*	*City of El Centro*	*Imperial*	*ICTC*	*ICTC*	*$154,138*	*Yes*	*$154,138*
Project 5	*11*	*Construction Plans for New Fire Station and City Hall*	*City of Holtville*	*Imperial*	*ICTC*	*ICTC*	*$15,000*	*Yes*	*$15,000*
Project 6	*11*	*Railroad Threshold Repair and Improvements Project*	*City of Holtville*	*Imperial*	*ICTC*	*ICTC*	*$35,000*	*Yes*	*$35,000*
Project 7	*11*	*Purchasing two 2022 Ford F-150 crew cab pickup trucks*	*City of Imperial*	*Imperial*	*ICTC*	*ICTC*	*$69,255*	*Yes*	*$69,255*
Project 8	*11*	*Personnel cost of staff for wages, supplemental pay for loss of wages due to Covid and Essential Workers/Hero pay*	*City of Westmorland*	*Imperial*	*ICTC*	*ICTC*	*$50,000*	*Yes*	*$50,000*

Gray Italics indicates project approved at previous meeting.
***Project approved at previous meeting and removed by Local Agency is strikethrough – San Joaquin County (Page 18)**

MPO/RTPA/COUNTY	District	Project Name	Administering Local Agency	County	RTPA	MPO	CRRSAA funding	State Exchange/ SOF Requested (Yes/No)	Total Project Cost
Project 9	*11*	*Countywide Paving Program*	*County of Imperial*	*Imperial*	*ICTC*	*ICTC*	*$236,168*	*Yes*	*$236,168*
TOTAL APPORTIONED	**$842,182**	**REMAINING APPORTIONMENT**	**$0.00**	**CRRSAA**	**FUNDING**	**TOTAL**	**$842,182**		

MPO/RTPA/COUNTY	District	Project Name	Administering Local Agency	County	RTPA	MPO	CRRSAA funding	State Exchange/ SOF Requested (Yes/No)	Total Project Cost
Sacramento County									
Project 1	*3*	*SCT/LINK Charging and Maintenance Project*	*City of Galt*	*Sacramento*		*SACOG*	*$3,350,000*	*No*	*$3,734,245*
Project 2	*3*	*Complete Streets Rehabilitation – Multiple locations*	*Sacramento County*	*Sacramento*	*SACOG*	*SACOG*	*$3,523,287*	*No*	*$12,656,160*
TOTAL APPORTIONED	**$6,873,287**	**REMAINING APPORTIONMENT**	**$0.00**	**CRRSAA**	**FUNDING**	**TOTAL**	**$6,873,287**		

MPO/RTPA/COUNTY	District	Project Name	Administering Local Agency	County	RTPA	MPO	CRRSAA funding	State Exchange/ SOF Requested (Yes/No)	Total Project Cost
Placer County									
Project 1	*3*	*PSGC Phase 1 - I-80 Transit Reliability*	*PCTPA*	*Placer*	*PCTPA*	*SACOG*	*$583,000*	*No*	*$11,480,000*
Project 2	*3*	*Capital Region Freight - I-80*	*PCTPA*	*Placer*	*PCTPA*	*SACOG*	*$233,793*	*No*	*$26,898,000*
Project 3	*3*	*Capital Region Freight - I-80*	*PCTPA*	*Placer*	*PCTPA*	*SACOG*	*$815,795*	*No*	*$26,898,000*
TOTAL APPORTIONED	**$1,632,588**	**REMAINING APPORTIONMENT**	**$0.00**	**CRRSAA**	**FUNDING**	**TOTAL**	**$1,632,588**		

Gray Italics indicates project approved at previous meeting.
***Project approved at previous meeting and removed by Local Agency is strikethrough – San Joaquin County (Page 18)**

MPO/RTPA/COUNTY	District	Project Name	Administering Local Agency	County	RTPA	MPO	CRRSAA funding	State Exchange/ SOF Requested (Yes/No)	Total Project Cost
El Dorado County									
Project 1	*3*	*Clear Creek Road Scour Mitigation Project*	*El Dorado County*	*El Dorado*	*EDCTC*	*SACOG*	*$458,615*	*Yes*	*$458,615*
Project 2	*3*	*US 50 Access Control Proof of Concept Traffic Management*	*City of Placerville*	*El Dorado*	*EDCTC*	*SACOG*	*$200,000*	*Yes*	*$200,000*
Project 3	*3*	*US 50 Corridor Access Control Proof of Concept Pilot Outreach and Awareness Work Plan*	*El Dorado County Transportation Commission*	*El Dorado*	*EDCTC*	*SACOG*	*$71,080*	*Yes*	*$71,080*
TOTAL APPORTIONED	**$729,695**	**REMAINING APPORTIONMENT**	**$0.00**	**CRRSAA**	**FUNDING**	**TOTAL**	**$729,695**		

MPO/RTPA/COUNTY	District	Project Name	Administering Local Agency	County	RTPA	MPO	CRRSAA funding	State Exchange/ SOF Requested (Yes/No)	Total Project Cost
Sutter County									
Project 1	*3*	*Complete Streets Rehabilitation – Multiple locations*	*Sutter County*	*Sutter*	*SACOG*	*SACOG*	*$457,152*	*No*	*$1,725,840*
TOTAL APPORTIONED	**$457,152**	**REMAINING APPORTIONMENT**	**$0.00**	**CRRSAA**	**FUNDING**	**TOTAL**	**$457,152**		

MPO/RTPA/COUNTY	District	Project Name	Administering Local Agency	County	RTPA	MPO	CRRSAA funding	State Exchange/ SOF Requested (Yes/No)	Total Project Cost
Yolo County									
Project 1	*3*	*Complete Streets Rehabilitation – Multiple locations*	*Yolo County*	*Yolo*	*SACOG*	*SACOG*	*$972,557*	*No*	*$3,451,680*
TOTAL APPORTIONED	**$972,557**	**REMAINING APPORTIONMENT**	**$0.00**	**CRRSAA**	**FUNDING**	**TOTAL**	**$972,557**		

Gray Italics indicates project approved at previous meeting.
***Project approved at previous meeting and removed by Local Agency is strikethrough – San Joaquin County (Page 18)**

MPO/RTPA/COUNTY	District	Project Name	Administering Local Agency	County	RTPA	MPO	CRRSAA funding	State Exchange/ SOF Requested (Yes/No)	Total Project Cost
Yuba County									
Project 1	*3*	*Complete Streets Rehabilitation – Multiple locations*	*Yuba County*	*Yuba*	*SACOG*	*SACOG*	*$348,183*	*No*	*$1,342,320*
TOTAL APPORTIONED	**$348,183**	**REMAINING APPORTIONMENT**	**$0.00**	**CRRSAA**	**FUNDING**	**TOTAL**	**$348,183**		

MPO/RTPA/COUNTY	District	Project Name	Administering Local Agency	County	RTPA	MPO	CRRSAA funding	State Exchange/ SOF Requested (Yes/No)	Total Project Cost
Tahoe Regional Planning Agency (TRPA)									
Project 1	*3*	*Class I Bike Path: East San Bernardino – West San Bernardino*	*El Dorado County*	*El Dorado*	*TRPA*	*TMPO*	*$702,869*	*No*	*$2,893,741*
TOTAL APPORTIONED	**$702,869**	**REMAINING APPORTIONMENT**	**$0.00**	**CRRSAA**	**FUNDING**	**TOTAL**	**$702,869**		

MPO/RTPA/COUNTY	District	Project Name	Administering Local Agency	County	RTPA	MPO	CRRSAA funding	State Exchange/ SOF Requested (Yes/No)	Total Project Cost
AMBAG Region									
Santa Cruz County									
Project 1	*5*	*Emergency Routes Resurfacing: Alba Road, Jamison Creek Road, and Empire Grade*	*County of Santa Cruz*	*Santa Cruz*	*SCCRTC*	*AMBAG*	*$1,266,120*	*Yes*	*$2,095,000*
TOTAL APPORTIONED	**$1,266,120**	**REMAINING APPORTIONMENT**	**$0.00**	**CRRSAA**	**FUNDING**	**TOTAL**	**$1,266,120**		

Gray Italics indicates project approved at previous meeting.
***Project approved at previous meeting and removed by Local Agency is strikethrough – San Joaquin County (Page 18)**

MPO/RTPA/COUNTY	District	Project Name	Administering Local Agency	County	RTPA	MPO	CRRSAA funding	State Exchange/ SOF Requested (Yes/No)	Total Project Cost
Monterey County									
Project 1	*5*	*Castroville Improvement Project*	*Caltrans District 5*	*Monterey County*	***TAMC***	*N/A*	*$2,002,850*	*Yes*	*$24,600,000*
TOTAL APPORTIONED	**$2,002,850**	**REMAINING APPORTIONMENT**	**$0.00**	**CRRSAA**	**FUNDING**	**TOTAL**	**$2,202,850**		

MPO/RTPA/COUNTY	District	Project Name	Administering Local Agency	County	RTPA	MPO	CRRSAA funding	State Exchange/ SOF Requested (Yes/No)	Total Project Cost
Alpine County									
Project 1	*10*	*County Roadway Rehab*	*Alpine County*	*Alpine County*	*ACLTC*	*N/A*	*$200,000*	*Yes*	*$200,000*
TOTAL APPORTIONED	**$200,000**	**REMAINING APPORTIONMENT**	**$0.00**	**CRRSAA**	**FUNDING**	**TOTAL**	**$200,000**		

MPO/RTPA/COUNTY	District	Project Name	Administering Local Agency	County	RTPA	MPO	CRRSAA funding	State Exchange/ SOF Requested (Yes/No)	Total Project Cost
Amador County									
Project 1	*10*	*Shenandoah Road Rehabilitation Project*	*Amador County*	*Amador County*	*ACTC*	*N/A*	*$200,000*	*No*	*$2,064,000*
TOTAL APPORTIONED	**$200,000**	**REMAINING APPORTIONMENT**	**$0.00**	**CRRSAA**	**FUNDING**	**TOTAL**	**$200,000**		

MPO/RTPA/COUNTY	District	Project Name	Administering Local Agency	County	RTPA	MPO	CRRSAA funding	State Exchange/ SOF Requested (Yes/No)	Total Project Cost
Butte County									
Project 1	*3*	*2023 Chico Active Transportation Plan*	*City of Chico*	*Butte County*	*BCAG*	*BCAG*	*$150,000*	*Yes*	*$150,000*
Project 2	3	CRRSAA PPM	BCAG	Butte County	BCAG	BCAG	$900,000	Yes	$900,000
Project 3	3	2nd Street Bicycle / Pedestrian Improvements	City of Biggs	Butte County	BCAG	BCAG	$11,606	Yes	$760,000
TOTAL APPORTIONED	**$1,061,606**	**REMAINING APPORTIONMENT**	**$0.00**	**CRRSAA**	**FUNDING**	**TOTAL**	**$1,061,606**		

Gray Italics indicates project approved at previous meeting.

***Project approved at previous meeting and removed by Local Agency is strikethrough – San Joaquin County (Page 18)**

MPO/RTPA/COUNTY	District	Project Name	Administering Local Agency	County	RTPA	MPO	CRRSAA funding	State Exchange/ SOF Requested (Yes/No)	Total Project Cost
Calaveras County									
Project 1	*10*	*Countywide roadway maintenance program*	*County of Calaveras*	*Calaveras County*	*Calaveras COG*	*N/A*	*$119,936*	*Yes*	*$119,936*
Project 2	*10*	*Public works personnel cost*	*City of Angels*	*Calaveras County*	*Calaveras COG*	*N/A*	*$100,000*	*Yes*	*$100,000*
TOTAL APPORTIONED	**$219,936**	**REMAINING APPORTIONMENT**	**$0.00**	**CRRSAA**	**FUNDING**	**TOTAL**	**$219,936**		

MPO/RTPA/COUNTY	District	Project Name	Administering Local Agency	County	RTPA	MPO	CRRSAA funding	State Exchange/ SOF Requested (Yes/No)	Total Project Cost
Fresno County									
Project 1	*6*	*Manning Ave Pavement Rehabilitation*	*City of Parlier*	*Fresno*	*FCOG*	*FCOG*	*$1,300,000*	*No*	*$2,421,056*
Project 2	*6*	*Armstrong Avenue Rehabilitation, Tollhouse to Sierra*	*City of Clovis*	*Fresno*	*FCOG*	*FCOG*	*$584,752*	*No*	*$873,440*
Project 3	*6*	*Barstow and Bond Traffic Signal*	*City of Fresno*	*Fresno*	*FCOG*	*FCOG*	*$787,587*	*No*	*$1,125,125*
Project 4	*6*	*Herndon Avenue Roadway Improvements*	*City of Fresno*	*Fresno*	*FCOG*	*FCOG*	*$897,520*	*No*	*$1,282,172*
Project 5	*6*	*Chestnut Ave Overlay: Kings Canyon to Butler*	*City of Fresno*	*Fresno*	*FCOG*	*FCOG*	*$965,634*	*No*	*$2,651,418*
TOTAL APPORTIONED	**$ 4,535,493**	**REMAINING APPORTIONMENT**	**$0.00**	**CRRSAA**	**FUNDING**	**TOTAL**	**$4,535,493**		

Gray Italics indicates project approved at previous meeting.
***Project approved at previous meeting and removed by Local Agency is strikethrough – San Joaquin County (Page 18)**

MPO/RTPA/COUNTY	District	Project Name	Administering Local Agency	County	RTPA	MPO	CRRSAA funding	State Exchange/ SOF Requested (Yes/No)	Total Project Cost
Madera County									
Project 1	*6*	*City Streets 2022-23 3R & ADA Project (R-81)*	*City of Madera*	*Madera County*	*MCTC*	*MCTC*	*$303,980*	*Yes*	*$1,353,000*
Project 2	*6*	*Humboldt Avenue Street Improvements*	*City of Chowchilla*	*Madera County*	*MCTC*	*MCTC*	*$58,217*	*Yes*	*$4,250,783*
Project 3	*6*	*Avenue 7 Rehabilitation*	*County of Madera*	*Madera County*	*MCTC*	*MCTC*	*$365,799*	*Yes*	*$3,140,000*
TOTAL APPORTIONED	**$727,996**	**REMAINING APPORTIONMENT**	**$0.00**	**CRRSAA**	**FUNDING**	**TOTAL**	**$727,996**		

MPO/RTPA/COUNTY	District	Project Name	Administering Local Agency	County	RTPA	MPO	CRRSAA funding	State Exchange/ SOF Requested (Yes/No)	Total Project Cost
Humboldt County									
Project 1	*1*	*Street Maintenance and repair*	*City of Trinidad*	*Humboldt County*	*HCAOG*	*N/A*	*$897*	*Yes*	*$897*
Project 2	*1*	*2022 Street Resurfacing*	*City of Rio Dell*	*Humboldt County*	*HCAOG*	*N/A*	*$8,753*	*Yes*	*$700,000*
Project 3	*1*	*Routine Maintenance*	*Humboldt County*	*Humboldt County*	*HCAOG*	*N/A*	*$269,073*	*Yes*	*$269,073*
Project 4	*1*	*Traffic Signal Operations Upgrades*	*City of Eureka*	*Humboldt County*	*HCAOG*	*N/A*	*$170,871*	*Yes*	*$170,871*
Project 5	*1*	*Kenwood Paving Project*	*City of Fortuna*	*Humboldt County*	*HCAOG*	*N/A*	*$53,535*	*Yes*	*$92,900*
Project 6	*1*	*Blue Lake Road Maintenance*	*City of Blue Lake*	*Humboldt County*	*HCAOG*	*N/A*	*$3,408*	*Yes*	*$3,408*
Project 7	*1*	*Washington and Berding St. Intersection Improvements*	*City of Ferndale*	*Humboldt County*	*HCAOG*	*N/A*	*$3,408*	*Yes*	*$25,000*
Project 8	*1*	*2022 Annual Pavement Project*	*City of Arcata*	*Humboldt County*	*HCAOG*	*N/A*	*$87,269*	*Yes*	*$400,000*
Project 9	*1*	*Countywide Pavement Management Program Update*	*Humboldt County*	*Humboldt County*	*HCAOG*	*N/A*	*$33,000*	*Yes*	*$220,000*
Project 10	1	Pavement Management Plan	HCAOG	Humboldt County	HCAOG	N/A	$19,407	Yes	$23,000
TOTAL APPORTIONED	**$649,621**	**REMAINING APPORTIONMENT**	**$0.00**	**CRRSAA**	**FUNDING**	**TOTAL**	**$649,621**		

Gray Italics indicates project approved at previous meeting.

***Project approved at previous meeting and removed by Local Agency is strikethrough – San Joaquin County (Page 18)**

MPO/RTPA/COUNTY	District	Project Name	Administering Local Agency	County	RTPA	MPO	CRRSAA funding	State Exchange/ SOF Requested (Yes/No)	Total Project Cost
Inyo County									
Project 1	*9*	*Slurry Seal*	*Inyo County*	*Inyo County*	*ICLTC*	*N/A*	*$200,000*	*Yes*	*$1,240,000*
TOTAL APPORTIONED	**$200,000**	**REMAINING APPORTIONMENT**	**$0.00**	**CRRSAA**	**FUNDING**	**TOTAL**	**$200,000**		

MPO/RTPA/COUNTY	District	Project Name	Administering Local Agency	County	RTPA	MPO	CRRSAA funding	State Exchange/ SOF Requested (Yes/No)	Total Project Cost
Kern County (Bakersfield)									
Project 1	*6*	*Extend Hageman Rd easterly across SR99 and connect to SR 204 in Bakersfield*	*City of Bakersfield / Caltrans D6*	*Kern County*		*KCOG*	*$2,565,000*	*No*	*$58,472,000*
Project 2	*6*	*SR58 Truck Climbing Lane*	*Kern County/ Caltrans D9*	*Kern County*		*KCOG*	*$928,000*	*No*	*$3,200,000*
TOTAL APPORTIONED	**$4,088,143**	**REMAINING APPORTIONMENT**	**$595,143**	**CRRSAA**	**FUNDING**	**TOTAL**	**$3,493,000**		

MPO/RTPA/COUNTY	District	Project Name	Administering Local Agency	County	RTPA	MPO	CRRSAA funding	State Exchange/ SOF Requested (Yes/No)	Total Project Cost
Lake County									
Project 1	1	Chip-Cart Purchase	Lake County	Lake County	Lake County	N/A	$312,040	Yes	$312,040
TOTAL APPORTIONED	**$312,040**	**REMAINING APPORTIONMENT**	**$0.00**	**CRRSAA**	**FUNDING**	**TOTAL**	**$312,040**		

Gray Italics indicates project approved at previous meeting.
***Project approved at previous meeting and removed by Local Agency is strikethrough – San Joaquin County (Page 18)**

MPO/RTPA/COUNTY	District	Project Name	Administering Local Agency	County	RTPA	MPO	CRRSAA funding	State Exchange/ SOF Requested (Yes/No)	Total Project Cost
Kings County									
Project 1	*6*	*Dana Circle Connection to SR 41*	*County of Kings*	*Kings County*	*KCAG*	*KCAG*	*$161,373*	*No*	*$1,200,000*
Project 2	*6*	*7th Avenue Reconstruction*	*City of Avenal*	*Kings County*	*KCAG*	*KCAG*	*$106,598*	*Yes*	*$375,000*
Project 3	*6*	*Corcoran Crack Seal Program*	*City of Corcoran*	*Kings County*	*KCAG*	*KCAG*	*$102,242*	*Yes*	*$102,242*
Project 4	*6*	*Emma Lee Lane Reconstruction*	*City of Hanford*	*Kings County*	*KCAG*	*KCAG*	*$243,020*	*Yes*	*$1,176,871*
Project 5	*6*	*Bush Street Overlay*	*City of Lemoore*	*Kings County*	*KCAG*	*KCAG*	*$124,979*	*Yes*	*$1,041,902*
TOTAL APPORTIONED	**$738,212**	**REMAINING APPORTIONMENT**	**$0.00**	**CRRSAA**	**FUNDING**	**TOTAL**	**$738,212**		

MPO/RTPA/COUNTY	District	Project Name	Administering Local Agency	County	RTPA	MPO	CRRSAA funding	State Exchange/ SOF Requested (Yes/No)	Total Project Cost
Mariposa County									
Project 1	*10*	*Darrah Road Bridge Replacement Local Match*	*Mariposa County*	*Mariposa*	*Mariposa LTC*	*N/A*	*$200,000*	*Yes*	*$200,000*
TOTAL APPORTIONED	**$200,000**	**REMAINING APPORTIONMENT**	**$0.00**	**CRRSAA**	**FUNDING**	**TOTAL**	**$200,000**		

Gray Italics indicates project approved at previous meeting.

***Project approved at previous meeting and removed by Local Agency is strikethrough – San Joaquin County (Page 18)**

MPO/RTPA/COUNTY	District	Project Name	Administering Local Agency	County	RTPA	MPO	CRRSAA funding	State Exchange/ SOF Requested (Yes/No)	Total Project Cost
Mendocino County									
Project 1	*1*	*Mill Street Reconstruction & Sidewalks*	*Point Arena*	*Mendocino*			*$105,365*	*Yes*	*$1,560,365*
Project 2	1	Ackerman Creek Bridge Replacement	Mendocino County	Mendocino	MCOG		$318,510	Yes	$13,517,000
TOTAL APPORTIONED	**$423,875**	**REMAINING APPORTIONMENT**	**$0.00**	**CRRSAA**	**FUNDING**	**TOTAL**	**$423,875**		

MPO/RTPA/COUNTY	District	Project Name	Administering Local Agency	County	RTPA	MPO	CRRSAA funding	State Exchange/ SOF Requested (Yes/No)	Total Project Cost
Modoc County									
Project 1	*2*	*Pave County Road 76*	*Modoc County*	*Modoc*	*MCTC*	*N/A*	*$100,000*	*Yes*	*$100,000*
Project 2	*2*	*Resurface Project*	*City of Alturas*	*Modoc*	*MCTC*	*N/A*	*$100,000*	*Yes*	*$100,000*
TOTAL APPORTIONED	**$200,000**	**REMAINING APPORTIONMENT**	**$0.00**	**CRRSAA**	**FUNDING**	**TOTAL**	**$200,000**		

MPO/RTPA/COUNTY	District	Project Name	Administering Local Agency	County	RTPA	MPO	CRRSAA funding	State Exchange/ SOF Requested (Yes/No)	Total Project Cost
Mono County									
Project 1	*9*	*Long Valley Streets Project*	*Mono County*	*Mono*	*MCLTC*	*N/A*	*$200,000*	*Yes*	*$2,800,000*
TOTAL APPORTIONED	**$200,000**	**REMAINING APPORTIONMENT**	**$0.00**	**CRRSAA**	**FUNDING**	**TOTAL**	**$200,000**		

Gray Italics indicates project approved at previous meeting.
***Project approved at previous meeting and removed by Local Agency is strikethrough – San Joaquin County (Page 18)**

MPO/RTPA/COUNTY	District	Project Name	Administering Local Agency	County	RTPA	MPO	CRRSAA funding	State Exchange/ SOF Requested (Yes/No)	Total Project Cost
Plumas County									
Project 1	*2*	*Operations and Maintenance*	*County of Plumas*	*Plumas*	*PCTC*	*N/A*	*$178,800*	*Yes*	*$7,300,000*
Project 2	*2*	*Operations and Maintenance*	*City of Portola*	*Plumas*	*PCTC*	*N/A*	*$21,200*	*Yes*	*$916,000*
TOTAL APPORTIONED	**$200,000**	**REMAINING APPORTIONMENT**	**$0.00**	**CRRSAA**	**FUNDING**	**TOTAL**	**$200,000**		

MPO/RTPA/COUNTY	District	Project Name	Administering Local Agency	County	RTPA	MPO	CRRSAA funding	State Exchange/ SOF Requested (Yes/No)	Total Project Cost
San Diego County									
Project 1	*11*	*Bayshore Bikeway - Barrio Logan*	*SANDAG*	*San Diego*	*SANDAG*	*SANDAG*	*$9,200,000*	*No*	*$26,947,000*
Project 2	*11*	*Border to Bayshore Bikeway*	*SANDAG*	*San Diego*	*SANDAG*	*SANDAG*	*$1,695,000*	*No*	*$19,858,000*
Project 3	*11*	*Downtown to Imperial Bikeway*	*SANDAG*	*San Diego*	*SANDAG*	*SANDAG*	*$4,100,158*	*No*	*$14,717,000*
TOTAL APPORTIONED	**$14,995,158**	**REMAINING APPORTIONMENT**	**$0.00**	**CRRSAA**	**FUNDING**	**TOTAL**	**$14,995,158**		

MPO/RTPA/COUNTY	District	Project Name	Administering Local Agency	County	RTPA	MPO	CRRSAA funding	State Exchange/ SOF Requested (Yes/No)	Total Project Cost
San Joaquin County (Stockton)									
~~*Project 1*~~	~~*10*~~	~~*California Street Road Diet Project*~~	~~*City of Stockton*~~	~~*San Joaquin*~~	~~*SJCOG*~~		~~*$2,000,000*~~	~~*No*~~	~~*$11,762,009*~~
Project 1	*10*	*Miner Avenue Complete Streets Improvements*	*City of Stockton*	*San Joaquin*	*SJCOG*	*N/A*	*$752,705*	*Yes*	*$15,000,000*
TOTAL APPORTIONED	**$3,300,215**	**REMAINING APPORTIONMENT**	**$2,547,510**	**CRRSAA**	**FUNDING**	**TOTAL**	**$752,705**		

Gray Italics indicates project approved at previous meeting.

***Project approved at previous meeting and removed by Local Agency is strikethrough – San Joaquin County (Page 18)**

MPO/RTPA/COUNTY	District	Project Name	Administering Local Agency	County	RTPA	MPO	CRRSAA funding	State Exchange/ SOF Requested (Yes/No)	Total Project Cost
San Luis Obispo County									
Project 1	*5*	*SR 227 Operational Improvements: Biddle Ranch Rd. & Crestmont Rd.*	*SLOCOG*	*San Luis Obispo*	*SLOCOG*	*N/A*	*$1,301,129*	*Yes*	*$1,301,129*
TOTAL APPORTIONED	**$1,301,129**	**REMAINING APPORTIONMENT**	**$0.00**	**CRRSAA**	**FUNDING**	**TOTAL**	**$1,301,129**		

MPO/RTPA/COUNTY	District	Project Name	Administering Local Agency	County	RTPA	MPO	CRRSAA funding	State Exchange/ SOF Requested (Yes/No)	Total Project Cost
Santa Barbara County									
Project 1	*5*	*Santa Barbara U.S. 101 Multi-modal corridor Project – Segment 4D North*	*SBCAG*	*Santa Barbara*	*SBCAG*	*SBCAG*	*$2,045,498*	*No*	*$14,174,000*
TOTAL APPORTIONED	**$2,045,498**	**REMAINING APPORTIONMENT**	**$0.00**	**CRRSAA**	**FUNDING**	**TOTAL**	**$2,045,498**		

MPO/RTPA/COUNTY	District	Project Name	Administering Local Agency	County	RTPA	MPO	CRRSAA funding	State Exchange/ SOF Requested (Yes/No)	Total Project Cost
Shasta County									
Project 1	*2*	*Fix Cascade Gateway (F5CG)*	*Caltrans*	*Shasta*	*SRTA*	*SRTA*	*$500,000*	*Yes*	*$90,000,000*
Project 2	*2*	*SRTA On-Call Engineering Consultant*	*SRTA*	*Shasta*	*SRTA*	*SRTA*	*$355,186*	*Yes*	*$355,186*
TOTAL APPORTIONED	**$855,186**	**REMAINING APPORTIONMENT**	**$0.00**	**CRRSAA**	**FUNDING**	**TOTAL**	**$855,186**		

Gray Italics indicates project approved at previous meeting.

***Project approved at previous meeting and removed by Local Agency is strikethrough – San Joaquin County (Page 18)**

MPO/RTPA/COUNTY	District	Project Name	Administering Local Agency	County	RTPA	MPO	CRRSAA funding	State Exchange/ SOF Requested (Yes/No)	Total Project Cost
Sierra County									
Project 1	*3*	*Exchange*	*Sierra County*	*Sierra*	*SCTC*	*N/A*	*$200,000*	*Yes*	*$396,812*
TOTAL APPORTIONED	**$200,000**	**REMAINING APPORTIONMENT**	**$0.00**	**CRRSAA**	**FUNDING**	**TOTAL**	**$200,000**		

MPO/RTPA/COUNTY	District	Project Name	Administering Local Agency	County	RTPA	MPO	CRRSAA funding	State Exchange/ SOF Requested (Yes/No)	Total Project Cost
Siskiyou County									
Project 1	*2*	*Rehab Roadway Entire Length - Horn Street*	*City of Fort Jones*	*Siskiyou*	*SCLTC*	*N/A*	*$86,000*	*Yes*	*$86,000*
Project 2	*2*	*Rehab Roadway - 6th Street*	*City of Montague*	*Siskiyou*	*SCLTC*	*N/A*	*$87,000*	*Yes*	*$87,000*
Project 3	*2*	*Rehab Roadway – C Street*	*City of Tulelake*	*Siskiyou*	*SCLTC*	*N/A*	*$43,664*	*Yes*	*$85,000*
TOTAL APPORTIONED	**$216,664**	**REMAINING APPORTIONMENT**	**$0.00**	**CRRSAA**	**FUNDING**	**TOTAL**	**$216,664**		

MPO/RTPA/COUNTY	District	Project Name	Administering Local Agency	County	RTPA	MPO	CRRSAA funding	State Exchange/ SOF Requested (Yes/No)	Total Project Cost
Tehama County									
Project 1	*2*	*Tehama County CRRSAA Road Repair*	*Tehama County*	*Tehama*	*TCTC*	*N/A*	*$183,745*	*Yes*	*$7,700,000*
Project 2	*2*	*City of Corning CRRSAA Road Repair*	*City of Corning*	*Tehama*	*TCTC*	*N/A*	*$34,686*	*Yes*	*$450,000*
Project 3	*2*	*City of Red Bluff CRRSAA Road Repair*	*City of Red Bluff*	*Tehama*	*TCTC*	*N/A*	*$62,809*	*Yes*	*$3,500,000*
Project 4	*2*	*City of Tehama CRRSAA Road Repair*	*City of Tehama*	*Tehama*	*TCTC*	*N/A*	*$25,000*	*Yes*	*$175,000*
TOTAL APPORTIONED	**$306,240**	**REMAINING APPORTIONMENT**	**$0.00**	**CRRSAA**	**FUNDING**	**TOTAL**	**$306,240**		

Gray Italics indicates project approved at previous meeting.

***Project approved at previous meeting and removed by Local Agency is strikethrough – San Joaquin County (Page 18)**

MPO/RTPA/COUNTY	District	Project Name	Administering Local Agency	County	RTPA	MPO	CRRSAA funding	State Exchange/ SOF Requested (Yes/No)	Total Project Cost
Trinity County									
Project 1	*2*	*CFLHD – Ruth Zenia and Van Duzen Road CA FLAP TRI CR502(1) & 511(1)*	*Trinity County*	*Trinity*	*TCTC*	*N/A*	*$200,000*	*No*	*$10,330,000*
TOTAL APPORTIONED	**$200,000**	**REMAINING APPORTIONMENT**	**$0.00**	**CRRSAA**	**FUNDING**	**TOTAL**	**$200,000**		

MPO/RTPA/COUNTY	District	Project Name	Administering Local Agency	County	RTPA	MPO	CRRSAA funding	State Exchange/ SOF Requested (Yes/No)	Total Project Cost
Tulare County									
Project 1	*6*	*SR-99 Delano to Pixley 6 lanes*	*Tulare County*	*Tulare*	*TCAG*	*TCAG*	*$1,028,000*	*No*	*$103,335,000*
Project 2	*6*	*SR-99 Caldwell Ave Interchange*	*Tulare County*	*Tulare*	*TCAG*	*TCAG*	*$1,121,022*	*No*	*$54,600,000*
TOTAL APPORTIONED	**$2,149,022**	**REMAINING APPORTIONMENT**	**$0.00**	**CRRSAA**	**FUNDING**	**TOTAL**	**$2,149,022**		

MPO/RTPA/COUNTY	District	Project Name	Administering Local Agency	County	RTPA	MPO	CRRSAA funding	State Exchange/ SOF Requested (Yes/No)	Total Project Cost
Tuolumne County									
Project 1	*10*	*Intersection Improvements on Parrots Ferry Road and SR49 Project*	*Tuolumne County*	*Tuolumne*	*TCTC*		*$267,163*	*No*	*$2,231,784*
TOTAL APPORTIONED	**$267,163**	**REMAINING APPORTIONMENT**	**$0.00**	**CRRSAA**	**FUNDING**	**TOTAL**	**$267,163**		

Gray Italics indicates project approved at previous meeting.

***Project approved at previous meeting and removed by Local Agency is strikethrough – San Joaquin County (Page 18)**

CITY OF SANTA PAULA
MEMORANDUM

To: Honorable Mayor and Members of the City Council

From: Jonathan Royas, Management Analyst

Subject: PUBLIC HEARING AND INTRODUCTION OF ORDINANCE NO. 1327, ADDING SECTION 30.07 TO CHAPTER 30 OF TITLE III OF THE SANTA PAULA MUNICIPAL CODE ESTABLISHING BY-DISTRICT ELECTIONS, DEFINING DISTRICT BOUNDARIES, AND SCHEDULING ELECTIONS WITHIN THE DISTRICTS; AND CONSIDERATION OF CITYWIDE GOVERNANCE POLICY

Date: March 1, 2023

Agenda Item: 11.A

RECOMMENDATION:

Staff recommends the City Council:

1. Introduce and waive first reading of Ordinance No. 1327, entitled "AN ORDINANCE OF THE CITY COUNCIL OF THE CITY OF SANTA PAULA, CALIFORNIA, ADDING SECTION 30.07 TO CHAPTER 30 OF TITLE III OF THE SANTA PAULA MUNICIPAL CODE ESTABLISHING BY-DISTRICT ELECTIONS, DEFINING DISTRICT BOUNDARIES, AND SCHEDULING ELECTIONS WITHIN THE DISTRICTS";
2. Conduct a public hearing to consider adopting the proposed Ordinance at the City Council's regular meeting;
3. Direct the City Clerk to publish a summary of the proposed Ordinance five (5) days before the meeting it is to be adopted and 15 days thereafter; and
4. Review and provide feedback to staff on a possible Citywide Governance Policy Resolution.

Presented by: Jonathan Royas, Management Analyst

BACKGROUND:

On February 22, 2022, the City received a letter from attorney Jason Dominguez on behalf of "a large segment of the population and on behalf of Laura Espinosa" demanding an end to the at-large Council election system.

In response to that letter, on April 6, 2022, the City Council discussed its options and unanimously adopted Resolution No. 7393, indicating its intent to change the election system from at-large to by-district elections. Given the litigation risk and associated financial impact on the City, the City Council directed staff to move the districting process forward. An in-depth review of Council's selected course of action was presented and shared with the public on February 15, 2023 during a presentation entitled, *"Why Districting? A Presentation on the*

Districting Process in Santa Paula, CA."

On May 4, 2022, Council provided staff direction to work with the City's existing public relations firm and to utilize our contract with BB&K law firm to select a qualified demographer. Through that process, National Demographics Corporation (NDC) was selected.

As required by Elections Code Section 10010, the City was required to hold at least two (2) public hearings and a community workshop prior to the release of draft maps of Council election districts, followed by a community workshop and two additional Council hearings to solicit public input regarding the content of the draft maps and the proposed sequence of elections.

On August 3, 2022, Council held its first public hearing whereby Dr. Daniel Phillips, from NDC, shared with Council and the public a presentation on the districting process to solicit input on the neighborhoods and communities of interest in the City.

On August 17, 2022, Council held its second public hearing whereby Council received an updated presentation from staff and NDC regarding the process for developing options for City Council voting districts; provided staff and NDC direction regarding any optional criteria Council wanted to consider in the development of voting district options; and conducted a public hearing to receive public input on district boundaries.

Community Outreach

The City and consultant team of NDC and Tripepi Smith kicked off the districting process the week of June 3, 2022 with the website *www.drawsantapaula.org* going live and outreach coordination initiated. Additionally, the email *districting@spcity.org* was also set up to begin receiving communications from the public in one central location. As a result, the City leveraged a full array of outreach platforms to connect with the public.

To date, the City has reached the community through the following:

- Email and/or phone contact with nearly 120 community leaders, organizations, residents and media contacts to proactively outreach to key stakeholders with districting related information.
- Rollout of the districting website, *DrawSantaPaula.org*, where extensive resources are available for the public to learn about the districting process, access all meeting materials and meeting information, draw maps based upon their understanding of communities of interest and submit them for consideration by City Council.
- Distribution of an online neighborhood survey to develop a list of neighborhoods and “communities of interest" – *DrawSantaPaula.org/Neighborhood-Survey.*
- 33 social media posts in English and Spanish published across Facebook, Instagram, Twitter and Nextdoor from July 1, 2022 – February 7, 2023.
- Six flyers in English and Spanish to promote community meetings.
- Four press releases in English and Spanish distributed to the City’s media contacts.
- Six Channel 10 advertisements to promote upcoming community meetings.
- Four community meetings to discuss the districting process and gather public input on neighborhoods and "communities of interest."
- Publication of a mapping tool in English and Spanish in the Santa Paula Times to solicit draft maps.

It is important to note all materials, social media posts, community workshops, and activities related to the Districting process were conducted in both English and Spanish to maximize our public engagement.

In addition, the City hosted four community workshops to educate and engage the community on the Districting process and demonstrate how to use the map drawing tools provided by the consultant team. Below are the details of the four workshops.

September 14, 2022 @ 6:00PM
Santa Paula Cultural Arts Building @ The Santa Paula Community Center
530 W Main Street, Santa Paula, CA 93060

October 6, 2022 @ 6:00PM

Recorded Virtual Community Workshop via Zoom is available at www.drawsantapaula.org

December 1, 2022 @ 6:00PM
Church of Guadalupe
427 N Oak Street, Santa Paula, CA 93060

January 21, 2023 @ 10:00AM
Santa Paula Youth Center
431 N 13th St., Santa Paula, CA 93060

Public Hearings

In accordance with the FAIR MAPS Act, City Council has held four public hearings to inform the public about the districting process and to hear from the community on what factors should be taken into consideration when creating City Council district boundaries.

During the January 18, 2023 public hearing, City Council reviewed and discussed draft maps of proposed districts which were submitted by members of the community. After receiving public testimony, the Council narrowed the list of draft maps under consideration from fourteen (14) to six (6) focus maps, those being Maps 101, 102, 104, 105, 108, and 113. In addition, Council provided feedback and direction to staff and NDC to make modifications to Map 113 and create a new map, Map 115, based on input that evening.

On February 15, 2023, City Council held a fourth public hearing whereby Council reviewed and discussed draft focus maps of proposed districts. The City and NDC accepted additional draft maps from the public for this fourth public hearing up until February 1, 2023. Prior to the February 1, 2023 deadline, a total of four (4) draft maps (Maps 116, 117, 118 and 119) were submitted by the public. After careful review and analysis by NDC, three (3) of the submitted draft maps (Maps 117, 118 and 119) met the requirements of the California Voting Rights Act (CVRA) and one (1) map, Map 116, did not as it was not a contiguous map. As a result, ten (10) maps met the requirements of the CVRA and were provided to Council for consideration. Each of the proposed maps were also posted on the City's Districting webpage (www.drawsantapaula.org) for public access and review.

At the February 15, 2023, public hearing, City Council heard testimony from the public, weighed in on a final map selection, provided their preferred election sequence years for each district, and directed staff to prepare the attached ordinance establishing five districts for

election of five City Councilmembers to be implemented in November, 2024, utilizing Map 119 (Exhibit A).

ANALYSIS:

The community was encouraged to submit proposed maps for the January 18, 2023 public hearing for Council's initial consideration and discussion, which included maps and feedback on "communities of interest." After that third public hearing, the community was encouraged once again to submit draft maps for Council's consideration by February 1, 2023 at 6:30pm. Lastly, on February 15, 2023 (the fourth public hearing), members of the community provided public comment to Council on their preferred maps.

State and Federally Mandated Map Criteria

The City must ensure compliance with the following state and federally-mandated criteria:

Federal

- Each district shall contain a nearly equal population.
- Each district shall be drawn in a manner that complies with the Federal Voting Rights Act.
- Each district shall not be drawn with race as the predominant factor in violation of the principles established by the U.S. Supreme Court in *Shaw v. Reno*, 509 U.S. 630 (1993), and its progeny.

State

- Each district shall be contiguous.
- Each district should avoid dividing neighborhoods and communities of interest.
- Each district should be bordered by easily identifiable boundaries such as major roads or rivers. Each district should be compact.
- Districts shall not be drawn to favor or disfavor a political party.

Final City Council District Map

At the fourth public hearing on February 15, 2023, by a 3-2 vote, the City Council agreed to approve Map 119 (Exhibit A), providing for five (5) districts. Council also agreed that the elections for Districts 1 and 5 will occur at the general municipal election in November of 2024 and the election for Districts 2, 3, and 4 will occur at the general municipal election of 2026.

The City Council has legally received sufficient public input through the above referenced process. The next step to effectuate the change from at-large to by-district elections is to introduce the attached ordinance (Exhibit A).

The proposed Council district map was prepared in accordance with all applicable law, including provisions of the California Voting Rights Act, the Federal Voting Rights Act and Santa Paula City Council Resolution No. 7393, indicating its intent to change the election system from at-large to by-district elections.

Consideration of a City-wide Governance Policy

Throughout the districting process, staff researched several other cities who have gone through the transition from at-large elections to by-district elections to gather pertinent information which might be relevant to Santa Paula. During that research, staff came across several cities who upon adoption of a change to by-district elections, introduced a resolution related to city-wide governance matters associated with the transition. Below, staff has provided key statements from those cities' city-wide governance policies.

- "Regardless of Districts, the City Council will govern for the entire Santa Paula community."
- "Council recognizes that our administrative structure and service delivery systems, data, and programs are structure based on a citywide governance structure."
- "Council will govern for the whole City, not by Council District...we value our citywide framework."
- "Maintain a citywide perspective, while being mindful of our districts."

As an example, staff has taken the liberty to prepare and provide a draft policy based upon research. Exhibit B is provided as a draft resolution establishing a city-wide governance policy for elected officials. Should Council wish to pursue such a resolution, staff could receive feedback this evening and return during the second reading and final adoption of Ordinance No. 1327 with a finalized resolution. Doing so would honor the change to district-based elections while also recognizing a commitment to governing the entire city in a fair and equitable manner.

STRATEGIC PLAN:

This item is not a goal or objective within City Council's two-year Strategic Plan.

FISCAL IMPACTS:

The City is spending approximately $100,000 on the two consulting firms assisting the City with this highly specialized districting process. On May 4, 2022, Council set aside $50,000 for anticipated expenses. Staff will be coming to Council with a mid-year budget adjustment request for an additional $50,000 to complete the districting process.

OPTIONS:

In addition to Staff's recommendation, City Council has the following options available for consideration:

1. The City Council may choose to not adopt the ordinance and maintain its current at-large election system. This is not recommended unless Council is prepared to defend any potential action filed pursuant to the CVRA. As shared with Council during this process, to date, no jurisdiction has prevailed on the merits of a CVRA action and fees and costs associated with litigation generally exceed $2 million; or

2. Take other action related to this item.

ATTACHMENTS:

Exhibit A - Ordinance No. 1327.pdf

Exhibit B - Citywide Governance Policy Draft.pdf

EXHIBIT A - ORDINANCE NO. 1327

ORDINANCE NO. 1327

AN ORDINANCE OF THE CITY COUNCIL OF THE CITY OF SANTA PAULA, CALIFORNIA, ADDING SECTION 30.07 TO CHAPTER 30 OF TITLE III OF THE SANTA PAULA MUNICIPAL CODE ESTABLISHING BY-DISTRICT ELECTIONS, DEFINING DISTRICT BOUNDARIES, AND SCHEDULING ELECTIONS WITHIN THE DISTRICTS

WHEREAS, the City of Santa Paula currently elects five Councilmembers using an at-large election system; and

WHEREAS, the City received a letter on February 22, 2022, from attorney Jason Dominguez on behalf of "a large segment of the population and on behalf of Laura Espinosa", alleging non-compliance with the California Voting Rights Act ("CVRA") and threatening litigation if the City declines to voluntarily change to a district-based election system for electing councilmembers; and

WHEREAS, in response to the demand letter the City Council has determined that it is in the best interest of the City to shift from its current at-large election system to a by-district election system; and

WHEREAS, on April 6, 2022, the City Council at a regular meeting adopted Resolution No. 7393, a resolution declaring the City's intention to transition from at-large to district-based elections pursuant to Elections Code Section 10010; and

WHEREAS, California Government Code section 34886 permits the City Council to change the City's method of election by ordinance, with certain formalities, to a "by-district" system in which each Councilmember is elected only by the voters in the district in which the candidate resides; and

WHEREAS, pursuant to California Government Code section 34886, it is declared that the purpose of the change in the method of electing members of the City Council made by this Ordinance is to implement the guarantees of Section 7 of Article I (Equal Protection) and of Section 2 of Article II (Right to Vote) of the California Constitution, as set forth in Sections 14025 through 14032 of the California Elections Code; and

WHEREAS, the City engaged an expert demographic consultant to assist the City with the process of analyzing the City's population, developing draft maps, and gathering input from residents on the possible maps; and

WHEREAS, in accordance with Elections Code section 10010, and in the interest of engaging the public in the shift to by-district elections, the City Council held two public hearings on August 3 and August 17, 2022 and three community workshops on September 14, October 6, and December 1, 2022 to obtain input on any proposed district boundaries; and

WHEREAS, on January 11, 2023, the City's demographer made available for

public review on the City's districting website ten (10) draft maps submitted by the public and four (4) draft maps prepared by the demographer based on public input from past meetings; and

WHEREAS, on January 18, 2023, the City Council held a public hearing at which the public was invited to provide input regarding the content of the draft maps and the sequence of elections; and

WHEREAS, throughout the foregoing process, the City engaged in a significant amount of public outreach and engagement beyond the public hearings and other procedures required by California Elections Code Section 10010, including but not limited to hosting four community workshop meetings, creating a dedicated district elections web page and a social media outreach approach. Additional outreach included email or phone contact with nearly 120 community leaders, organizations, residents and media contacts, several press releases, which were featured in the Santa Paula Times, advertisements on Spectrum Channel 10, emails to website districting subscribers, and process flyers posted to the website; and

WHEREAS, at its March 1, 2023 regular meeting, and the fifth public hearing, the City Council introduced, read by title, and waived further reading of this Ordinance; and

WHEREAS, the City Council considered all oral and written information, testimony, and comments received during the public review process. All draft maps were published more than seven days before the public hearing at which they were discussed; and

WHEREAS, the purpose of this Ordinance is to enact, pursuant to California Government Code section 34886, an ordinance providing for the election of Santa Paula City Councilmembers by district in five single-member districts as reflected in Exhibit A to this Ordinance.

NOW, THEREFORE, THE CITY COUNCIL OF THE CITY OF SANTA PAULA DOES ORDAIN AS FOLLOWS:

SECTION 1. Incorporation of Recitals. The above recitals are true and correct and are incorporated herein by this reference.

SECTION 2. By-District Elections. Section 30.07 is hereby added to Chapter 30 of Title III of the Santa Paula Municipal Code to read as follows:

"**§ 30.07 – By-District Elections.**

(A) By-District Elections. Pursuant to California Government Code section 34886, members of the City Council shall be elected by-district in five (5) single-member districts.

1. Councilmembers shall be elected in the electoral districts established by subdivision B of this Section and subsequently reapportioned as provided by State law. Elections shall take

place “by district” as that term is defined in California Government Code section 34871, meaning one Councilmember shall be elected from each district, by the voters of that district alone.

2. A Councilmember elected or appointed to represent a district must reside in that district and be a registered voter in that district, and any candidate for City Council must reside in, and be a registered voter in, the district in which he or she seeks election at the time nomination papers are issued.

3. Termination of residency in a district by a Councilmember shall create a vacancy for that City Council district unless a substitute residence within the district is immediately declared and established within thirty (30) days after the termination of residency.

4. Notwithstanding any other provision of this Section, the Councilmembers in office at the time this Section takes effect shall continue in office until the expiration of the term to which he or she was elected. In the event a vacancy occurs before the expiration of the term of a Councilmember in office at the time this Section takes effect, a person who is appointed or elected by special election to fill such vacancy may reside anywhere within the corporate boundaries of the City. A person appointed or elected to fill such a vacancy shall hold the office in accordance with general law and applicable provisions of the Santa Paula Municipal Code.

(B) Council Districts and District Elections. All five Councilmembers shall be elected on a “by-district” basis from the Council districts shown and numbered on the map titled ‘**City of Santa Paula District Map**’ attached as Exhibit A, a copy of which shall be on file in the City Clerk’s office. In 2024, and every four years thereafter, the following two Council districts shall be elected by-district: District 1 and District 5. In 2026, and every four years thereafter, the following three Council districts shall be elected by-district: District 2; District 3; and District 4.

(C) Amendment of District Boundaries. Pursuant to Elections Code section 21601, as it may be amended from time to time, the Council shall adjust the boundaries of any or all of the districts following each decennial federal census to ensure that the districts are in compliance with all applicable provisions of law.”

SECTION 3. CEQA. Based upon the whole of the administrative record before it, the City Council hereby finds that a transition from at-large to by-district elections is

exempt from environmental review under the California Environmental Quality Act ("CEQA") (Pub. Resources Code, § 21000 et seq.) pursuant to State CEQA Guidelines (Cal. Code Regs., tit. 14, § 15000 et seq.) sections 15061(b)(3), 15320, and 15378(b)(3). Adoption of this Ordinance is an organizational and administrative activity of the City, does not have the potential to result in either a direct or reasonably foreseeable indirect physical change in the environment, and is therefore not a project for purposes of CEQA. (State CEQA Guidelines, §§ 15061(b)(3); 15378(b)(5).) In the event adoption of this Ordinance does constitute a project, it is categorically exempt under the Class 20 (Changes in the Organization of Local Governments) categorical exemption. (State CEQA Guidelines, § 15320.) Further, none of the exceptions to the exemptions found in State CEQA Guidelines section 15300.2 apply. Staff is hereby directed to prepare, execute and file with the Ventura County Clerk a CEQA Notice of Exemption within five (5) working days of the adoption of this Ordinance.

SECTION 4. **Severability**. If any provision of this Ordinance or the application thereof to any person or circumstance is held invalid, such invalidity shall not affect other provisions or applications, and to this end the provisions of this Ordinance are declared to be severable.

SECTION 5. **Effective Date**. This Ordinance shall become effective thirty (30) days following its adoption.

SECTION 6. Publication. The City Clerk shall certify to the adoption of this Ordinance and shall cause a summary of the same to be published in a newspaper of general circulation and then be published and circulated in the City of Santa Paula within fifteen (15) days following its adoption, pursuant to Government Code § 36933.

PASSED, APPROVED AND ADOPTED this 15th day of March, 2023 by the following vote:

AYES:
NOES:
ABSENT:
ABSTAIN:

_____
Andy Sobel
Mayor

ATTEST:

_____
Julie Latshaw
City Clerk

APPROVED AS TO FORM:

_____
Monica Castillo
Interim City Attorney

CERTIFICATION

STATE OF CALIFORNIA)
COUNTY OF VENTURA) ss
CITY OF SANTA PAULA)

I, Julie Latshaw, City Clerk, hereby certify that the attached is a true copy of Ordinance No. 1327, introduced by the City Council of the City of Santa Paula, California, at a City Council meeting held the 1st day of March, 2023. Ordinance No. 1327 was passed, approved and adopted at a regular City Council meeting held at the 15th day of March, 2023.

WITNESS my hand and official seal of the City of Santa Paula this ___ day of _____, 2023.

_____
Julie Latshaw
City Clerk

EXHIBIT A

[MAP ATTACHED BEHIND THIS PAGE]

City of Santa Paula Districting 2023

Map 119

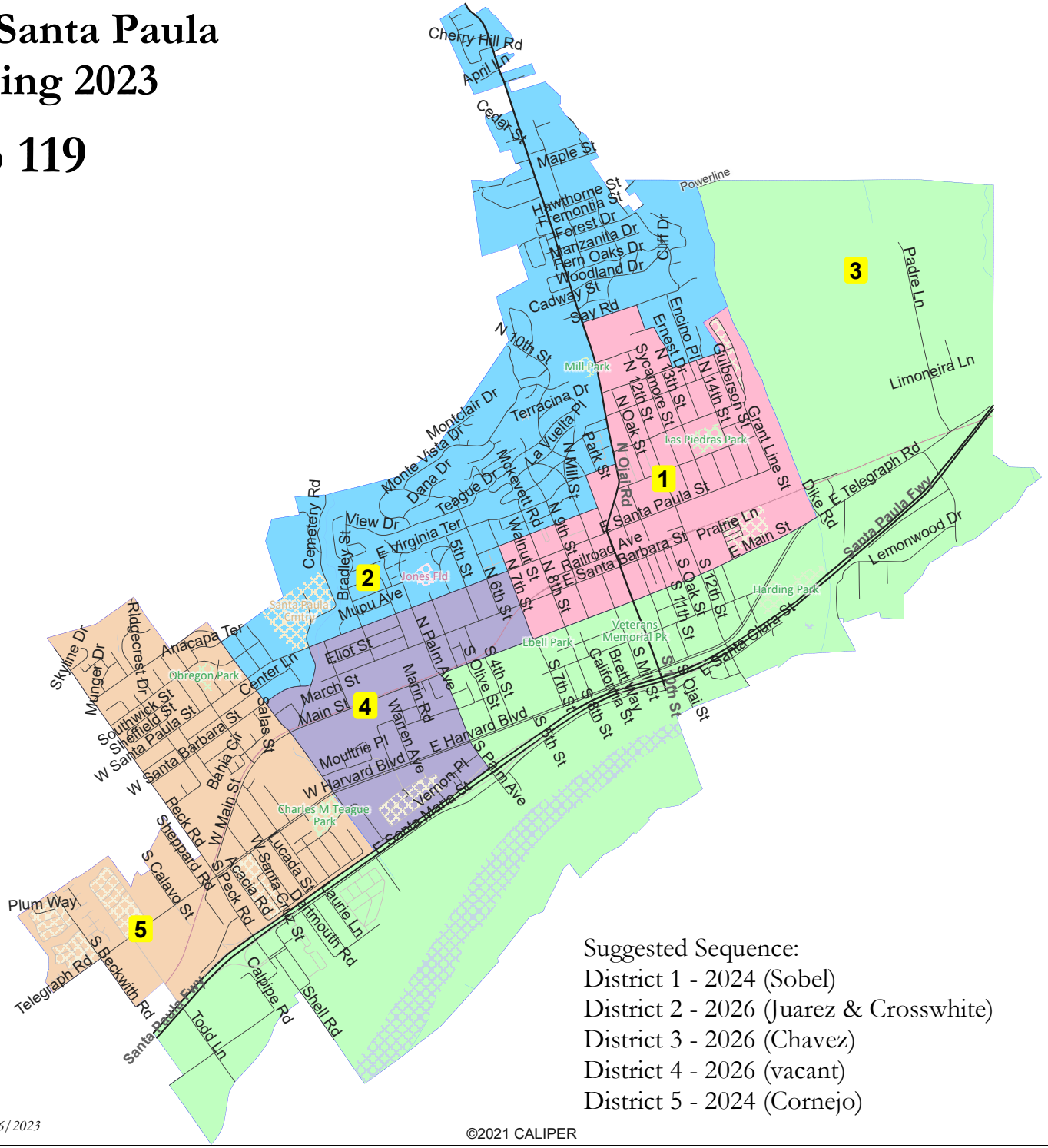

Suggested Sequence:
District 1 - 2024 (Sobel)
District 2 - 2026 (Juarez & Crosswhite)
District 3 - 2026 (Chavez)
District 4 - 2026 (vacant)
District 5 - 2024 (Cornejo)

Map layers
- Map 119
- Landmark Area
- Pipeline Powerline
- Railroad
- River
- Streets
- Water Area

Map Produced by NDC, 2/6/2023

©2021 CALIPER

Map 119							
District		1	2	3	4	5	Total
	Total Pop	6,090	6,333	5,798	6,322	6,229	30,772
	Deviation from ideal	-64	179	-356	168	75	535
	% Deviation	-1.04%	2.91%	-5.78%	2.73%	1.22%	8.69%
Total Pop	% Hisp	89.5%	63%	87%	89%	81%	82%
	% NH White	9%	32%	11%	9%	16%	15%
	% NH Black	0%	1%	0%	0%	0%	0%
	% Asian-American	0%	2%	1%	1%	1%	1%
Citizen Voting Age Pop	Total	2,558	3,685	2,670	2,985	4,127	16,024
	% Hisp	87%	55%	66%	79%	76%	72%
	% NH White	12%	43%	30%	18%	21%	25%
	% NH Black	1%	0%	1%	0%	0%	0%
	% Asian/Pac.Isl.	1%	3%	2%	1%	1%	2%
Voter Registration (Nov 2020)	Total	2,411	3,932	2,332	2,260	3,366	14,301
	% Latino est.	82%	53%	76%	83%	77%	72%
	% Spanish-Surnamed	76%	49%	70%	76%	70%	66%
	% Asian-Surnamed	0%	1%	1%	1%	1%	1%
	% Filipino-Surnamed	1%	1%	1%	1%	1%	1%
	% NH White est.	18%	49%	26%	22%	28%	31%
	% NH Black	1%	0%	1%	0%	0%	0%
Voter Turnout (Nov 2020)	Total	1,747	3,311	1,779	1,700	2,678	11,215
	% Latino est.	80%	51%	73%	81%	74%	69%
	% Spanish-Surnamed	74%	47%	67%	75%	67%	63%
	% Asian-Surnamed	0%	1%	1%	0%	1%	1%
	% Filipino-Surnamed	1%	1%	1%	1%	1%	1%
	% NH White est.	21%	50%	29%	23%	31%	34%
	% NH Black	1%	0%	1%	0%	0%	0%
Voter Turnout (Nov 2018)	Total	1,099	2,444	1,006	1,063	1,798	7,410
	% Latino est.	74%	45%	71%	76%	68%	63%
	% Spanish-Surnamed	70%	41%	66%	70%	63%	58%
	% Asian-Surnamed	0%	0%	0%	0%	1%	0%
	% Filipino-Surnamed	1%	1%	0%	1%	0%	1%
	% NH White est.	25%	56%	30%	28%	36%	39%
	% NH Black est.	1%	0%	1%	0%	0%	0%
ACS Pop. Est.	Total	6,035	5,969	5,840	6,571	6,125	30,540
Age	age0-19	36%	33%	29%	37%	24%	32%
	age20-60	48%	47%	52%	53%	55%	51%
	age60plus	16%	20%	19%	9%	21%	17%
Immigration	immigrants	32%	24%	31%	29%	23%	28%
	naturalized	32%	42%	21%	26%	45%	32%
Language spoken at home	english	29%	50%	34%	31%	36%	36%
	spanish	70%	48%	65%	69%	62%	63%
	asian-lang	0%	0%	0%	0%	1%	0%
	other lang	0%	1%	0%	1%	1%	1%
Language Fluency	Speaks Eng. "Less than Very Well"	32%	18%	34%	31%	21%	27%
Education (among those age 25+)	hs-grad	51%	49%	47%	50%	57%	51%
	bachelor	7%	15%	5%	7%	10%	9%
	graduatedegree	2%	13%	3%	3%	5%	5%
Child in Household	child-under18	47%	35%	36%	50%	33%	40%
Pct of Pop. Age 16+	employed	59%	55%	55%	58%	63%	58%
Household Income	income 0-25k	27%	16%	15%	26%	9%	18%
	income 25-50k	27%	11%	32%	28%	18%	23%
	income 50-75k	18%	23%	19%	16%	26%	20%
	income 75-200k	27%	37%	33%	29%	44%	34%
	income 200k-plus	2%	13%	1%	0%	3%	4%
Housing Stats	single family	78%	92%	71%	50%	91%	77%
	multi-family	22%	8%	29%	50%	9%	23%
	rented	57%	26%	61%	66%	33%	48%
	owned	43%	74%	39%	34%	67%	52%

Total population data from the 2020 Decennial Census.

Surname-based Voter Registration and Turnout data from the California Statewide Database.

Latino voter registration and turnout data are Spanish-surname counts adjusted using Census Population Department undercount estimates. NH White and NH Black registration and turnout counts estimated by NDC. Citizen Voting Age Pop., Age, Immigration, and other demographics from the 2016-2020 American Community Survey and Special Tabulation 5-year data.

EXHIBIT B - CITYWIDE GOVERNANCE POLICY DRAFT

RESOLUTION NO. _____

A RESOLUTION OF THE CITY OF SANTA PAULA APPROVING AND ESTABLISHING A CITYWIDE GOVERNANCE POLICY FOR ELECTED OFFICIALS

The City Council for the City of Santa Paula does resolve as follows:

WHEREAS, on the City Council adopted Ordinance No. 944, establishing that future City Council elections will be held by district, and

WHEREAS, on the City Council affirmed its commitment to citywide governance, regardless of the method by which City Council members are elected, and directed staff to bring forward a citywide governance policy; and

WHEREAS, governing citywide allows for the continuation of accessible customer service, the most effective use of taxpayer resources, and consistency in city services; and

WHEREAS, all members of the City Council will continue to serve all of the people of Santa Paula.

NOW, THEREFORE, BE IT RESOLVED by the City Council of the City of Santa Paula, California, that:

1. The City Council will govern on a citywide basis and ensure decisions are made based on the needs and interests of the entire community; and

2. The City Council wishes to remain united in its customer service to the community and providing excellent quality of life for all; and

3. All members of the City Council will help all members of the community regardless of which district residents reside in or from which districts the City Council members are elected; and

4. Professional management in a strong City Manager/City Council form of government will continue; and

5. Commissions and board appointments will continue to be made at large, with each Councilmember able to nominate appointees from anywhere in the City irrespective of election districts; and

6. Information necessary for the City Council to govern on a citywide basis will be shared with all City Councilmembers; and

7. Resources will continue to be allocated based on long-term strategic planning efforts, with citywide considerations of service levels and financial capacity; and

8. Current practices of inviting all Councilmembers to events and activities will remain in effect; and

9. The City Council will follow the current practice of the Mayor speaking at events on behalf of the City Council and if not available the vice Mayor or other Councilmembers who are available will speak on behalf of the City Council; and

10. Financial, operational, project, and other information will be presented on a citywide basis and not segregated by election district; and

11. City Council fiscal management, best practices, and city systems will continue to reflect services provided to all residents citywide; and

12. City Council members upon election, re-election, or appointment, will certify, in writing, their receipt and understanding of this Citywide Governance Policy.

PASSED, ADOPTED, and APPROVED this day of March 2023. .

_____
Andy Sobel, Mayor

ATTEST:

_____
Julie Latshaw, City Clerk

APPROVED AS TO FORM:

_____
Monica Castillo, Interim City Attorney

APPROVED AS TO CONTENT:

_____
Dan Singer, City Manager

CITY OF SANTA PAULA
MEMORANDUM

To: Honorable Mayor and Members of the City Council

From: Donald Aguilar, Interim Police Chief

Subject: EXPENDITURE PLAN FOR THE FY 22/23 SUPPLEMENTAL LAW ENFORCEMENT SERVICES ACCOUNT

Date: March 1, 2023

Agenda Item: 11.B

RECOMMENDATION:

Staff recommends that the City Council approve the recommended Expenditure Plan appropriating the Supplemental Law Enforcement Services Account (SLESA) funds for the FY 2022-2023 allocation and authorize the City Manager to execute any documents necessary to accept the funding.

Presented by: Interim Police Chief Don Aguilar

BACKGROUND:

A Supplemental Law Enforcement Services Account (SLESA) has been established in each county of the state for the purpose of overseeing and allocating funding being provided by the State of California's Citizens Options for Public Safety (Cal-COPS) Program. Cal-COPS funds are used for funding “frontline law enforcement services.” The total state funding from the program allots a certain percentage for “city funding.” City funding allocations are distributed based on population estimates provided by Chapter 353 of the Budget Act for the particular year of funding.

In accordance with Government Code Section 30061 and 30063, the City Council shall approve the appropriation of the anticipated funding by approving a written request in the form of an “Expenditure Plan.” (See Exhibit A.) The County of Ventura Sheriff's Office is designated as the Supplemental Law Enforcement Oversight Committee and must certify receipt and approval of the City's “Expenditure Plan” prior to submitting it to the County Board of Supervisors for review and approval. Upon the Board’s approval, the County Auditor/Controller is authorized to release the funding.

ANALYSIS:

Approving the Expenditure Plan will provide a revenue source for the purchase of the following equipment:

- Tactical Triage Kits/Training Kits
- Social Media marketing banners
- Flock safety License Plate Reader (LPR) fixed location cameras
- LPR Mobile message board
- Facility Surveillance Software and technology upgrades for police station

The Expenditure Plan will also provide funding for the following programs:

- Police Explorer Post

STRATEGIC PLAN:

FISCAL IMPACTS:

Approval of the expenditure plan will result in revenue to the Police Department of $100,000.00 which will be used as described above. While funds have already been allocated in the FY 2022/23 budget, the fund also has an existing fund balance due to prior year staffing vacancies that the Council may allocate in addition to the existing funds. Staff may return at a later date to request an increase in expense allocation in order to fully utilize the fund balance and update this fiscal year's expenditure plan accordingly.

OPTIONS:

As an alternative to Staff's recommendation, the City Council may take one of the following alternative actions:

1. Do not approve the proposed Expenditure Plan.
2. Direct staff to modify the proposed Expenditure Plan.
3. Give other direction to staff as desirable.

ATTACHMENTS:

Exhibit A - COPS 22-23 Expenditure Plan.xlsx
Notice of Publication.pdf

Supplemental Law Enforcement Standardized Forms

Expenditure Plan
FY 2022-2023

City Name: City of Santa Paula - Santa Paula Police

Beginning Fund Balance	100,000.00
Prior Year Allocation/Adjustment	
Current Year Allocation	
Total Allocation	100,000.00

EXPENDITURE PLANNED

Salaries and Benefits	
Services and Supplies	
Equipment	100,000.00
Administrative Overhead	
Total Expenditure Planned	100,000.00

Date approved by the City Council: _____

The City Manager hereby certifies that the Supplemental Law Enforcement Services Plan was submitted to the City Council and approved as listed.

_____ _____
City Manager Signature Date

Please provide the name of a contact person if there are any questions:

Police Chief Don Aguilar (805) 525-4474 02/21/23
Name Date

FY 2021-2022 City Expenditure Plan Form

PROOF OF PUBLICATION
(2015.5 C.C.P.)
CASE NO. CIV143781

STATE OF CALIFORNIA
COUNTY OF VENTURA
CITY OF SANTA PAULA

I am a citizen of the United States and a resident of the County of aforesaid; I am over the age of eighteen and not interested in the above entitled matter. I am now and at all times embraced in the publication herein mentioned, was a principle clerk of the printers and publishers of the SANTA PAULA TIMES, a newspaper of general circulation, published Wednesday and Friday at Santa Paula in the above named County and State; that the Legal Advertisement:

Number: 23-057

of which the annexed clipping is a true printed copy, was published in the above-named newspaper, and not in any supplement thereof, on the following dates, to wit:
Feb. 17, 2023

That said newspaper was duly and regularly ascertained and established a newspaper of general circulation by Decree entered in the Superior Court of the County of Ventura, State of California, on June 10, 1994, under the provision of Chapter 1, Division 7, Title 1 of the California Government Code 6000 et seq. of the State of California.

I certify (or declare) under penalty of perjury that the foregoing is true and correct:

Dated at Santa Paula, California,
This 17th day of February 2023

Sofia Castillo
Signature

The space is for the County Clerk's Filing Stamp

CITY OF SANTA PAULA
CITY CLERK
FEB 22 2023
RECEIVED

CITY OF SANTA PAULA NOTICE OF PUBLIC HEARING

TAKE NOTICE that a public hearing will be held before the City Council on Wednesday, March 1, 2023 at 6:30 p.m., or as soon thereafter as possible, in the Santa Paula City Council Chambers, 970 Ventura St., regarding the approval of the allocation of the Citizens Option for Public Safety (COPS) grant program for fiscal year 2022-2023. The COPS grant program is managed by the Santa Paula Police Department.

The purpose of this hearing is to allow for testimony from all interested parties on the allocations (uses) of the funds received through the COPS grant program.

At any time, not later than the aforesaid hour set for the hearing, any person or organization may file a written statement to the City Clerk of the City, of his or her opinions with respect to the uses of the COPS grant funds by the Santa Paula Police Department. Any person or organization desiring to be heard will be given an opportunity to do so. If you have questions regarding this hearing, the COPS grant, or any other matter, you may call the City offices at (805) 933-4201. Anyone who seeks to challenge the decision of the City Council in court with respect to these matters may be limited to raising issues raised at the Public Hearing described in this public notice or in written correspondence delivered to the City at or prior to the Public Hearing.

A copy of the COPS grant program and the proposed allocations will be available for public review in the Office of the City Clerk at 970 Ventura Street, Santa Paula, California, ten days prior to the hearing.

To be published in the Santa Paula Times on Friday, February 17, 2023.

Julie Latshaw
City Clerk

(To be published in the Santa Paula Times On
Friday, February 17, 2023)
Publication No. 22-057

CITY OF SANTA PAULA
MEMORANDUM

To: Honorable Mayor and Members of the City Council

From: Christy Ramirez, Finance Director

Subject: QUARTERLY INVESTMENT REPORTS

Date: March 1, 2023

Agenda Item: 12.A

RECOMMENDATION:

Staff recommends that the City Council receive and file the Quarterly Investment Reports for FY 21/22 and Q1/Q2 of FY 22/23.

Presented by: Finance Director Christy Ramirez

BACKGROUND:

The City is required by Government Code Section 53600 et seq. and the City's Investment Policy to provide a quarterly report of investments. Attached are the Summary of Cash and Investments for the four quarters of FY 21/22 and first two quarters of FY 22/23, along with detailed information regarding how these funds are invested. This report reflects cash balances as reported by the banking institutions. The Report represents, in essence, the balance in the bank. The Report does not include funds available for expenditure, including those funds obligated and not yet paid out (outstanding checks) and deposits in transit.

ANALYSIS:

The City used a pooled cash investment for distribution of interest earnings based on the average of the three-months ending cash balances. Any interest from investments related to a specific function (such as bond reserve amounts and the warehouse accounts for the HUD rehab loans) are allocated to those specific funds.

The City of Santa Paula has not suffered negative impact with their investments as we use the "Safety over Yield" philosophy. The City's interest rates have been increasing the past year. Below is a comparison of the current fiscal year quarter earnings compared to the prior year's quarter earnings:

All investments of the City are in compliance with the Statement of Investment Policy. Maturities and cash availability will meet the City's budgeted expenditures for the next six months. On another note, the City continues to be the custodian of the funds for the Designated Local Authority for the former Santa Paula Redevelopment Agency.

Of note in the more recent investment reports is the inclusion of the Chandler Asset

Investments. In May of 2022, with Council's approval and adopted investment policy as guidance, the City began to utilize Chandler Asset Management to diversify funds previously held solely in the Local Agency Investment Fund (LAIF). A significant increase in revenues has been realized, which will be presented by Chandler to the Council this evening.

The Chandler Asset monthly account statements have been added as additional information to every quarterly report. Also attached to this staff report is the December 31, 2022 Overview provided to staff, which includes benchmark comparisons as well as comparisons to the LAIF Yields.

STRATEGIC PLAN:

This item is not a goal or objective in City Council's two-year Strategic Plan, however, accurate reporting of city finances is necessary.

FISCAL IMPACTS:

None.

OPTIONS:

Reject the Quarterly Investment reports and be out of compliance with Government Code 53600 et. seq.

ATTACHMENTS:

2022.12.31 CAM Presentation.pdf
Investment Reports.pdf

CHANDLER ASSET MANAGEMENT

City of Santa Paula

Period Ending December 31, 2022

CHANDLER ASSET MANAGEMENT, INC. | 800.317.4747 | www.chandlerasset.com

Table of Contents

As of December 31, 2022

SECTION 1	**Economic Update**
SECTION 2	**Account Profile**
SECTION 3	**Portfolio Holdings**
SECTION 4	**Transactions**

Section 1 | Economic Update

Economic Update

- Market volatility has intensified as global central banks pursue monetary policies to combat persistently high inflation. Although the pace of job growth is moderating, the strength of the labor market has sustained economic growth. Inflation metrics are trending downward but remain significantly higher than the Fed's target. While evidence of slower economic conditions has begun to mount, we expect the Federal Reserve to continue to raise rates to battle inflation, albeit at a less aggressive pace. Over the near-term, we expect financial market volatility to remain intensified with persistent inflation, geopolitical risk, and the Fed's hawkish monetary policy.

- As expected at the December 14th meeting, the Federal Open Market Committee (FOMC) raised the fed funds target rate by 50 basis points to a range of 4.25 – 4.50%, in a downshift from four consecutive 75 basis point hikes. The decision was unanimous, and there was no change to the November statement. The sentiment was hawkish, indicating that "ongoing increases" in the fed funds rate are likely appropriate and citing continued labor market imbalances. FOMC members forecasted a higher fed funds rate, slower GDP growth, higher inflation, and higher unemployment in 2023 than in the September projections. We believe the FOMC will continue to implement tighter monetary policy at a slower pace and hold rates at restrictive levels for some time until inflationary pressures subside and remain in the Fed's target range.

- In December, yields rose, and the curve became less inverted. The 2-year Treasury yield increased 12 basis points to 4.43%, the 5-year Treasury yield rose 27 basis points to 4.01%, and the 10-year Treasury yield climbed 27 basis points to 3.88%. The inversion between the 2-year Treasury yield and 10-year Treasury yield narrowed to -55 basis points at December month-end versus -71 basis points at November month-end. The spread was a positive 78 basis points one year ago. The inversion between 3-month and 10-year treasuries narrowed to -50 basis points in December from -74 basis points in November. The year 2022 saw a dramatic shift in the Federal Reserve's policy from highly accommodative to aggressive tightening, resulting in significantly higher rates and an inverted yield curve. The shape of the yield curve indicates that the probability of recession is increasing.

Employment

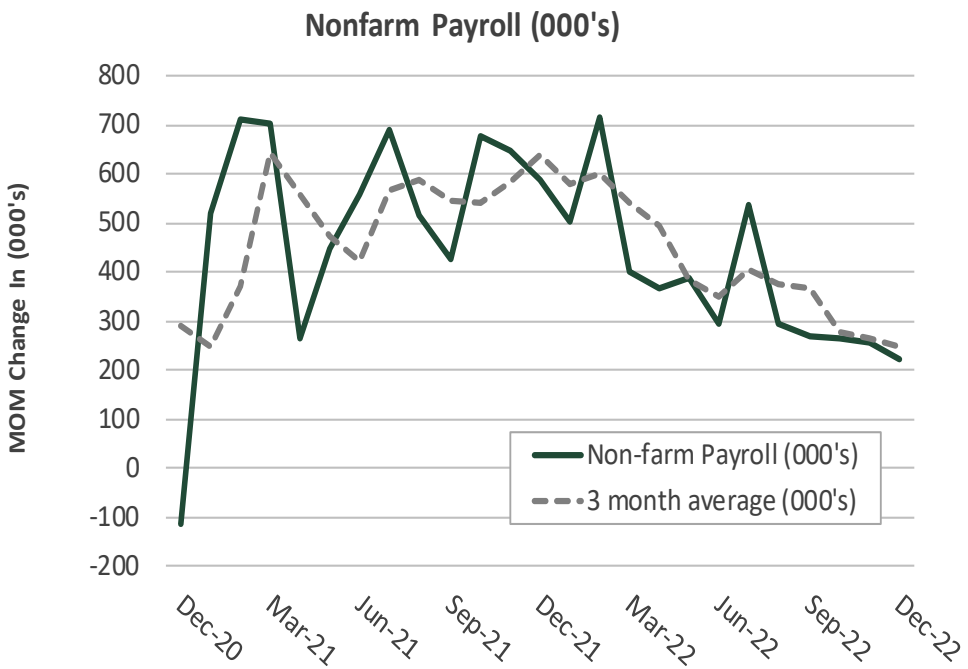

Source: US Department of Labor

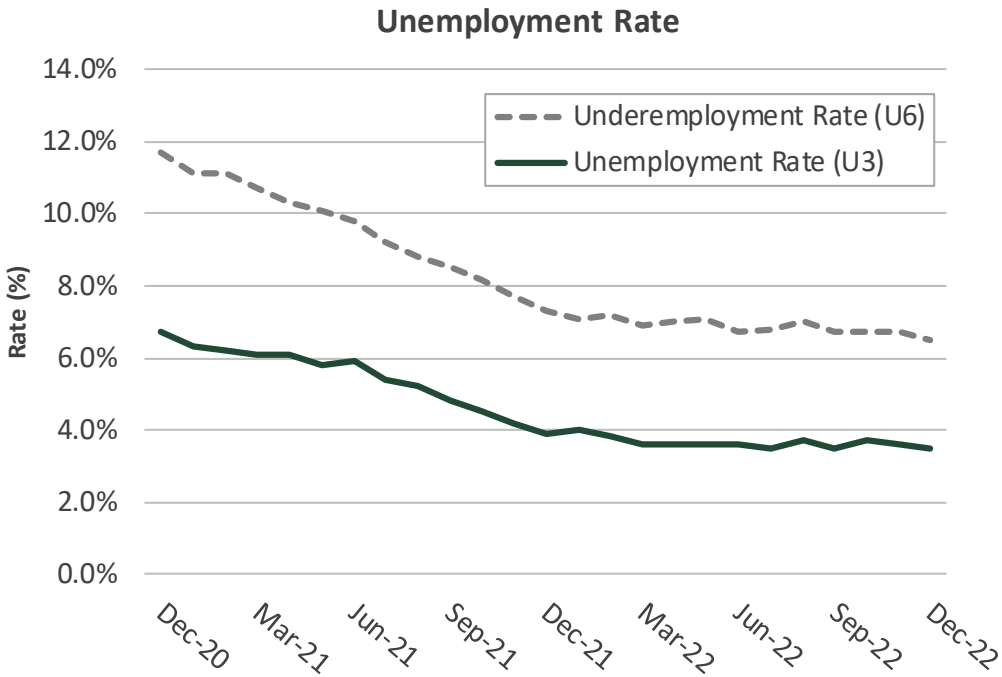

Source: US Department of Labor

The U.S. economy added 223,000 jobs in December, slightly higher than market expectations of 205,000, but a decline from November's revised increase of 256,000. Trends in employment remain healthy, with the three-month moving average payrolls at 247,000 and the six-month moving average at 307,000. Jobs in the goods producing sector were surprisingly strong, and leisure and hospitality employment growth remained solid. The unemployment rate dipped to 3.5%, returning to its pre-pandemic level. The labor participation rate increased only slightly to 62.3% in December from 62.1% in November, indicating the supply of labor remains challenging for employers. The U-6 underemployment rate, which includes those who are marginally attached to the labor force and employed part time for economic reasons declined to 6.5% from the prior month at 6.7%. Average hourly earnings rose 4.6% year-over-year in December, down from a revised 4.8% increase in November. Overall, the December employment report demonstrates a strong demand for labor and supports the case for the Fed to continue raising the federal funds rate, but perhaps at a slower pace.

Inflation

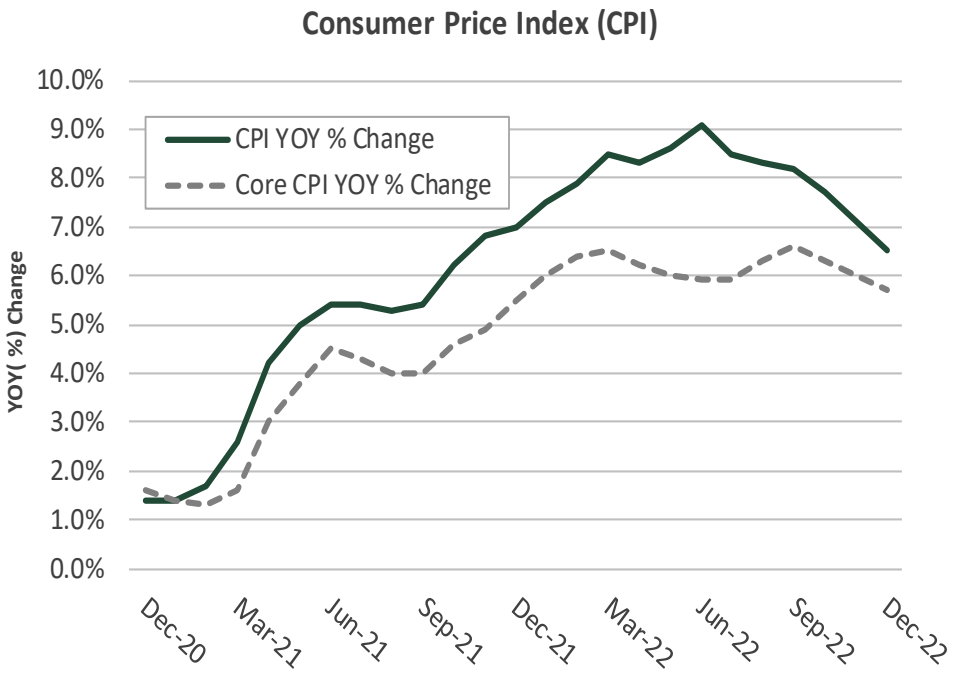

Source: US Department of Labor

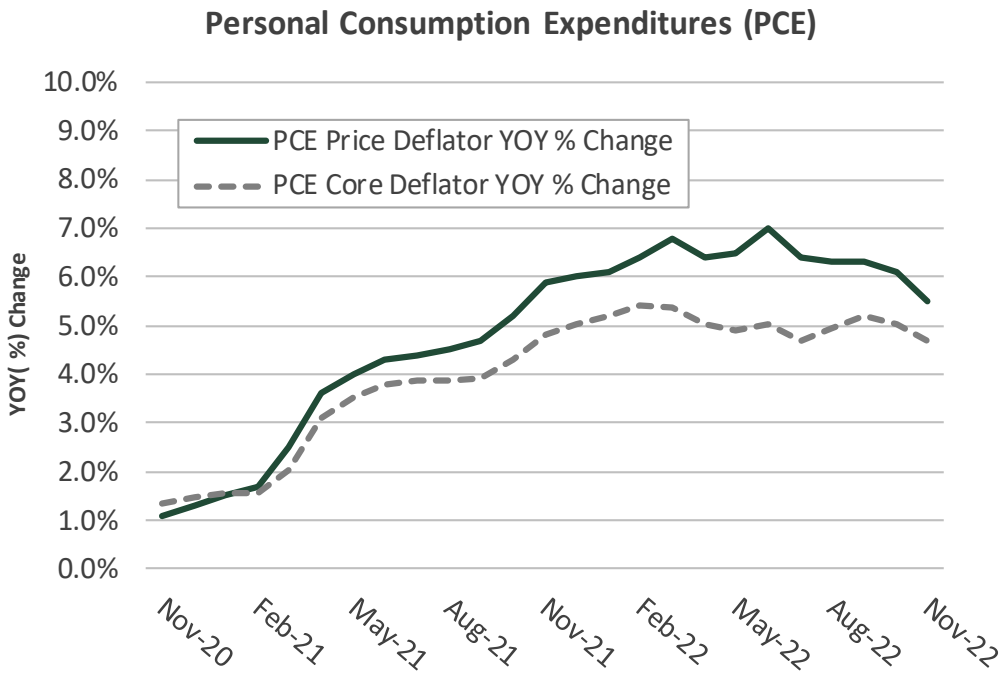

Source: US Department of Commerce

The Consumer Price Index (CPI) increased 6.5% year-over-year in December, down from a 7.1% year-over-year increase in November. The Core CPI, which excludes volatile food and energy components, rose 5.7% year-over-year in December, down from 6.0% in November. Gasoline prices decelerated materially, while shelter prices continued to rise. A shift in spending from goods to services continues to dampen merchandise prices. The Personal Consumption Expenditures (PCE) index rose 5.5% year-over-year in November, versus an upwardly revised 6.1% year-over-year gain in October. Core PCE increased 4.7% year-over-year in November versus a 5.0% year-over-year gain in October. Declining inflationary trends should provide the Federal Reserve room to reduce the pace and magnitude of future federal funds rate hikes.

Consumer

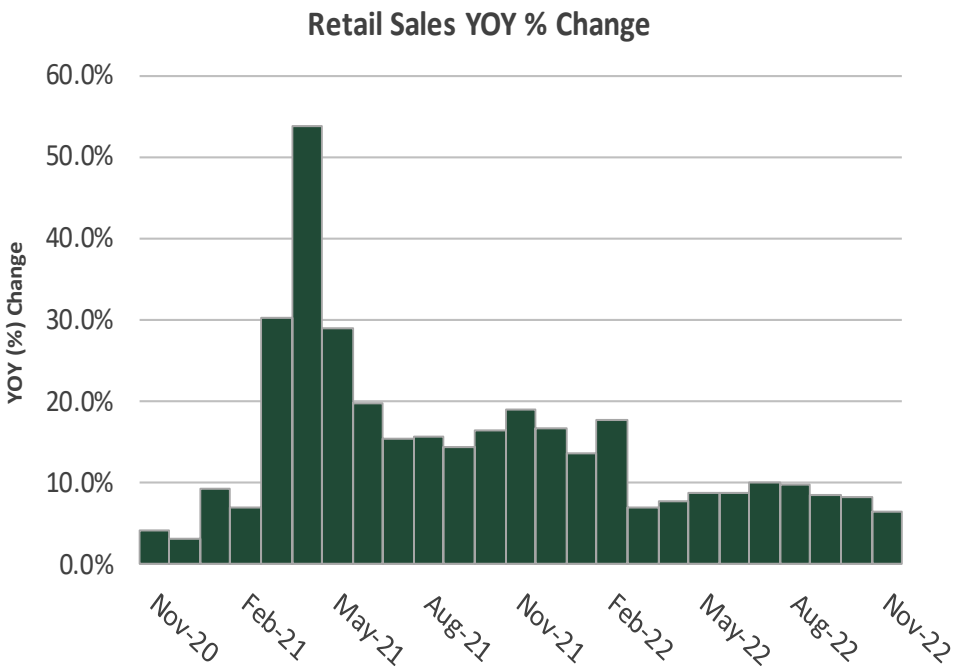

Source: US Department of Commerce

Source: The Conference Board

Advance Retail Sales declined more than expected in November at -0.6% month-over-month and +6.5% year-over-year, possibly suggesting some loss of momentum in consumer demand for goods amid high inflation and shifting preferences toward services. Additionally, Amazon's Prime Day may have pulled some holiday spending activity forward into October from November. The Conference Board's Consumer Confidence Index jumped more than expected to 108.3 in December from an upwardly revised 101.4 in November. Views of current conditions and the future outlook for the economy both improved as inflation expectations declined.

Economic Activity

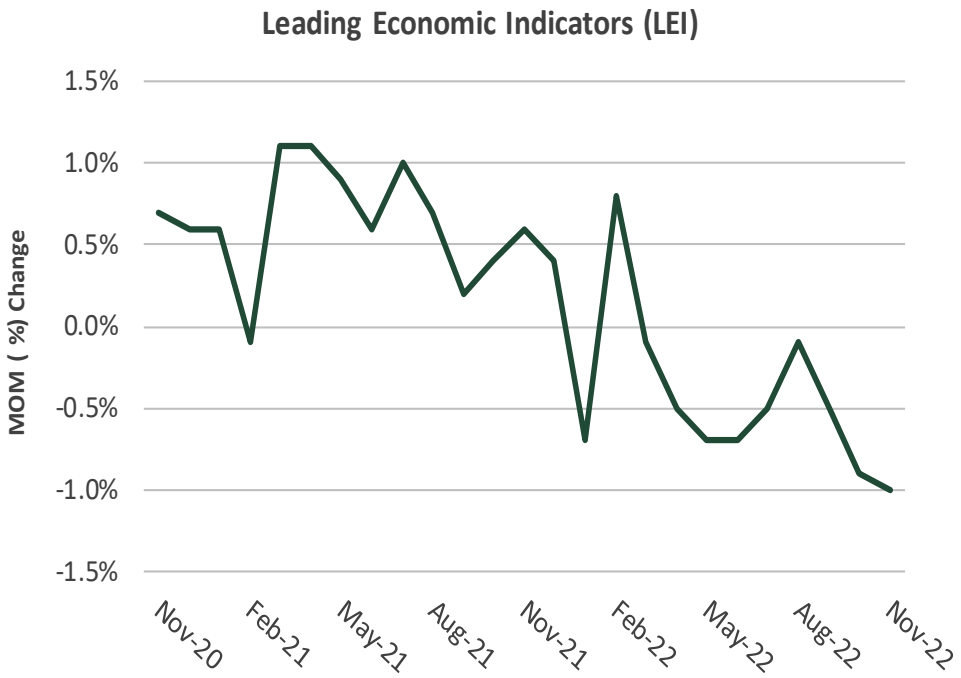

Source: The Conference Board

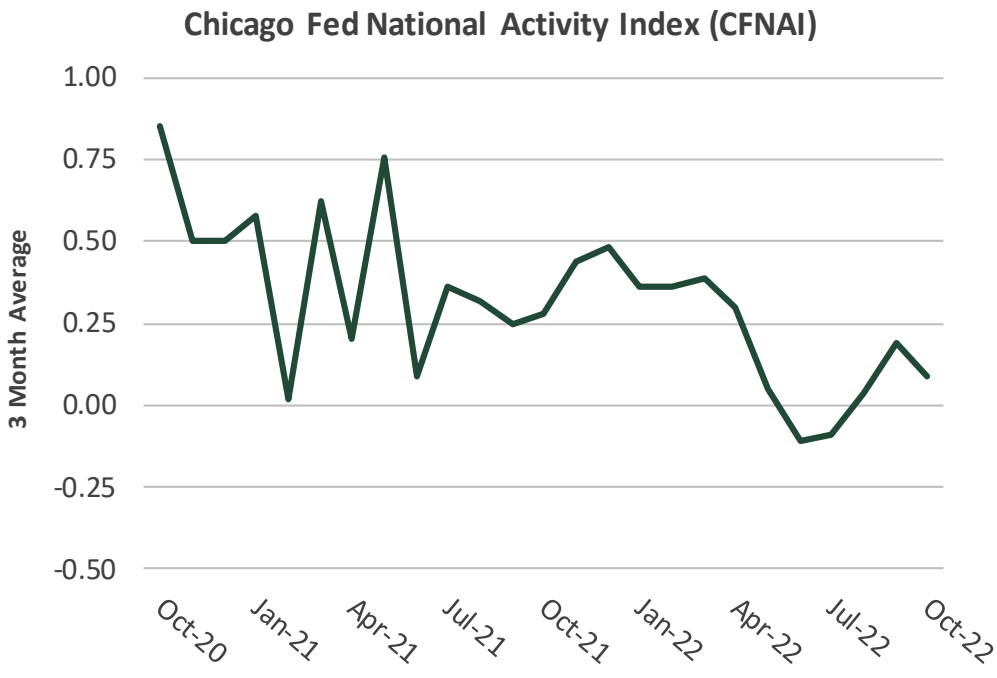

Source: Federal Reserve Bank of Chicago

The Conference Board's Leading Economic Index (LEI) remained in negative territory for the ninth consecutive month at a worse than expected -1.0% in November, following a downwardly revised -0.9% in October. The LEI was down 4.5% year-over-over in November versus down 2.9% in October. The Conference Board cited a "lack of economic growth momentum in the near term." The Chicago Fed National Activity Index (CFNAI) decreased to -0.05 in October from +0.17 in September indicating below trend growth over the month. On a 3-month moving average basis, the CFNAI moved down to +0.09 in October from an upwardly revised +0.19 in September.

Housing

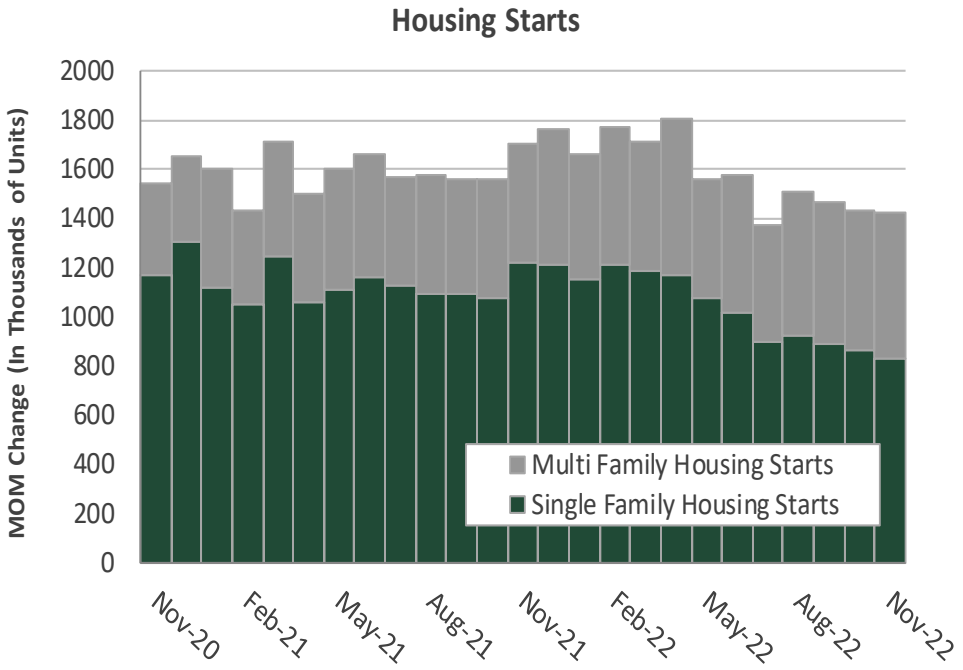

Source: US Department of Commerce

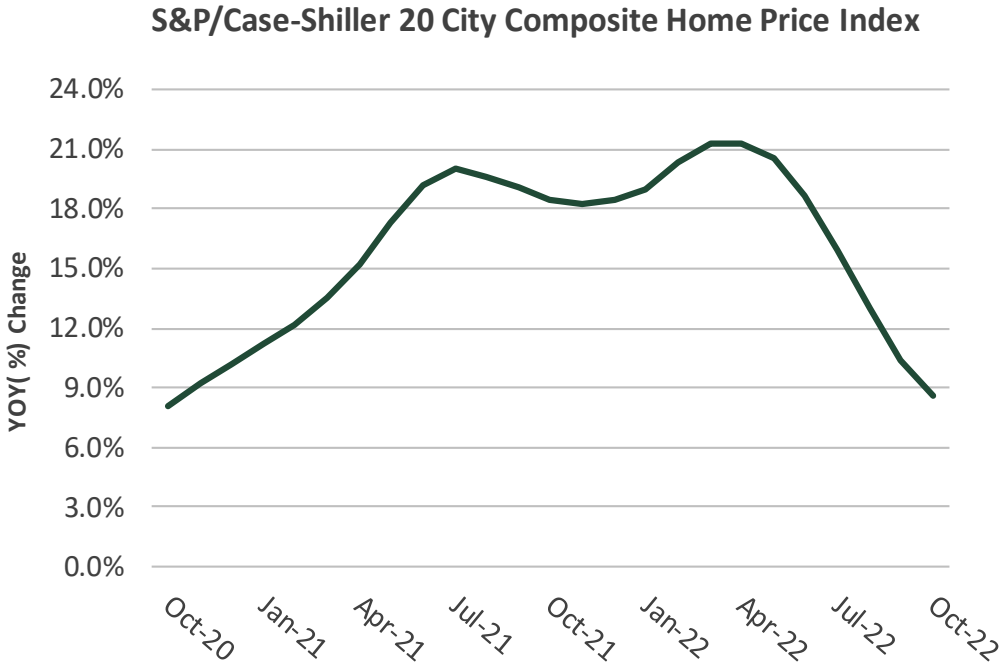

Source: S&P

Total housing starts declined 0.5% in November to 1,427,000 units after an upward revision to 1,434,000 units in October. Single-family home starts fell 4.1%, whereas multi-family starts rose 4.9% month-over-month. On a year-over-year basis, total housing starts decreased 16.4% reflecting a shift from single-family units to more affordable multi-family units as homebuyers struggle with a combination of elevated prices and higher mortgage rates. The 30-year mortgage rate has edged up to 6.4% according to Freddie Mac but remains below recent highs which topped 7%. According to the Case-Shiller 20-City Home Price Index, the year-over-year increase continued its declining rate of gain to +8.6% in October from +10.4% in September, clearly displaying the impact of higher mortgage rates which have reduced demand for homebuying as affordability has declined.

Manufacturing

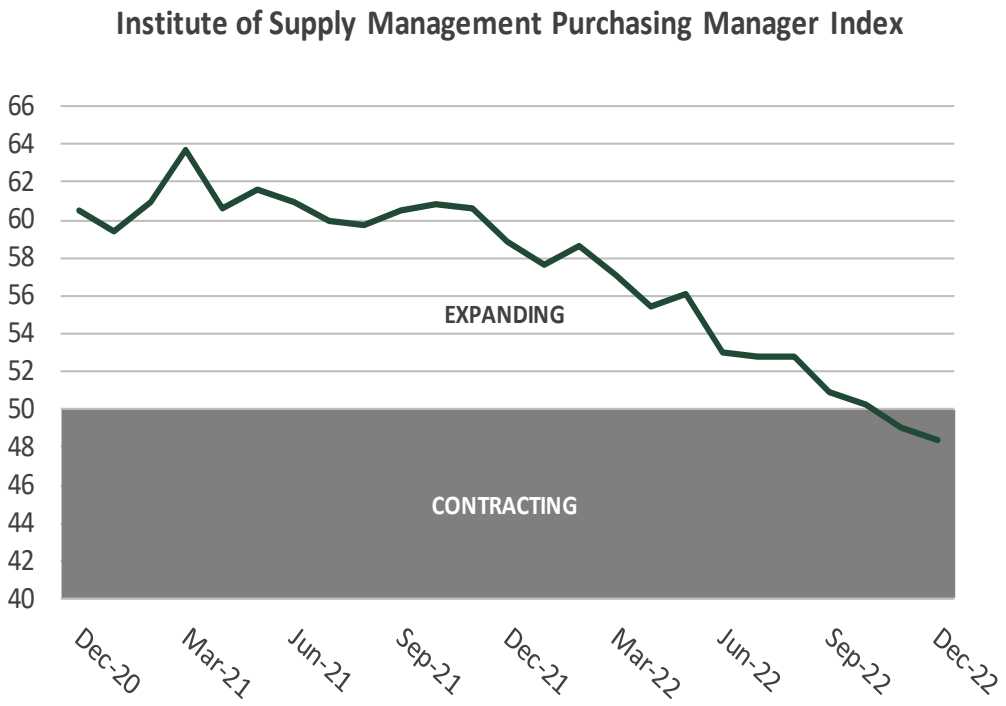

Source: Institute for Supply Management

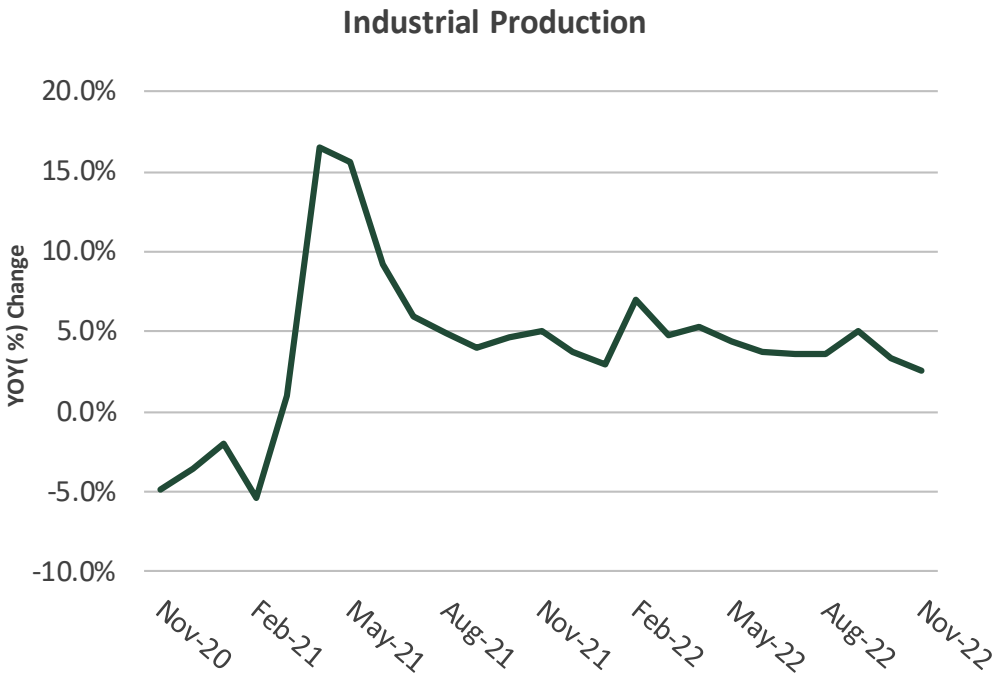

Source: Federal Reserve

The Institute for Supply Management (ISM) manufacturing index declined to 48.4 in December from 49.0 in November. This is the second consecutive month of readings below 50.0, which is indicative of contraction in the manufacturing sector. The declining trend reflects sluggish demand amid economic uncertainty and easing price pressures in the goods sector. Industrial production was down 0.2% in November after an unrevised decline of 0.1% in October. The decrease was led by weakness in the manufacturing and mining indices. This equates to a 2.5% increase from the prior year. Capacity utilization fell to 79.7% in November from 79.9% in October and continues to run slightly above the 1972-2021 average of 79.6%.

Gross Domestic Product (GDP)

Components of GDP	12/21	3/22	6/22	9/22
Personal Consumption Expenditures	2.1%	0.9%	1.4%	1.5%
Gross Private Domestic Investment	5.1%	1.0%	-2.8%	-1.8%
Net Exports and Imports	-0.2%	-3.1%	1.2%	2.9%
Federal Government Expenditures	0.0%	-0.4%	-0.2%	0.2%
State and Local (Consumption and Gross Investment)	-0.2%	0.0%	-0.1%	0.4%
Total	**7.0%**	**-1.6%**	**-0.6%**	**3.2%**

Source: US Department of Commerce

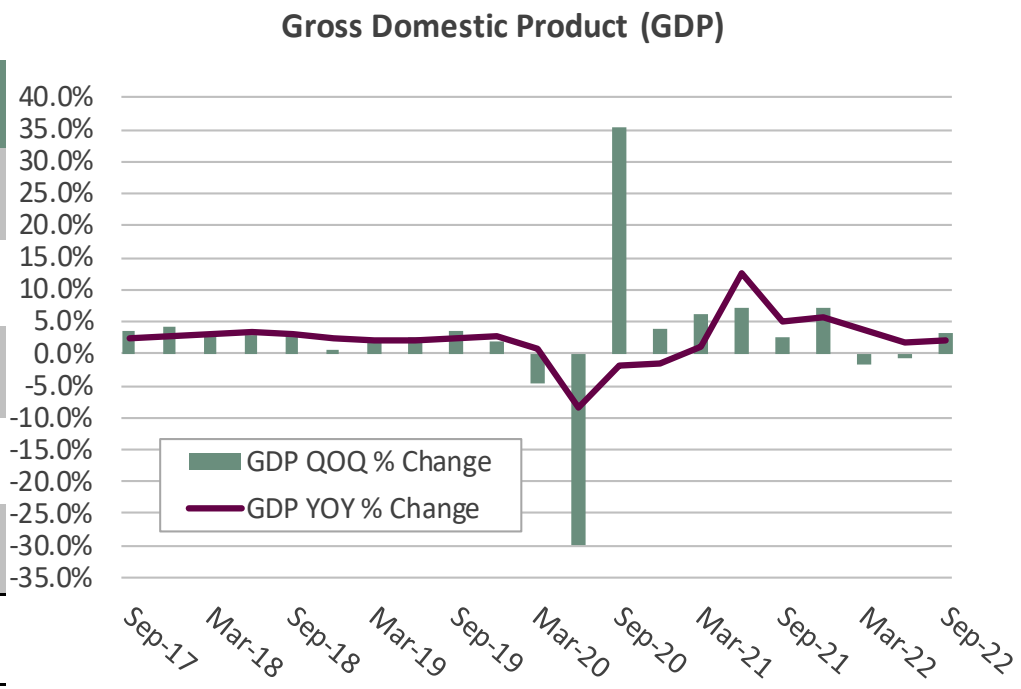

Source: US Department of Commerce

According to the third estimate, GDP increased at an annualized rate of 3.2% in the third quarter, revised up from 2.9%. The upward revision reflects stronger personal consumption expenditures which rose 2.3% in the third quarter, up from 1.7% in the previous estimate, primarily due to continued strength in services spending. Business investment, state and local government spending, and net exports also contributed to the upward revision. The consensus estimate calls for 1.1% growth in the fourth quarter and 1.9% growth for the full year 2022.

Federal Reserve

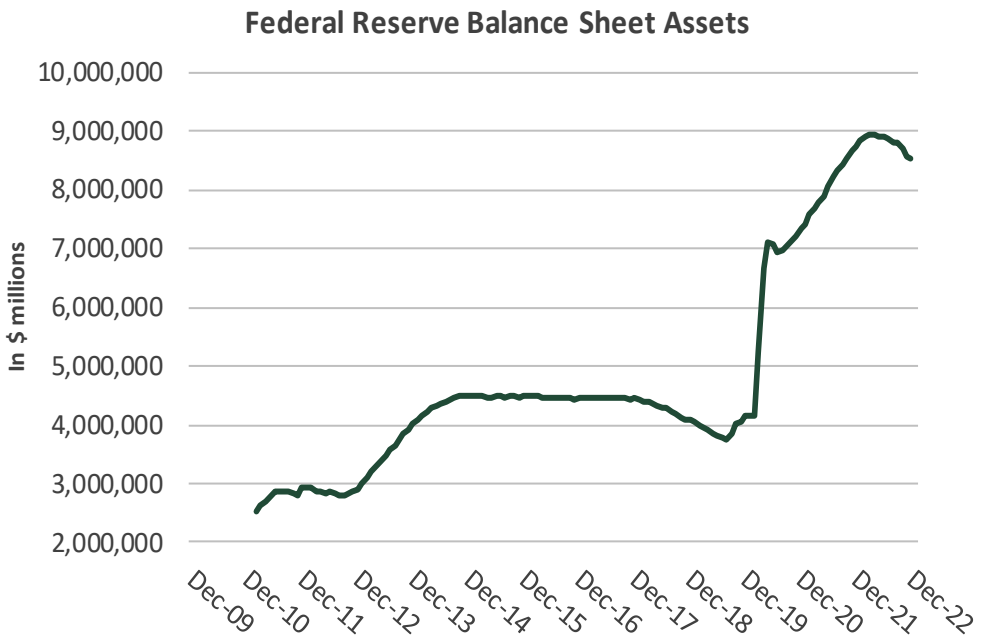

Source: Federal Reserve

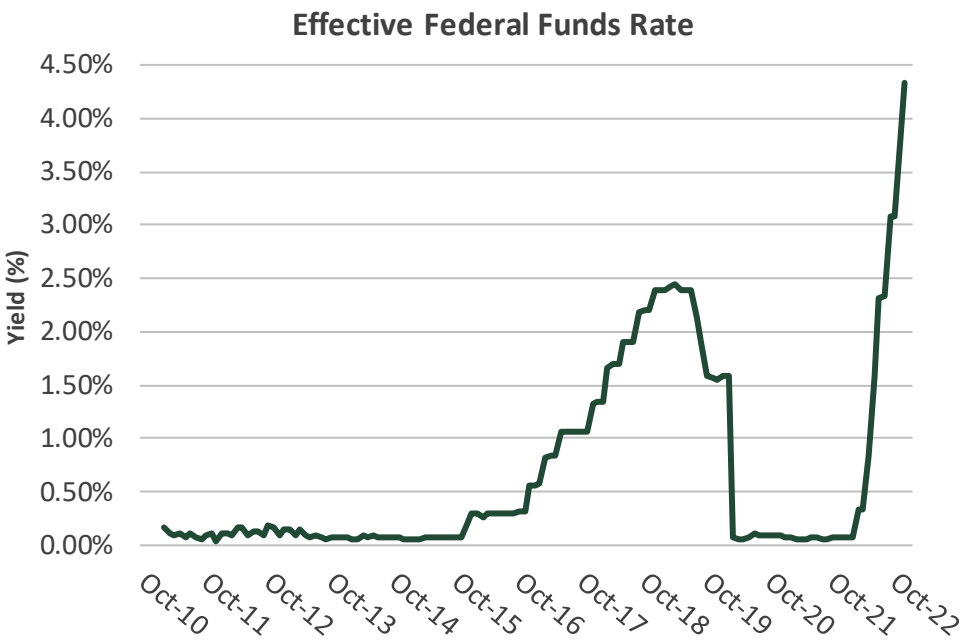

Source: Bloomberg

As expected at the December 14th meeting, the Federal Open Market Committee (FOMC) raised the fed funds target rate by 50 basis points to a range of 4.25 – 4.50%, in a downshift from four consecutive 75 basis point hikes. The decision was unanimous, and there was no change to the November statement. The sentiment was hawkish, indicating that "ongoing increases" in the fed funds rate are likely appropriate and citing continued labor market imbalances. The Summary of Economic Projections indicated a peak median forecast of 5.1% in 2023 and no rate cuts until 2024; however, the market consensus diverged, implying rate cuts in the second half of 2023. FOMC members forecasted a higher fed funds rate, slower GDP growth, higher inflation, and higher unemployment in 2023 than in the September projections. We believe the FOMC will continue to implement tighter monetary policy at a slower pace and hold rates at restrictive levels for some time until inflationary pressures subside and remain in the Fed's target range.

Bond Yields

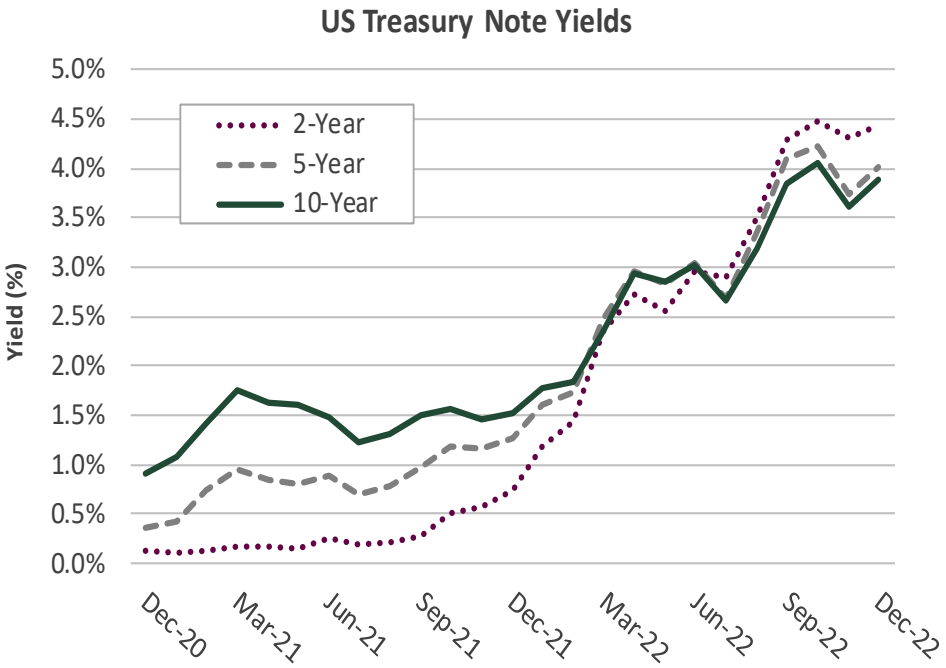

Source: Bloomberg

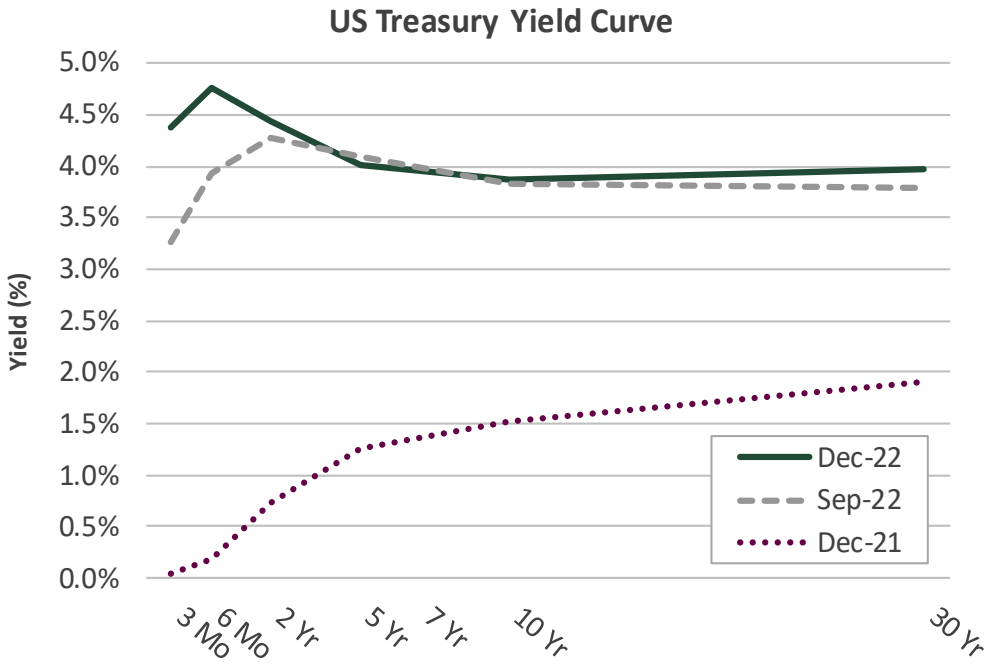

Source: Bloomberg

At the end of December, the 2-year Treasury yield was 370 basis points higher, and the 10-Year Treasury yield was about 237 basis points higher, year-over-year. The inversion between the 2-year Treasury yield and 10-year Treasury yield narrowed to -55 basis points at December month-end versus -71 basis points at November month-end. The average historical spread (since 2003) is about +130 basis points. The inversion between 3-month and 10-year treasuries narrowed to -50 basis points in December from -74 basis points in November. The shape of the yield curve indicates that the probability of recession is increasing.

Section 2 | Account Profile

Objectives

As of December 31, 2022

Investment Objectives

The City of Santa Paula's investment objectives, in order of priority, are to provide safety to ensure the preservation of capital in the overall portfolio, provide sufficient liquidity for cash needs and a market rate of return consistent with the investment program.

Chandler Asset Management Performance Objective

The performance objective for the portfolio is to earn a total rate of return through a market cycle that is equal to or above the return on the benchmark index.

Strategy

In order to achieve this objective, the portfolio invests in high-quality fixed income securities that comply with the investment policy and all regulations governing the funds.

Compliance

As of December 31, 2022

City of Santa Paula

Assets managed by Chandler Asset Management are in full compliance with state law and the Client's investment policy.

Category	Standard	Comment
U.S. Treasuries	No limitation; U.S. Treasury bills, notes, & bonds, or certificates of indebtedness, or those for which the full faith and credit of the U.S. Government are pledged for the payment of principal and interest	*Complies*
Federal Agencies	30% max per Agency/GSE issuer; 20% max callable agency securities; Federal agencies or U.S. government-sponsored enterprise obligations, participations, or other instruments, including those issued or fully guaranteed as to principal and interest by federal agencies or U.S. government sponsored enterprises.	*Complies*
Supranational Obligations	"AA" rating category or higher by a NRSRO; 30% max; 10% max per issuer; USD denominated senior unsecured unsubordinated obligations issued or unconditionally guaranteed by IBRD, IFC, or IADB	*Complies*
Municipal Securities (CA, Other States)	"AA" or "A-1" (for short-term securities) rating category or higher by a NRSRO; 30% max; 5% max per issuer; Bonds, notes, warrants or other evidence of debt issued by a local agency or municipality located within the State of California, including debt securities issued by the City; Bonds issued by any of the 50 United States, including bonds payable solely out of the revenues from a revenue producing property owned, controlled, or operated by a state or by a department, board, agency, or authority of any state.	*Complies*
Corporate Medium Term Notes	"AA" rating category or higher by a NRSRO; and "A" issuer rated or higher by a NRSRO; 30% max; 5% max per issuer; Issues by corporations organized and operating within the U.S. or by depository institutions licensed by the U.S. or any state and operating within the U.S	*Complies*
Asset-Backed, Mortgage-Backed, Mortgage Pass-Through Securities, and Collateralized Mortgage Obligations	"AA" rating category or higher by a NRSRO; 20% max (combined ABS/MBS/CMO); 5% max per issuer (except for Federal Agency securities); Any mortgage pass-through security, collateralized mortgage obligation, mortgage-backed or other pay-through bond, equipment leaseback certificate, consumer receivable pass-through certificate, or consumer receivable-backed bond	*Complies*
Negotiable Certificates of Deposit (NCD)	Negotiable CDs issued with maturities in excess of one year must be rated in a rating category of "A", the equivalent or higher by a NRSRO. Negotiable CDs with maturities under one year must be rated in a rating category of "A-1," the equivalent, or higher by a NRSRO; 30% max (combined with CDARS); 5% max per issuer; Issued by a nationally or state-chartered bank, or a state or federal savings and loan association, a state or federal credit union, or by a federally- or state-licensed branch of a foreign bank.	*Complies*
Certificate of Deposit Placement Service (CDARS)	30% max (combination with Negotiable CDs)	*Complies*
Non-Negotiable Certificates of Deposit (CD)	20% max; 5% max per issuer; FDIC insured or Collateralized; Non-negotiable deposits in a state or national bank, savings association or federal association, federal or state credit union in the State of California as authorized by CGC	*Complies*

Compliance

As of December 31, 2022

City of Santa Paula

Assets managed by Chandler Asset Management are in full compliance with state law and the Client's investment policy.

Category	Standard	Comment
Banker's Acceptances	Highest short-term rating category by a NRSRO for issuing financial institutions; 40% max; 5% max per issuer; 180 days max maturity	*Complies*
Commercial Paper	"Prime" quality of the highest rating by a NRSRO; 25% max; 5% max per issuer; 270 days maturity; 10% max of the outstanding commercial paper of any single issuer; Issued by an entity that meets all of the following conditions in either (1) or (2): 1. (a) organized and operating in the U.S. as a general corporation (b) has assets > $500 million; (c) "A" rating category or higher by a NRSRO, if any debt 2. (a) organized within the U.S. as a special purpose corporation, trust, or limited liability company; (b) has program-wide credit enhancements including, but not limited to, overcollateralization, letters of credit, or a surety bond; (c) "A-1" rating category or higher by a NRSRO.	*Complies*
Money Market and Mutual Funds	Highest rating by two NRSROs; 20% max in Money Market or Mutual Funds; 20% per fund; Issued by diversified management companies; Registered with SEC under Investment Company Act of 1940; Money market or mutual funds intended to maintain constant net asset value and that invest solely in U.S. Treasuries and Federal Agency obligations and repurchase agreements invested in such obligations	*Complies*
Local Agency Investment Fund (LAIF)	California State Treasurer's Local Agency Investment Fund (LAIF) as authorized by Gov. Code Section 16429.1(b).	*Complies*
Local Government Investment Pool (LGIP)/ Other Pools/ Joint Powers Authority	Shares of beneficial interest issued by a joint powers authority organized in the State of California pursuant to Gov. Code Section 53601 subdivisions (a) to (q), inclusive. Each share shall represent an equal proportional interest in the underlying pool of securities owned by the joint powers authority. Purchases are limited to those pools that seek to maintain a constant net asset value and are rated in the highest category by a NRSRO. The joint powers authority issuing the shares shall have retained an investment adviser that meets all of the following criteria: (1) registered or exempt from registration with the SEC; (2) has not less than five years of experience investing in the securities and obligations authorized in subdivisions (a) to (q), inclusive, of [Gov. Code] section 53601; and (3) has assets under management > $500,000,000	*Complies*
Ventura County Investment Pool (VCIP)	Ventura County Treasurer's Investment Pool as authorized by California Government Code	*Complies*
Max Per Issuer	5% max per issuer, except for U.S. Treasury, Federal Agency securities, authorized pools, mutual funds, Supranationals, and collateralized investments	*Complies*
Maximum Maturity	5 years max maturity	*Complies*

Portfolio Characteristics

As of December 31, 2022

City of Santa Paula

	12/31/22		09/30/22
	Benchmark*	Portfolio	Portfolio
Average Maturity (yrs)	1.83	1.95	1.93
Average Modified Duration	1.75	1.67	1.70
Average Purchase Yield	n/a	3.41%	3.22%
Average Market Yield	4.51%	4.67%	4.29%
Average Quality**	AAA	AA+/Aa1	AA+/Aa1
Total Market Value		29,934,789	29,684,130

**ICE BofA 1-3 Yr US Treasury & Agency Index*

***Benchmark is a blended rating of S&P, Moody's, and Fitch. Portfolio is S&P and Moody's respectively.*

Sector Distribution

As of December 31, 2022

City of Santa Paula

December 31, 2022

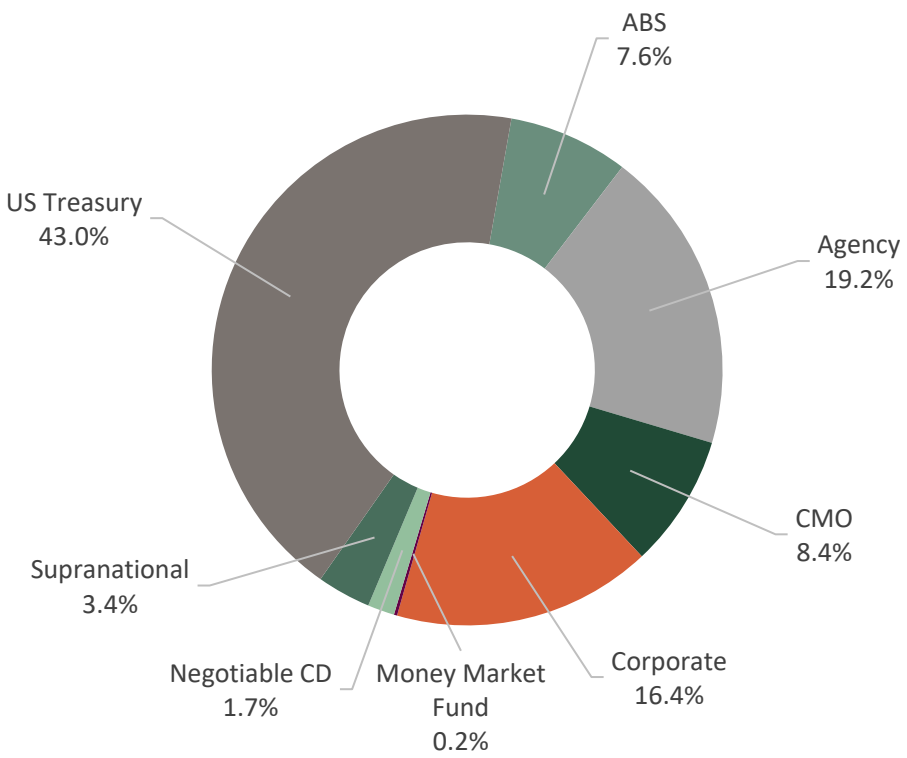

September 30, 2022

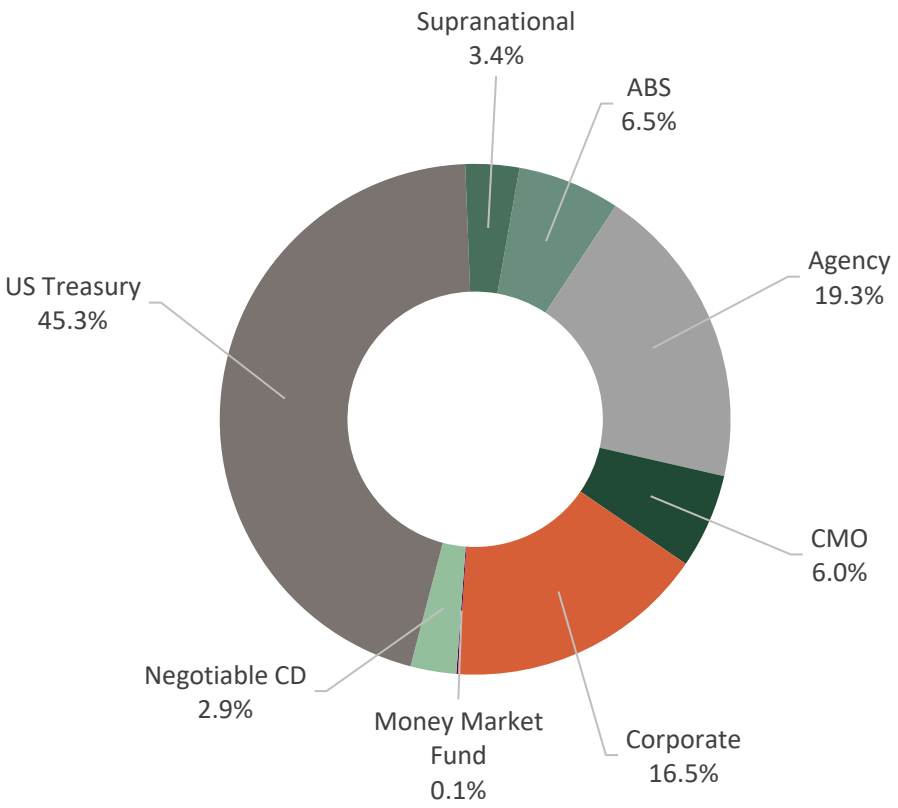

Issuers

As of December 31, 2022

City of Santa Paula – Account #10939

Issue Name	Investment Type	% Portfolio
Government of United States	US Treasury	43.00%
Federal Home Loan Bank	Agency	10.46%
Federal Home Loan Mortgage Corp	CMO	8.42%
Federal Farm Credit Bank	Agency	4.34%
Federal National Mortgage Association	Agency	2.64%
Bank of America Corp	Corporate	1.85%
Inter-American Dev Bank	Supranational	1.83%
JP Morgan Chase & Co	Corporate	1.80%
Bank of New York	Corporate	1.80%
Bank of Montreal Chicago	Corporate	1.80%
Apple Inc	Corporate	1.80%
Duke Energy Field Services	Corporate	1.79%
Amazon.com Inc	Corporate	1.79%
Federal Home Loan Mortgage Corp	Agency	1.79%
Bank of Nova Scotia Houston	Negotiable CD	1.68%
Intl Bank Recon and Development	Supranational	1.61%
Visa Inc	Corporate	1.61%
Wal-Mart Stores	Corporate	1.60%
GM Financial Securitized Term Auto Trust	ABS	1.44%
Bank of America Credit Card Trust	ABS	1.21%
Honda ABS	ABS	1.12%
John Deere ABS	ABS	1.00%
Toyota ABS	ABS	0.85%
American Express ABS	ABS	0.82%
Hyundai Auto Receivables	ABS	0.82%
Colgate-Palmolive Co.	Corporate	0.52%
Verizon Master Trust	ABS	0.38%
First American Govt Oblig Fund	Money Market Fund	0.23%
TOTAL		**100.00%**

Quality Distribution

As of December 31, 2022

City of Santa Paula

December 31, 2022 vs. September 30, 2022

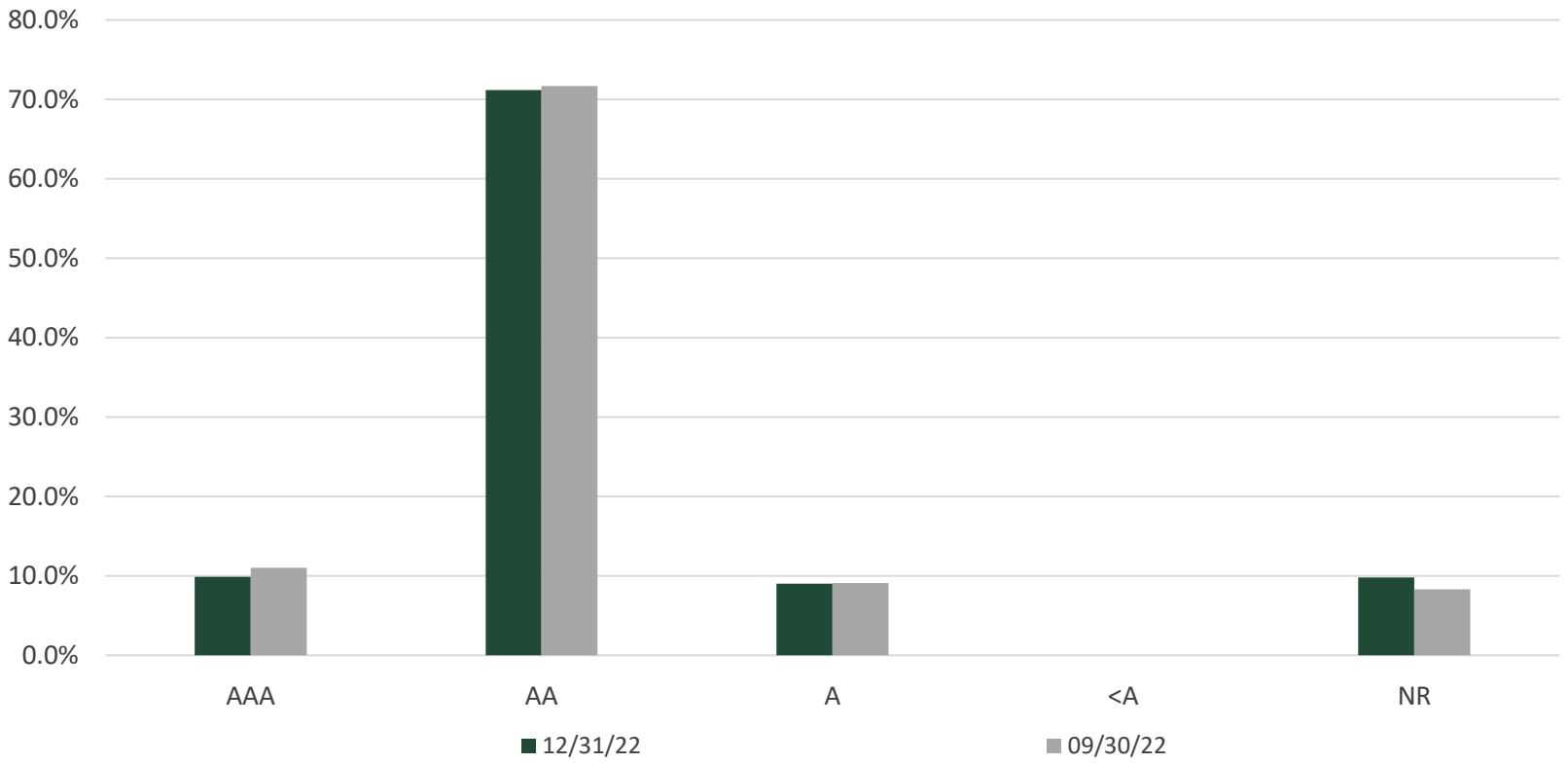

	AAA	AA	A	<A	NR
12/31/22	9.9%	71.2%	9.0%	0.0%	9.8%
09/30/22	11.0%	71.7%	9.1%	0.0%	8.3%

Source: S&P Ratings

Duration Distribution

As of December 31, 2022

City of Santa Paula

Portfolio Compared to the Benchmark

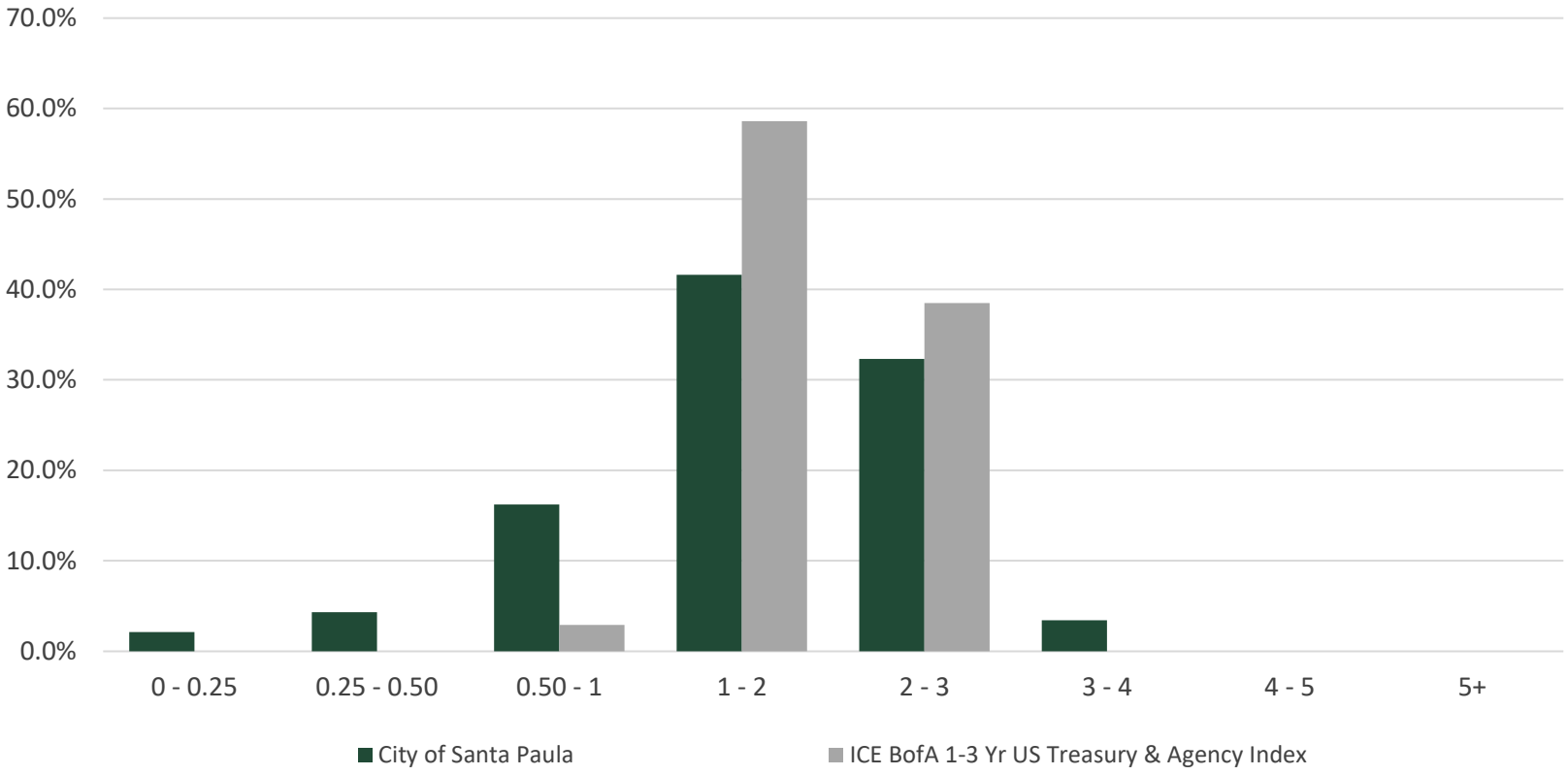

	0 - 0.25	0.25 - 0.50	0.50 - 1	1 - 2	2 - 3	3 - 4	4 - 5	5+
Portfolio	2.1%	4.3%	16.2%	41.6%	32.3%	3.4%	0.0%	0.0%
Benchmark*	0.0%	0.0%	2.9%	58.6%	38.5%	0.0%	0.0%	0.0%

**ICE BofA 1-3 Yr US Treasury & Agency Index*

Investment Performance

As of December 31, 2022

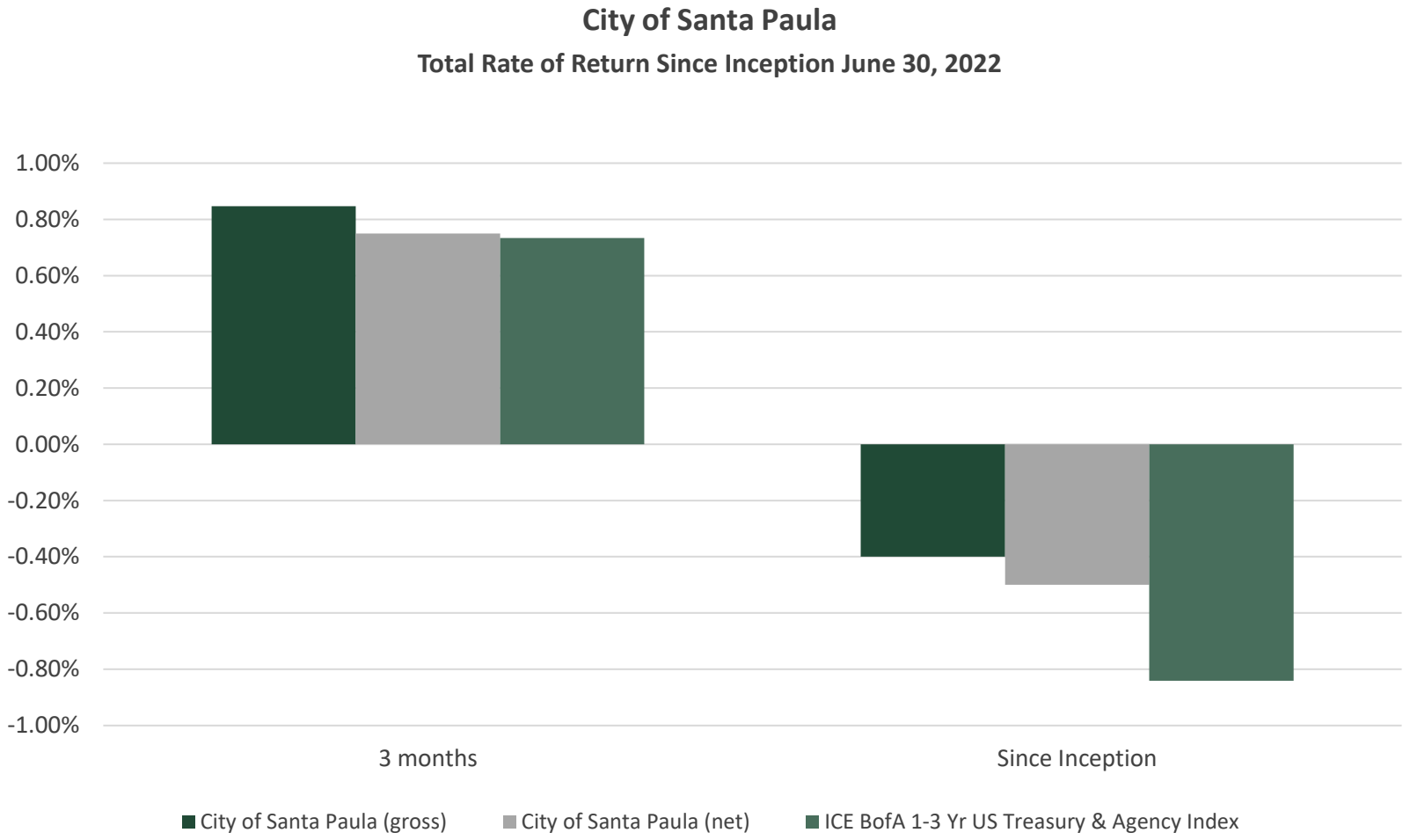

TOTAL RATE OF RETURN	Latest 3 months	Since Inception
City of Santa Paula (gross)	0.85%	-0.40%
City of Santa Paula (net)	0.75%	-0.50%
ICE BofA 1-3 Yr US Treasury & Agency Index	0.73%	-0.84%

Total rate of return: A measure of a portfolio's performance over time. It is the internal rate of return, which equates the beginning value of the portfolio with the ending value; it includes interest earnings, realized and unrealized gains and losses in the portfolio.

Purchase Yield vs LAIF

As of December 31, 2022

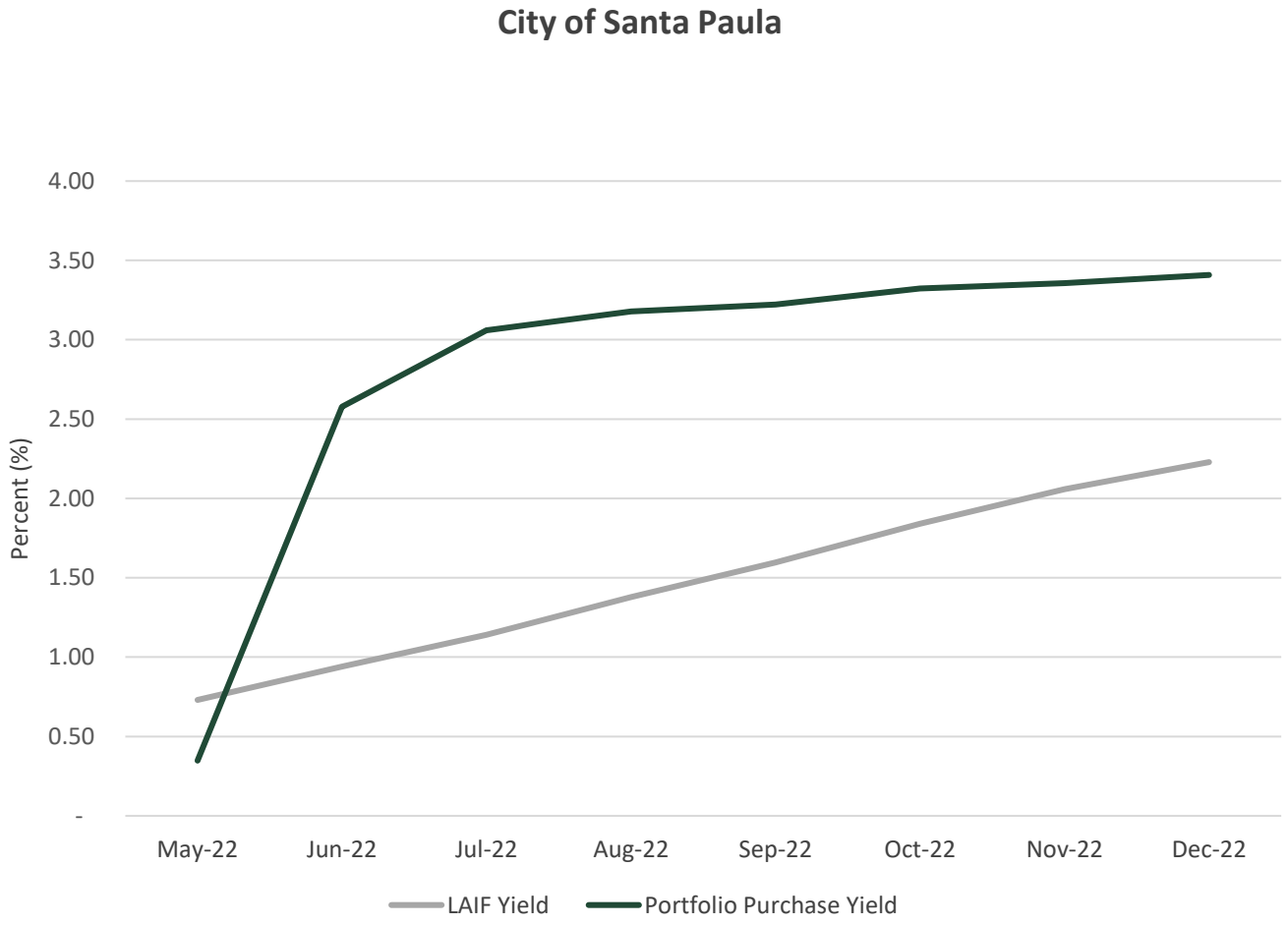

Section 3 | Portfolio Holdings

Holdings Report

As of December 31, 2022

City of Santa Paula - Account #10939

CUSIP	Security Description	Par Value/Units	Purchase Date Book Yield	Cost Value Book Value	Mkt Price Mkt YTM	Market Value Accrued Int.	% of Port. Gain/Loss	Moody/S&P Fitch	Maturity Duration
ABS									
89240BAC2	Toyota Auto Receivables Owners 2021-A A3	261,025.12	06/07/2022	255,631.29	97.42	254,294.12	0.85%	Aaa / NR	2.37
	0.260% Due 05/15/2025		2.63%	257,353.97	4.82%	30.16	(3,059.85)	AAA	0.56
43815EAC8	Honda Auto Receivables 2021-3 A3	350,000.00	07/27/2022	335,152.34	95.39	333,878.50	1.12%	NR / AAA	2.88
	0.410% Due 11/18/2025		3.40%	337,899.95	5.35%	51.82	(4,021.45)	AAA	0.94
05522RDC9	Bank of America Credit Card Tr 2020-A1 A1	380,000.00	06/15/2022	361,757.03	95.68	363,578.61	1.21%	Aaa / AAA	3.37
	0.340% Due 05/15/2026		3.67%	368,372.61	5.07%	57.42	(4,794.00)	NR	0.92
362554AC1	GM Financial Securitized Term 2021-4 A3	200,000.00	06/13/2022	190,492.19	94.48	188,962.48	0.63%	Aaa / AAA	3.71
	0.680% Due 09/16/2026		3.26%	192,384.29	5.54%	56.67	(3,421.81)	NR	1.15
02582JJR2	American Express 2021-1 A	265,000.00	06/28/2022	248,748.05	92.83	246,005.94	0.82%	Aaa / NR	3.88
	0.900% Due 11/15/2026		3.62%	252,222.60	4.98%	106.00	(6,216.66)	AAA	1.80
44918MAD2	Hyundai Auto Receivables 2022-B A3	250,000.00	08/03/2022	250,585.94	97.97	244,933.40	0.82%	NR / AAA	3.88
	3.720% Due 11/16/2026		3.64%	250,507.00	4.82%	413.33	(5,573.60)	AAA	1.90
47800AAC4	John Deere Owner Trust 2022-B A3	130,000.00	07/12/2022	129,987.59	97.70	127,011.01	0.43%	Aaa / NR	4.13
	3.740% Due 02/16/2027		3.77%	129,989.16	4.93%	216.09	(2,978.15)	AAA	1.99
362585AC5	GM Financial Securitized ART 2022-2 A3	250,000.00	10/24/2022	241,562.50	96.88	242,201.85	0.81%	Aaa / AAA	4.13
	3.100% Due 02/16/2027		4.92%	242,097.83	5.05%	322.92	104.02	NR	1.63
47800BAC2	John Deere Owner Trust 2022-C A3	170,000.00	10/12/2022	169,986.81	100.38	170,640.54	0.57%	Aaa / NR	4.46
	5.090% Due 06/15/2027		5.15%	169,987.54	4.97%	384.58	653.00	AAA	2.15
92348KAV5	Verizon Master Trust 2022-5 A1A	115,000.00	08/02/2022	114,994.94	98.48	113,255.89	0.38%	NR / AAA	4.55
	3.720% Due 07/20/2027		3.75%	114,995.65	5.00%	130.72	(1,739.76)	AAA	1.54
				2,298,898.68		**2,284,762.34**	**7.64%**	**Aaa / AAA**	**3.59**
TOTAL ABS		**2,371,025.12**	**3.72%**	**2,315,810.60**	**5.07%**	**1,769.71**	**(31,048.26)**	**AAA**	**1.36**
Agency									
3133834G3	FHLB Note	70,000.00	08/11/2022	69,368.60	98.89	69,220.10	0.23%	Aaa / AA+	0.44
	2.125% Due 06/09/2023		3.24%	69,666.47	4.71%	90.90	(446.37)	NR	0.43
3137EAEV7	FHLMC Note	550,000.00	06/28/2022	532,988.50	97.09	533,986.06	1.79%	Aaa / AA+	0.65
	0.250% Due 08/24/2023		3.00%	540,504.27	4.87%	485.07	(6,518.21)	AAA	0.63
313383YJ4	FHLB Note	550,000.00	06/27/2022	552,447.50	98.99	544,446.48	1.84%	Aaa / AA+	0.69
	3.375% Due 09/08/2023		2.99%	551,400.17	4.88%	5,826.56	(6,953.69)	NR	0.66
3133EMAM4	FFCB Callable Note Cont 9/21/2022	450,000.00	07/21/2022	434,650.50	96.65	434,915.25	1.45%	Aaa / AA+	0.72
	0.250% Due 09/21/2023		3.26%	440,523.67	5.03%	312.50	(5,608.42)	AAA	0.70
3130APU29	FHLB Note	500,000.00	06/28/2022	483,030.00	96.44	482,200.02	1.61%	Aaa / AA+	0.86
	0.500% Due 11/09/2023		3.06%	489,368.19	4.80%	361.11	(7,168.17)	NR	0.83

Holdings Report

As of December 31, 2022

City of Santa Paula - Account #10939

CUSIP	Security Description	Par Value/Units	Purchase Date Book Yield	Cost Value Book Value	Mkt Price Mkt YTM	Market Value Accrued Int.	% of Port. Gain/Loss	Moody/S&P Fitch	Maturity Duration
3130A0F70	FHLB Note 3.375% Due 12/08/2023	450,000.00	06/27/2022 3.10%	451,719.00 451,110.19	98.57 4.96%	443,553.76 970.31	1.48% (7,556.43)	Aaa / AA+ AAA	0.94 0.91
3130A0XE5	FHLB Note 3.250% Due 03/08/2024	365,000.00	06/13/2022 3.23%	365,087.60 365,059.78	98.21 4.81%	358,483.39 3,723.51	1.21% (6,576.39)	Aaa / AA+ NR	1.19 1.13
3133ENYX2	FFCB Note 3.250% Due 06/17/2024	375,000.00	06/15/2022 3.40%	373,946.25 374,231.67	98.00 4.68%	367,482.56 473.96	1.23% (6,749.11)	Aaa / AA+ AAA	1.46 1.40
3130ASDS5	FHLB Note 2.750% Due 06/28/2024	365,000.00	06/09/2022 2.87%	364,153.20 364,384.97	97.29 4.65%	355,111.36 83.65	1.19% (9,273.61)	Aaa / AA+ NR	1.49 1.44
3130ASME6	FHLB Note 3.000% Due 07/08/2024	500,000.00	07/07/2022 3.10%	499,030.00 499,264.87	97.49 4.73%	487,442.28 7,208.33	1.65% (11,822.59)	Aaa / AA+ NR	1.52 1.44
3133ENG20	FFCB Note 3.300% Due 08/15/2024	500,000.00	08/16/2022 3.30%	500,030.00 500,024.36	97.96 4.61%	489,822.81 6,233.33	1.66% (10,201.55)	Aaa / AA+ AAA	1.62 1.54
3130AQF40	FHLB Note 1.000% Due 12/20/2024	400,000.00	07/27/2022 3.15%	380,296.00 383,827.42	93.42 4.53%	373,684.52 122.22	1.25% (10,142.90)	Aaa / AA+ AAA	1.97 1.91
3135G0X24	FNMA Note 1.625% Due 01/07/2025	450,000.00	06/21/2022 3.34%	431,334.00 435,207.70	94.54 4.48%	425,447.92 3,534.38	1.43% (9,759.78)	Aaa / AA+ AAA	2.02 1.93
3135G05X7	FNMA Note 0.375% Due 08/25/2025	400,000.00	06/22/2022 3.27%	365,400.00 371,131.84	90.27 4.30%	361,072.86 525.00	1.21% (10,058.98)	Aaa / AA+ AAA	2.65 2.58
				5,803,481.15		**5,726,869.37**	**19.23%**	**Aaa / AA+**	**1.31**
TOTAL Agency		**5,925,000.00**	**3.15%**	**5,835,705.57**	**4.73%**	**29,950.83**	**(108,836.20)**	**AAA**	**1.26**
CMO									
3137BTU25	FHLMC K724 A2 3.062% Due 11/25/2023	352,013.33	06/13/2022 3.46%	350,322.01 350,960.67	98.34 5.19%	346,186.52 898.22	1.16% (4,774.15)	NR / NR AAA	0.90 0.69
3137BFXT3	FHLMC K042 A2 2.670% Due 12/25/2024	380,000.00	06/22/2022 3.52%	372,459.38 374,055.82	95.93 4.93%	364,536.09 169.10	1.22% (9,519.73)	Aaa / NR NR	1.99 1.76
3137BHCY1	FHLMC K044 A2 2.811% Due 01/25/2025	315,016.95	06/16/2022 4.46%	307,781.42 309,292.74	96.25 4.79%	303,208.41 737.93	1.02% (6,084.33)	NR / NR AAA	2.07 1.84
3137BM7C4	FHLMC K051 A2 3.308% Due 09/25/2025	380,000.00	06/23/2022 3.33%	379,198.44 379,327.55	96.63 4.65%	367,184.42 1,047.53	1.23% (12,143.13)	NR / NR AAA	2.74 2.42
3137BNGT5	FHLMC K054 A2 2.745% Due 01/25/2026	390,000.00	12/14/2022 4.45%	373,364.06 373,559.07	94.89 4.59%	370,070.77 892.13	1.24% (3,488.30)	NR / AAA NR	3.07 2.75
3137BTAC5	FHLMC K060 A2 3.300% Due 10/25/2026	400,000.00	07/28/2022 3.10%	402,437.50 402,188.16	95.78 4.49%	383,139.04 1,100.00	1.28% (19,049.12)	NR / NR AAA	3.82 3.49

Holdings Report

As of December 31, 2022

City of Santa Paula - Account #10939

CUSIP	Security Description	Par Value/Units	Purchase Date Book Yield	Cost Value Book Value	Mkt Price Mkt YTM	Market Value Accrued Int.	% of Port. Gain/Loss	Moody/S&P Fitch	Maturity Duration
3137F2LJ3	FHLMC K066 A2	400,000.00	10/18/2022	374,687.50	94.72	378,888.32	1.27%	NR / NR	4.48
	3.117% Due 06/25/2027		4.72%	375,769.74	4.45%	1,039.00	3,118.58	AAA	3.96
				2,560,250.31		**2,513,213.57**	**8.42%**	**Aaa / AAA**	**2.77**
TOTAL CMO		**2,617,030.28**	**3.84%**	**2,565,153.75**	**4.72%**	**5,883.91**	**(51,940.18)**	**AAA**	**2.46**
Corporate									
06051GHF9	Bank of America Corp Callable Note 1X 3/5/2023	550,000.00	06/28/2022	548,647.00	99.64	548,040.42	1.85%	A2 / A-	1.18
	3.550% Due 03/05/2024		5.02%	549,054.66	5.47%	6,291.39	(1,014.24)	AA-	0.18
037833CU2	Apple Inc Callable Note Cont 3/11/2024	550,000.00	Various	546,140.25	97.39	535,664.33	1.80%	Aaa / AA+	1.36
	2.850% Due 05/11/2024		3.24%	547,205.25	4.85%	2,177.09	(11,540.92)	NR	1.31
023135CE4	Amazon.com Inc Note	550,000.00	Various	548,249.50	96.57	531,117.49	1.79%	A1 / AA	2.28
	3.000% Due 04/13/2025		3.12%	548,564.81	4.60%	3,575.00	(17,447.32)	AA-	2.16
06367WB85	Bank of Montreal Note	575,000.00	06/27/2022	542,000.75	93.33	536,663.41	1.80%	A2 / A-	2.33
	1.850% Due 05/01/2025		4.01%	547,919.61	4.91%	1,772.92	(11,256.20)	AA-	2.23
06406RBF3	Bank of NY Mellon Corp Callable Note Cont 6/13/2024	550,000.00	Various	548,586.00	97.81	537,932.68	1.80%	A1 / A	2.45
	3.430% Due 06/13/2025		3.68%	548,828.44	4.79%	943.26	(10,895.76)	AA-	2.31
46647PDE3	JP Morgan Chase & Co Callable Note Cont 6/14/2025	550,000.00	06/27/2022	544,335.00	97.81	537,955.14	1.80%	A1 / A-	2.45
	3.845% Due 06/14/2025		4.69%	545,309.74	5.18%	1,057.38	(7,354.60)	AA-	2.32
26442UAA2	Duke Energy Progress LLC Callable Note Cont 5/15/25	550,000.00	06/27/2022	543,120.00	96.43	530,384.64	1.79%	Aa3 / A	2.62
	3.250% Due 08/15/2025		3.68%	544,239.58	4.71%	6,752.78	(13,854.94)	NR	2.44
194162AM5	Colgate Palmolive Co. Note	160,000.00	08/01/2022	159,852.80	96.96	155,130.45	0.52%	Aa3 / AA-	2.62
	3.100% Due 08/15/2025		3.13%	159,872.17	4.34%	1,956.44	(4,741.72)	NR	2.45
931142EW9	Wal-Mart Stores Note	480,000.00	Various	472,168.00	98.48	472,712.35	1.60%	Aa2 / AA	2.69
	3.900% Due 09/09/2025		4.50%	472,853.14	4.50%	5,824.00	(140.79)	AA	2.49
92826CAD4	Visa Inc Callable Note Cont 9/14/2025	500,000.00	08/17/2022	493,510.00	96.42	482,094.56	1.61%	Aa3 / AA-	2.96
	3.150% Due 12/14/2025		3.57%	494,232.30	4.45%	743.75	(12,137.74)	NR	2.77
				4,946,609.30		**4,867,695.47**	**16.36%**	**A1 / A+**	**2.25**
TOTAL Corporate		**5,015,000.00**	**3.91%**	**4,958,079.70**	**4.82%**	**31,094.01**	**(90,384.23)**	**AA-**	**2.02**

Holdings Report

As of December 31, 2022

City of Santa Paula - Account #10939

CUSIP	Security Description	Par Value/Units	Purchase Date Book Yield	Cost Value Book Value	Mkt Price Mkt YTM	Market Value Accrued Int.	% of Port. Gain/Loss	Moody/S&P Fitch	Maturity Duration
Money Market Fund									
31846V203	First American Govt Obligation Fund Class Y	69,311.87	Various 3.79%	69,311.87 69,311.87	1.00 3.79%	69,311.87 0.00	0.23% 0.00	Aaa / AAA AAA	0.00 0.00
TOTAL Money Market Fund		**69,311.87**	**3.79%**	**69,311.87** **69,311.87**	**3.79%**	**69,311.87** **0.00**	**0.23%** **0.00**	**Aaa / AAA** **AAA**	**0.00** **0.00**
Negotiable CD									
06417MB53	Bank of Nova Scotia Houston Yankee CD 3.700% Due 07/31/2023	500,000.00	07/29/2022 3.70%	500,000.00 500,000.00	99.10 5.19%	495,519.00 8,016.67	1.68% (4,481.00)	P-1 / A-1 F-1+	0.58 0.57
TOTAL Negotiable CD		**500,000.00**	**3.70%**	**500,000.00** **500,000.00**	**5.19%**	**495,519.00** **8,016.67**	**1.68%** **(4,481.00)**	**Aaa / AA** **AAA**	**0.58** **0.57**
Supranational									
4581X0EE4	Inter-American Dev Bank Note 3.250% Due 07/01/2024	550,000.00	Various 3.26%	549,937.50 549,953.23	97.85 4.75%	538,165.67 8,937.50	1.83% (11,787.56)	Aaa / AAA AAA	1.50 1.42
459058EP4	Intl. Bank Recon & Development Note 2.500% Due 07/29/2025	500,000.00	08/16/2022 3.31%	488,765.00 490,185.04	95.53 4.35%	477,633.12 5,277.78	1.61% (12,551.92)	Aaa / AAA AAA	2.58 2.43
TOTAL Supranational		**1,050,000.00**	**3.28%**	**1,038,702.50** **1,040,138.27**	**4.57%**	**1,015,798.79** **14,215.28**	**3.44%** **(24,339.48)**	**Aaa / AAA** **AAA**	**2.01** **1.89**
US Treasury									
912828ZH6	US Treasury Note 0.250% Due 04/15/2023	625,000.00	06/28/2022 2.85%	612,329.10 620,455.95	98.84 4.33%	617,724.38 334.82	2.06% (2,731.57)	Aaa / AA+ AAA	0.29 0.28
912828ZU7	US Treasury Note 0.250% Due 06/15/2023	625,000.00	06/29/2022 2.93%	609,252.93 617,576.38	98.06 4.59%	612,890.63 72.97	2.05% (4,685.75)	Aaa / AA+ AAA	0.45 0.45
91282CAP6	US Treasury Note 0.125% Due 10/15/2023	625,000.00	06/29/2022 3.06%	601,928.71 610,971.48	96.47 4.74%	602,954.38 167.41	2.01% (8,017.10)	Aaa / AA+ AAA	0.79 0.77
9128285Z9	US Treasury Note 2.500% Due 01/31/2024	600,000.00	07/18/2022 3.20%	593,789.06 595,626.88	97.66 4.74%	585,937.20 6,277.17	1.98% (9,689.68)	Aaa / AA+ AAA	1.08 1.04
912828B66	US Treasury Note 2.750% Due 02/15/2024	600,000.00	06/28/2022 3.09%	596,812.50 597,807.26	97.86 4.72%	587,156.40 6,232.34	1.98% (10,650.86)	Aaa / AA+ AAA	1.13 1.08
91282CEG2	US Treasury Note 2.250% Due 03/31/2024	230,000.00	07/18/2022 3.21%	226,370.31 227,340.57	97.05 4.71%	223,225.81 1,322.18	0.75% (4,114.76)	Aaa / AA+ AAA	1.25 1.20
91282CBV2	US Treasury Note 0.375% Due 04/15/2024	625,000.00	06/27/2022 3.13%	595,166.02 603,657.58	94.66 4.69%	591,650.63 502.23	1.98% (12,006.95)	Aaa / AA+ AAA	1.29 1.26

Holdings Report

As of December 31, 2022

City of Santa Paula - Account #10939

CUSIP	Security Description	Par Value/Units	Purchase Date Book Yield	Cost Value Book Value	Mkt Price Mkt YTM	Market Value Accrued Int.	% of Port. Gain/Loss	Moody/S&P Fitch	Maturity Duration
912828WJ5	US Treasury Note 2.500% Due 05/15/2024	600,000.00	06/28/2022 3.13%	593,156.25 595,011.84	97.10 4.71%	582,586.20 1,947.51	1.95% (12,425.64)	Aaa / AA+ AAA	1.37 1.32
912828XX3	US Treasury Note 2.000% Due 06/30/2024	500,000.00	07/25/2022 3.01%	490,566.41 492,693.99	96.21 4.64%	481,054.50 27.62	1.61% (11,639.49)	Aaa / AA+ AAA	1.50 1.45
91282CCL3	US Treasury Note 0.375% Due 07/15/2024	650,000.00	06/28/2022 3.14%	614,656.25 623,456.70	93.71 4.65%	609,146.20 1,126.02	2.04% (14,310.50)	Aaa / AA+ AAA	1.54 1.50
91282CCT6	US Treasury Note 0.375% Due 08/15/2024	625,000.00	06/27/2022 3.16%	589,331.05 597,893.43	93.46 4.60%	584,106.25 885.28	1.95% (13,787.18)	Aaa / AA+ AAA	1.62 1.58
91282CCX7	US Treasury Note 0.375% Due 09/15/2024	650,000.00	06/28/2022 3.19%	611,203.13 620,123.05	93.25 4.53%	606,150.35 727.21	2.03% (13,972.70)	Aaa / AA+ AAA	1.71 1.66
91282CDB4	US Treasury Note 0.625% Due 10/15/2024	625,000.00	06/27/2022 3.18%	589,843.75 597,670.20	93.44 4.48%	584,008.75 837.05	1.95% (13,661.45)	Aaa / AA+ AAA	1.79 1.74
912828G38	US Treasury Note 2.250% Due 11/15/2024	625,000.00	06/29/2022 3.16%	612,060.55 614,815.21	96.09 4.45%	600,586.25 1,825.79	2.01% (14,228.96)	Aaa / AA+ AAA	1.88 1.80
91282CDN8	US Treasury Note 1.000% Due 12/15/2024	650,000.00	06/29/2022 3.18%	616,712.89 623,562.85	93.65 4.42%	608,739.95 303.57	2.03% (14,822.90)	Aaa / AA+ AAA	1.96 1.90
912828J27	US Treasury Note 2.000% Due 02/15/2025	600,000.00	06/27/2022 3.22%	581,648.44 585,212.03	95.21 4.39%	571,242.00 4,532.61	1.92% (13,970.03)	Aaa / AA+ AAA	2.13 2.03
91282CED9	US Treasury Note 1.750% Due 03/15/2025	600,000.00	06/02/2022 2.84%	582,656.25 586,275.22	94.56 4.36%	567,375.00 3,132.60	1.91% (18,900.22)	Aaa / AA+ AAA	2.21 2.11
91282CEH0	US Treasury Note 2.625% Due 04/15/2025	900,000.00	Various 3.11%	888,492.19 890,543.36	96.31 4.33%	866,812.50 5,062.50	2.91% (23,730.86)	Aaa / AA+ AAA	2.29 2.18
912828XB1	US Treasury Note 2.125% Due 05/15/2025	600,000.00	06/02/2022 2.83%	588,070.31 590,418.59	95.10 4.32%	570,586.20 1,655.39	1.91% (19,832.39)	Aaa / AA+ AAA	2.37 2.27
91282CAB7	US Treasury Note 0.250% Due 07/31/2025	650,000.00	06/02/2022 2.87%	598,812.50 608,216.10	90.31 4.25%	587,005.90 680.03	1.96% (21,210.20)	Aaa / AA+ AAA	2.58 2.52
91282CFW6	US Treasury Note 4.500% Due 11/15/2025	600,000.00	11/09/2022 4.55%	599,156.25 599,192.43	100.69 4.24%	604,125.00 3,505.52	2.03% 4,932.57	Aaa / AA+ AAA	2.88 2.66
91282CGA3	US Treasury Note 4.000% Due 12/15/2025	335,000.00	12/14/2022 3.92%	335,758.98 335,747.21	99.45 4.20%	333,167.89 625.82	1.12% (2,579.32)	Aaa / AA+ AAA	2.96 2.75
912828U24	US Treasury Note 2.000% Due 11/15/2026	270,000.00	10/24/2022 4.43%	245,921.48 247,026.30	92.58 4.09%	249,971.40 701.10	0.84% 2,945.10	Aaa / AA+ AAA	3.88 3.66
TOTAL US Treasury		**13,410,000.00**	**3.19%**	**12,973,695.31** **13,081,294.61**	**4.49%**	**12,828,203.77** **42,484.74**	**43.00%** **(253,090.84)**	**Aaa / AA+** **AAA**	**1.72** **1.65**
TOTAL PORTFOLIO		**30,957,367.27**	**3.41%**	**30,190,949.12** **30,365,494.37**	**4.67%**	**29,801,374.18** **133,415.15**	**100.00%** **(564,120.19)**	**Aa1 / AA+** **AAA**	**1.95** **1.67**
TOTAL MARKET VALUE PLUS ACCRUALS						**29,934,789.33**			

Section 4 | Transactions

Transaction Ledger

As of December 31, 2022

City of Santa Paula - Account #10939

September 30, 2022 through December 31, 2022

Transaction Type	Settlement Date	CUSIP	Quantity	Security Description	Price	Acq/Disp Yield	Amount	Interest Pur/Sold	Total Amount	Gain/Loss
ACQUISITIONS										
Purchase	10/19/2022	47800BAC2	170,000.00	John Deere Owner Trust 2022-C A3 5.09% Due: 06/15/2027	99.992	5.15%	169,986.81	0.00	169,986.81	0.00
Purchase	10/21/2022	3137F2LJ3	400,000.00	FHLMC K066 A2 3.117% Due: 06/25/2027	93.672	4.72%	374,687.50	692.67	375,380.17	0.00
Purchase	10/25/2022	912828U24	270,000.00	US Treasury Note 2% Due: 11/15/2026	91.082	4.43%	245,921.48	2,391.85	248,313.33	0.00
Purchase	10/26/2022	362585AC5	250,000.00	GM Financial Securitized ART 2022-2 A3 3.1% Due: 02/16/2027	96.625	4.92%	241,562.50	215.28	241,777.78	0.00
Purchase	11/15/2022	91282CFW6	600,000.00	US Treasury Note 4.5% Due: 11/15/2025	99.859	4.55%	599,156.25	0.00	599,156.25	0.00
Purchase	12/15/2022	91282CGA3	335,000.00	US Treasury Note 4% Due: 12/15/2025	100.227	3.92%	335,758.98	0.00	335,758.98	0.00
Purchase	12/19/2022	3137BNGT5	390,000.00	FHLMC K054 A2 2.745% Due: 01/25/2026	95.734	4.45%	373,364.06	535.28	373,899.34	0.00
Subtotal			**2,415,000.00**				**2,340,437.58**	**3,835.08**	**2,344,272.66**	**0.00**
TOTAL ACQUISITIONS			**2,415,000.00**				**2,340,437.58**	**3,835.08**	**2,344,272.66**	**0.00**
DISPOSITIONS										
Sale	10/19/2022	912828TY6	600,000.00	US Treasury Note 1.625% Due: 11/15/2022	99.863	1.63%	599,179.69	4,159.65	603,339.34	-820.31
Sale	11/10/2022	912828UN8	600,000.00	US Treasury Note 2% Due: 02/15/2023	99.430	2.91%	596,578.13	2,836.96	599,415.09	-2,003.79
Subtotal			**1,200,000.00**				**1,195,757.82**	**6,996.61**	**1,202,754.43**	**-2,824.10**
Maturity	10/20/2022	78012UW43	375,000.00	Royal Bank of Canada Yankee CD 0.27% Due: 10/20/2022	100.000		375,000.00	1,023.75	376,023.75	0.00

Transaction Ledger

As of December 31, 2022

City of Santa Paula - Account #10939

September 30, 2022 through December 31, 2022

Transaction Type	Settlement Date	CUSIP	Quantity	Security Description	Price	Acq/Disp Yield	Amount	Interest Pur/Sold	Total Amount	Gain/Loss
Maturity	12/08/2022	912796X61	600,000.00	US Treasury Bill 1.722% Due: 12/08/2022	100.000		600,000.00	0.00	600,000.00	0.00
Subtotal			**975,000.00**				**975,000.00**	**1,023.75**	**976,023.75**	**0.00**
TOTAL DISPOSITIONS			**2,175,000.00**				**2,170,757.82**	**8,020.36**	**2,178,778.18**	**-2,824.10**

Important Disclosures

As of December 31, 2022

2022 Chandler Asset Management, Inc, An Independent Registered Investment Adviser.

Information contained herein is confidential. Prices are provided by ICE Data Services Inc ("IDS"), an independent pricing source. In the event IDS does not provide a price or if the price provided is not reflective of fair market value, Chandler will obtain pricing from an alternative approved third party pricing source in accordance with our written valuation policy and procedures. Our valuation procedures are also disclosed in Item 5 of our Form ADV Part 2A.

Performance results are presented gross-of-advisory fees and represent the client's Total Return. The deduction of advisory fees lowers performance results. These results include the reinvestment of dividends and other earnings. Past performance may not be indicative of future results. Therefore, clients should not assume that future performance of any specific investment or investment strategy will be profitable or equal to past performance levels. All investment strategies have the potential for profit or loss. Economic factors, market conditions or changes in investment strategies, contributions or withdrawals may materially alter the performance and results of your portfolio.

Index returns assume reinvestment of all distributions. Historical performance results for investment indexes generally do not reflect the deduction of transaction and/or custodial charges or the deduction of an investment management fee, the incurrence of which would have the effect of decreasing historical performance results. It is not possible to invest directly in an index.

Source ICE Data Indices, LLC ("ICE"), used with permission. ICE permits use of the ICE indices and related data on an "as is" basis; ICE, its affiliates and their respective third party suppliers disclaim any and all warranties and representations, express and/or implied, including any warranties of merchantability or fitness for a particular purpose or use, including the indices, index data and any data included in, related to, or derived therefrom. Neither ICE data, its affiliates or their respective third party providers guarantee the quality, adequacy, accuracy, timeliness or completeness of the indices or the index data or any component thereof, and the indices and index data and all components thereof are provided on an "as is" basis and licensee's use it at licensee's own risk. ICE data, its affiliates and their respective third party do not sponsor, endorse, or recommend chandler asset management, or any of its products or services.

This report is provided for informational purposes only and should not be construed as a specific investment or legal advice. The information contained herein was obtained from sources believed to be reliable as of the date of publication, but may become outdated or superseded at any time without notice. Any opinions or views expressed are based on current market conditions and are subject to change. This report may contain forecasts and forward-looking statements which are inherently limited and should not be relied upon as indicator of future results. Past performance is not indicative of future results. This report is not intended to constitute an offer, solicitation, recommendation or advice regarding any securities or investment strategy and should not be regarded by recipients as a substitute for the exercise of their own judgment.

Fixed income investments are subject to interest, credit and market risk. Interest rate risk: the value of fixed income investments will decline as interest rates rise. Credit risk: the possibility that the borrower may not be able to repay interest and principal. Low rated bonds generally have to pay higher interest rates to attract investors willing to take on greater risk. Market risk: the bond market in general could decline due to economic conditions, especially during periods of rising interest rates.

Ratings information have been provided by Moody's, S&P and Fitch through data feeds we believe to be reliable as of the date of this statement, however we cannot guarantee its accuracy.

Security level ratings for U.S. Agency issued mortgage-backed securities ("MBS") reflect the issuer rating because the securities themselves are not rated. The issuing U.S. Agency guarantees the full and timely payment of both principal and interest and carries a AA+/Aaa/AAA by S&P, Moody's and Fitch respectively.

Benchmark Disclosures

As of December 31, 2022

ICE BofA 1-3 Yr US Treasury & Agency Index

The ICE BofA 1-3 Year US Treasury & Agency Index tracks the performance of US dollar denominated US Treasury and nonsubordinated US agency debt issued in the US domestic market. Qualifying securities must have an investment grade rating (based on an average of Moody's, S&P and Fitch). Qualifying securities must have at least one year remaining term to final maturity and less than three years remaining term to final maturity, at least 18 months to maturity at time of issuance, a fixed coupon schedule, and a minimum amount outstanding of $1 billion for sovereigns and $250 million for agencies.

CITY OF SANTA PAULA
TREASURER'S REPORT OF INVESTMENTS
FOR THE QUARTER ENDED SEPTEMBER 30, 2021

SUMMARY OF CASH AND INVESTMENTS		TOTAL	QTRLY INTEREST EARNED
Bank of the Sierra Checking Account		$2,884,025.17	-
Petty Cash		$4,100.00	-
Treasurer's Imprest Account - Bank of the Sierra		$1,500.00	-
Community Center Mastercard		$2,495.98	-
INVESTMENTS			
State of California-LAIF	$48,227,319.86		$27,775.51
Passbook Accounts	$312,953.01		$39.44
Fiscal Agent Investments	$66,809,667.46		$269.29
Total Investments		$115,349,940.33	$28,084.24
Grand Total		$118,242,061.48	$28,084.24

All investments of the City are in compliance with the Statement of Investment Policy.
Maturities and cash availability will meet the City's budgeted expenditures for the next six months.

CITY OF SANTA PAULA
TREASURER'S REPORT OF INVESTMENTS
FOR THE QUARTER ENDED SEPTEMBER 30, 2021

POOLED CASH INVESTMENTS
STATE OF CALIFORNIA LOCAL AGENCY INVESTMENT FUND (LAIF)

DESCRIPTION	MATURITY DATE	09/30 INTEREST RATE	INVESTED AMOUNT	MARKET VALUE	TOTAL INVESTED	QTRLY INTEREST EARNED
CITY ACCOUNT		0.24%	$48,227,319.86	$48,227,319.86	$48,227,319.86	$27,775.51
TOTAL LAIF ACCOUNTS			$48,227,319.86	$48,227,319.86	$48,227,319.86	$27,775.51

SPECIFIC CASH INVESTMENTS
PASSBOOK

DESCRIPTION	09/30 INTEREST RATE	INVESTED AMOUNT	MARKET VALUE	TOTAL INVESTED	QTRLY INTEREST EARNED
Bank of the Sierra CD	0.05%	$312,953.01	$312,953.01	$312,953.01	$39.44
TOTAL PASSBOOK ACCOUNTS		$312,953.01	$312,953.01	$312,953.01	$39.44

CASH WITH FISCAL AGENT - INVESTMENTS

DESCRIPTION		09/30 INTEREST RATE	INVESTED AMOUNT	MARKET VALUE	TOTAL INVESTED	PAR VALUE	QTRLY INTEREST EARNED
SANTA PAULA REDEVELOPMENT AGY-RDA BOND SERIES 1994							
US Bank-DLA Fiscal Agent-Interest Acct		0.00%	$0.00	$0.00	$0.00	$0.00	$0.00
US Bank-First American Treasury Oblig	None	0.00%	$0.00	$0.00	$0.00	$0.00	$0.00
					$0.00		
$5,900,000 SANTA PAULA UTILITY AUTHORITY WASTEWATER ENTERPRISE REVENUE BONDS, 2010A SERIES							
The Bank of New York Mellon-Wastewater Interest Fund		0.00%	$0.00	$0.00	$0.00	$0.00	$0.00
The Bank of New York Mellon-Wastewater Project Fund		0.00%	$0.00	$0.00	$0.00	$0.00	$0.00
					$0.00		
$6,130,000 SANTA PAULA UTILITY AUTHORITY WASTEWATER ENTERPIRSE REVENUE BONDS, 2010B SERIES (TAXABLE)							
The Bank of New York Mellon-Wastewater Reserve Acct		0.00%	$0.00	$0.00	$0.00	$0.00	$0.00
The Bank of New York Mellon-Wastewater Bond Acct		0.00%	$0.00	$0.00	$0.00	$0.00	$0.00
The Bank of New York Mellon-Wastewater Project Fund		0.00%	$0.00	$0.00	$0.00	$0.00	$0.00
					$0.00		
$55,715,000 SANTA PAULA UTILITY AUTHORITY WATER ENTERPRISE REVENUE BONDS, 2010 SERIES							
The Bank of New York Mellon-Water Reserve Acct		0.00%	$0.00	$0.00	$0.00	$0.00	$0.00
The Bank of New York Mellon-Water Project Fund		0.00%	$0.00	$0.00	$0.00	$0.00	$0.00
The Bank of New York Mellon-Water Bond Fund		0.00%	$0.00	$0.00	$0.00	$0.00	$0.00
The Bank of New York Mellon-Water Interest Acct		0.00%	$0.00	$0.00	$0.00	$0.00	$0.00
					$0.00		

$67,195,000 SANTA PAULA UTILITY AUTHORITY 2015 WASTEWATER ENTERPRISE REVENUE BONDS

The Bank of New York Mellon-Wastewater 2015 Bond Fund	0.00%	$0.30	$0.30	$0.30	$0.30	-
The Bank of New York Mellon-Wastewater 2015 Interest Fund	0.00%	$0.00	$0.00	$0.00	$0.00	-
The Bank of New York Mellon-Wastewater Reserve Acct	0.00%	$25.27	$25.27	$25.27	$25.27	-
				$25.57		

$37,165,000 SANTA PAULA UTILITY AUTHORITY 2019 WATER REVENUE BONDS

The Bank of New York Mellon-Water 2019 Project Fund	0.03%	$3,028,386.95	$3,028,386.95	$3,028,386.95	$3,028,386.95	229.61
The Bank of New York Mellon-Water 2019 Bond Fund	0.00%	$3.95	$3.95	$3.95	$3.95	-
The Bank of New York Mellon-Water 2019 COI Fund	0.00%	$0.00	$0.00	$0.00	$0.00	-
The Bank of New York Mellon-Water 2019 Escrow Fund	0.00%	$0.00	$0.00	$0.00	$0.00	-
				$3,028,390.90		

$19,380,000 HARVEST COMMUNITY FACILTIES DISTRICT NO. 1 IMPROVEMENT AREA A

The Bank of New York Mellon-CFD 2020 Bond Fund	0.00%	$0.13	$0.13	$0.13	$0.13	-
The Bank of New York Mellon-CFD 2020 COI Fund	0.00%	$0.00	$0.00	$0.00	$0.00	-
The Bank of New York Mellon-CFD 2020 Improvement Fund	0.00%	$200.17	$200.17	$200.17	$200.17	-
The Bank of New York Mellon-CFD 2020 Reserve Fund	0.01%	$1,537,599.82	$1,537,599.82	$1,537,599.82	$1,537,599.82	39.68
				$1,537,800.12		

SANTA PAULA UTILITY AUTHORITY REVENUE BONDS $3,765,000 SERIES A AND $65,360,000 SERIES B

The Bank of New York Mellon-UA 2020 COI Fund	0.00%	$1,633.27	$1,633.27	$1,633.27	$1,633.27	-
The Bank of New York Mellon-UA 2020 Principal Fund	0.00%	$0.00	$0.00	$0.00	$0.00	-
The Bank of New York Mellon-UA 2020 Principal Fund	0.00%	$0.00	$0.00	$0.00	$0.00	-
The Bank of New York Mellon-UA 2020 COI Fund	0.00%	$7,775.18	$7,775.18	$7,775.18	$7,775.18	-
The Bank of New York Mellon-UA 2020 Escrow Fund	0.25%	$62,234,042.42	$62,234,042.42	$62,234,042.42	$62,234,042.42	-
				$62,243,450.87		

TOTAL FISCAL AGENT INVESTMENTS	$66,809,667.46	$66,809,667.46	$66,809,667.46	$66,809,667.46	$269.29
GRAND TOTAL INVESTMENTS			**$115,349,940.33**		**$28,084.24**

CITY OF SANTA PAULA
TREASURER'S REPORT OF INVESTMENTS
FOR THE QUARTER ENDED DECEMBER 31, 2021

SUMMARY OF CASH AND INVESTMENTS		TOTAL	QTRLY INTEREST EARNED
Bank of the Sierra Checking Account		$3,939,082.32	-
Petty Cash		$4,100.00	-
Treasurer's Imprest Account - Bank of the Sierra		$1,500.00	-
Community Center Mastercard		$2,192.66	-
INVESTMENTS			
State of California-LAIF	$52,255,095.37		$27,968.08
Passbook Accounts	$312,992.03		$39.02
Fiscal Agent Investments	$66,809,932.28		$269.29
Total Investments		$119,378,019.68	$28,276.39
Grand Total		$123,324,894.66	$28,276.39

All investments of the City are in compliance with the Statement of Investment Policy.
Maturities and cash availability will meet the City's budgeted expenditures for the next six months.

CITY OF SANTA PAULA
TREASURER'S REPORT OF INVESTMENTS
FOR THE QUARTER ENDED DECEMBER 31, 2021

POOLED CASH INVESTMENTS
STATE OF CALIFORNIA LOCAL AGENCY INVESTMENT FUND (LAIF)

DESCRIPTION	MATURITY DATE	12/31 INTEREST RATE	INVESTED AMOUNT	MARKET VALUE	TOTAL INVESTED	QTRLY INTEREST EARNED
CITY ACCOUNT		0.23%	$52,255,095.37	$52,255,095.37	$52,255,095.37	$27,968.08
TOTAL LAIF ACCOUNTS			$52,255,095.37	$52,255,095.37	$52,255,095.37	$27,968.08

SPECIFIC CASH INVESTMENTS
PASSBOOK

DESCRIPTION	12/31 INTEREST RATE	INVESTED AMOUNT	MARKET VALUE	TOTAL INVESTED	QTRLY INTEREST EARNED
Bank of the Sierra CD	0.05%	$312,992.03	$312,992.03	$312,992.03	$39.02
TOTAL PASSBOOK ACCOUNTS		$312,992.03	$312,992.03	$312,992.03	$39.02

CASH WITH FISCAL AGENT - INVESTMENTS

DESCRIPTION		12/31 INTEREST RATE	INVESTED AMOUNT	MARKET VALUE	TOTAL INVESTED	PAR VALUE	QTRLY INTEREST EARNED
SANTA PAULA REDEVELOPMENT AGY-RDA BOND SERIES 1994							
US Bank-DLA Fiscal Agent-Interest Acct		0.00%	$0.00	$0.00	$0.00	$0.00	$0.00
US Bank-First American Treasury Oblig	None	0.00%	$0.00	$0.00	$0.00	$0.00	$0.00
					$0.00		
$5,900,000 SANTA PAULA UTILITY AUTHORITY WASTEWATER ENTERPRISE REVENUE BONDS, 2010A SERIES							
The Bank of New York Mellon-Wastewater Interest Fund		0.00%	$0.00	$0.00	$0.00	$0.00	$0.00
The Bank of New York Mellon-Wastewater Project Fund		0.00%	$0.00	$0.00	$0.00	$0.00	$0.00
					$0.00		
$6,130,000 SANTA PAULA UTILITY AUTHORITY WASTEWATER ENTERPIRSE REVENUE BONDS, 2010B SERIES (TAXABLE)							
The Bank of New York Mellon-Wastewater Reserve Acct		0.00%	$0.00	$0.00	$0.00	$0.00	$0.00
The Bank of New York Mellon-Wastewater Bond Acct		0.00%	$0.00	$0.00	$0.00	$0.00	$0.00
The Bank of New York Mellon-Wastewater Project Fund		0.00%	$0.00	$0.00	$0.00	$0.00	$0.00
					$0.00		
$55,715,000 SANTA PAULA UTILITY AUTHORITY WATER ENTERPRISE REVENUE BONDS, 2010 SERIES							
The Bank of New York Mellon-Water Reserve Acct		0.00%	$0.00	$0.00	$0.00	$0.00	$0.00
The Bank of New York Mellon-Water Project Fund		0.00%	$0.00	$0.00	$0.00	$0.00	$0.00
The Bank of New York Mellon-Water Bond Fund		0.00%	$0.00	$0.00	$0.00	$0.00	$0.00
The Bank of New York Mellon-Water Interest Acct		0.00%	$0.00	$0.00	$0.00	$0.00	$0.00
					$0.00		

$67,195,000 SANTA PAULA UTILITY AUTHORITY 2015 WASTEWATER ENTERPRISE REVENUE BONDS						
The Bank of New York Mellon-Wastewater 2015 Bond Fund	0.00%	$0.30	$0.30	$0.30	$0.30	-
The Bank of New York Mellon-Wastewater 2015 Interest Fund	0.00%	$0.00	$0.00	$0.00	$0.00	-
The Bank of New York Mellon-Wastewater Reserve Acct	0.00%	$25.27	$25.27	$25.27	$25.27	-
				$25.57		
$37,165,000 SANTA PAULA UTILITY AUTHORITY 2019 WATER REVENUE BONDS						
The Bank of New York Mellon-Water 2019 Project Fund	0.03%	$3,028,613.54	$3,028,613.54	$3,028,613.54	$3,028,613.54	229.61
The Bank of New York Mellon-Water 2019 Bond Fund	0.00%	$3.95	$3.95	$3.95	$3.95	-
The Bank of New York Mellon-Water 2019 COI Fund	0.00%	$0.00	$0.00	$0.00	$0.00	-
The Bank of New York Mellon-Water 2019 Escrow Fund	0.00%	$0.00	$0.00	$0.00	$0.00	-
				$3,028,617.49		
$19,380,000 HARVEST COMMUNITY FACILTIES DISTRICT NO. 1 IMPROVEMENT AREA A						
The Bank of New York Mellon-CFD 2020 Bond Fund	0.00%	$0.13	$0.13	$0.13	$0.13	-
The Bank of New York Mellon-CFD 2020 COI Fund	0.00%	$0.00	$0.00	$0.00	$0.00	-
The Bank of New York Mellon-CFD 2020 Improvement Fund	0.00%	$200.17	$200.17	$200.17	$200.17	-
The Bank of New York Mellon-CFD 2020 Reserve Fund	0.01%	$1,537,638.05	$1,537,638.05	$1,537,638.05	$1,537,638.05	39.68
				$1,537,838.35		
SANTA PAULA UTILITY AUTHORITY REVENUE BONDS $3,765,000 SERIES A AND $65,360,000 SERIES B						
The Bank of New York Mellon-UA 2020 COI Fund	0.00%	$1,633.27	$1,633.27	$1,633.27	$1,633.27	-
The Bank of New York Mellon-UA 2020 Principal Fund	0.00%	$0.00	$0.00	$0.00	$0.00	-
The Bank of New York Mellon-UA 2020 Principal Fund	0.00%	$0.00	$0.00	$0.00	$0.00	-
The Bank of New York Mellon-UA 2020 COI Fund	0.00%	$7,775.18	$7,775.18	$7,775.18	$7,775.18	-
The Bank of New York Mellon-UA 2020 Escrow Fund	0.25%	$62,234,042.42	$62,234,042.42	$62,234,042.42	$62,234,042.42	-
				$62,243,450.87		
TOTAL FISCAL AGENT INVESTMENTS		$66,809,932.28	$66,809,932.28	$66,809,932.28	$66,809,932.28	$269.29
GRAND TOTAL INVESTMENTS				**$119,378,019.68**		**$28,276.39**

CITY OF SANTA PAULA
TREASURER'S REPORT OF INVESTMENTS
FOR THE QUARTER ENDED MARCH 31, 2022

SUMMARY OF CASH AND INVESTMENTS		TOTAL	QTRLY INTEREST EARNED
Bank of the Sierra Checking Account		$5,113,928.39	-
Petty Cash		$4,100.00	-
Treasurer's Imprest Account - Bank of the Sierra		$1,500.00	-
Community Center Mastercard		$1,824.34	-
INVESTMENTS			
State of California-LAIF	$52,783,063.45		$41,936.20
Passbook Accounts	$313,030.62		$38.59
Fiscal Agent Investments	$65,554,311.55		$269.29
Total Investments		$118,650,405.62	$42,244.08
Grand Total		$123,771,758.35	$42,244.08

All investments of the City are in compliance with the Statement of Investment Policy.
Maturities and cash availability will meet the City's budgeted expenditures for the next six months.

CITY OF SANTA PAULA
TREASURER'S REPORT OF INVESTMENTS
FOR THE QUARTER ENDED MARCH 31, 2022

POOLED CASH INVESTMENTS
STATE OF CALIFORNIA LOCAL AGENCY INVESTMENT FUND (LAIF)

DESCRIPTION	MATURITY DATE	03/31 INTEREST RATE	INVESTED AMOUNT	MARKET VALUE	TOTAL INVESTED	QTRLY INTEREST EARNED
CITY ACCOUNT		0.32%	$52,783,063.45	$52,783,063.45	$52,783,063.45	$41,936.20
TOTAL LAIF ACCOUNTS			$52,783,063.45	$52,783,063.45	$52,783,063.45	$41,936.20

SPECIFIC CASH INVESTMENTS
PASSBOOK

DESCRIPTION	03/31 INTEREST RATE	INVESTED AMOUNT	MARKET VALUE	TOTAL INVESTED	QTRLY INTEREST EARNED
Bank of the Sierra CD	0.05%	$313,030.62	$313,030.62	$313,030.62	$38.59
TOTAL PASSBOOK ACCOUNTS		$313,030.62	$313,030.62	$313,030.62	$38.59

CASH WITH FISCAL AGENT - INVESTMENTS

DESCRIPTION		03/31 INTEREST RATE	INVESTED AMOUNT	MARKET VALUE	TOTAL INVESTED	PAR VALUE	QTRLY INTEREST EARNED
SANTA PAULA REDEVELOPMENT AGY-RDA BOND SERIES 1994							
US Bank-DLA Fiscal Agent-Interest Acct		0.00%	$0.00	$0.00	$0.00	$0.00	$0.00
US Bank-First American Treasury Oblig	None	0.00%	$0.00	$0.00	$0.00	$0.00	$0.00
					$0.00		
$5,900,000 SANTA PAULA UTILITY AUTHORITY WASTEWATER ENTERPRISE REVENUE BONDS, 2010A SERIES							
The Bank of New York Mellon-Wastewater Interest Fund		0.00%	$0.00	$0.00	$0.00	$0.00	$0.00
The Bank of New York Mellon-Wastewater Project Fund		0.00%	$0.00	$0.00	$0.00	$0.00	$0.00
					$0.00		
$6,130,000 SANTA PAULA UTILITY AUTHORITY WASTEWATER ENTERPIRSE REVENUE BONDS, 2010B SERIES (TAXABLE)							
The Bank of New York Mellon-Wastewater Reserve Acct		0.00%	$0.00	$0.00	$0.00	$0.00	$0.00
The Bank of New York Mellon-Wastewater Bond Acct		0.00%	$0.00	$0.00	$0.00	$0.00	$0.00
The Bank of New York Mellon-Wastewater Project Fund		0.00%	$0.00	$0.00	$0.00	$0.00	$0.00
					$0.00		
$55,715,000 SANTA PAULA UTILITY AUTHORITY WATER ENTERPRISE REVENUE BONDS, 2010 SERIES							
The Bank of New York Mellon-Water Reserve Acct		0.00%	$0.00	$0.00	$0.00	$0.00	$0.00
The Bank of New York Mellon-Water Project Fund		0.00%	$0.00	$0.00	$0.00	$0.00	$0.00
The Bank of New York Mellon-Water Bond Fund		0.00%	$0.00	$0.00	$0.00	$0.00	$0.00
The Bank of New York Mellon-Water Interest Acct		0.00%	$0.00	$0.00	$0.00	$0.00	$0.00
					$0.00		

$67,195,000 SANTA PAULA UTILITY AUTHORITY 2015 WASTEWATER ENTERPRISE REVENUE BONDS

The Bank of New York Mellon-Wastewater 2015 Bond Fund	0.00%	$3.60	$3.60	$3.60	$3.60	-
The Bank of New York Mellon-Wastewater 2015 Interest Fund	0.00%	$0.00	$0.00	$0.00	$0.00	-
The Bank of New York Mellon-Wastewater Reserve Acct	0.00%	$25.27	$25.27	$25.27	$25.27	-
				$28.87		

$37,165,000 SANTA PAULA UTILITY AUTHORITY 2019 WATER REVENUE BONDS

The Bank of New York Mellon-Water 2019 Project Fund	0.03%	$3,028,837.64	$3,028,837.64	$3,028,837.64	$3,028,837.64	229.61
The Bank of New York Mellon-Water 2019 Bond Fund	0.00%	$1.91	$1.91	$1.91	$1.91	-
The Bank of New York Mellon-Water 2019 COI Fund	0.00%	$0.00	$0.00	$0.00	$0.00	-
The Bank of New York Mellon-Water 2019 Escrow Fund	0.00%	$0.00	$0.00	$0.00	$0.00	-
				$3,028,839.55		

$19,380,000 HARVEST COMMUNITY FACILTIES DISTRICT NO. 1 IMPROVEMENT AREA A

The Bank of New York Mellon-CFD 2020 Bond Fund	0.00%	$0.00	$0.00	$0.00	$0.00	-
The Bank of New York Mellon-CFD 2020 COI Fund	0.00%	$0.00	$0.00	$0.00	$0.00	-
The Bank of New York Mellon-CFD 2020 Improvement Fund	0.00%	$277.47	$277.47	$277.47	$277.47	-
The Bank of New York Mellon-CFD 2020 Reserve Fund	0.01%	$1,537,598.57	$1,537,598.57	$1,537,598.57	$1,537,598.57	39.68
				$1,537,876.04		

SANTA PAULA UTILITY AUTHORITY REVENUE BONDS $3,765,000 SERIES A AND $65,360,000 SERIES B

The Bank of New York Mellon-UA 2020 COI Fund	0.00%	$1,633.27	$1,633.27	$1,633.27	$1,633.27	-
The Bank of New York Mellon-UA 2020 Principal Fund	0.00%	$0.00	$0.00	$0.00	$0.00	-
The Bank of New York Mellon-UA 2020 Principal Fund	0.00%	$0.00	$0.00	$0.00	$0.00	-
The Bank of New York Mellon-UA 2020 COI Fund	0.00%	$7,775.18	$7,775.18	$7,775.18	$7,775.18	-
The Bank of New York Mellon-UA 2020 Escrow Fund	0.25%	$60,978,158.64	$60,978,158.64	$60,978,158.64	$60,978,158.64	-
				$60,987,567.09		

TOTAL FISCAL AGENT INVESTMENTS	$65,554,311.55	$65,554,311.55	$65,554,311.55	$65,554,311.55	$269.29
GRAND TOTAL INVESTMENTS			**$118,650,405.62**		**$42,244.08**

CITY OF SANTA PAULA
TREASURER'S REPORT OF INVESTMENTS
FOR THE QUARTER ENDED JUNE 30, 2022

SUMMARY OF CASH AND INVESTMENTS		TOTAL	QTRLY INTEREST EARNED
Bank of the Sierra Checking Account		$3,233,520.52	-
Petty Cash		$4,100.00	-
Treasurer's Imprest Account - Bank of the Sierra		$1,500.00	-
Community Center Mastercard		$1,496.02	-
INVESTMENTS			
State of California-LAIF	$32,324,999.65		$81,306.69
Chandler Asset Management	$29,946,245.00		$81,306.69
Passbook Accounts	$313,070.07		$39.45
Fiscal Agent Investments	$65,554,964.54		$269.29
Total Investments		$128,139,279.26	$162,922.12
Grand Total		$131,379,895.80	$162,922.12

All investments of the City are in compliance with the Statement of Investment Policy.
Maturities and cash availability will meet the City's budgeted expenditures for the next six months.

CITY OF SANTA PAULA
TREASURER'S REPORT OF INVESTMENTS
FOR THE QUARTER ENDED JUNE 30, 2022

POOLED CASH INVESTMENTS
STATE OF CALIFORNIA LOCAL AGENCY INVESTMENT FUND (LAIF)

DESCRIPTION	MATURITY DATE	06/30 INTEREST RATE	INVESTED AMOUNT	MARKET VALUE	TOTAL INVESTED	QTRLY INTEREST EARNED
CITY ACCOUNT		0.75%	$32,324,999.65	$32,324,999.65	$32,324,999.65	$81,306.69
TOTAL LAIF ACCOUNTS			$32,324,999.65	$32,324,999.65	$32,324,999.65	$81,306.69

CHANDLER ASSET MANAGEMENT*
* For more information, please see attached report.

DESCRIPTION	MATURITY DATE	06/30 INTEREST RATE	INVESTED BOOK VALUE AMOUNT	MARKET VALUE	TOTAL INVESTED	QTRLY INTEREST EARNED
CITY ACCOUNT		1.52%	$29,946,245.00	$29,983,186.00	$29,946,245.00	$81,306.69
TOTAL CAM ACCOUNTS			$29,946,245.00	$29,983,186.00	$29,946,245.00	$81,306.69

SPECIFIC CASH INVESTMENTS
PASSBOOK

DESCRIPTION	06/30 INTEREST RATE	INVESTED AMOUNT	MARKET VALUE	TOTAL INVESTED	QTRLY INTEREST EARNED
Bank of the Sierra CD	0.05%	$313,070.07	$313,070.07	$313,070.07	$39.45
TOTAL PASSBOOK ACCOUNTS		$313,070.07	$313,070.07	$313,070.07	$39.45

CASH WITH FISCAL AGENT - INVESTMENTS

DESCRIPTION		06/30 INTEREST RATE	INVESTED AMOUNT	MARKET VALUE	TOTAL INVESTED	PAR VALUE	QTRLY INTEREST EARNED
SANTA PAULA REDEVELOPMENT AGY-RDA BOND SERIES 1994							
US Bank-DLA Fiscal Agent-Interest Acct		0.00%	$0.00	$0.00	$0.00	$0.00	$0.00
US Bank-First American Treasury Oblig	None	0.00%	$0.00	$0.00	$0.00	$0.00	$0.00
					$0.00		
$5,900,000 SANTA PAULA UTILITY AUTHORITY WASTEWATER ENTERPRISE REVENUE BONDS, 2010A SERIES							
The Bank of New York Mellon-Wastewater Interest Fund		0.00%	$0.00	$0.00	$0.00	$0.00	$0.00
The Bank of New York Mellon-Wastewater Project Fund		0.00%	$0.00	$0.00	$0.00	$0.00	$0.00
					$0.00		
$6,130,000 SANTA PAULA UTILITY AUTHORITY WASTEWATER ENTERPIRSE REVENUE BONDS, 2010B SERIES (TAXABLE)							
The Bank of New York Mellon-Wastewater Reserve Acct		0.00%	$0.00	$0.00	$0.00	$0.00	
The Bank of New York Mellon-Wastewater Bond Acct		0.00%	$0.00	$0.00	$0.00	$0.00	

The Bank of New York Mellon-Wastewater Project Fund	0.00%	$0.00	$0.00	$0.00	$0.00	$0.00
				$0.00		
$55,715,000 SANTA PAULA UTILITY AUTHORITY WATER ENTERPRISE REVENUE BONDS, 2010 SERIES						
The Bank of New York Mellon-Water Reserve Acct	0.00%	$0.00	$0.00	$0.00	$0.00	$0.00
The Bank of New York Mellon-Water Project Fund	0.00%	$0.00	$0.00	$0.00	$0.00	$0.00
The Bank of New York Mellon-Water Bond Fund	0.00%	$0.00	$0.00	$0.00	$0.00	$0.00
The Bank of New York Mellon-Water Interest Acct	0.00%	$0.00	$0.00	$0.00	$0.00	$0.00
				$0.00		
$67,195,000 SANTA PAULA UTILITY AUTHORITY 2015 WASTEWATER ENTERPRISE REVENUE BONDS						
The Bank of New York Mellon-Wastewater 2015 Bond Fund	0.00%	$3.60	$3.60	$3.60	$3.60	-
The Bank of New York Mellon-Wastewater 2015 Interest Fund	0.00%	$0.00	$0.00	$0.00	$0.00	-
The Bank of New York Mellon-Wastewater Reserve Acct	0.00%	$25.27	$25.27	$25.27	$25.27	-
				$28.87		
$37,165,000 SANTA PAULA UTILITY AUTHORITY 2019 WATER REVENUE BONDS						
The Bank of New York Mellon-Water 2019 Project Fund	0.03%	$3,028,958.43	$3,028,958.43	$3,028,958.43	$3,028,958.43	229.61
The Bank of New York Mellon-Water 2019 Bond Fund	0.00%	$1.91	$1.91	$1.91	$1.91	-
The Bank of New York Mellon-Water 2019 COI Fund	0.00%	$0.00	$0.00	$0.00	$0.00	-
The Bank of New York Mellon-Water 2019 Escrow Fund	0.00%	$0.00	$0.00	$0.00	$0.00	-
				$3,028,960.34		
$19,380,000 HARVEST COMMUNITY FACILTIES DISTRICT NO. 1 IMPROVEMENT AREA A						
The Bank of New York Mellon-CFD 2020 Bond Fund	0.00%	$0.00	$0.00	$0.00	$0.00	-
The Bank of New York Mellon-CFD 2020 COI Fund	0.00%	$0.00	$0.00	$0.00	$0.00	-
The Bank of New York Mellon-CFD 2020 Improvement Fund	0.00%	$277.53	$277.53	$277.53	$277.53	-
The Bank of New York Mellon-CFD 2020 Reserve Fund	0.01%	$1,538,130.71	$1,538,130.71	$1,538,130.71	$1,538,130.71	39.68
				$1,538,408.24		
SANTA PAULA UTILITY AUTHORITY REVENUE BONDS $3,765,000 SERIES A AND $65,360,000 SERIES B						
The Bank of New York Mellon-UA 2020 COI Fund	0.00%	$1,633.27	$1,633.27	$1,633.27	$1,633.27	-
The Bank of New York Mellon-UA 2020 Principal Fund	0.00%	$0.00	$0.00	$0.00	$0.00	-
The Bank of New York Mellon-UA 2020 Principal Fund	0.00%	$0.00	$0.00	$0.00	$0.00	-
The Bank of New York Mellon-UA 2020 COI Fund	0.00%	$7,775.18	$7,775.18	$7,775.18	$7,775.18	-
The Bank of New York Mellon-UA 2020 Escrow Fund	0.25%	$60,978,158.64	$60,978,158.64	$60,978,158.64	$60,978,158.64	-
				$60,987,567.09		
TOTAL FISCAL AGENT INVESTMENTS		$65,554,964.54	$65,554,964.54	$65,554,964.54	$65,554,964.54	$269.29
GRAND TOTAL INVESTMENTS				**$128,139,279.26**		**$81,615.43**

City of Santa Paula - Account #10939

MONTHLY ACCOUNT STATEMENT

JUNE 1, 2022 THROUGH JUNE 30, 2022

Chandler Team:
For questions about your account, please call (800) 317-4747,
or contact **operations@chandlerasset.com**

Custodian
US Bank
Alex Bazan
(503) 464-3685

CHANDLER ASSET MANAGEMENT
chandlerasset.com

Information contained herein is confidential. We urge you to compare this statement to the one you receive from your qualified custodian. Please see Important Disclosures.

City of Santa Paula

Account #10939

Portfolio Summary

As of June 30, 2022

PORTFOLIO CHARACTERISTICS

Average Modified Duration	1.40
Average Coupon	1.52%
Average Purchase YTM	2.55%
Average Market YTM	2.51%
Average S&P/Moody Rating	AA+/Aa1
Average Final Maturity	1.55 yrs
Average Life	1.44 yrs

ACCOUNT SUMMARY

	Beg. Values as of 5/31/22	End Values as of 6/30/22
Market Value	30,000,000	29,983,186
Accrued Interest	0	71,619
Total Market Value	**30,000,000**	**30,054,805**
Income Earned	0	17,949
Cont/WD		-85
Par	30,000,000	30,547,375
Book Value	30,000,000	29,946,245
Cost Value	30,000,000	29,939,677

TOP ISSUERS

Government of United States	40.0%
First American Govt Oblig Fund	23.4%
Federal Home Loan Bank	7.4%
Federal Home Loan Mortgage Corp	6.6%
Federal National Mortgage Assoc	2.7%
Bank of America Corp	1.8%
Duke Energy Field Services	1.8%
Apple Inc	1.8%
Total	**85.6%**

SECTOR ALLOCATION

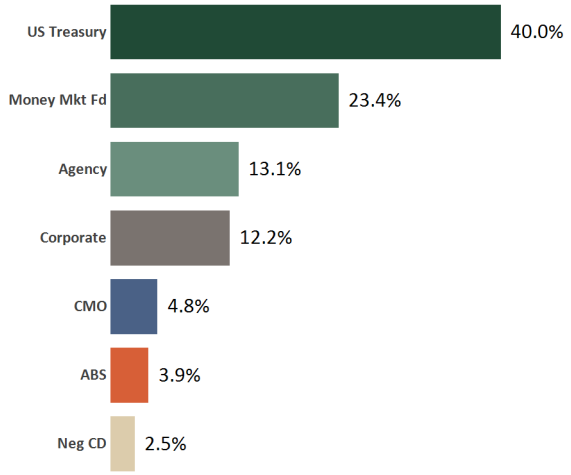

MATURITY DISTRIBUTION

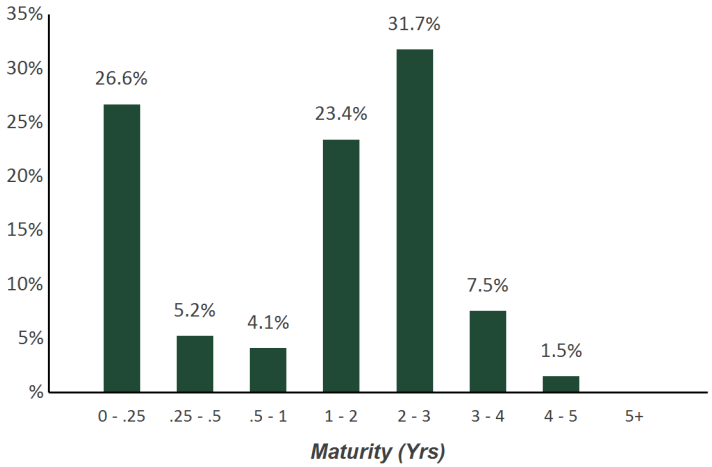

CREDIT QUALITY (S&P)

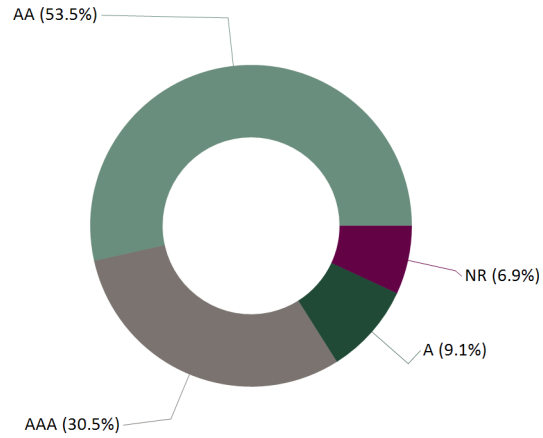

Statement of Compliance

As of June 30, 2022

City of Santa Paula

This portfolio is a consolidation of assets managed by Chandler Asset Management and assets managed internally by Client. Chandler relies on Client to provide accurate information for reporting assets and producing this compliance statement.

Category	Standard	Comment
U.S. Treasuries	No limitation; U.S. Treasury bills, notes, & bonds, or certificates of indebtedness, or those for which the full faith and credit of the U.S. Government are pledged for the payment of principal and interest	*Complies*
Federal Agencies	30% max per Agency/GSE issuer; 20% max callable agency securities; Federal agencies or U.S. government-sponsored enterprise obligations, participations, or other instruments, including those issued or fully guaranteed as to principal and interest by federal agencies or U.S. government sponsored enterprises.	*Complies*
Supranational Obligations	"AA" rating category or higher by a NRSRO; 30% max; 10% max per issuer; USD denominated senior unsecured unsubordinated obligations issued or unconditionally guaranteed by IBRD, IFC, or IADB	*Complies*
Municipal Securities (CA, Other States)	"AA" or "A-1" (for short-term securities) rating category or higher by a NRSRO; 30% max; 5% max per issuer; Bonds, notes, warrants or other evidence of debt issued by a local agency or municipality located within the State of California, including debt securities issued by the City; Bonds issued by any of the 50 United States, including bonds payable solely out of the revenues from a revenue producing property owned, controlled, or operated by a state or by a department, board, agency, or authority of any state.	*Complies*
Corporate Medium Term Notes	"AA" rating category or higher by a NRSRO; and "A" issuer rated or higher by a NRSRO; 30% max; 5% max per issuer; Issues by corporations organized and operating within the U.S. or by depository institutions licensed by the U.S. or any state and operating within the U.S	*Complies*
Asset-Backed, Mortgage-Backed, Mortgage Pass-Through Securities, and Collateralized Mortgage Obligations	"AA" rating category or higher by a NRSRO; 20% max (combined ABS/MBS/CMO); 5% max per issuer (except for Federal Agency securities); Any mortgage pass-through security, collateralized mortgage obligation, mortgage-backed or other pay-through bond, equipment leaseback certificate, consumer receivable pass-through certificate, or consumer receivable-backed bond	*Complies*
Negotiable Certificates of Deposit (NCD)	Negotiable CDs issued with maturities in excess of one year must be rated in a rating category of "A", the equivalent or higher by a NRSRO. Negotiable CDs with maturities under one year must be rated in a rating category of "A-1," the equivalent, or higher by a NRSRO; 30% max (combined with CDARS); 5% max per issuer; Issued by a nationally or state-chartered bank, or a state or federal savings and loan association, a state or federal credit union, or by a federally- or state-licensed branch of a foreign bank.	*Complies*
Certificate of Deposit Placement Service (CDARS)	30% max (combination with Negotiable CDs)	*Complies*
Non-Negotiable Certificates of Deposit (CD)	20% max; 5% max per issuer; FDIC insured or Collateralized; Non-negotiable deposits in a state or national bank, savings association or federal association, federal or state credit union in the State of California as authorized by CGC	*Complies*
Banker's Acceptances	Highest short-term rating category by a NRSRO for issuing financial institutions; 40% max; 5% max per issuer; 180 days max maturity	*Complies*
Commercial Paper	"Prime" quality of the highest rating by a NRSRO; 25% max; 5% max per issuer; 270 days maturity; 10% max of the outstanding commercial paper of any single issuer; Issued by an entity that meets all of the following conditions in either (1) or (2): 1. (a) organized and operating in the U.S. as a general corporation (b) has assets > $500 million; (c) "A" rating category or higher by a NRSRO, if any debt 2. (a) organized within the U.S. as a special purpose corporation, trust, or limited liability company; (b) has program-wide credit enhancements including, but not limited to, overcollateralization, letters of credit, or a surety bond; (c) "A-1" rating category or higher by a NRSRO.	*Complies*

Money Market and Mutual Funds	Highest rating by two NRSROs; 20% max in Money Market or Mutual Funds; 20% per fund; Issued by diversified management companies; Registered with SEC under Investment Company Act of 1940; Money market or mutual funds intended to maintain constant net asset value and that invest solely in U.S. Treasuries and Federal Agency obligations and repurchase agreements invested in such obligations	*Does not Comply**
Local Agency Investment Fund (LAIF)	California State Treasurer's Local Agency Investment Fund (LAIF) as authorized by Gov. Code Section 16429.1(b).	*Complies*
Local Government Investment Pool (LGIP)/ Other Pools/ Joint Powers Authority	Shares of beneficial interest issued by a joint powers authority organized in the State of California pursuant to Gov. Code Section 53601 subdivisions (a) to (q), inclusive. Each share shall represent an equal proportional interest in the underlying pool of securities owned by the joint powers authority. Purchases are limited to those pools that seek to maintain a constant net asset value and are rated in the highest category by a NRSRO. The joint powers authority issuing the shares shall have retained an investment adviser that meets all of the following criteria: (1) registered or exempt from registration with the SEC; (2) has not less than five years of experience investing in the securities and obligations authorized in subdivisions (a) to (q), inclusive, of [Gov. Code] section 53601; and (3) has assets under management > $500,000,000	*Complies*
Ventura County Investment Pool (VCIP)	Ventura County Treasurer's Investment Pool as authorized by California Government Code	*Complies*
Max Per Issuer	5% max per issuer, except for U.S. Treasury, Federal Agency securities, authorized pools, mutual funds, Supranationals, and collateralized investments	*Complies*
Maximum Maturity	5 years max maturity	*Complies*

**MMF concentration is 23.4%; new account - Investing to strategy.*

Reconciliation Summary

As of June 30, 2022

BOOK VALUE RECONCILIATION		
BEGINNING BOOK VALUE		**$30,000,000.00**
Acquisition		
+ Security Purchases	$22,905,664.76	
+ Money Market Fund Purchases	$3,881.79	
+ Money Market Contributions	$0.00	
+ Security Contributions	$0.00	
+ Security Transfers	$0.00	
Total Acquisitions		**$22,909,546.55**
Dispositions		
- Security Sales	$0.00	
- Money Market Fund Sales	$22,969,784.78	
- MMF Withdrawals	$85.01	
- Security Withdrawals	$0.00	
- Security Transfers	$0.00	
- Other Dispositions	$0.00	
- Maturites	$0.00	
- Calls	$0.00	
- Principal Paydowns	$0.00	
Total Dispositions		**$22,969,869.79**
Amortization/Accretion		
+/- Net Accretion	$6,568.17	
		$6,568.17
Gain/Loss on Dispositions		
+/- Realized Gain/Loss	$0.00	
		$0.00
ENDING BOOK VALUE		**$29,946,244.93**

CASH TRANSACTION SUMMARY		
BEGINNING BALANCE		**$30,000,000.00**
Acquisition		
Contributions	$0.00	
Security Sale Proceeds	$0.00	
Accrued Interest Received	$0.00	
Interest Received	$195.66	
Dividend Received	$3,686.13	
Principal on Maturities	$0.00	
Interest on Maturities	$0.00	
Calls/Redemption (Principal)	$0.00	
Interest from Calls/Redemption	$0.00	
Principal Paydown	$0.00	
Total Acquisitions	**$3,881.79**	
Dispositions		
Withdrawals	$85.01	
Security Purchase	$22,905,664.76	
Accrued Interest Paid	$64,120.02	
Total Dispositions	**$22,969,869.79**	
ENDING BOOK VALUE		**$7,034,012.00**

Holdings Report

As of June 30, 2022

CUSIP	Security Description	Par Value/Units	Purchase Date Book Yield	Cost Value Book Value	Mkt Price Mkt YTM	Market Value Accrued Int.	% of Port. Gain/Loss	Moody/S&P Fitch	Maturity Duration
ABS									
89240BAC2	Toyota Auto Receivables Owners 2021-A A3 0.26% Due 5/15/2025	380,000.00	06/07/2022 2.63%	372,147.66 372,415.49	97.65 3.47%	371,062.02 43.91	1.23% (1,353.47)	Aaa / NR AAA	2.88 0.73
05522RDC9	Bank of America Credit Card Tr 2020-A1 A1 0.34% Due 5/15/2026	380,000.00	06/15/2022 3.67%	361,757.03 362,224.80	95.86 3.30%	364,260.02 57.42	1.21% 2,035.22	Aaa / AAA NR	3.88 1.42
362554AC1	GM Financial Securitized Term 2021-4 A3 0.68% Due 9/16/2026	200,000.00	06/13/2022 3.26%	190,492.19 190,643.56	94.95 4.17%	189,890.40 56.67	0.63% (753.16)	Aaa / AAA NR	4.22 1.47
02582JJR2	American Express 2021-1 A 0.9% Due 11/15/2026	265,000.00	06/28/2022 3.62%	248,748.05 248,785.41	94.31 3.44%	249,925.48 106.00	0.83% 1,140.07	Aaa / NR AAA	4.38 2.30
Total ABS		**1,225,000.00**	**3.26%**	**1,173,144.93 1,174,069.26**	**3.53%**	**1,175,137.92 264.00**	**3.91% 1,068.66**	**Aaa / AAA AAA**	**3.72 1.40**
AGENCY									
3137EAEV7	FHLMC Note 0.25% Due 8/24/2023	550,000.00	06/28/2022 3.00%	532,988.50 533,069.31	97.03 2.90%	533,654.00 485.07	1.78% 584.69	Aaa / AA+ AAA	1.15 1.13
313383YJ4	FHLB Note 3.375% Due 9/8/2023	550,000.00	06/27/2022 2.99%	552,447.50 552,430.70	100.51 2.93%	552,814.35 5,826.56	1.86% 383.65	Aaa / AA+ NR	1.19 1.15
3130APU29	FHLB Note 0.5% Due 11/9/2023	500,000.00	06/28/2022 3.06%	483,030.00 483,098.15	96.78 2.94%	483,900.50 361.11	1.61% 802.35	Aaa / AA+ NR	1.36 1.33
3130A0F70	FHLB Note 3.375% Due 12/8/2023	450,000.00	06/27/2022 3.10%	451,719.00 451,709.23	100.57 2.97%	452,555.10 970.31	1.51% 845.87	Aaa / AA+ AAA	1.44 1.39
3130A0XE5	FHLB Note 3.25% Due 3/8/2024	365,000.00	06/13/2022 3.23%	365,087.60 365,085.25	100.50 2.94%	366,833.40 3,723.51	1.23% 1,748.15	Aaa / AA+ NR	1.69 1.62
3133ENYX2	FFCB Note 3.25% Due 6/17/2024	375,000.00	06/15/2022 3.40%	373,946.25 373,966.43	100.46 3.01%	376,734.00 473.96	1.26% 2,767.57	Aaa / AA+ AAA	1.97 1.89
3130ASDS5	FHLB Note 2.75% Due 6/28/2024	365,000.00	06/09/2022 2.87%	364,153.20 364,176.94	99.48 3.02%	363,093.97 585.52	1.21% (1,082.97)	Aaa / AA+ NR	2.00 1.92
3135G0X24	FNMA Note 1.625% Due 1/7/2025	450,000.00	06/21/2022 3.34%	431,334.00 431,514.64	96.64 3.02%	434,867.85 3,534.38	1.46% 3,353.21	Aaa / AA+ AAA	2.53 2.42

Holdings Report

As of June 30, 2022

CUSIP	Security Description	Par Value/Units	Purchase Date Book Yield	Cost Value Book Value	Mkt Price Mkt YTM	Market Value Accrued Int.	% of Port. Gain/Loss	Moody/S&P Fitch	Maturity Duration
AGENCY									
3135G05X7	FNMA Note 0.375% Due 8/25/2025	400,000.00	06/22/2022 3.27%	365,400.00 365,638.83	91.94 3.08%	367,748.80 525.00	1.23% 2,109.97	Aaa / AA+ AAA	3.16 3.08
Total Agency		**4,005,000.00**	**3.13%**	**3,920,106.05** **3,920,689.48**	**2.97%**	**3,932,201.97** **16,485.42**	**13.14%** **11,512.49**	**Aaa / AA+** **AAA**	**1.76** **1.70**
CMO									
3137BTU25	FHLMC K724 A2 3.062% Due 11/25/2023	380,000.00	06/13/2022 3.46%	378,174.22 378,226.19	99.68 3.19%	378,771.84 969.63	1.26% 545.65	NR / NR AAA	1.41 1.10
3137BFXT3	FHLMC K042 A2 2.67% Due 12/25/2024	380,000.00	06/22/2022 3.52%	372,459.38 372,493.35	98.27 3.39%	373,411.18 169.10	1.24% 917.83	Aaa / NR NR	2.49 2.24
3137BHCY1	FHLMC K044 A2 2.811% Due 1/25/2025	318,362.81	06/16/2022 4.46%	311,050.42 311,121.64	98.53 3.39%	313,694.03 745.76	1.05% 2,572.39	NR / NR AAA	2.58 2.29
3137BM7C4	FHLMC K051 A2 3.308% Due 9/25/2025	380,000.00	06/23/2022 3.33%	379,198.44 379,200.51	99.86 3.30%	379,456.22 1,047.53	1.27% 255.71	NR / NR AAA	3.24 2.89
Total CMO		**1,458,362.81**	**3.66%**	**1,440,882.46** **1,441,041.69**	**3.31%**	**1,445,333.27** **2,932.02**	**4.82%** **4,291.58**	**Aaa / NR** **AAA**	**2.42** **2.12**
CORPORATE									
06051GHF9	Bank of America Corp Callable Note 1X 3/5/2023 3.55% Due 3/5/2024	550,000.00	06/28/2022 3.52%	548,647.00 548,649.20	99.71 3.55%	548,392.90 6,291.39	1.85% (256.30)	A2 / A- AA-	1.68 1.60
037833CU2	Apple Inc Callable Note Cont 3/11/2024 2.85% Due 5/11/2024	550,000.00	Various 3.24%	546,140.25 546,168.48	99.37 3.20%	546,510.80 2,177.09	1.83% 342.32	Aaa / AA+ NR	1.87 1.79
023135CE4	Amazon.com Inc Note 3% Due 4/13/2025	375,000.00	06/02/2022 2.99%	375,071.25 375,069.54	99.08 3.35%	371,532.00 2,437.50	1.24% (3,537.54)	A1 / AA AA-	2.79 2.63
06367WB85	Bank of Montreal Note 1.85% Due 5/1/2025	575,000.00	06/27/2022 4.01%	542,000.75 542,064.39	94.88 3.77%	545,581.28 1,772.92	1.82% 3,516.89	A2 / A- AA-	2.84 2.71
06406RBF3	Bank of NY Mellon Corp Callable Note Cont 6/13/2024 3.43% Due 6/13/2025	550,000.00	Various 3.09%	548,586.00 548,587.31	99.28 3.26%	546,026.26 943.26	1.82% (2,561.05)	A1 / A AA-	2.96 2.78

Holdings Report

As of June 30, 2022

CUSIP	Security Description	Par Value/Units	Purchase Date Book Yield	Cost Value Book Value	Mkt Price Mkt YTM	Market Value Accrued Int.	% of Port. Gain/Loss	Moody/S&P Fitch	Maturity Duration
CORPORATE									
46647PDE3	JP Morgan Chase & Co Callable Note Cont 6/14/2025 3.845% Due 6/14/2025	550,000.00	06/27/2022 3.77%	544,335.00 544,345.48	99.09 3.73%	544,978.50 998.63	1.82% 633.02	A2 / A- AA-	2.96 2.80
26442UAA2	Duke Energy Progress LLC Callable Note Cont 5/15/25 3.25% Due 8/15/2025	550,000.00	06/27/2022 3.68%	543,120.00 543,132.04	99.33 3.48%	546,301.25 6,752.78	1.84% 3,169.21	Aa3 / A NR	3.13 2.91
Total Corporate		**3,700,000.00**	**3.49%**	**3,647,900.25** **3,648,016.44**	**3.48%**	**3,649,322.99** **21,373.57**	**12.21%** **1,306.55**	**A1 / A** **AA-**	**2.59** **2.45**
MONEY MARKET FUND									
31846V203	First American Govt Obligation Fund Class Y	7,034,012.00	Various 0.97%	7,034,012.00 7,034,012.00	1.00 0.97%	7,034,012.00 0.00	23.40% 0.00	Aaa / AAA AAA	0.00 0.00
Total Money Market Fund		**7,034,012.00**	**0.97%**	**7,034,012.00** **7,034,012.00**	**0.97%**	**7,034,012.00** **0.00**	**23.40%** **0.00**	**Aaa / AAA** **AAA**	**0.00** **0.00**
NEGOTIABLE CD									
55380TWT3	MUFG Bank Yankee CD 0.21% Due 9/20/2022	375,000.00	06/02/2022 1.65%	373,415.02 373,788.84	99.56 2.14%	373,354.50 605.94	1.24% (434.34)	P-1 / A-1 F-1	0.22 0.22
78012UW43	Royal Bank of Canada Yankee CD 0.27% Due 10/20/2022	375,000.00	06/02/2022 1.89%	372,716.72 373,136.44	99.34 2.42%	372,510.75 711.56	1.24% (625.69)	P-1 / A-1+ F-1+	0.31 0.30
Total Negotiable CD		**750,000.00**	**1.77%**	**746,131.74** **746,925.28**	**2.28%**	**745,865.25** **1,317.50**	**2.49%** **(1,060.03)**	**P-1 / A-1** **F-1+**	**0.27** **0.26**
US TREASURY									
912796XM6	US Treasury Bill 1.091% Due 8/16/2022	600,000.00	06/08/2022 1.11%	598,763.31 599,163.42	99.86 1.11%	599,163.42 0.00	1.99% 0.00	P-1 / A-1+ F-1+	0.13 0.13
912828TY6	US Treasury Note 1.625% Due 11/15/2022	600,000.00	06/08/2022 1.63%	600,000.00 600,000.00	99.75 2.29%	598,500.00 1,245.24	2.00% (1,500.00)	Aaa / AA+ AAA	0.38 0.37
912796X61	US Treasury Bill 1.722% Due 12/8/2022	600,000.00	06/08/2022 1.76%	594,775.08 595,406.66	99.23 1.76%	595,406.66 0.00	1.98% 0.00	P-1 / A-1+ F-1+	0.44 0.44
912828ZH6	US Treasury Note 0.25% Due 4/15/2023	625,000.00	06/28/2022 2.85%	612,329.10 612,416.49	97.97 2.86%	612,329.38 328.72	2.04% (87.11)	Aaa / AA+ AAA	0.79 0.78

Holdings Report

As of June 30, 2022

CUSIP	Security Description	Par Value/Units	Purchase Date Book Yield	Cost Value Book Value	Mkt Price Mkt YTM	Market Value Accrued Int.	% of Port. Gain/Loss	Moody/S&P Fitch	Maturity Duration
US TREASURY									
912828ZU7	US Treasury Note 0.25% Due 6/15/2023	625,000.00	06/29/2022 2.93%	609,252.93 609,297.92	97.50 2.92%	609,350.63 68.31	2.03% 52.71	Aaa / AA+ AAA	0.96 0.94
91282CAP6	US Treasury Note 0.125% Due 10/15/2023	625,000.00	06/29/2022 3.06%	601,928.71 601,977.59	96.46 2.93%	602,905.00 164.36	2.01% 927.41	Aaa / AA+ AAA	1.29 1.27
912828B66	US Treasury Note 2.75% Due 2/15/2024	600,000.00	06/28/2022 3.09%	596,812.50 596,823.20	99.72 2.93%	598,312.80 6,198.90	2.01% 1,489.60	Aaa / AA+ AAA	1.63 1.56
91282CBV2	US Treasury Note 0.375% Due 4/15/2024	625,000.00	06/27/2022 3.13%	595,166.02 595,302.25	95.54 2.95%	597,119.38 493.08	1.99% 1,817.13	Aaa / AA+ AAA	1.79 1.76
912828WJ5	US Treasury Note 2.5% Due 5/15/2024	600,000.00	06/28/2022 3.13%	593,156.25 593,176.20	99.18 2.95%	595,101.60 1,915.76	1.99% 1,925.40	Aaa / AA+ AAA	1.88 1.81
91282CCL3	US Treasury Note 0.375% Due 7/15/2024	650,000.00	06/28/2022 3.14%	614,656.25 614,750.88	94.94 2.95%	617,093.75 1,124.48	2.06% 2,342.87	Aaa / AA+ AAA	2.04 2.00
91282CCT6	US Treasury Note 0.375% Due 8/15/2024	625,000.00	06/27/2022 3.16%	589,331.05 589,468.41	94.68 2.97%	591,772.50 880.52	1.97% 2,304.09	Aaa / AA+ AAA	2.13 2.09
91282CCX7	US Treasury Note 0.375% Due 9/15/2024	650,000.00	06/28/2022 3.19%	611,203.13 611,299.04	94.47 2.98%	614,047.20 715.35	2.05% 2,748.16	Aaa / AA+ AAA	2.21 2.17
91282CDB4	US Treasury Note 0.625% Due 10/15/2024	625,000.00	06/27/2022 3.18%	589,843.75 589,969.31	94.82 2.98%	592,651.25 821.81	1.97% 2,681.94	Aaa / AA+ AAA	2.30 2.24
912828G38	US Treasury Note 2.25% Due 11/15/2024	625,000.00	06/29/2022 3.16%	612,060.55 612,075.44	98.36 2.97%	614,770.63 1,796.03	2.05% 2,695.19	Aaa / AA+ AAA	2.38 2.29
91282CDN8	US Treasury Note 1% Due 12/15/2024	650,000.00	06/29/2022 3.18%	616,712.89 616,749.92	95.32 2.99%	619,556.60 284.15	2.06% 2,806.68	Aaa / AA+ AAA	2.46 2.40
912828J27	US Treasury Note 2% Due 2/15/2025	600,000.00	06/27/2022 3.22%	581,648.44 581,705.61	97.52 2.99%	585,093.60 4,508.29	1.96% 3,387.99	Aaa / AA+ AAA	2.63 2.51
91282CED9	US Treasury Note 1.75% Due 3/15/2025	600,000.00	06/02/2022 2.84%	582,656.25 583,134.23	96.78 3.00%	580,687.20 3,081.52	1.94% (2,447.03)	Aaa / AA+ AAA	2.71 2.60
91282CEH0	US Treasury Note 2.625% Due 4/15/2025	600,000.00	06/28/2022 3.23%	590,320.31 590,339.27	99.02 2.99%	594,093.60 3,313.52	1.99% 3,754.33	Aaa / AA+ AAA	2.79 2.66
912828XB1	US Treasury Note 2.125% Due 5/15/2025	600,000.00	06/02/2022 2.83%	588,070.31 588,380.46	97.65 2.98%	585,890.40 1,628.40	1.95% (2,490.06)	Aaa / AA+ AAA	2.88 2.75

Holdings Report

As of June 30, 2022

CUSIP	Security Description	Par Value/Units	Purchase Date Book Yield	Cost Value Book Value	Mkt Price Mkt YTM	Market Value Accrued Int.	% of Port. Gain/Loss	Moody/S&P Fitch	Maturity Duration
US TREASURY									
91282CAB7	US Treasury Note 0.25% Due 7/31/2025	650,000.00	06/02/2022 2.87%	598,812.50 600,054.48	91.92 3.01%	597,467.00 677.83	1.99% (2,587.48)	Aaa / AA+ AAA	3.09 3.03
Total US Treasury		**12,375,000.00**	**2.84%**	**11,977,499.33** **11,981,490.78**	**2.78%**	**12,001,312.60** **29,246.27**	**40.03%** **19,821.82**	**Aaa / AA+** **AAA**	**1.84** **1.79**
TOTAL PORTFOLIO		**30,547,374.81**	**2.55%**	**29,939,676.76** **29,946,244.93**	**2.51%**	**29,983,186.00** **71,618.78**	**100.00%** **36,941.07**	**Aa1 / AA+** **AAA**	**1.55** **1.40**
TOTAL MARKET VALUE PLUS ACCRUED						**30,054,804.78**			

Transaction Ledger

As of June 30, 2022

Transaction Type	Settlement Date	CUSIP	Quantity	Security Description	Price	Acq/Disp Yield	Amount	Interest Pur/Sold	Total Amount	Gain/Loss
ACQUISITIONS										
Purchase	06/01/2022	31846V203	3,686.13	First American Govt Obligation Fund Class Y	1.000	0.35%	3,686.13	0.00	3,686.13	0.00
Purchase	06/03/2022	912828XB1	600,000.00	US Treasury Note 2.125% Due 5/15/2025	98.012	2.83%	588,070.31	658.29	588,728.60	0.00
Purchase	06/03/2022	91282CAB7	650,000.00	US Treasury Note 0.25% Due 7/31/2025	92.125	2.87%	598,812.50	552.14	599,364.64	0.00
Purchase	06/03/2022	91282CED9	600,000.00	US Treasury Note 1.75% Due 3/15/2025	97.109	2.84%	582,656.25	2,282.61	584,938.86	0.00
Purchase	06/06/2022	023135CE4	375,000.00	Amazon.com Inc Note 3% Due 4/13/2025	100.019	2.99%	375,071.25	1,656.25	376,727.50	0.00
Purchase	06/06/2022	55380TWT3	375,000.00	MUFG Bank Yankee CD 0.21% Due 9/20/2022	99.577	1.65%	373,415.02	551.25	373,966.27	0.00
Purchase	06/06/2022	78012UW43	375,000.00	Royal Bank of Canada Yankee CD 0.27% Due 10/20/2022	99.391	1.89%	372,716.72	641.25	373,357.97	0.00
Purchase	06/09/2022	89240BAC2	380,000.00	Toyota Auto Receivables Owners 2021-A A3 0.26% Due 5/15/2025	97.934	2.63%	372,147.66	65.87	372,213.53	0.00
Purchase	06/09/2022	912796X61	600,000.00	US Treasury Bill 1.722% Due 12/8/2022	99.129	1.76%	594,775.08	0.00	594,775.08	0.00
Purchase	06/09/2022	912796XM6	600,000.00	US Treasury Bill 1.091% Due 8/16/2022	99.794	1.11%	598,763.31	0.00	598,763.31	0.00
Purchase	06/09/2022	912828TY6	600,000.00	US Treasury Note 1.625% Due 11/15/2022	100.000	1.63%	600,000.00	662.36	600,662.36	0.00
Purchase	06/10/2022	3130ASDS5	365,000.00	FHLB Note 2.75% Due 6/28/2024	99.768	2.87%	364,153.20	0.00	364,153.20	0.00
Purchase	06/13/2022	06406RBF3	375,000.00	Bank of NY Mellon Corp Callable Note Cont 6/13/2024 3.43% Due 6/13/2025	100.000	3.00%	375,000.00	0.00	375,000.00	0.00
Purchase	06/14/2022	3130A0XE5	365,000.00	FHLB Note 3.25% Due 3/8/2024	100.024	3.23%	365,087.60	3,163.33	368,250.93	0.00
Purchase	06/15/2022	31846V203	82.33	First American Govt Obligation Fund Class Y	1.000	0.35%	82.33	0.00	82.33	0.00

Transaction Ledger

As of June 30, 2022

Transaction Type	Settlement Date	CUSIP	Quantity	Security Description	Price	Acq/Disp Yield	Amount	Interest Pur/Sold	Total Amount	Gain/Loss
ACQUISITIONS										
Purchase	06/15/2022	362554AC1	200,000.00	GM Financial Securitized Term 2021-4 A3 0.68% Due 9/16/2026	95.246	3.26%	190,492.19	109.56	190,601.75	0.00
Purchase	06/16/2022	3137BTU25	380,000.00	FHLMC K724 A2Due 11/25/2023	99.520	3.46%	378,174.22	484.82	378,659.04	0.00
Purchase	06/16/2022	31846V203	113.33	First American Govt Obligation Fund Class Y	1.000	0.35%	113.33	0.00	113.33	0.00
Purchase	06/17/2022	05522RDC9	380,000.00	Bank of America Credit Card Tr 2020-A1 A1 0.34% Due 5/15/2026	95.199	3.67%	361,757.03	7.18	361,764.21	0.00
Purchase	06/17/2022	3133ENYX2	375,000.00	FFCB Note 3.25% Due 6/17/2024	99.719	3.40%	373,946.25	0.00	373,946.25	0.00
Purchase	06/22/2022	3135G0X24	450,000.00	FNMA Note 1.625% Due 1/7/2025	95.852	3.34%	431,334.00	3,351.56	434,685.56	0.00
Purchase	06/22/2022	3137BHCY1	318,362.81	FHLMC K044 A2 2.811% Due 1/25/2025	97.703	4.46%	311,050.42	522.04	311,572.46	0.00
Purchase	06/23/2022	3135G05X7	400,000.00	FNMA Note 0.375% Due 8/25/2025	91.350	3.27%	365,400.00	491.67	365,891.67	0.00
Purchase	06/24/2022	037833CU2	375,000.00	Apple Inc Callable Note Cont 3/11/2024 2.85% Due 5/11/2024	99.310	3.23%	372,412.50	1,276.56	373,689.06	0.00
Purchase	06/27/2022	3137BFXT3	380,000.00	FHLMC K042 A2 2.67% Due 12/25/2024	98.016	3.52%	372,459.38	732.77	373,192.15	0.00
Purchase	06/28/2022	3130A0F70	450,000.00	FHLB Note 3.375% Due 12/8/2023	100.382	3.10%	451,719.00	843.75	452,562.75	0.00
Purchase	06/28/2022	313383YJ4	550,000.00	FHLB Note 3.375% Due 9/8/2023	100.445	2.99%	552,447.50	5,671.88	558,119.38	0.00
Purchase	06/28/2022	3137BM7C4	380,000.00	FHLMC K051 A2 3.308% Due 9/25/2025	99.789	3.33%	379,198.44	942.78	380,141.22	0.00
Purchase	06/28/2022	912828J27	600,000.00	US Treasury Note 2% Due 2/15/2025	96.941	3.22%	581,648.44	4,408.84	586,057.28	0.00
Purchase	06/28/2022	91282CBV2	625,000.00	US Treasury Note 0.375% Due 4/15/2024	95.227	3.13%	595,166.02	473.87	595,639.89	0.00
Purchase	06/28/2022	91282CCT6	625,000.00	US Treasury Note 0.375% Due 8/15/2024	94.293	3.16%	589,331.05	861.10	590,192.15	0.00

Transaction Ledger

As of June 30, 2022

Transaction Type	Settlement Date	CUSIP	Quantity	Security Description	Price	Acq/Disp Yield	Amount	Interest Pur/Sold	Total Amount	Gain/Loss
ACQUISITIONS										
Purchase	06/28/2022	91282CDB4	625,000.00	US Treasury Note 0.625% Due 10/15/2024	94.375	3.18%	589,843.75	789.79	590,633.54	0.00
Purchase	06/29/2022	02582JJR2	265,000.00	American Express 2021-1 A 0.9% Due 11/15/2026	93.867	3.62%	248,748.05	92.75	248,840.80	0.00
Purchase	06/29/2022	06367WB85	575,000.00	Bank of Montreal Note 1.85% Due 5/1/2025	94.261	4.01%	542,000.75	1,713.82	543,714.57	0.00
Purchase	06/29/2022	26442UAA2	230,000.00	Duke Energy Progress LLC Callable Note Cont 5/15/25 3.25% Due 8/15/2025	98.688	3.70%	226,982.40	2,782.36	229,764.76	0.00
Purchase	06/29/2022	26442UAA2	320,000.00	Duke Energy Progress LLC Callable Note Cont 5/15/25 3.25% Due 8/15/2025	98.793	3.66%	316,137.60	3,871.11	320,008.71	0.00
Purchase	06/29/2022	3130APU29	500,000.00	FHLB Note 0.5% Due 11/9/2023	96.606	3.06%	483,030.00	347.22	483,377.22	0.00
Purchase	06/29/2022	3137EAEV7	550,000.00	FHLMC Note 0.25% Due 8/24/2023	96.907	3.00%	532,988.50	477.43	533,465.93	0.00
Purchase	06/29/2022	46647PDE3	550,000.00	JP Morgan Chase & Co Callable Note Cont 6/14/2025 3.845% Due 6/14/2025	98.970	3.77%	544,335.00	881.15	545,216.15	0.00
Purchase	06/29/2022	912828B66	600,000.00	US Treasury Note 2.75% Due 2/15/2024	99.469	3.09%	596,812.50	6,107.73	602,920.23	0.00
Purchase	06/29/2022	912828WJ5	600,000.00	US Treasury Note 2.5% Due 5/15/2024	98.859	3.13%	593,156.25	1,834.24	594,990.49	0.00
Purchase	06/29/2022	912828ZH6	625,000.00	US Treasury Note 0.25% Due 4/15/2023	97.973	2.85%	612,329.10	320.18	612,649.28	0.00
Purchase	06/29/2022	91282CCL3	650,000.00	US Treasury Note 0.375% Due 7/15/2024	94.563	3.14%	614,656.25	1,111.02	615,767.27	0.00
Purchase	06/29/2022	91282CCX7	650,000.00	US Treasury Note 0.375% Due 9/15/2024	94.031	3.19%	611,203.13	702.11	611,905.24	0.00
Purchase	06/29/2022	91282CEH0	600,000.00	US Treasury Note 2.625% Due 4/15/2025	98.387	3.23%	590,320.31	3,227.46	593,547.77	0.00
Purchase	06/30/2022	037833CU2	175,000.00	Apple Inc Callable Note Cont 3/11/2024 2.85% Due 5/11/2024	99.273	3.25%	173,727.75	678.85	174,406.60	0.00

Transaction Ledger

As of June 30, 2022

Transaction Type	Settlement Date	CUSIP	Quantity	Security Description	Price	Acq/Disp Yield	Amount	Interest Pur/Sold	Total Amount	Gain/Loss
ACQUISITIONS										
Purchase	06/30/2022	06051GHF9	550,000.00	Bank of America Corp Callable Note 1X 3/5/2023 3.55% Due 3/5/2024	99.754	3.52%	548,647.00	6,237.15	554,884.15	0.00
Purchase	06/30/2022	06406RBF3	175,000.00	Bank of NY Mellon Corp Callable Note Cont 6/13/2024 3.43% Due 6/13/2025	99.192	3.29%	173,586.00	283.45	173,869.45	0.00
Purchase	06/30/2022	912828G38	625,000.00	US Treasury Note 2.25% Due 11/15/2024	97.930	3.16%	612,060.55	1,757.81	613,818.36	0.00
Purchase	06/30/2022	912828ZU7	625,000.00	US Treasury Note 0.25% Due 6/15/2023	97.480	2.93%	609,252.93	64.04	609,316.97	0.00
Purchase	06/30/2022	91282CAP6	625,000.00	US Treasury Note 0.125% Due 10/15/2023	96.309	3.06%	601,928.71	162.23	602,090.94	0.00
Purchase	06/30/2022	91282CDN8	650,000.00	US Treasury Note 1% Due 12/15/2024	94.879	3.18%	616,712.89	266.39	616,979.28	0.00
Subtotal			**23,517,244.60**				**22,909,546.55**	**64,120.02**	**22,973,666.57**	**0.00**
TOTAL ACQUISITIONS			**23,517,244.60**				**22,909,546.55**	**64,120.02**	**22,973,666.57**	**0.00**
DISPOSITIONS										
Sale	06/03/2022	31846V203	1,773,032.10	First American Govt Obligation Fund Class Y	1.000	0.35%	1,773,032.10	0.00	1,773,032.10	0.00
Sale	06/06/2022	31846V203	1,124,051.74	First American Govt Obligation Fund Class Y	1.000	0.35%	1,124,051.74	0.00	1,124,051.74	0.00
Sale	06/09/2022	31846V203	372,213.53	First American Govt Obligation Fund Class Y	1.000	0.35%	372,213.53	0.00	372,213.53	0.00
Sale	06/09/2022	31846V203	1,794,200.75	First American Govt Obligation Fund Class Y	1.000	0.35%	1,794,200.75	0.00	1,794,200.75	0.00
Sale	06/10/2022	31846V203	364,153.20	First American Govt Obligation Fund Class Y	1.000	0.35%	364,153.20	0.00	364,153.20	0.00

Transaction Ledger

As of June 30, 2022

Transaction Type	Settlement Date	CUSIP	Quantity	Security Description	Price	Acq/Disp Yield	Amount	Interest Pur/Sold	Total Amount	Gain/Loss
DISPOSITIONS										
Sale	06/13/2022	31846V203	375,000.00	First American Govt Obligation Fund Class Y	1.000	0.35%	375,000.00	0.00	375,000.00	0.00
Sale	06/14/2022	31846V203	368,250.93	First American Govt Obligation Fund Class Y	1.000	0.35%	368,250.93	0.00	368,250.93	0.00
Sale	06/15/2022	31846V203	190,601.75	First American Govt Obligation Fund Class Y	1.000	0.35%	190,601.75	0.00	190,601.75	0.00
Sale	06/16/2022	31846V203	378,659.04	First American Govt Obligation Fund Class Y	1.000	0.35%	378,659.04	0.00	378,659.04	0.00
Sale	06/17/2022	31846V203	735,710.46	First American Govt Obligation Fund Class Y	1.000	0.35%	735,710.46	0.00	735,710.46	0.00
Sale	06/22/2022	31846V203	311,572.46	First American Govt Obligation Fund Class Y	1.000	0.35%	311,572.46	0.00	311,572.46	0.00
Sale	06/22/2022	31846V203	434,685.56	First American Govt Obligation Fund Class Y	1.000	0.35%	434,685.56	0.00	434,685.56	0.00
Sale	06/23/2022	31846V203	365,891.67	First American Govt Obligation Fund Class Y	1.000	0.35%	365,891.67	0.00	365,891.67	0.00
Sale	06/24/2022	31846V203	373,689.06	First American Govt Obligation Fund Class Y	1.000	0.35%	373,689.06	0.00	373,689.06	0.00
Sale	06/27/2022	31846V203	373,192.15	First American Govt Obligation Fund Class Y	1.000	0.35%	373,192.15	0.00	373,192.15	0.00
Sale	06/28/2022	31846V203	380,141.22	First American Govt Obligation Fund Class Y	1.000	0.35%	380,141.22	0.00	380,141.22	0.00
Sale	06/28/2022	31846V203	3,373,204.99	First American Govt Obligation Fund Class Y	1.000	0.35%	3,373,204.99	0.00	3,373,204.99	0.00
Sale	06/29/2022	31846V203	4,897,464.23	First American Govt Obligation Fund Class Y	1.000	0.35%	4,897,464.23	0.00	4,897,464.23	0.00
Sale	06/29/2022	31846V203	1,638,704.19	First American Govt Obligation Fund Class Y	1.000	0.35%	1,638,704.19	0.00	1,638,704.19	0.00
Sale	06/30/2022	31846V203	903,160.20	First American Govt Obligation Fund Class Y	1.000	0.97%	903,160.20	0.00	903,160.20	0.00

Transaction Ledger

As of June 30, 2022

Transaction Type	Settlement Date	CUSIP	Quantity	Security Description	Price	Acq/Disp Yield	Amount	Interest Pur/Sold	Total Amount	Gain/Loss
DISPOSITIONS										
Sale	06/30/2022	31846V203	2,442,205.55	First American Govt Obligation Fund Class Y	1.000	0.97%	2,442,205.55	0.00	2,442,205.55	0.00
Subtotal			**22,969,784.78**				**22,969,784.78**	**0.00**	**22,969,784.78**	**0.00**
Paydown	06/15/2022	89240BAC2	0.00	Toyota Auto Receivables Owners 2021-A A3 0.26% Due 5/15/2025	100.000		0.00	82.33	82.33	0.00
Paydown	06/16/2022	362554AC1	0.00	GM Financial Securitized Term 2021-4 A3 0.68% Due 9/16/2026	100.000		0.00	113.33	113.33	0.00
Subtotal			**0.00**				**0.00**	**195.66**	**195.66**	**0.00**
Security Withdrawal	06/27/2022	31846V203	85.01	First American Govt Obligation Fund Class Y	1.000		85.01	0.00	85.01	0.00
Subtotal			**85.01**				**85.01**	**0.00**	**85.01**	**0.00**
TOTAL DISPOSITIONS			**22,969,869.79**				**22,969,869.79**	**195.66**	**22,970,065.45**	**0.00**
OTHER TRANSACTIONS										
Dividend	06/01/2022	31846V203	30,000,000.00	First American Govt Obligation Fund Class Y	0.000		3,686.13	0.00	3,686.13	0.00
Subtotal			**30,000,000.00**				**3,686.13**	**0.00**	**3,686.13**	**0.00**
TOTAL OTHER TRANSACTIONS			**30,000,000.00**				**3,686.13**	**0.00**	**3,686.13**	**0.00**

Income Earned

As of June 30, 2022

CUSIP	Security Description	Trade Date Settle Date Units	Book Value: Begin Book Value: Acq Book Value: Disp Book Value: End	Prior Accrued Inc. Received Ending Accrued Total Interest	Accr. Of Discount Amort. Of Premium Net Accret/Amort Income Earned	Total Income
FIXED INCOME						
023135CE4	Amazon.com Inc Note 3% Due 04/13/2025	06/02/2022 06/06/2022 375,000.00	0.00 375,071.25 0.00 375,069.54	0.00 (1,656.25) 2,437.50 781.25	0.00 1.71 (1.71) 779.54	779.54
02582JJR2	American Express 2021-1 A 0.9% Due 11/15/2026	06/28/2022 06/29/2022 265,000.00	0.00 248,748.05 0.00 248,785.41	0.00 (92.75) 106.00 13.25	37.36 0.00 37.36 50.61	50.61
037833CU2	Apple Inc Callable Note Cont 3/11/2024 2.85% Due 05/11/2024	Various Various 550,000.00	0.00 546,140.25 0.00 546,168.48	0.00 (1,955.41) 2,177.09 221.68	28.23 0.00 28.23 249.91	249.91
05522RDC9	Bank of America Credit Card Tr 2020-A1 A1 0.34% Due 05/15/2026	06/15/2022 06/17/2022 380,000.00	0.00 361,757.03 0.00 362,224.80	0.00 (7.18) 57.42 50.24	467.77 0.00 467.77 518.01	518.01
06051GHF9	Bank of America Corp Callable Note 1X 3/5/2023 3.55% Due 03/05/2024	06/28/2022 06/30/2022 550,000.00	0.00 548,647.00 0.00 548,649.20	0.00 (6,237.15) 6,291.39 54.24	2.20 0.00 2.20 56.44	56.44
06367WB85	Bank of Montreal Note 1.85% Due 05/01/2025	06/27/2022 06/29/2022 575,000.00	0.00 542,000.75 0.00 542,064.39	0.00 (1,713.82) 1,772.92 59.10	63.64 0.00 63.64 122.74	122.74
06406RBF3	Bank of NY Mellon Corp Callable Note Cont 6/13/2024 3.43% Due 06/13/2025	Various Various 550,000.00	0.00 548,586.00 0.00 548,587.31	0.00 (283.45) 943.26 659.81	1.31 0.00 1.31 661.12	661.12
26442UAA2	Duke Energy Progress LLC Callable Note Cont 5/15/25 3.25% Due 08/15/2025	06/27/2022 06/29/2022 550,000.00	0.00 543,120.00 0.00 543,132.04	0.00 (6,653.47) 6,752.78 99.31	12.04 0.00 12.04 111.35	111.35
3130A0F70	FHLB Note 3.375% Due 12/08/2023	06/27/2022 06/28/2022 450,000.00	0.00 451,719.00 0.00 451,709.23	0.00 (843.75) 970.31 126.56	0.00 9.77 (9.77) 116.79	116.79

Income Earned

As of June 30, 2022

CUSIP	Security Description	Trade Date Settle Date Units	Book Value: Begin Book Value: Acq Book Value: Disp Book Value: End	Prior Accrued Inc. Received Ending Accrued Total Interest	Accr. Of Discount Amort. Of Premium Net Accret/Amort Income Earned	Total Income
3130A0XE5	FHLB Note 3.25% Due 03/08/2024	06/13/2022 06/14/2022 365,000.00	0.00 365,087.60 0.00 365,085.25	0.00 (3,163.33) 3,723.51 560.18	0.00 2.35 (2.35) 557.83	557.83
3130APU29	FHLB Note 0.5% Due 11/09/2023	06/28/2022 06/29/2022 500,000.00	0.00 483,030.00 0.00 483,098.15	0.00 (347.22) 361.11 13.89	68.15 0.00 68.15 82.04	82.04
3130ASDS5	FHLB Note 2.75% Due 06/28/2024	06/09/2022 06/10/2022 365,000.00	0.00 364,153.20 0.00 364,176.94	0.00 0.00 585.52 585.52	23.74 0.00 23.74 609.26	609.26
313383YJ4	FHLB Note 3.375% Due 09/08/2023	06/27/2022 06/28/2022 550,000.00	0.00 552,447.50 0.00 552,430.70	0.00 (5,671.88) 5,826.56 154.68	0.00 16.80 (16.80) 137.88	137.88
3133ENYX2	FFCB Note 3.25% Due 06/17/2024	06/15/2022 06/17/2022 375,000.00	0.00 373,946.25 0.00 373,966.43	0.00 0.00 473.96 473.96	20.18 0.00 20.18 494.14	494.14
3135G05X7	FNMA Note 0.375% Due 08/25/2025	06/22/2022 06/23/2022 400,000.00	0.00 365,400.00 0.00 365,638.83	0.00 (491.67) 525.00 33.33	238.83 0.00 238.83 272.16	272.16
3135G0X24	FNMA Note 1.625% Due 01/07/2025	06/21/2022 06/22/2022 450,000.00	0.00 431,334.00 0.00 431,514.64	0.00 (3,351.56) 3,534.38 182.82	180.64 0.00 180.64 363.46	363.46
3137BFXT3	FHLMC K042 A2 2.67% Due 12/25/2024	06/22/2022 06/27/2022 380,000.00	0.00 372,459.38 0.00 372,493.35	0.00 (732.77) 169.10 (563.67)	33.97 0.00 33.97 (529.70)	(529.70)
3137BHCY1	FHLMC K044 A2 2.811% Due 01/25/2025	06/16/2022 06/22/2022 318,362.81	0.00 311,050.42 0.00 311,121.64	0.00 (522.04) 745.76 223.72	71.22 0.00 71.22 294.94	294.94

Income Earned

As of June 30, 2022

CUSIP	Security Description	Trade Date Settle Date Units	Book Value: Begin Book Value: Acq Book Value: Disp Book Value: End	Prior Accrued Inc. Received Ending Accrued Total Interest	Accr. Of Discount Amort. Of Premium Net Accret/Amort Income Earned	Total Income
3137BM7C4	FHLMC K051 A2 3.308% Due 09/25/2025	06/23/2022 06/28/2022 380,000.00	0.00 379,198.44 0.00 379,200.51	0.00 (942.78) 1,047.53 104.75	2.07 0.00 2.07 106.82	106.82
3137BTU25	FHLMC K724 A2 3.062% Due 11/25/2023	06/13/2022 06/16/2022 380,000.00	0.00 378,174.22 0.00 378,226.19	0.00 (484.82) 969.63 484.81	51.97 0.00 51.97 536.78	536.78
3137EAEV7	FHLMC Note 0.25% Due 08/24/2023	06/28/2022 06/29/2022 550,000.00	0.00 532,988.50 0.00 533,069.31	0.00 (477.43) 485.07 7.64	80.81 0.00 80.81 88.45	88.45
362554AC1	GM Financial Securitized Term 2021-4 A3 0.68% Due 09/16/2026	06/13/2022 06/15/2022 200,000.00	0.00 190,492.19 0.00 190,643.56	0.00 3.77 56.67 60.44	151.37 0.00 151.37 211.81	211.81
46647PDE3	JP Morgan Chase & Co Callable Note Cont 6/14/2025 3.845% Due 06/14/2025	06/27/2022 06/29/2022 550,000.00	0.00 544,335.00 0.00 544,345.48	0.00 (881.15) 998.63 117.48	10.48 0.00 10.48 127.96	127.96
89240BAC2	Toyota Auto Receivables Owners 2021-A A3 0.26% Due 05/15/2025	06/07/2022 06/09/2022 380,000.00	0.00 372,147.66 0.00 372,415.49	0.00 16.46 43.91 60.37	267.83 0.00 267.83 328.20	328.20
912828B66	US Treasury Note 2.75% Due 02/15/2024	06/28/2022 06/29/2022 600,000.00	0.00 596,812.50 0.00 596,823.20	0.00 (6,107.73) 6,198.90 91.17	10.70 0.00 10.70 101.87	101.87
912828G38	US Treasury Note 2.25% Due 11/15/2024	06/29/2022 06/30/2022 625,000.00	0.00 612,060.55 0.00 612,075.44	0.00 (1,757.81) 1,796.03 38.22	14.89 0.00 14.89 53.11	53.11
912828J27	US Treasury Note 2% Due 02/15/2025	06/27/2022 06/28/2022 600,000.00	0.00 581,648.44 0.00 581,705.61	0.00 (4,408.84) 4,508.29 99.45	57.17 0.00 57.17 156.62	156.62

Income Earned

As of June 30, 2022

CUSIP	Security Description	Trade Date Settle Date Units	Book Value: Begin Book Value: Acq Book Value: Disp Book Value: End	Prior Accrued Inc. Received Ending Accrued Total Interest	Accr. Of Discount Amort. Of Premium Net Accret/Amort Income Earned	Total Income
912828TY6	US Treasury Note 1.625% Due 11/15/2022	06/08/2022 06/09/2022 600,000.00	0.00 600,000.00 0.00 600,000.00	0.00 (662.36) 1,245.24 582.88	0.00 0.00 0.00 582.88	582.88
912828WJ5	US Treasury Note 2.5% Due 05/15/2024	06/28/2022 06/29/2022 600,000.00	0.00 593,156.25 0.00 593,176.20	0.00 (1,834.24) 1,915.76 81.52	19.95 0.00 19.95 101.47	101.47
912828XB1	US Treasury Note 2.125% Due 05/15/2025	06/02/2022 06/03/2022 600,000.00	0.00 588,070.31 0.00 588,380.46	0.00 (658.29) 1,628.40 970.11	310.15 0.00 310.15 1,280.26	1,280.26
912828ZH6	US Treasury Note 0.25% Due 04/15/2023	06/28/2022 06/29/2022 625,000.00	0.00 612,329.10 0.00 612,416.49	0.00 (320.18) 328.72 8.54	87.39 0.00 87.39 95.93	95.93
912828ZU7	US Treasury Note 0.25% Due 06/15/2023	06/29/2022 06/30/2022 625,000.00	0.00 609,252.93 0.00 609,297.92	0.00 (64.04) 68.31 4.27	44.99 0.00 44.99 49.26	49.26
91282CAB7	US Treasury Note 0.25% Due 07/31/2025	06/02/2022 06/03/2022 650,000.00	0.00 598,812.50 0.00 600,054.48	0.00 (552.14) 677.83 125.69	1,241.98 0.00 1,241.98 1,367.67	1,367.67
91282CAP6	US Treasury Note 0.125% Due 10/15/2023	06/29/2022 06/30/2022 625,000.00	0.00 601,928.71 0.00 601,977.59	0.00 (162.23) 164.36 2.13	48.88 0.00 48.88 51.01	51.01
91282CBV2	US Treasury Note 0.375% Due 04/15/2024	06/27/2022 06/28/2022 625,000.00	0.00 595,166.02 0.00 595,302.25	0.00 (473.87) 493.08 19.21	136.23 0.00 136.23 155.44	155.44
91282CCL3	US Treasury Note 0.375% Due 07/15/2024	06/28/2022 06/29/2022 650,000.00	0.00 614,656.25 0.00 614,750.88	0.00 (1,111.02) 1,124.48 13.46	94.63 0.00 94.63 108.09	108.09

Income Earned

As of June 30, 2022

CUSIP	Security Description	Trade Date Settle Date Units	Book Value: Begin Book Value: Acq Book Value: Disp Book Value: End	Prior Accrued Inc. Received Ending Accrued Total Interest	Accr. Of Discount Amort. Of Premium Net Accret/Amort Income Earned	Total Income
91282CCT6	US Treasury Note 0.375% Due 08/15/2024	06/27/2022 06/28/2022 625,000.00	0.00 589,331.05 0.00 589,468.41	0.00 (861.10) 880.52 19.42	137.36 0.00 137.36 156.78	156.78
91282CCX7	US Treasury Note 0.375% Due 09/15/2024	06/28/2022 06/29/2022 650,000.00	0.00 611,203.13 0.00 611,299.04	0.00 (702.11) 715.35 13.24	95.91 0.00 95.91 109.15	109.15
91282CDB4	US Treasury Note 0.625% Due 10/15/2024	06/27/2022 06/28/2022 625,000.00	0.00 589,843.75 0.00 589,969.31	0.00 (789.79) 821.81 32.02	125.56 0.00 125.56 157.58	157.58
91282CDN8	US Treasury Note 1% Due 12/15/2024	06/29/2022 06/30/2022 650,000.00	0.00 616,712.89 0.00 616,749.92	0.00 (266.39) 284.15 17.76	37.03 0.00 37.03 54.79	54.79
91282CED9	US Treasury Note 1.75% Due 03/15/2025	06/02/2022 06/03/2022 600,000.00	0.00 582,656.25 0.00 583,134.23	0.00 (2,282.61) 3,081.52 798.91	477.98 0.00 477.98 1,276.89	1,276.89
91282CEH0	US Treasury Note 2.625% Due 04/15/2025	06/28/2022 06/29/2022 600,000.00	0.00 590,320.31 0.00 590,339.27	0.00 (3,227.46) 3,313.52 86.06	18.96 0.00 18.96 105.02	105.02
Total Fixed Income		**21,563,362.81**	**0.00** **20,965,994.63** **0.00** **20,970,737.57**	**0.00** **(62,731.86)** **70,301.28** **7,569.42**	**4,773.57** **30.63** **4,742.94** **12,312.36**	**12,312.36**

CASH & EQUIVALENT						
31846V203	First American Govt Obligation Fund Class Y	Various Various 7,034,012.00	30,000,000.00 3,881.79 22,969,869.79 7,034,012.00	0.00 3,686.13 0.00 3,686.13	0.00 0.00 0.00 3,686.13	3,686.13

Income Earned

As of June 30, 2022

CUSIP	Security Description	Trade Date Settle Date Units	Book Value: Begin Book Value: Acq Book Value: Disp Book Value: End	Prior Accrued Inc. Received Ending Accrued Total Interest	Accr. Of Discount Amort. Of Premium Net Accret/Amort Income Earned	Total Income
55380TWT3	MUFG Bank Yankee CD 0.21% Due 09/20/2022	06/02/2022 06/06/2022 375,000.00	0.00 373,415.02 0.00 373,788.84	0.00 (551.25) 605.94 54.69	373.82 0.00 373.82 428.51	428.51
78012UW43	Royal Bank of Canada Yankee CD 0.27% Due 10/20/2022	06/02/2022 06/06/2022 375,000.00	0.00 372,716.72 0.00 373,136.44	0.00 (641.25) 711.56 70.31	419.72 0.00 419.72 490.03	490.03
912796X61	US Treasury Bill 1.722% Due 12/08/2022	06/08/2022 06/09/2022 600,000.00	0.00 594,775.08 0.00 595,406.66	0.00 0.00 0.00 0.00	631.58 0.00 631.58 631.58	631.58
912796XM6	US Treasury Bill 1.091% Due 08/16/2022	06/08/2022 06/09/2022 600,000.00	0.00 598,763.31 0.00 599,163.42	0.00 0.00 0.00 0.00	400.11 0.00 400.11 400.11	400.11
			30,000,000.00 **1,943,551.92** **22,969,869.79**	**0.00** **2,493.63** **1,317.50**	**1,825.23** **0.00** **1,825.23**	
Total Cash & Equivalent		**8,984,012.00**	**8,975,507.36**	**3,811.13**	**5,636.36**	**5,636.36**
			30,000,000.00 **22,909,546.55** **22,969,869.79**	**0.00** **(60,238.23)** **71,618.78**	**6,598.80** **30.63** **6,568.17**	
TOTAL PORTFOLIO		**30,547,374.81**	**29,946,244.93**	**11,380.55**	**17,948.72**	**17,948.72**

Cash Flow Report

As of June 30, 2022

Payment Date	Transaction Type	CUSIP	Quantity	Security Description	Principal Amount	Income	Total Amount
07/01/2022	Purchase	023135CE4	175,000.00	Amazon.com Inc Note 3% Due 4/13/2025	-173,178.25	-1,137.50	-174,315.75
07/01/2022	Purchase	4581X0EE4	550,000.00	Inter-American Dev Bank Note 3.25% Due 7/1/2024	-549,937.50	0.00	-549,937.50
07/01/2022	Sale	31846V203	724,253.25	First American Govt Obligation Fund Class Y	724,253.25	0.00	724,253.25
07/07/2022	Interest	3135G0X24	450,000.00	FNMA Note 1.625% Due 1/7/2025	0.00	3,656.25	3,656.25
07/15/2022	Interest	91282CCL3	650,000.00	US Treasury Note 0.375% Due 7/15/2024	0.00	1,218.75	1,218.75
07/15/2022	Paydown	05522RDC9	380,000.00	Bank of America Credit Card Tr 2020-A1 A1 0.34% Due 5/15/2026	0.00	107.67	107.67
07/15/2022	Paydown	02582JJR2	265,000.00	American Express 2021-1 A 0.9% Due 11/15/2026	0.00	198.75	198.75
07/15/2022	Paydown	89240BAC2	380,000.00	Toyota Auto Receivables Owners 2021-A A3 0.26% Due 5/15/2025	18,036.50	82.33	18,118.83
07/16/2022	Paydown	362554AC1	200,000.00	GM Financial Securitized Term 2021-4 A3 0.68% Due 9/16/2026	0.00	113.33	113.33
07/25/2022	Paydown	3137BTU25	380,000.00	FHLMC K724 A2 3.062% Due 11/25/2023	24,820.83	969.63	25,790.46
07/25/2022	Paydown	3137BHCY1	318,362.81	FHLMC K044 A2 2.811% Due 1/25/2025	9,779.40	745.76	10,525.16
07/25/2022	Paydown	3137BM7C4	380,000.00	FHLMC K051 A2 3.308% Due 9/25/2025	0.00	1,047.53	1,047.53
07/31/2022	Interest	91282CAB7	650,000.00	US Treasury Note 0.25% Due 7/31/2025	0.00	812.50	812.50
JUL 2022					**53,774.23**	**7,815.00**	**61,589.23**
08/15/2022	Interest	912828J27	600,000.00	US Treasury Note 2% Due 2/15/2025	0.00	6,000.00	6,000.00
08/15/2022	Interest	91282CCT6	625,000.00	US Treasury Note 0.375% Due 8/15/2024	0.00	1,171.88	1,171.88
08/15/2022	Interest	26442UAA2	550,000.00	Duke Energy Progress LLC Callable Note Cont 5/15/25 3.25% Due 8/15/2025	0.00	8,937.50	8,937.50

Cash Flow Report

As of June 30, 2022

Payment Date	Transaction Type	CUSIP	Quantity	Security Description	Principal Amount	Income	Total Amount
08/15/2022	Interest	912828B66	600,000.00	US Treasury Note 2.75% Due 2/15/2024	0.00	8,250.00	8,250.00
08/15/2022	Paydown	02582JJR2	265,000.00	American Express 2021-1 A 0.9% Due 11/15/2026	0.00	198.75	198.75
08/15/2022	Paydown	05522RDC9	380,000.00	Bank of America Credit Card Tr 2020-A1 A1 0.34% Due 5/15/2026	0.00	107.67	107.67
08/15/2022	Paydown	89240BAC2	380,000.00	Toyota Auto Receivables Owners 2021-A A3 0.26% Due 5/15/2025	18,042.36	78.43	18,120.79
08/16/2022	Maturity	912796XM6	600,000.00	US Treasury Bill 1.091% Due 8/16/2022	600,000.00	0.00	600,000.00
08/16/2022	Paydown	362554AC1	200,000.00	GM Financial Securitized Term 2021-4 A3 0.68% Due 9/16/2026	0.00	113.33	113.33
08/19/2022	Paydown	3137BFXT3	380,000.00	FHLMC K042 A2 2.67% Due 12/25/2024	0.00	845.50	845.50
08/24/2022	Interest	3137EAEV7	550,000.00	FHLMC Note 0.25% Due 8/24/2023	0.00	687.50	687.50
08/25/2022	Interest	3135G05X7	400,000.00	FNMA Note 0.375% Due 8/25/2025	0.00	750.00	750.00
08/25/2022	Paydown	3137BTU25	380,000.00	FHLMC K724 A2 3.062% Due 11/25/2023	24,496.20	906.30	25,402.50
08/25/2022	Paydown	3137BHCY1	318,362.81	FHLMC K044 A2 2.811% Due 1/25/2025	9,811.06	722.86	10,533.92
08/25/2022	Paydown	3137BM7C4	380,000.00	FHLMC K051 A2 3.308% Due 9/25/2025	0.00	1,047.53	1,047.53
AUG 2022					**652,349.62**	**29,817.25**	**682,166.87**
09/05/2022	Interest	06051GHF9	550,000.00	Bank of America Corp Callable Note 1X 3/5/2023 3.55% Due 3/5/2024	0.00	9,762.50	9,762.50
09/08/2022	Interest	3130A0XE5	365,000.00	FHLB Note 3.25% Due 3/8/2024	0.00	5,931.25	5,931.25
09/08/2022	Interest	313383YJ4	550,000.00	FHLB Note 3.375% Due 9/8/2023	0.00	9,281.25	9,281.25
09/15/2022	Interest	91282CED9	600,000.00	US Treasury Note 1.75% Due 3/15/2025	0.00	5,250.00	5,250.00

Cash Flow Report

As of June 30, 2022

Payment Date	Transaction Type	CUSIP	Quantity	Security Description	Principal Amount	Income	Total Amount
09/15/2022	Interest	91282CCX7	650,000.00	US Treasury Note 0.375% Due 9/15/2024	0.00	1,218.75	1,218.75
09/15/2022	Paydown	89240BAC2	380,000.00	Toyota Auto Receivables Owners 2021-A A3 0.26% Due 5/15/2025	18,048.22	74.52	18,122.74
09/15/2022	Paydown	05522RDC9	380,000.00	Bank of America Credit Card Tr 2020-A1 A1 0.34% Due 5/15/2026	0.00	107.67	107.67
09/15/2022	Paydown	02582JJR2	265,000.00	American Express 2021-1 A 0.9% Due 11/15/2026	0.00	198.75	198.75
09/16/2022	Paydown	362554AC1	200,000.00	GM Financial Securitized Term 2021-4 A3 0.68% Due 9/16/2026	0.00	113.33	113.33
09/19/2022	Paydown	3137BFXT3	380,000.00	FHLMC K042 A2 2.67% Due 12/25/2024	0.00	845.50	845.50
09/20/2022	Maturity	55380TWT3	375,000.00	MUFG Bank Yankee CD 0.21% Due 9/20/2022	375,000.00	783.13	375,783.13
09/25/2022	Paydown	3137BM7C4	380,000.00	FHLMC K051 A2 3.308% Due 9/25/2025	0.00	1,047.53	1,047.53
09/25/2022	Paydown	3137BHCY1	318,362.81	FHLMC K044 A2 2.811% Due 1/25/2025	9,842.85	699.87	10,542.72
09/25/2022	Paydown	3137BTU25	380,000.00	FHLMC K724 A2 3.062% Due 11/25/2023	24,174.91	843.79	25,018.70
SEP 2022					**427,065.98**	**36,157.84**	**463,223.82**
10/13/2022	Interest	023135CE4	550,000.00	Amazon.com Inc Note 3% Due 4/13/2025	0.00	8,250.00	8,250.00
10/15/2022	Interest	91282CBV2	625,000.00	US Treasury Note 0.375% Due 4/15/2024	0.00	1,171.88	1,171.88
10/15/2022	Interest	91282CAP6	625,000.00	US Treasury Note 0.125% Due 10/15/2023	0.00	390.63	390.63
10/15/2022	Interest	912828ZH6	625,000.00	US Treasury Note 0.25% Due 4/15/2023	0.00	781.25	781.25
10/15/2022	Interest	91282CDB4	625,000.00	US Treasury Note 0.625% Due 10/15/2024	0.00	1,953.13	1,953.13
10/15/2022	Interest	91282CEH0	600,000.00	US Treasury Note 2.625% Due 4/15/2025	0.00	7,875.00	7,875.00

Cash Flow Report

As of June 30, 2022

Payment Date	Transaction Type	CUSIP	Quantity	Security Description	Principal Amount	Income	Total Amount
10/15/2022	Paydown	89240BAC2	380,000.00	Toyota Auto Receivables Owners 2021-A A3 0.26% Due 5/15/2025	18,054.09	70.61	18,124.70
10/15/2022	Paydown	05522RDC9	380,000.00	Bank of America Credit Card Tr 2020-A1 A1 0.34% Due 5/15/2026	0.00	107.67	107.67
10/15/2022	Paydown	02582JJR2	265,000.00	American Express 2021-1 A 0.9% Due 11/15/2026	0.00	198.75	198.75
10/16/2022	Paydown	362554AC1	200,000.00	GM Financial Securitized Term 2021-4 A3 0.68% Due 9/16/2026	0.00	113.33	113.33
10/19/2022	Paydown	3137BFXT3	380,000.00	FHLMC K042 A2 2.67% Due 12/25/2024	0.00	845.50	845.50
10/20/2022	Maturity	78012UW43	375,000.00	Royal Bank of Canada Yankee CD 0.27% Due 10/20/2022	375,000.00	1,023.75	376,023.75
10/25/2022	Paydown	3137BM7C4	380,000.00	FHLMC K051 A2 3.308% Due 9/25/2025	0.00	1,047.53	1,047.53
10/25/2022	Paydown	3137BTU25	380,000.00	FHLMC K724 A2 3.062% Due 11/25/2023	23,856.91	782.11	24,639.02
10/25/2022	Paydown	3137BHCY1	318,362.81	FHLMC K044 A2 2.811% Due 1/25/2025	9,874.73	676.82	10,551.55
OCT 2022					**426,785.73**	**25,287.96**	**452,073.69**
11/01/2022	Interest	06367WB85	575,000.00	Bank of Montreal Note 1.85% Due 5/1/2025	0.00	5,318.75	5,318.75
11/09/2022	Interest	3130APU29	500,000.00	FHLB Note 0.5% Due 11/9/2023	0.00	1,250.00	1,250.00
11/11/2022	Interest	037833CU2	550,000.00	Apple Inc Callable Note Cont 3/11/2024 2.85% Due 5/11/2024	0.00	7,837.50	7,837.50
11/15/2022	Interest	912828WJ5	600,000.00	US Treasury Note 2.5% Due 5/15/2024	0.00	7,500.00	7,500.00
11/15/2022	Interest	912828G38	625,000.00	US Treasury Note 2.25% Due 11/15/2024	0.00	7,031.25	7,031.25
11/15/2022	Interest	912828XB1	600,000.00	US Treasury Note 2.125% Due 5/15/2025	0.00	6,375.00	6,375.00
11/15/2022	Maturity	912828TY6	600,000.00	US Treasury Note 1.625% Due 11/15/2022	600,000.00	4,875.00	604,875.00

Cash Flow Report

As of June 30, 2022

Payment Date	Transaction Type	CUSIP	Quantity	Security Description	Principal Amount	Income	Total Amount
11/15/2022	Paydown	89240BAC2	380,000.00	Toyota Auto Receivables Owners 2021-A A3 0.26% Due 5/15/2025	18,059.96	66.69	18,126.65
11/15/2022	Paydown	02582JJR2	265,000.00	American Express 2021-1 A 0.9% Due 11/15/2026	0.00	198.75	198.75
11/15/2022	Paydown	05522RDC9	380,000.00	Bank of America Credit Card Tr 2020-A1 A1 0.34% Due 5/15/2026	0.00	107.67	107.67
11/16/2022	Paydown	362554AC1	200,000.00	GM Financial Securitized Term 2021-4 A3 0.68% Due 9/16/2026	0.00	113.33	113.33
11/19/2022	Paydown	3137BFXT3	380,000.00	FHLMC K042 A2 2.67% Due 12/25/2024	0.00	845.50	845.50
11/25/2022	Paydown	3137BTU25	380,000.00	FHLMC K724 A2 3.062% Due 11/25/2023	23,542.20	721.23	24,263.43
11/25/2022	Paydown	3137BHCY1	318,362.81	FHLMC K044 A2 2.811% Due 1/25/2025	9,906.71	653.69	10,560.40
11/25/2022	Paydown	3137BM7C4	380,000.00	FHLMC K051 A2 3.308% Due 9/25/2025	0.00	1,047.53	1,047.53
NOV 2022					**651,508.87**	**43,941.89**	**695,450.76**
12/08/2022	Interest	3130A0F70	450,000.00	FHLB Note 3.375% Due 12/8/2023	0.00	7,593.75	7,593.75
12/08/2022	Maturity	912796X61	600,000.00	US Treasury Bill 1.722% Due 12/8/2022	600,000.00	0.00	600,000.00
12/13/2022	Interest	06406RBF3	550,000.00	Bank of NY Mellon Corp Callable Note Cont 6/13/2024 3.43% Due 6/13/2025	0.00	9,432.50	9,432.50
12/14/2022	Interest	46647PDE3	550,000.00	JP Morgan Chase & Co Callable Note Cont 6/14/2025 3.845% Due 6/14/2025	0.00	10,749.98	10,749.98
12/15/2022	Interest	912828ZU7	625,000.00	US Treasury Note 0.25% Due 6/15/2023	0.00	781.25	781.25
12/15/2022	Interest	91282CDN8	650,000.00	US Treasury Note 1% Due 12/15/2024	0.00	3,250.00	3,250.00
12/15/2022	Paydown	89240BAC2	380,000.00	Toyota Auto Receivables Owners 2021-A A3 0.26% Due 5/15/2025	18,065.83	62.78	18,128.61
12/15/2022	Paydown	02582JJR2	265,000.00	American Express 2021-1 A 0.9% Due 11/15/2026	0.00	198.75	198.75

Cash Flow Report

As of June 30, 2022

Payment Date	Transaction Type	CUSIP	Quantity	Security Description	Principal Amount	Income	Total Amount
12/15/2022	Paydown	05522RDC9	380,000.00	Bank of America Credit Card Tr 2020-A1 A1 0.34% Due 5/15/2026	0.00	107.67	107.67
12/16/2022	Paydown	362554AC1	200,000.00	GM Financial Securitized Term 2021-4 A3 0.68% Due 9/16/2026	0.00	113.33	113.33
12/17/2022	Interest	3133ENYX2	375,000.00	FFCB Note 3.25% Due 6/17/2024	0.00	6,093.75	6,093.75
12/19/2022	Paydown	3137BFXT3	380,000.00	FHLMC K042 A2 2.67% Due 12/25/2024	0.00	845.50	845.50
12/25/2022	Paydown	3137BHCY1	318,362.81	FHLMC K044 A2 2.811% Due 1/25/2025	9,938.80	630.48	10,569.28
12/25/2022	Paydown	3137BTU25	380,000.00	FHLMC K724 A2 3.062% Due 11/25/2023	23,230.72	661.16	23,891.88
12/25/2022	Paydown	3137BM7C4	380,000.00	FHLMC K051 A2 3.308% Due 9/25/2025	0.00	1,047.53	1,047.53
12/28/2022	Interest	3130ASDS5	365,000.00	FHLB Note 2.75% Due 6/28/2024	0.00	5,520.63	5,520.63
DEC 2022					**651,235.35**	**47,089.06**	**698,324.41**
01/01/2023	Interest	4581X0EE4	550,000.00	Inter-American Dev Bank Note 3.25% Due 7/1/2024	0.00	8,937.50	8,937.50
01/07/2023	Interest	3135G0X24	450,000.00	FNMA Note 1.625% Due 1/7/2025	0.00	3,656.25	3,656.25
01/15/2023	Interest	91282CCL3	650,000.00	US Treasury Note 0.375% Due 7/15/2024	0.00	1,218.75	1,218.75
01/15/2023	Paydown	89240BAC2	380,000.00	Toyota Auto Receivables Owners 2021-A A3 0.26% Due 5/15/2025	18,071.70	58.87	18,130.57
01/15/2023	Paydown	02582JJR2	265,000.00	American Express 2021-1 A 0.9% Due 11/15/2026	0.00	198.75	198.75
01/15/2023	Paydown	05522RDC9	380,000.00	Bank of America Credit Card Tr 2020-A1 A1 0.34% Due 5/15/2026	0.00	107.67	107.67
01/16/2023	Paydown	362554AC1	200,000.00	GM Financial Securitized Term 2021-4 A3 0.68% Due 9/16/2026	0.00	113.33	113.33
01/19/2023	Paydown	3137BFXT3	380,000.00	FHLMC K042 A2 2.67% Due 12/25/2024	0.00	845.50	845.50

Cash Flow Report

As of June 30, 2022

Payment Date	Transaction Type	CUSIP	Quantity	Security Description	Principal Amount	Income	Total Amount
01/25/2023	Paydown	3137BHCY1	318,362.81	FHLMC K044 A2 2.811% Due 1/25/2025	9,971.00	607.20	10,578.20
01/25/2023	Paydown	3137BM7C4	380,000.00	FHLMC K051 A2 3.308% Due 9/25/2025	0.00	1,047.53	1,047.53
01/25/2023	Paydown	3137BTU25	380,000.00	FHLMC K724 A2 3.062% Due 11/25/2023	22,922.46	601.88	23,524.34
01/31/2023	Interest	91282CAB7	650,000.00	US Treasury Note 0.25% Due 7/31/2025	0.00	812.50	812.50
JAN 2023					**50,965.16**	**18,205.73**	**69,170.89**
02/15/2023	Interest	26442UAA2	550,000.00	Duke Energy Progress LLC Callable Note Cont 5/15/25 3.25% Due 8/15/2025	0.00	8,937.50	8,937.50
02/15/2023	Interest	91282CCT6	625,000.00	US Treasury Note 0.375% Due 8/15/2024	0.00	1,171.88	1,171.88
02/15/2023	Interest	912828B66	600,000.00	US Treasury Note 2.75% Due 2/15/2024	0.00	8,250.00	8,250.00
02/15/2023	Interest	912828J27	600,000.00	US Treasury Note 2% Due 2/15/2025	0.00	6,000.00	6,000.00
02/15/2023	Paydown	05522RDC9	380,000.00	Bank of America Credit Card Tr 2020-A1 A1 0.34% Due 5/15/2026	0.00	107.67	107.67
02/15/2023	Paydown	02582JJR2	265,000.00	American Express 2021-1 A 0.9% Due 11/15/2026	0.00	198.75	198.75
02/15/2023	Paydown	89240BAC2	380,000.00	Toyota Auto Receivables Owners 2021-A A3 0.26% Due 5/15/2025	18,077.57	54.95	18,132.52
02/16/2023	Paydown	362554AC1	200,000.00	GM Financial Securitized Term 2021-4 A3 0.68% Due 9/16/2026	0.00	113.33	113.33
02/19/2023	Paydown	3137BFXT3	380,000.00	FHLMC K042 A2 2.67% Due 12/25/2024	0.00	845.50	845.50
02/24/2023	Interest	3137EAEV7	550,000.00	FHLMC Note 0.25% Due 8/24/2023	0.00	687.50	687.50
02/25/2023	Interest	3135G05X7	400,000.00	FNMA Note 0.375% Due 8/25/2025	0.00	750.00	750.00
02/25/2023	Paydown	3137BTU25	380,000.00	FHLMC K724 A2 3.062% Due 11/25/2023	22,617.38	543.39	23,160.77

Cash Flow Report

As of June 30, 2022

Payment Date	Transaction Type	CUSIP	Quantity	Security Description	Principal Amount	Income	Total Amount
02/25/2023	Paydown	3137BHCY1	318,362.81	FHLMC K044 A2 2.811% Due 1/25/2025	10,003.30	583.84	10,587.14
02/25/2023	Paydown	3137BM7C4	380,000.00	FHLMC K051 A2 3.308% Due 9/25/2025	0.00	1,047.53	1,047.53
FEB 2023					**50,698.25**	**29,291.84**	**79,990.09**
03/05/2023	Interest	06051GHF9	550,000.00	Bank of America Corp Callable Note 1X 3/5/2023 3.55% Due 3/5/2024	0.00	9,762.50	9,762.50
03/08/2023	Interest	3130A0XE5	365,000.00	FHLB Note 3.25% Due 3/8/2024	0.00	5,931.25	5,931.25
03/08/2023	Interest	313383YJ4	550,000.00	FHLB Note 3.375% Due 9/8/2023	0.00	9,281.25	9,281.25
03/15/2023	Interest	91282CCX7	650,000.00	US Treasury Note 0.375% Due 9/15/2024	0.00	1,218.75	1,218.75
03/15/2023	Interest	91282CED9	600,000.00	US Treasury Note 1.75% Due 3/15/2025	0.00	5,250.00	5,250.00
03/15/2023	Paydown	02582JJR2	265,000.00	American Express 2021-1 A 0.9% Due 11/15/2026	0.00	198.75	198.75
03/15/2023	Paydown	05522RDC9	380,000.00	Bank of America Credit Card Tr 2020-A1 A1 0.34% Due 5/15/2026	0.00	107.67	107.67
03/15/2023	Paydown	89240BAC2	380,000.00	Toyota Auto Receivables Owners 2021-A A3 0.26% Due 5/15/2025	18,083.45	51.03	18,134.48
03/16/2023	Paydown	362554AC1	200,000.00	GM Financial Securitized Term 2021-4 A3 0.68% Due 9/16/2026	0.00	113.33	113.33
03/19/2023	Paydown	3137BFXT3	380,000.00	FHLMC K042 A2 2.67% Due 12/25/2024	0.00	845.50	845.50
03/25/2023	Paydown	3137BM7C4	380,000.00	FHLMC K051 A2 3.308% Due 9/25/2025	0.00	1,047.53	1,047.53
03/25/2023	Paydown	3137BTU25	380,000.00	FHLMC K724 A2 3.062% Due 11/25/2023	22,315.45	485.68	22,801.13
03/25/2023	Paydown	3137BHCY1	318,362.81	FHLMC K044 A2 2.811% Due 1/25/2025	10,035.70	560.41	10,596.11
MAR 2023					**50,434.60**	**34,853.65**	**85,288.25**
04/13/2023	Interest	023135CE4	550,000.00	Amazon.com Inc Note 3% Due 4/13/2025	0.00	8,250.00	8,250.00

Cash Flow Report

As of June 30, 2022

Payment Date	Transaction Type	CUSIP	Quantity	Security Description	Principal Amount	Income	Total Amount
04/15/2023	Interest	91282CBV2	625,000.00	US Treasury Note 0.375% Due 4/15/2024	0.00	1,171.88	1,171.88
04/15/2023	Interest	91282CEH0	600,000.00	US Treasury Note 2.625% Due 4/15/2025	0.00	7,875.00	7,875.00
04/15/2023	Interest	91282CAP6	625,000.00	US Treasury Note 0.125% Due 10/15/2023	0.00	390.63	390.63
04/15/2023	Interest	91282CDB4	625,000.00	US Treasury Note 0.625% Due 10/15/2024	0.00	1,953.13	1,953.13
04/15/2023	Maturity	912828ZH6	625,000.00	US Treasury Note 0.25% Due 4/15/2023	625,000.00	781.25	625,781.25
04/15/2023	Paydown	89240BAC2	380,000.00	Toyota Auto Receivables Owners 2021-A A3 0.26% Due 5/15/2025	18,089.32	47.12	18,136.44
04/15/2023	Paydown	02582JJR2	265,000.00	American Express 2021-1 A 0.9% Due 11/15/2026	0.00	198.75	198.75
04/15/2023	Paydown	05522RDC9	380,000.00	Bank of America Credit Card Tr 2020-A1 A1 0.34% Due 5/15/2026	0.00	107.67	107.67
04/16/2023	Paydown	362554AC1	200,000.00	GM Financial Securitized Term 2021-4 A3 0.68% Due 9/16/2026	0.00	113.33	113.33
04/19/2023	Paydown	3137BFXT3	380,000.00	FHLMC K042 A2 2.67% Due 12/25/2024	0.00	845.50	845.50
04/25/2023	Paydown	3137BM7C4	380,000.00	FHLMC K051 A2 3.308% Due 9/25/2025	0.00	1,047.53	1,047.53
04/25/2023	Paydown	3137BHCY1	318,362.81	FHLMC K044 A2 2.811% Due 1/25/2025	10,068.21	536.90	10,605.11
04/25/2023	Paydown	3137BTU25	380,000.00	FHLMC K724 A2 3.062% Due 11/25/2023	22,016.64	428.74	22,445.38
APR 2023					**675,174.17**	**23,747.43**	**698,921.60**
05/01/2023	Interest	06367WB85	575,000.00	Bank of Montreal Note 1.85% Due 5/1/2025	0.00	5,318.75	5,318.75
05/09/2023	Interest	3130APU29	500,000.00	FHLB Note 0.5% Due 11/9/2023	0.00	1,250.00	1,250.00
05/11/2023	Interest	037833CU2	550,000.00	Apple Inc Callable Note Cont 3/11/2024 2.85% Due 5/11/2024	0.00	7,837.50	7,837.50

Cash Flow Report

As of June 30, 2022

Payment Date	Transaction Type	CUSIP	Quantity	Security Description	Principal Amount	Income	Total Amount
05/15/2023	Interest	912828G38	625,000.00	US Treasury Note 2.25% Due 11/15/2024	0.00	7,031.25	7,031.25
05/15/2023	Interest	912828WJ5	600,000.00	US Treasury Note 2.5% Due 5/15/2024	0.00	7,500.00	7,500.00
05/15/2023	Interest	912828XB1	600,000.00	US Treasury Note 2.125% Due 5/15/2025	0.00	6,375.00	6,375.00
05/15/2023	Paydown	02582JJR2	265,000.00	American Express 2021-1 A 0.9% Due 11/15/2026	0.00	198.75	198.75
05/15/2023	Paydown	05522RDC9	380,000.00	Bank of America Credit Card Tr 2020-A1 A1 0.34% Due 5/15/2026	0.00	107.67	107.67
05/15/2023	Paydown	89240BAC2	380,000.00	Toyota Auto Receivables Owners 2021-A A3 0.26% Due 5/15/2025	18,095.20	43.20	18,138.40
05/16/2023	Paydown	362554AC1	200,000.00	GM Financial Securitized Term 2021-4 A3 0.68% Due 9/16/2026	0.00	113.33	113.33
05/19/2023	Paydown	3137BFXT3	380,000.00	FHLMC K042 A2 2.67% Due 12/25/2024	0.00	845.50	845.50
05/25/2023	Paydown	3137BHCY1	318,362.81	FHLMC K044 A2 2.811% Due 1/25/2025	10,100.82	513.31	10,614.13
05/25/2023	Paydown	3137BM7C4	380,000.00	FHLMC K051 A2 3.308% Due 9/25/2025	0.00	1,047.53	1,047.53
05/25/2023	Paydown	3137BTU25	380,000.00	FHLMC K724 A2 3.062% Due 11/25/2023	21,720.94	372.56	22,093.50
MAY 2023					**49,916.96**	**38,554.35**	**88,471.31**
06/05/2023	Interest	06051GHF9	550,000.00	Bank of America Corp Callable Note 1X 3/5/2023 3.55% Due 3/5/2024	0.00	4,465.65	4,465.65
06/08/2023	Interest	3130A0F70	450,000.00	FHLB Note 3.375% Due 12/8/2023	0.00	7,593.75	7,593.75
06/13/2023	Interest	06406RBF3	550,000.00	Bank of NY Mellon Corp Callable Note Cont 6/13/2024 3.43% Due 6/13/2025	0.00	9,432.50	9,432.50
06/14/2023	Interest	46647PDE3	550,000.00	JP Morgan Chase & Co Callable Note Cont 6/14/2025 3.845% Due 6/14/2025	0.00	10,691.24	10,691.24
06/15/2023	Interest	91282CDN8	650,000.00	US Treasury Note 1% Due 12/15/2024	0.00	3,250.00	3,250.00

Cash Flow Report

As of June 30, 2022

Payment Date	Transaction Type	CUSIP	Quantity	Security Description	Principal Amount	Income	Total Amount
06/15/2023	Maturity	912828ZU7	625,000.00	US Treasury Note 0.25% Due 6/15/2023	625,000.00	781.25	625,781.25
06/15/2023	Paydown	89240BAC2	380,000.00	Toyota Auto Receivables Owners 2021-A A3 0.26% Due 5/15/2025	18,101.08	39.28	18,140.36
06/15/2023	Paydown	05522RDC9	380,000.00	Bank of America Credit Card Tr 2020-A1 A1 0.34% Due 5/15/2026	0.00	107.67	107.67
06/15/2023	Paydown	02582JJR2	265,000.00	American Express 2021-1 A 0.9% Due 11/15/2026	0.00	198.75	198.75
06/16/2023	Paydown	362554AC1	200,000.00	GM Financial Securitized Term 2021-4 A3 0.68% Due 9/16/2026	0.00	113.33	113.33
06/17/2023	Interest	3133ENYX2	375,000.00	FFCB Note 3.25% Due 6/17/2024	0.00	6,093.75	6,093.75
06/19/2023	Paydown	3137BFXT3	380,000.00	FHLMC K042 A2 2.67% Due 12/25/2024	0.00	845.50	845.50
06/25/2023	Paydown	3137BHCY1	318,362.81	FHLMC K044 A2 2.811% Due 1/25/2025	10,133.54	489.65	10,623.19
06/25/2023	Paydown	3137BTU25	380,000.00	FHLMC K724 A2 3.062% Due 11/25/2023	21,428.30	317.13	21,745.43
06/25/2023	Paydown	3137BM7C4	380,000.00	FHLMC K051 A2 3.308% Due 9/25/2025	0.00	1,047.53	1,047.53
06/28/2023	Interest	3130ASDS5	365,000.00	FHLB Note 2.75% Due 6/28/2024	0.00	5,018.75	5,018.75
JUN 2023					**674,662.92**	**50,485.73**	**725,148.65**
TOTAL					**4,414,571.84**	**385,247.73**	**4,799,819.57**

Important Disclosures

Chandler Asset Management, Inc. (“Chandler”) is an SEC registered investment adviser. For additional information about our firm, please see our current disclosures (Form ADV). To obtain a copy of our current disclosures, you may contact your client service representative by calling the number on the front of this statement or you may visit our website at www.chandlerasset.com.

Information contained in this monthly statement is confidential and is provided for informational purposes only and should not be construed as specific investment or legal advice. The information contained herein was obtained from sources believed to be reliable as of the date of this statement, but may become outdated or superseded at any time without notice.

Custody: Your qualified custodian bank maintains control of all assets reflected in this statement and we urge you to compare this statement to the one you receive from your qualified custodian. Chandler does not have any authority to withdraw or deposit funds from/to the custodian account.

Valuation: Prices are provided by IDC, an independent pricing source. In the event IDC does not provide a price or if the price provided is not reflective of fair market value, Chandler will obtain pricing from an alternative approved third party pricing source in accordance with our written valuation policy and procedures. Our valuation procedures are also disclosed in Item 5 of our Form ADV Part 2A.

Performance: Performance results are presented gross-of-advisory fees and represent the client’s Total Return. The deduction of advisory fees lowers performance results. These results include the reinvestment of dividends and other earnings. Past performance may not be indicative of future results. Therefore, clients should not assume that future performance of any specific investment or investment strategy will be profitable or equal to past performance levels. All investment strategies have the potential for profit or loss. Economic factors, market conditions or changes in investment strategies, contributions or withdrawals may materially alter the performance and results of your portfolio.

Source ice Data Indices, LLC ("ICE"), used with permission. ICE PERMITS USE OF THE ICE INDICES AND RELATED DATA ON AN "AS IS" BASIS; ICE, ITS AFFILIATES AND THEIR RESPECTIVE THIRD PARTY SUPPLIERS DISCLAIM ANY AND ALL WARRANTIES AND REPRESENTATIONS, EXPRESS AND/OR IMPLIED, INCLUDING ANY WARRANTIES OF MERCHANTABILITY OR FITNESS FOR A PARTICULAR PURPOSE OR USE, INCLUDING THE INDICES, INDEX DATA AND ANY DATA INCLUDED IN, RELATED TO, OR DERIVED THEREFROM. NEITHER ICE DATA, ITS AFFILIATES OR THEIR RESPECTIVE THIRD PARTY PROVIDERS GUARANTEE THE QUALITY, ADEQUACY, ACCURACY, TIMELINESS OR COMPLETENESS OF THE INDICES OR THE INDEX DATA OR ANY COMPONENT THEREOF, AND THE INDICES AND INDEX DATA AND ALL COMPONENTS THEREOF ARE PROVIDED ON AN "AS IS" BASIS AND LICENSEE'S USE IS AT LICENSEE'S OWN RISK. ICE DATA, ITS AFFILIATES AND THEIR RESPECTIVE THIRD PARTY DO NOT SPONSOR, ENDORSE, OR RECOMMEND CHANDLER, OR ANY OF ITS PRODUCTS OR SERVICES.

Index returns assume reinvestment of all distributions. Historical performance results for investment indexes generally do not reflect the deduction of transaction and/or custodial charges or the deduction of an investment management fee, the incurrence of which would have the effect of decreasing historical performance results. It is not possible to invest directly in an index.

Ratings: Ratings information have been provided by Moody’s, S&P and Fitch through data feeds we believe to be reliable as of the date of this statement, however we cannot guarantee its accuracy.

Security level ratings for U.S. Agency issued mortgage-backed securities (“MBS”) reflect the issuer rating because the securities themselves are not rated. The issuing U.S. Agency guarantees the full and timely payment of both principal and interest and carries a AA+/Aaa/AAA by S&P, Moody’s and Fitch respectively.

CITY OF SANTA PAULA
TREASURER'S REPORT OF INVESTMENTS
FOR THE QUARTER ENDED SEPTEMBER 30, 2022

SUMMARY OF CASH AND INVESTMENTS		TOTAL	QTRLY INTEREST EARNED
Bank of the Sierra Checking Account		$1,424,945.56	-
Petty Cash		$4,100.00	-
Treasurer's Imprest Account - Bank of the Sierra		$1,500.00	-
Community Center Mastercard		$1,117.70	-
INVESTMENTS			
State of California-LAIF	$30,906,306.34		$108,868.67
Chandler Asset Management	$30,125,219.00		$178,973.69
Passbook Accounts	$313,109.53		$39.46
Fiscal Agent Investments	$68,064,232.72		$269.29
Total Investments		$129,408,867.59	$288,151.11
Grand Total		$130,840,530.85	$288,151.11

All investments of the City are in compliance with the Statement of Investment Policy.
Maturities and cash availability will meet the City's budgeted expenditures for the next six months.

CITY OF SANTA PAULA
TREASURER'S REPORT OF INVESTMENTS
FOR THE QUARTER ENDED SEPTEMBER 30, 2022

POOLED CASH INVESTMENTS
STATE OF CALIFORNIA LOCAL AGENCY INVESTMENT FUND (LAIF)

DESCRIPTION	MATURITY DATE	09/30 INTEREST RATE	INVESTED AMOUNT	MARKET VALUE	TOTAL INVESTED	QTRLY INTEREST EARNED
CITY ACCOUNT		1.35%	$30,906,306.34	$30,906,306.34	$30,906,306.34	$108,868.67
TOTAL LAIF ACCOUNTS			$30,906,306.34	$30,906,306.34	$30,906,306.34	$108,868.67

CHANDLER ASSET MANAGEMENT*
* For more information, please see attached report.

DESCRIPTION	MATURITY DATE	09/30 INTEREST RATE	INVESTED BOOK VALUE AMOUNT	MARKET VALUE	TOTAL INVESTED	QTRLY INTEREST EARNED
CITY ACCOUNT		1.96%	$30,125,219.00	$29,555,565.00	$30,125,219.00	$178,973.69
TOTAL CAM ACCOUNTS			$30,125,219.00	$29,555,565.00	$30,125,219.00	$178,973.69

SPECIFIC CASH INVESTMENTS
PASSBOOK

DESCRIPTION	09/30 INTEREST RATE	INVESTED AMOUNT	MARKET VALUE	TOTAL INVESTED	QTRLY INTEREST EARNED
Bank of the Sierra CD	0.05%	$313,109.53	$313,109.53	$313,109.53	$39.46
TOTAL PASSBOOK ACCOUNTS		$313,109.53	$313,109.53	$313,109.53	$39.46

CASH WITH FISCAL AGENT - INVESTMENTS

DESCRIPTION		09/30 INTEREST RATE	INVESTED AMOUNT	MARKET VALUE	TOTAL INVESTED	PAR VALUE	QTRLY INTEREST EARNED
SANTA PAULA REDEVELOPMENT AGY-RDA BOND SERIES 1994							
US Bank-DLA Fiscal Agent-Interest Acct		0.00%	$0.00	$0.00	$0.00	$0.00	$0.00
US Bank-First American Treasury Oblig	None	0.00%	$0.00	$0.00	$0.00	$0.00	$0.00
					$0.00		
$5,900,000 SANTA PAULA UTILITY AUTHORITY WASTEWATER ENTERPRISE REVENUE BONDS, 2010A SERIES							
The Bank of New York Mellon-Wastewater Interest Fund		0.00%	$0.00	$0.00	$0.00	$0.00	$0.00
The Bank of New York Mellon-Wastewater Project Fund		0.00%	$0.00	$0.00	$0.00	$0.00	$0.00
					$0.00		
$6,130,000 SANTA PAULA UTILITY AUTHORITY WASTEWATER ENTERPIRSE REVENUE BONDS, 2010B SERIES (TAXABLE)							
The Bank of New York Mellon-Wastewater Reserve Acct		0.00%	$0.00	$0.00	$0.00	$0.00	
The Bank of New York Mellon-Wastewater Bond Acct		0.00%	$0.00	$0.00	$0.00	$0.00	

The Bank of New York Mellon-Wastewater Project Fund	0.00%	$0.00	$0.00	$0.00	$0.00	$0.00
				$0.00		
$55,715,000 SANTA PAULA UTILITY AUTHORITY WATER ENTERPRISE REVENUE BONDS, 2010 SERIES						
The Bank of New York Mellon-Water Reserve Acct	0.00%	$0.00	$0.00	$0.00	$0.00	$0.00
The Bank of New York Mellon-Water Project Fund	0.00%	$0.00	$0.00	$0.00	$0.00	$0.00
The Bank of New York Mellon-Water Bond Fund	0.00%	$0.00	$0.00	$0.00	$0.00	$0.00
The Bank of New York Mellon-Water Interest Acct	0.00%	$0.00	$0.00	$0.00	$0.00	$0.00
				$0.00		
$67,195,000 SANTA PAULA UTILITY AUTHORITY 2015 WASTEWATER ENTERPRISE REVENUE BONDS						
The Bank of New York Mellon-Wastewater 2015 Bond Fund	0.00%	$5.22	$5.22	$5.22	$5.22	-
The Bank of New York Mellon-Wastewater 2015 Interest Fund	0.00%	$0.00	$0.00	$0.00	$0.00	-
The Bank of New York Mellon-Wastewater Reserve Acct	0.00%	$25.27	$25.27	$25.27	$25.27	-
				$30.49		
$37,165,000 SANTA PAULA UTILITY AUTHORITY 2019 WATER REVENUE BONDS						
The Bank of New York Mellon-Water 2019 Project Fund	0.03%	$3,028,165.34	$3,028,165.34	$3,028,165.34	$3,028,165.34	229.61
The Bank of New York Mellon-Water 2019 Bond Fund	0.00%	$10.75	$10.75	$10.75	$10.75	-
The Bank of New York Mellon-Water 2019 COI Fund	0.00%	$0.00	$0.00	$0.00	$0.00	-
The Bank of New York Mellon-Water 2019 Escrow Fund	0.00%	$0.00	$0.00	$0.00	$0.00	-
				$3,028,176.09		
$19,380,000 HARVEST COMMUNITY FACILTIES DISTRICT NO. 1 IMPROVEMENT AREA A						
The Bank of New York Mellon-CFD 2020 Bond Fund	0.00%	$0.35	$0.35	$0.35	$0.35	-
The Bank of New York Mellon-CFD 2020 COI Fund	0.00%	$0.00	$0.00	$0.00	$0.00	-
The Bank of New York Mellon-CFD 2020 Improvement Fund	0.00%	$45.24	$45.24	$45.24	$45.24	-
The Bank of New York Mellon-CFD 2020 Reserve Fund	0.01%	$1,537,716.10	$1,537,716.10	$1,537,716.10	$1,537,716.10	39.68
				$1,537,761.69		
SANTA PAULA UTILITY AUTHORITY REVENUE BONDS $3,765,000 SERIES A AND $65,360,000 SERIES B						
The Bank of New York Mellon-UA 2020 COI Fund	0.00%	$1,633.27	$1,633.27	$1,633.27	$1,633.27	-
The Bank of New York Mellon-UA 2020 Principal Fund	0.00%	$0.00	$0.00	$0.00	$0.00	-
The Bank of New York Mellon-UA 2020 Principal Fund	0.00%	$0.00	$0.00	$0.00	$0.00	-
The Bank of New York Mellon-UA 2020 COI Fund	0.00%	$7,775.18	$7,775.18	$7,775.18	$7,775.18	-
The Bank of New York Mellon-UA 2020 Escrow Fund	0.25%	$63,488,856.00	$63,488,856.00	$63,488,856.00	$63,488,856.00	-
				$63,498,264.45		
TOTAL FISCAL AGENT INVESTMENTS		$68,064,232.72	$68,064,232.72	$68,064,232.72	$68,064,232.72	$269.29
GRAND TOTAL INVESTMENTS				**$129,408,867.59**		**$109,177.42**

City of Santa Paula - Account #10939

MONTHLY ACCOUNT STATEMENT

SEPTEMBER 1, 2022 THROUGH SEPTEMBER 30, 2022

Chandler Team:

For questions about your account, please call (800) 317-4747,
or contact **operations@chandlerasset.com**

Custodian

US Bank
Alexander Bazan
(503) 402-5305

CHANDLER ASSET MANAGEMENT
chandlerasset.com

Information contained herein is confidential. We urge you to compare this statement to the one you receive from your qualified custodian. Please see Important Disclosures.

City of Santa Paula

Account #10939

Portfolio Summary

As of September 30, 2022

PORTFOLIO CHARACTERISTICS

Average Modified Duration	1.70
Average Coupon	1.96%
Average Purchase YTM	3.20%
Average Market YTM	4.29%
Average S&P/Moody Rating	AA+/Aa1
Average Final Maturity	1.93 yrs
Average Life	1.78 yrs

ACCOUNT SUMMARY

	Beg. Values as of 8/31/22	End Values as of 9/30/22
Market Value	29,870,907	29,555,565
Accrued Interest	122,562	128,565
Total Market Value	**29,993,469**	**29,684,130**
Income Earned	82,029	78,645
Cont/WD		-239
Par	30,686,288	30,736,285
Book Value	30,052,815	30,125,219
Cost Value	29,988,445	30,032,679

TOP ISSUERS

Government of United States	45.3%
Federal Home Loan Bank	10.5%
Federal Home Loan Mortgage Corp	7.8%
Federal Farm Credit Bank	4.4%
Federal National Mortgage Assoc	2.6%
Bank of America Corp	1.8%
Inter-American Dev Bank	1.8%
Apple Inc	1.8%
Total	**76.1%**

SECTOR ALLOCATION

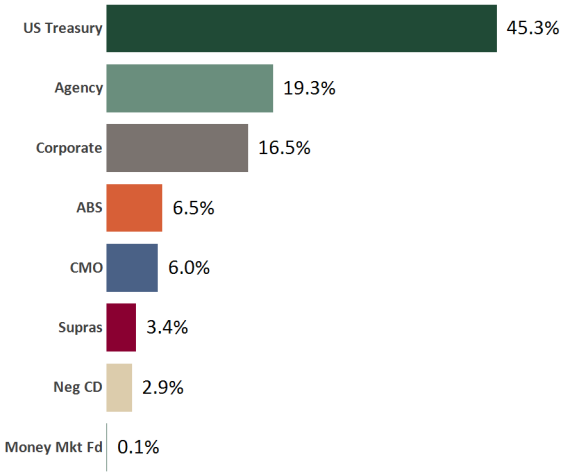

MATURITY DISTRIBUTION

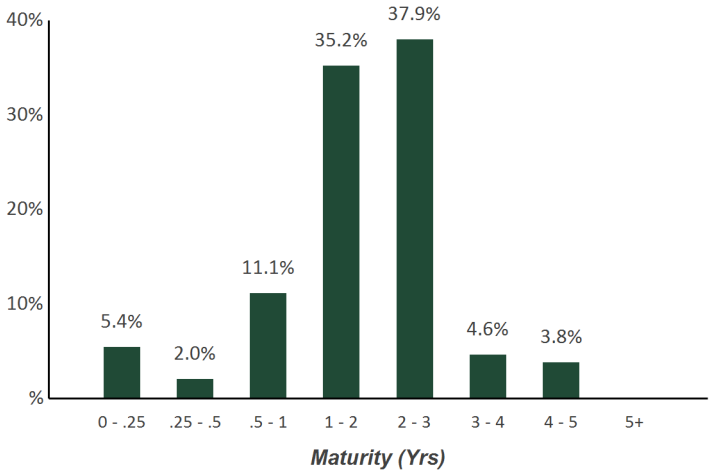

CREDIT QUALITY (S&P)

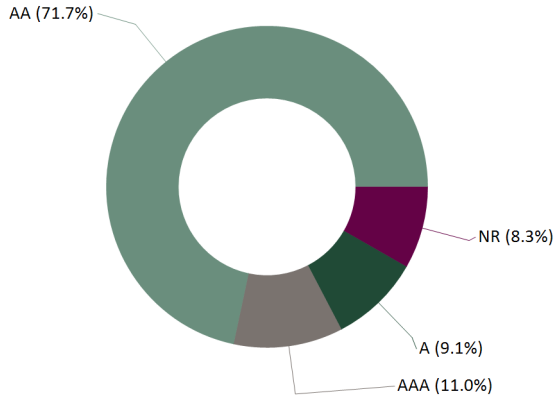

PERFORMANCE REVIEW

					Annualized				
TOTAL RATE OF RETURN	**1M**	**3M**	**YTD**	**1YR**	**2YRS**	**3YRS**	**5YRS**	**10YRS**	**6/30/2022**
City of Santa Paula	-1.03%	-1.24%	N/A	N/A	N/A	N/A	N/A	N/A	N/A
ICE BofA 1-3 Yr US Treasury & Agency Index	-1.18%	-1.56%	N/A	N/A	N/A	N/A	N/A	N/A	N/A

Statement of Compliance

As of September 30, 2022

City of Santa Paula

This portfolio is a consolidation of assets managed by Chandler Asset Management and assets managed internally by Client. Chandler relies on Client to provide accurate information for reporting assets and producing this compliance statement.

Category	Standard	Comment
U.S. Treasuries	No limitation; U.S. Treasury bills, notes, & bonds, or certificates of indebtedness, or those for which the full faith and credit of the U.S. Government are pledged for the payment of principal and interest	*Complies*
Federal Agencies	30% max per Agency/GSE issuer; 20% max callable agency securities; Federal agencies or U.S. government-sponsored enterprise obligations, participations, or other instruments, including those issued or fully guaranteed as to principal and interest by federal agencies or U.S. government sponsored enterprises.	*Complies*
Supranational Obligations	"AA" rating category or higher by a NRSRO; 30% max; 10% max per issuer; USD denominated senior unsecured unsubordinated obligations issued or unconditionally guaranteed by IBRD, IFC, or IADB	*Complies*
Municipal Securities (CA, Other States)	"AA" or "A-1" (for short-term securities) rating category or higher by a NRSRO; 30% max; 5% max per issuer; Bonds, notes, warrants or other evidence of debt issued by a local agency or municipality located within the State of California, including debt securities issued by the City; Bonds issued by any of the 50 United States, including bonds payable solely out of the revenues from a revenue producing property owned, controlled, or operated by a state or by a department, board, agency, or authority of any state.	*Complies*
Corporate Medium Term Notes	"AA" rating category or higher by a NRSRO; and "A" issuer rated or higher by a NRSRO; 30% max; 5% max per issuer; Issues by corporations organized and operating within the U.S. or by depository institutions licensed by the U.S. or any state and operating within the U.S	*Complies*
Asset-Backed, Mortgage-Backed, Mortgage Pass-Through Securities, and Collateralized Mortgage Obligations	"AA" rating category or higher by a NRSRO; 20% max (combined ABS/MBS/CMO); 5% max per issuer (except for Federal Agency securities); Any mortgage pass-through security, collateralized mortgage obligation, mortgage-backed or other pay-through bond, equipment leaseback certificate, consumer receivable pass-through certificate, or consumer receivable-backed bond	*Complies*
Negotiable Certificates of Deposit (NCD)	Negotiable CDs issued with maturities in excess of one year must be rated in a rating category of "A", the equivalent or higher by a NRSRO. Negotiable CDs with maturities under one year must be rated in a rating category of "A-1," the equivalent, or higher by a NRSRO; 30% max (combined with CDARS); 5% max per issuer; Issued by a nationally or state-chartered bank, or a state or federal savings and loan association, a state or federal credit union, or by a federally- or state-licensed branch of a foreign bank.	*Complies*
Certificate of Deposit Placement Service (CDARS)	30% max (combination with Negotiable CDs)	*Complies*
Non-Negotiable Certificates of Deposit (CD)	20% max; 5% max per issuer; FDIC insured or Collateralized; Non-negotiable deposits in a state or national bank, savings association or federal association, federal or state credit union in the State of California as authorized by CGC	*Complies*
Banker's Acceptances	Highest short-term rating category by a NRSRO for issuing financial institutions; 40% max; 5% max per issuer; 180 days max maturity	*Complies*
Commercial Paper	"Prime" quality of the highest rating by a NRSRO; 25% max; 5% max per issuer; 270 days maturity; 10% max of the outstanding commercial paper of any single issuer; Issued by an entity that meets all of the following conditions in either (1) or (2): 1. (a) organized and operating in the U.S. as a general corporation (b) has assets > $500 million; (c) "A" rating category or higher by a NRSRO, if any debt 2. (a) organized within the U.S. as a special purpose corporation, trust, or limited liability company; (b) has program-wide credit enhancements including, but not limited to, overcollateralization, letters of credit, or a surety bond; (c) "A-1" rating category or higher by a NRSRO.	*Complies*

Money Market and Mutual Funds	Highest rating by two NRSROs; 20% max in Money Market or Mutual Funds; 20% per fund; Issued by diversified management companies; Registered with SEC under Investment Company Act of 1940; Money market or mutual funds intended to maintain constant net asset value and that invest solely in U.S. Treasuries and Federal Agency obligations and repurchase agreements invested in such obligations	*Complies*
Local Agency Investment Fund (LAIF)	California State Treasurer's Local Agency Investment Fund (LAIF) as authorized by Gov. Code Section 16429.1(b).	*Complies*
Local Government Investment Pool (LGIP)/ Other Pools/ Joint Powers Authority	Shares of beneficial interest issued by a joint powers authority organized in the State of California pursuant to Gov. Code Section 53601 subdivisions (a) to (q), inclusive. Each share shall represent an equal proportional interest in the underlying pool of securities owned by the joint powers authority. Purchases are limited to those pools that seek to maintain a constant net asset value and are rated in the highest category by a NRSRO. The joint powers authority issuing the shares shall have retained an investment adviser that meets all of the following criteria: (1) registered or exempt from registration with the SEC; (2) has not less than five years of experience investing in the securities and obligations authorized in subdivisions (a) to (q), inclusive, of [Gov. Code] section 53601; and (3) has assets under management > $500,000,000	*Complies*
Ventura County Investment Pool (VCIP)	Ventura County Treasurer's Investment Pool as authorized by California Government Code	*Complies*
Max Per Issuer	5% max per issuer, except for U.S. Treasury, Federal Agency securities, authorized pools, mutual funds, Supranationals, and collateralized investments	*Complies*
Maximum Maturity	5 years max maturity	*Complies*

Reconciliation Summary

As of September 30, 2022

BOOK VALUE RECONCILIATION		
BEGINNING BOOK VALUE		**$30,052,815.08**
Acquisition		
+ Security Purchases	$472,168.00	
+ Money Market Fund Purchases	$442,009.68	
+ Money Market Contributions	$0.00	
+ Security Contributions	$0.00	
+ Security Transfers	$0.00	
Total Acquisitions		**$914,177.68**
Dispositions		
- Security Sales	$0.00	
- Money Market Fund Sales	$473,034.67	
- MMF Withdrawals	$238.68	
- Security Withdrawals	$0.00	
- Security Transfers	$0.00	
- Other Dispositions	$0.00	
- Maturites	$375,000.00	
- Calls	$0.00	
- Principal Paydowns	$23,739.42	
Total Dispositions		**$872,012.77**
Amortization/Accretion		
+/- Net Accretion	$30,238.63	
		$30,238.63
Gain/Loss on Dispositions		
+/- Realized Gain/Loss	$0.00	
		$0.00
ENDING BOOK VALUE		**$30,125,218.62**

CASH TRANSACTION SUMMARY		
BEGINNING BALANCE		**$56,203.95**
Acquisition		
Contributions	$0.00	
Security Sale Proceeds	$0.00	
Accrued Interest Received	$0.00	
Interest Received	$41,828.19	
Dividend Received	$658.95	
Principal on Maturities	$375,000.00	
Interest on Maturities	$783.12	
Calls/Redemption (Principal)	$0.00	
Interest from Calls/Redemption	$0.00	
Principal Paydown	$23,739.42	
Total Acquisitions	**$442,009.68**	
Dispositions		
Withdrawals	$238.68	
Security Purchase	$472,168.00	
Accrued Interest Paid	$866.67	
Total Dispositions	**$473,273.35**	
ENDING BOOK VALUE		**$24,940.28**

Holdings Report

As of September 30, 2022

CUSIP	Security Description	Par Value/Units	Purchase Date Book Yield	Cost Value Book Value	Mkt Price Mkt YTM	Market Value Accrued Int.	% of Port. Gain/Loss	Moody/S&P Fitch	Maturity Duration
ABS									
89240BAC2	Toyota Auto Receivables Owners 2021-A A3 0.26% Due 5/15/2025	321,153.33	06/07/2022 2.63%	314,517.01 315,689.94	97.43 4.30%	312,910.61 37.11	1.05% (2,779.33)	Aaa / NR AAA	2.62 0.63
43815EAC8	Honda Auto Receivables 2021-3 A3 0.41% Due 11/18/2025	350,000.00	07/27/2022 3.40%	335,152.34 336,279.56	95.30 4.63%	333,535.30 51.82	1.12% (2,744.26)	NR / AAA AAA	3.14 1.13
05522RDC9	Bank of America Credit Card Tr 2020-A1 A1 0.34% Due 5/15/2026	380,000.00	06/15/2022 3.67%	361,757.03 365,298.71	95.19 4.51%	361,728.08 57.42	1.22% (3,570.63)	Aaa / AAA NR	3.62 1.17
362554AC1	GM Financial Securitized Term 2021-4 A3 0.68% Due 9/16/2026	200,000.00	06/13/2022 3.26%	190,492.19 191,513.92	94.24 5.04%	188,482.60 56.67	0.64% (3,031.32)	Aaa / AAA NR	3.96 1.34
02582JJR2	American Express 2021-1 A 0.9% Due 11/15/2026	265,000.00	06/28/2022 3.62%	248,748.05 250,504.01	92.41 4.72%	244,895.25 106.00	0.83% (5,608.76)	Aaa / NR AAA	4.13 2.04
44918MAD2	Hyundai Auto Receivables 2022-B A3 3.72% Due 11/16/2026	250,000.00	08/03/2022 3.64%	250,585.94 250,555.74	98.11 4.69%	245,265.50 413.33	0.83% (5,290.24)	NR / AAA AAA	4.13 2.02
47800AAC4	John Deere Owner Trust 2022-B A3 3.74% Due 2/16/2027	130,000.00	07/12/2022 3.77%	129,987.59 129,988.28	97.65 4.86%	126,950.59 216.09	0.43% (3,037.69)	Aaa / NR AAA	4.38 2.16
92348KAV5	Verizon Master Trust 2022-5 A1A 3.72% Due 7/20/2027	115,000.00	08/02/2022 3.75%	114,994.94 114,995.19	99.05 4.51%	113,902.90 130.72	0.38% (1,092.29)	NR / AAA AAA	4.81 1.79
Total ABS		**2,011,153.33**	**3.42%**	**1,946,235.09 1,954,825.35**	**4.62%**	**1,927,670.83 1,069.16**	**6.50% (27,154.52)**	**Aaa / AAA AAA**	**3.66 1.41**
AGENCY									
3133834G3	FHLB Note 2.125% Due 6/9/2023	70,000.00	08/11/2022 3.24%	69,368.60 69,473.48	98.54 4.28%	68,981.08 462.78	0.23% (492.40)	Aaa / AA+ NR	0.69 0.67
3137EAEV7	FHLMC Note 0.25% Due 8/24/2023	550,000.00	06/28/2022 3.00%	532,988.50 536,786.79	96.54 4.21%	530,982.65 141.32	1.79% (5,804.14)	Aaa / AA+ AAA	0.90 0.88
313383YJ4	FHLB Note 3.375% Due 9/8/2023	550,000.00	06/27/2022 2.99%	552,447.50 551,915.43	99.10 4.36%	545,064.85 1,185.94	1.84% (6,850.58)	Aaa / AA+ NR	0.94 0.91
3133EMAM4	FFCB Callable Note Cont 9/21/2022 0.25% Due 9/21/2023	450,000.00	07/21/2022 3.26%	434,650.50 437,208.75	95.93 4.56%	431,699.85 31.25	1.45% (5,508.90)	Aaa / AA+ AAA	0.98 0.95
3130APU29	FHLB Note 0.5% Due 11/9/2023	500,000.00	06/28/2022 3.06%	483,030.00 486,233.17	95.95 4.28%	479,742.50 986.11	1.62% (6,490.67)	Aaa / AA+ NR	1.11 1.08

Holdings Report

As of September 30, 2022

CUSIP	Security Description	Par Value/Units	Purchase Date Book Yield	Cost Value Book Value	Mkt Price Mkt YTM	Market Value Accrued Int.	% of Port. Gain/Loss	Moody/S&P Fitch	Maturity Duration
AGENCY									
3130A0F70	FHLB Note 3.375% Due 12/8/2023	450,000.00	06/27/2022 3.10%	451,719.00 451,409.71	98.80 4.42%	444,578.85 4,767.19	1.51% (6,830.86)	Aaa / AA+ AAA	1.19 1.14
3130A0XE5	FHLB Note 3.25% Due 3/8/2024	365,000.00	06/13/2022 3.23%	365,087.60 365,072.52	98.48 4.35%	359,433.75 757.88	1.21% (5,638.77)	Aaa / AA+ NR	1.44 1.38
3133ENYX2	FFCB Note 3.25% Due 6/17/2024	375,000.00	06/15/2022 3.40%	373,946.25 374,099.05	98.25 4.32%	368,421.38 3,520.83	1.25% (5,677.67)	Aaa / AA+ AAA	1.72 1.63
3130ASDS5	FHLB Note 2.75% Due 6/28/2024	365,000.00	06/09/2022 2.87%	364,153.20 364,280.95	97.32 4.36%	355,218.73 3,094.90	1.21% (9,062.22)	Aaa / AA+ NR	1.75 1.67
3130ASME6	FHLB Note 3% Due 7/8/2024	500,000.00	07/07/2022 3.10%	499,030.00 499,142.79	97.80 4.30%	488,997.50 3,458.33	1.66% (10,145.29)	Aaa / AA+ NR	1.77 1.69
3133ENG20	FFCB Note 3.3% Due 8/15/2024	500,000.00	08/16/2022 3.30%	500,030.00 500,028.15	98.25 4.28%	491,237.00 2,108.33	1.66% (8,791.15)	Aaa / AA+ AAA	1.88 1.79
3130AQF40	FHLB Note 1% Due 12/20/2024	400,000.00	07/27/2022 3.15%	380,296.00 381,758.05	92.98 4.35%	371,904.00 1,122.22	1.26% (9,854.05)	Aaa / AA+ AAA	2.22 2.15
3135G0X24	FNMA Note 1.625% Due 1/7/2025	450,000.00	06/21/2022 3.34%	431,334.00 433,361.17	94.36 4.26%	424,609.65 1,706.25	1.44% (8,751.52)	Aaa / AA+ AAA	2.27 2.18
3135G05X7	FNMA Note 0.375% Due 8/25/2025	400,000.00	06/22/2022 3.27%	365,400.00 368,385.33	89.43 4.29%	357,718.40 150.00	1.21% (10,666.93)	Aaa / AA+ AAA	2.90 2.83
Total Agency		**5,925,000.00**	**3.15%**	**5,803,481.15** **5,819,155.34**	**4.33%**	**5,718,590.19** **23,493.33**	**19.34%** **(100,565.15)**	**Aaa / AA+** **AAA**	**1.56** **1.50**
CMO									
3137BTU25	FHLMC K724 A2 3.062% Due 11/25/2023	353,475.72	06/13/2022 3.46%	351,777.38 352,122.20	98.62 4.35%	348,605.19 901.95	1.18% (3,517.01)	NR / NR AAA	1.15 0.93
3137BFXT3	FHLMC K042 A2 2.67% Due 12/25/2024	380,000.00	06/22/2022 3.52%	372,459.38 373,274.58	96.07 4.60%	365,054.98 169.10	1.23% (8,219.60)	Aaa / NR NR	2.24 1.99
3137BHCY1	FHLMC K044 A2 2.811% Due 1/25/2025	316,715.19	06/16/2022 4.46%	309,440.65 310,235.81	96.19 4.61%	304,650.24 741.91	1.03% (5,585.57)	NR / NR AAA	2.32 2.06
3137BM7C4	FHLMC K051 A2 3.308% Due 9/25/2025	380,000.00	06/23/2022 3.33%	379,198.44 379,264.03	96.42 4.62%	366,388.78 1,047.53	1.24% (12,875.25)	NR / NR AAA	2.99 2.65

Holdings Report

As of September 30, 2022

CUSIP	Security Description	Par Value/Units	Purchase Date Book Yield	Cost Value Book Value	Mkt Price Mkt YTM	Market Value Accrued Int.	% of Port. Gain/Loss	Moody/S&P Fitch	Maturity Duration
CMO									
3137BTAC5	FHLMC K060 A2 3.3% Due 10/25/2026	400,000.00	07/28/2022 3.10%	402,437.50 402,335.20	95.27 4.57%	381,077.20 1,100.00	1.29% (21,258.00)	NR / NR AAA	4.07 3.70
Total CMO		**1,830,190.91**	**3.54%**	**1,815,313.35 1,817,231.82**	**4.55%**	**1,765,776.39 3,960.49**	**5.96% (51,455.43)**	**Aaa / NR AAA**	**2.59 2.30**
CORPORATE									
06051GHF9	Bank of America Corp Callable Note 1X 3/5/2023 3.55% Due 3/5/2024	550,000.00	06/28/2022 4.36%	548,647.00 548,851.93	99.22 4.90%	545,706.70 1,410.14	1.84% (3,145.23)	A2 / A- AA-	1.43 1.36
037833CU2	Apple Inc Callable Note Cont 3/11/2024 2.85% Due 5/11/2024	550,000.00	Various 3.24%	546,140.25 546,686.86	97.56 4.43%	536,569.56 6,095.83	1.83% (10,117.30)	Aaa / AA+ NR	1.61 1.54
023135CE4	Amazon.com Inc Note 3% Due 4/13/2025	550,000.00	Various 3.12%	548,249.50 548,406.30	96.56 4.45%	531,106.40 7,700.00	1.82% (17,299.90)	A1 / AA AA-	2.54 2.37
06367WB85	Bank of Montreal Note 1.85% Due 5/1/2025	575,000.00	06/27/2022 4.01%	542,000.75 544,992.00	92.02 5.19%	529,086.82 4,432.29	1.80% (15,905.18)	A2 / A- AA-	2.59 2.45
06406RBF3	Bank of NY Mellon Corp Callable Note Cont 6/13/2024 3.43% Due 6/13/2025	550,000.00	Various 3.54%	548,586.00 548,707.87	97.45 4.50%	536,001.40 5,659.50	1.82% (12,706.47)	A1 / A AA-	2.70 2.52
46647PDE3	JP Morgan Chase & Co Callable Note Cont 6/14/2025 3.845% Due 6/14/2025	550,000.00	06/27/2022 4.26%	544,335.00 544,827.61	97.17 5.01%	534,448.75 6,402.99	1.82% (10,378.86)	A1 / A- AA-	2.71 2.53
26442UAA2	Duke Energy Progress LLC Callable Note Cont 5/15/25 3.25% Due 8/15/2025	550,000.00	06/27/2022 3.68%	543,120.00 543,685.81	95.82 4.82%	526,992.40 2,284.03	1.78% (16,693.41)	Aa3 / A NR	2.88 2.69
194162AM5	Colgate Palmolive Co. Note 3.1% Due 8/15/2025	160,000.00	08/01/2022 3.13%	159,852.80 159,859.88	96.60 4.37%	154,567.68 716.44	0.52% (5,292.20)	Aa3 / AA- NR	2.88 2.70
931142EW9	Wal-Mart Stores Note 3.9% Due 9/9/2025	480,000.00	Various 4.50%	472,168.00 472,183.57	98.21 4.55%	471,429.12 1,144.00	1.59% (754.45)	Aa2 / AA AA	2.95 2.74

Holdings Report

As of September 30, 2022

CUSIP	Security Description	Par Value/Units	Purchase Date Book Yield	Cost Value Book Value	Mkt Price Mkt YTM	Market Value Accrued Int.	% of Port. Gain/Loss	Moody/S&P Fitch	Maturity Duration
CORPORATE									
92826CAD4	Visa Inc Callable Note Cont 9/14/2025 3.15% Due 12/14/2025	500,000.00	08/17/2022 3.57%	493,510.00 493,740.07	95.49 4.68%	477,432.50 4,681.25	1.62% (16,307.57)	Aa3 / AA- NR	3.21 2.97
Total Corporate		**5,015,000.00**	**3.78%**	**4,946,609.30** **4,951,941.90**	**4.72%**	**4,843,341.33** **40,526.47**	**16.45%** **(108,600.57)**	**A1 / A+** **AA-**	**2.51** **2.35**
MONEY MARKET FUND									
31846V203	First American Govt Obligation Fund Class Y	24,940.28	Various 2.45%	24,940.28 24,940.28	1.00 2.45%	24,940.28 0.00	0.08% 0.00	Aaa / AAA AAA	0.00 0.00
Total Money Market Fund		**24,940.28**	**2.45%**	**24,940.28** **24,940.28**	**2.45%**	**24,940.28** **0.00**	**0.08%** **0.00**	**Aaa / AAA** **AAA**	**0.00** **0.00**
NEGOTIABLE CD									
78012UW43	Royal Bank of Canada Yankee CD 0.27% Due 10/20/2022	375,000.00	06/02/2022 1.89%	372,716.72 374,681.01	99.84 3.09%	374,411.63 970.31	1.26% (269.38)	P-1 / A-1+ F-1+	0.05 0.05
06417MB53	Bank of Nova Scotia Houston Yankee CD 3.7% Due 7/31/2023	500,000.00	07/29/2022 3.70%	500,000.00 500,000.00	99.25 4.59%	496,249.00 3,288.89	1.68% (3,751.00)	P-1 / A-1 F-1+	0.83 0.81
Total Negotiable CD		**875,000.00**	**2.92%**	**872,716.72** **874,681.01**	**3.95%**	**870,660.63** **4,259.20**	**2.95%** **(4,020.38)**	**P-1 / A-1** **F-1+**	**0.50** **0.49**
SUPRANATIONAL									
4581X0EE4	Inter-American Dev Bank Note 3.25% Due 7/1/2024	550,000.00	Various 3.26%	549,937.50 549,945.37	98.07 4.41%	539,369.05 4,468.75	1.83% (10,576.32)	Aaa / AAA AAA	1.75 1.67
459058EP4	Intl. Bank Recon & Development Note 2.5% Due 7/29/2025	500,000.00	08/16/2022 3.31%	488,765.00 489,224.42	95.10 4.36%	475,504.50 2,152.78	1.61% (13,719.92)	Aaa / AAA AAA	2.83 2.68
Total Supranational		**1,050,000.00**	**3.28%**	**1,038,702.50** **1,039,169.79**	**4.38%**	**1,014,873.55** **6,621.53**	**3.44%** **(24,296.24)**	**Aaa / AAA** **AAA**	**2.26** **2.14**

Holdings Report

As of September 30, 2022

CUSIP	Security Description	Par Value/Units	Purchase Date Book Yield	Cost Value Book Value	Mkt Price Mkt YTM	Market Value Accrued Int.	% of Port. Gain/Loss	Moody/S&P Fitch	Maturity Duration
US TREASURY									
912828TY6	US Treasury Note 1.625% Due 11/15/2022	600,000.00	06/08/2022 1.63%	600,000.00 600,000.00	99.82 3.04%	598,930.80 3,682.74	2.03% (1,069.20)	Aaa / AA+ AAA	0.13 0.12
912796X61	US Treasury Bill 1.722% Due 12/8/2022	600,000.00	06/08/2022 1.76%	594,775.08 598,047.83	99.67 1.76%	598,047.83 0.00	2.01% 0.00	P-1 / A-1+ F-1+	0.19 0.19
912828UN8	US Treasury Note 2% Due 2/15/2023	600,000.00	07/27/2022 2.91%	597,046.88 597,997.14	99.37 3.69%	596,226.60 1,532.61	2.01% (1,770.54)	Aaa / AA+ AAA	0.38 0.37
912828ZH6	US Treasury Note 0.25% Due 4/15/2023	625,000.00	06/28/2022 2.85%	612,329.10 616,436.22	98.05 3.93%	612,817.50 721.48	2.07% (3,618.72)	Aaa / AA+ AAA	0.54 0.53
912828ZU7	US Treasury Note 0.25% Due 6/15/2023	625,000.00	06/29/2022 2.93%	609,252.93 613,437.15	97.34 4.11%	608,349.38 461.07	2.05% (5,087.77)	Aaa / AA+ AAA	0.71 0.69
91282CAP6	US Treasury Note 0.125% Due 10/15/2023	625,000.00	06/29/2022 3.06%	601,928.71 606,474.54	95.82 4.27%	598,876.88 360.74	2.02% (7,597.66)	Aaa / AA+ AAA	1.04 1.02
9128285Z9	US Treasury Note 2.5% Due 1/31/2024	600,000.00	07/18/2022 3.20%	593,789.06 594,608.33	97.65 4.33%	585,913.80 2,527.17	1.98% (8,694.53)	Aaa / AA+ AAA	1.34 1.29
912828B66	US Treasury Note 2.75% Due 2/15/2024	600,000.00	06/28/2022 3.09%	596,812.50 597,315.23	97.88 4.35%	587,296.80 2,107.34	1.99% (10,018.43)	Aaa / AA+ AAA	1.38 1.33
91282CEG2	US Treasury Note 2.25% Due 3/31/2024	230,000.00	07/18/2022 3.21%	226,370.31 226,802.83	97.02 4.32%	223,153.82 14.22	0.75% (3,649.01)	Aaa / AA+ AAA	1.50 1.45
91282CBV2	US Treasury Note 0.375% Due 4/15/2024	625,000.00	06/27/2022 3.13%	595,166.02 599,479.91	94.18 4.32%	588,647.50 1,082.22	1.99% (10,832.41)	Aaa / AA+ AAA	1.54 1.50
912828WJ5	US Treasury Note 2.5% Due 5/15/2024	600,000.00	06/28/2022 3.13%	593,156.25 594,094.02	97.16 4.33%	582,937.20 5,665.76	1.98% (11,156.82)	Aaa / AA+ AAA	1.62 1.55
912828XX3	US Treasury Note 2% Due 6/30/2024	500,000.00	07/25/2022 3.01%	490,566.41 491,462.94	96.18 4.29%	480,898.50 2,527.17	1.63% (10,564.44)	Aaa / AA+ AAA	1.75 1.68
91282CCL3	US Treasury Note 0.375% Due 7/15/2024	650,000.00	06/28/2022 3.14%	614,656.25 619,103.79	93.39 4.24%	607,064.25 516.64	2.05% (12,039.54)	Aaa / AA+ AAA	1.79 1.75
91282CCT6	US Treasury Note 0.375% Due 8/15/2024	625,000.00	06/27/2022 3.16%	589,331.05 593,680.92	93.06 4.27%	581,616.25 299.34	1.96% (12,064.67)	Aaa / AA+ AAA	1.88 1.83
91282CCX7	US Treasury Note 0.375% Due 9/15/2024	650,000.00	06/28/2022 3.19%	611,203.13 615,711.05	92.80 4.25%	603,179.85 107.73	2.03% (12,531.20)	Aaa / AA+ AAA	1.96 1.91
91282CDB4	US Treasury Note 0.625% Due 10/15/2024	625,000.00	06/27/2022 3.18%	589,843.75 593,819.75	92.99 4.25%	581,201.25 1,803.71	1.96% (12,618.50)	Aaa / AA+ AAA	2.04 1.98

Holdings Report

As of September 30, 2022

CUSIP	Security Description	Par Value/Units	Purchase Date Book Yield	Cost Value Book Value	Mkt Price Mkt YTM	Market Value Accrued Int.	% of Port. Gain/Loss	Moody/S&P Fitch	Maturity Duration
US TREASURY									
912828G38	US Treasury Note 2.25% Due 11/15/2024	625,000.00	06/29/2022 3.16%	612,060.55 613,445.32	95.96 4.26%	599,731.25 5,311.65	2.04% (13,714.07)	Aaa / AA+ AAA	2.13 2.03
91282CDN8	US Treasury Note 1% Due 12/15/2024	650,000.00	06/29/2022 3.18%	616,712.89 620,156.38	93.23 4.25%	605,972.90 1,918.03	2.05% (14,183.48)	Aaa / AA+ AAA	2.21 2.14
912828J27	US Treasury Note 2% Due 2/15/2025	600,000.00	06/27/2022 3.22%	581,648.44 583,458.82	94.91 4.28%	569,437.20 1,532.61	1.92% (14,021.62)	Aaa / AA+ AAA	2.38 2.28
91282CED9	US Treasury Note 1.75% Due 3/15/2025	600,000.00	06/02/2022 2.84%	582,656.25 584,704.72	94.18 4.27%	565,078.20 464.09	1.91% (19,626.52)	Aaa / AA+ AAA	2.46 2.36
91282CEH0	US Treasury Note 2.625% Due 4/15/2025	900,000.00	Various 3.11%	888,492.19 889,501.43	96.06 4.28%	864,527.40 10,908.81	2.95% (24,974.03)	Aaa / AA+ AAA	2.54 2.39
912828XB1	US Treasury Note 2.125% Due 5/15/2025	600,000.00	06/02/2022 2.83%	588,070.31 589,399.52	94.77 4.25%	568,640.40 4,815.90	1.93% (20,759.12)	Aaa / AA+ AAA	2.62 2.49
91282CAB7	US Treasury Note 0.25% Due 7/31/2025	650,000.00	06/02/2022 2.87%	598,812.50 604,135.29	89.41 4.26%	581,166.30 273.78	1.96% (22,968.99)	Aaa / AA+ AAA	2.84 2.77
Total US Treasury		**14,005,000.00**	**2.94%**	**13,584,680.56** **13,643,273.13**	**4.06%**	**13,389,711.86** **48,634.81**	**45.27%** **(253,561.27)**	**Aaa / AA+** **AAA**	**1.62** **1.56**
TOTAL PORTFOLIO		**30,736,284.52**	**3.20%**	**30,032,678.95** **30,125,218.62**	**4.29%**	**29,555,565.06** **128,564.99**	**100.00%** **(569,653.56)**	**Aa1 / AA+** **AAA**	**1.93** **1.70**
TOTAL MARKET VALUE PLUS ACCRUED						**29,684,130.05**			

Transaction Ledger

As of September 30, 2022

Transaction Type	Settlement Date	CUSIP	Quantity	Security Description	Price	Acq/Disp Yield	Amount	Interest Pur/Sold	Total Amount	Gain/Loss
ACQUISITIONS										
Purchase	09/01/2022	31846V203	658.95	First American Govt Obligation Fund Class Y	1.000	1.73%	658.95	0.00	658.95	0.00
Purchase	09/05/2022	31846V203	9,762.50	First American Govt Obligation Fund Class Y	1.000	1.73%	9,762.50	0.00	9,762.50	0.00
Purchase	09/08/2022	31846V203	15,212.50	First American Govt Obligation Fund Class Y	1.000	1.73%	15,212.50	0.00	15,212.50	0.00
Purchase	09/09/2022	931142EW9	80,000.00	Wal-Mart Stores Note 3.9% Due 9/9/2025	99.930	3.92%	79,944.00	0.00	79,944.00	0.00
Purchase	09/15/2022	31846V203	6,468.75	First American Govt Obligation Fund Class Y	1.000	1.73%	6,468.75	0.00	6,468.75	0.00
Purchase	09/15/2022	31846V203	22,808.13	First American Govt Obligation Fund Class Y	1.000	1.73%	22,808.13	0.00	22,808.13	0.00
Purchase	09/15/2022	31846V203	742.81	First American Govt Obligation Fund Class Y	1.000	1.73%	742.81	0.00	742.81	0.00
Purchase	09/15/2022	31846V203	775.00	First American Govt Obligation Fund Class Y	1.000	1.73%	775.00	0.00	775.00	0.00
Purchase	09/15/2022	31846V203	107.67	First American Govt Obligation Fund Class Y	1.000	1.73%	107.67	0.00	107.67	0.00
Purchase	09/15/2022	31846V203	198.75	First American Govt Obligation Fund Class Y	1.000	1.73%	198.75	0.00	198.75	0.00
Purchase	09/16/2022	31846V203	113.33	First American Govt Obligation Fund Class Y	1.000	1.73%	113.33	0.00	113.33	0.00
Purchase	09/19/2022	31846V203	119.58	First American Govt Obligation Fund Class Y	1.000	1.73%	119.58	0.00	119.58	0.00
Purchase	09/20/2022	31846V203	375,783.12	First American Govt Obligation Fund Class Y	1.000	1.73%	375,783.12	0.00	375,783.12	0.00
Purchase	09/20/2022	31846V203	463.45	First American Govt Obligation Fund Class Y	1.000	1.73%	463.45	0.00	463.45	0.00
Purchase	09/21/2022	31846V203	562.50	First American Govt Obligation Fund Class Y	1.000	1.73%	562.50	0.00	562.50	0.00
Purchase	09/26/2022	31846V203	845.50	First American Govt Obligation Fund Class Y	1.000	1.73%	845.50	0.00	845.50	0.00

Transaction Ledger

As of September 30, 2022

Transaction Type	Settlement Date	CUSIP	Quantity	Security Description	Price	Acq/Disp Yield	Amount	Interest Pur/Sold	Total Amount	Gain/Loss
ACQUISITIONS										
Purchase	09/26/2022	31846V203	1,047.53	First American Govt Obligation Fund Class Y	1.000	1.73%	1,047.53	0.00	1,047.53	0.00
Purchase	09/26/2022	31846V203	1,100.00	First American Govt Obligation Fund Class Y	1.000	1.73%	1,100.00	0.00	1,100.00	0.00
Purchase	09/26/2022	31846V203	1,282.94	First American Govt Obligation Fund Class Y	1.000	1.73%	1,282.94	0.00	1,282.94	0.00
Purchase	09/27/2022	31846V203	1,369.17	First American Govt Obligation Fund Class Y	1.000	1.73%	1,369.17	0.00	1,369.17	0.00
Purchase	09/29/2022	931142EW9	400,000.00	Wal-Mart Stores Note 3.9% Due 9/9/2025	98.056	4.61%	392,224.00	866.67	393,090.67	0.00
Purchase	09/30/2022	31846V203	2,587.50	First American Govt Obligation Fund Class Y	1.000	2.45%	2,587.50	0.00	2,587.50	0.00
Subtotal			**922,009.68**				**914,177.68**	**866.67**	**915,044.35**	**0.00**
Short Sale	09/09/2022	31846V203	-79,944.00	First American Govt Obligation Fund Class Y	1.000		-79,944.00	0.00	-79,944.00	0.00
Subtotal			**-79,944.00**				**-79,944.00**	**0.00**	**-79,944.00**	**0.00**
TOTAL ACQUISITIONS			**842,065.68**				**834,233.68**	**866.67**	**835,100.35**	**0.00**
DISPOSITIONS										
Closing Purchase	09/09/2022	31846V203	-79,944.00	First American Govt Obligation Fund Class Y	1.000		-79,944.00	0.00	-79,944.00	0.00
Subtotal			**-79,944.00**				**-79,944.00**	**0.00**	**-79,944.00**	**0.00**
Sale	09/09/2022	31846V203	79,944.00	First American Govt Obligation Fund Class Y	1.000	1.73%	79,944.00	0.00	79,944.00	0.00
Sale	09/29/2022	31846V203	393,090.67	First American Govt Obligation Fund Class Y	1.000	2.45%	393,090.67	0.00	393,090.67	0.00
Subtotal			**473,034.67**				**473,034.67**	**0.00**	**473,034.67**	**0.00**
Paydown	09/15/2022	02582JJR2	0.00	American Express 2021-1 A 0.9% Due 11/15/2026	100.000		0.00	198.75	198.75	0.00

Transaction Ledger

As of September 30, 2022

Transaction Type	Settlement Date	CUSIP	Quantity	Security Description	Price	Acq/Disp Yield	Amount	Interest Pur/Sold	Total Amount	Gain/Loss
DISPOSITIONS										
Paydown	09/15/2022	05522RDC9	0.00	Bank of America Credit Card Tr 2020-A1 A1 0.34% Due 5/15/2026	100.000		0.00	107.67	107.67	0.00
Paydown	09/15/2022	44918MAD2	0.00	Hyundai Auto Receivables 2022-B A3 3.72% Due 11/16/2026	100.000		0.00	775.00	775.00	0.00
Paydown	09/15/2022	47800AAC4	0.00	John Deere Owner Trust 2022-B A3 3.74% Due 2/16/2027	100.000		0.00	742.81	742.81	0.00
Paydown	09/15/2022	89240BAC2	22,733.62	Toyota Auto Receivables Owners 2021-A A3 0.26% Due 5/15/2025	100.000		22,733.62	74.51	22,808.13	0.00
Paydown	09/16/2022	362554AC1	0.00	GM Financial Securitized Term 2021-4 A3 0.68% Due 9/16/2026	100.000		0.00	113.33	113.33	0.00
Paydown	09/19/2022	43815EAC8	0.00	Honda Auto Receivables 2021-3 A3 0.41% Due 11/18/2025	100.000		0.00	119.58	119.58	0.00
Paydown	09/20/2022	92348KAV5	0.00	Verizon Master Trust 2022-5 A1A 3.72% Due 7/20/2027	100.000		0.00	463.45	463.45	0.00
Paydown	09/26/2022	3137BFXT3	0.00	FHLMC K042 A2 2.67% Due 12/25/2024	100.000		0.00	845.50	845.50	0.00
Paydown	09/26/2022	3137BHCY1	539.77	FHLMC K044 A2 2.811% Due 1/25/2025	100.000		539.77	743.17	1,282.94	0.00
Paydown	09/26/2022	3137BM7C4	0.00	FHLMC K051 A2 3.308% Due 9/25/2025	100.000		0.00	1,047.53	1,047.53	0.00
Paydown	09/26/2022	3137BTAC5	0.00	FHLMC K060 A2 3.3% Due 10/25/2026	100.000		0.00	1,100.00	1,100.00	0.00
Paydown	09/27/2022	3137BTU25	466.03	FHLMC K724 A2Due 11/25/2023	100.000		466.03	903.14	1,369.17	0.00
Subtotal			**23,739.42**				**23,739.42**	**7,234.44**	**30,973.86**	**0.00**
Maturity	09/20/2022	55380TWT3	375,000.00	MUFG Bank Yankee CD 0.21% Due 9/20/2022	100.000		375,000.00	783.12	375,783.12	0.00
Subtotal			**375,000.00**				**375,000.00**	**783.12**	**375,783.12**	**0.00**

Transaction Ledger

As of September 30, 2022

Transaction Type	Settlement Date	CUSIP	Quantity	Security Description	Price	Acq/Disp Yield	Amount	Interest Pur/Sold	Total Amount	Gain/Loss
DISPOSITIONS										
Security Withdrawal	09/26/2022	31846V203	238.68	First American Govt Obligation Fund Class Y	1.000		238.68	0.00	238.68	0.00
Subtotal			**238.68**				**238.68**	**0.00**	**238.68**	**0.00**
TOTAL DISPOSITIONS			**792,068.77**				**792,068.77**	**8,017.56**	**800,086.33**	**0.00**
OTHER TRANSACTIONS										
Interest	09/05/2022	06051GHF9	550,000.00	Bank of America Corp Callable Note 1X 3/5/2023 3.55% Due 3/5/2024	0.000		9,762.50	0.00	9,762.50	0.00
Interest	09/08/2022	3130A0XE5	365,000.00	FHLB Note 3.25% Due 3/8/2024	0.000		5,931.25	0.00	5,931.25	0.00
Interest	09/08/2022	313383YJ4	550,000.00	FHLB Note 3.375% Due 9/8/2023	0.000		9,281.25	0.00	9,281.25	0.00
Interest	09/15/2022	91282CCX7	650,000.00	US Treasury Note 0.375% Due 9/15/2024	0.000		1,218.75	0.00	1,218.75	0.00
Interest	09/15/2022	91282CED9	600,000.00	US Treasury Note 1.75% Due 3/15/2025	0.000		5,250.00	0.00	5,250.00	0.00
Interest	09/21/2022	3133EMAM4	450,000.00	FFCB Callable Note Cont 9/21/2022 0.25% Due 9/21/2023	0.000		562.50	0.00	562.50	0.00
Interest	09/30/2022	91282CEG2	230,000.00	US Treasury Note 2.25% Due 3/31/2024	0.000		2,587.50	0.00	2,587.50	0.00
Subtotal			**3,395,000.00**				**34,593.75**	**0.00**	**34,593.75**	**0.00**

Transaction Ledger

As of September 30, 2022

Transaction Type	Settlement Date	CUSIP	Quantity	Security Description	Price	Acq/Disp Yield	Amount	Interest Pur/Sold	Total Amount	Gain/Loss
OTHER TRANSACTIONS										
Dividend	09/01/2022	31846V203	56,203.95	First American Govt Obligation Fund Class Y	0.000		658.95	0.00	658.95	0.00
Subtotal			**56,203.95**				**658.95**	**0.00**	**658.95**	**0.00**
TOTAL OTHER TRANSACTIONS			**3,451,203.95**				**35,252.70**	**0.00**	**35,252.70**	**0.00**

Income Earned

As of September 30, 2022

CUSIP	Security Description	Trade Date Settle Date Units	Book Value: Begin Book Value: Acq Book Value: Disp Book Value: End	Prior Accrued Inc. Received Ending Accrued Total Interest	Accr. Of Discount Amort. Of Premium Net Accret/Amort Income Earned	Total Income
FIXED INCOME						
023135CE4	Amazon.com Inc Note 3% Due 04/13/2025	Various Various 550,000.00	548,354.61 0.00 0.00 548,406.30	6,325.00 0.00 7,700.00 1,375.00	53.74 2.05 51.69 1,426.69	1,426.69
02582JJR2	American Express 2021-1 A 0.9% Due 11/15/2026	06/28/2022 06/29/2022 265,000.00	249,943.60 0.00 0.00 250,504.01	106.00 198.75 106.00 198.75	560.41 0.00 560.41 759.16	759.16
037833CU2	Apple Inc Callable Note Cont 3/11/2024 2.85% Due 05/11/2024	Various Various 550,000.00	546,517.83 0.00 0.00 546,686.86	4,789.59 0.00 6,095.83 1,306.24	169.03 0.00 169.03 1,475.27	1,475.27
05522RDC9	Bank of America Credit Card Tr 2020-A1 A1 0.34% Due 05/15/2026	06/15/2022 06/17/2022 380,000.00	364,296.34 0.00 0.00 365,298.71	57.42 107.67 57.42 107.67	1,002.37 0.00 1,002.37 1,110.04	1,110.04
06051GHF9	Bank of America Corp Callable Note 1X 3/5/2023 3.55% Due 03/05/2024	06/28/2022 06/30/2022 550,000.00	548,785.83 0.00 0.00 548,851.93	9,545.56 9,762.50 1,410.14 1,627.08	66.10 0.00 66.10 1,693.18	1,693.18
06367WB85	Bank of Montreal Note 1.85% Due 05/01/2025	06/27/2022 06/29/2022 575,000.00	544,037.35 0.00 0.00 544,992.00	3,545.83 0.00 4,432.29 886.46	954.65 0.00 954.65 1,841.11	1,841.11
06406RBF3	Bank of NY Mellon Corp Callable Note Cont 6/13/2024 3.43% Due 06/13/2025	Various Various 550,000.00	548,668.56 0.00 0.00 548,707.87	4,087.42 0.00 5,659.50 1,572.08	39.31 0.00 39.31 1,611.39	1,611.39
194162AM5	Colgate Palmolive Co. Note 3.1% Due 08/15/2025	08/01/2022 08/09/2022 160,000.00	159,855.87 0.00 0.00 159,859.88	303.11 0.00 716.44 413.33	4.01 0.00 4.01 417.34	417.34
26442UAA2	Duke Energy Progress LLC Callable Note Cont 5/15/25 3.25% Due 08/15/2025	06/27/2022 06/29/2022 550,000.00	543,505.23 0.00 0.00 543,685.81	794.44 0.00 2,284.03 1,489.59	180.58 0.00 180.58 1,670.17	1,670.17

Income Earned

As of September 30, 2022

CUSIP	Security Description	Trade Date Settle Date Units	Book Value: Begin Book Value: Acq Book Value: Disp Book Value: End	Prior Accrued Inc. Received Ending Accrued Total Interest	Accr. Of Discount Amort. Of Premium Net Accret/Amort Income Earned	Total Income
3130A0F70	FHLB Note 3.375% Due 12/08/2023	06/27/2022 06/28/2022 450,000.00	451,507.38 0.00 0.00 451,409.71	3,501.56 0.00 4,767.19 1,265.63	0.00 97.67 (97.67) 1,167.96	1,167.96
3130A0XE5	FHLB Note 3.25% Due 03/08/2024	06/13/2022 06/14/2022 365,000.00	365,076.67 0.00 0.00 365,072.52	5,700.59 5,931.25 757.88 988.54	0.00 4.15 (4.15) 984.39	984.39
3130APU29	FHLB Note 0.5% Due 11/09/2023	06/28/2022 06/29/2022 500,000.00	485,210.88 0.00 0.00 486,233.17	777.78 0.00 986.11 208.33	1,022.29 0.00 1,022.29 1,230.62	1,230.62
3130AQF40	FHLB Note 1% Due 12/20/2024	07/27/2022 07/28/2022 400,000.00	381,083.26 0.00 0.00 381,758.05	788.89 0.00 1,122.22 333.33	674.79 0.00 674.79 1,008.12	1,008.12
3130ASDS5	FHLB Note 2.75% Due 06/28/2024	06/09/2022 06/10/2022 365,000.00	364,247.04 0.00 0.00 364,280.95	2,258.44 0.00 3,094.90 836.46	33.91 0.00 33.91 870.37	870.37
3130ASME6	FHLB Note 3% Due 07/08/2024	07/07/2022 07/08/2022 500,000.00	499,102.98 0.00 0.00 499,142.79	2,208.33 0.00 3,458.33 1,250.00	39.81 0.00 39.81 1,289.81	1,289.81
3133834G3	FHLB Note 2.125% Due 06/09/2023	08/11/2022 08/12/2022 70,000.00	69,410.55 0.00 0.00 69,473.48	338.82 0.00 462.78 123.96	62.93 0.00 62.93 186.89	186.89
313383YJ4	FHLB Note 3.375% Due 09/08/2023	06/27/2022 06/28/2022 550,000.00	552,083.46 0.00 0.00 551,915.43	8,920.31 9,281.25 1,185.94 1,546.88	0.00 168.03 (168.03) 1,378.85	1,378.85
3133EMAM4	FFCB Callable Note Cont 9/21/2022 0.25% Due 09/21/2023	07/21/2022 07/22/2022 450,000.00	436,127.80 0.00 0.00 437,208.75	500.00 562.50 31.25 93.75	1,080.95 0.00 1,080.95 1,174.70	1,174.70

Income Earned

As of September 30, 2022

CUSIP	Security Description	Trade Date Settle Date Units	Book Value: Begin Book Value: Acq Book Value: Disp Book Value: End	Prior Accrued Inc. Received Ending Accrued Total Interest	Accr. Of Discount Amort. Of Premium Net Accret/Amort Income Earned	Total Income
3133ENG20	FFCB Note 3.3% Due 08/15/2024	08/16/2022 08/17/2022 500,000.00	500,029.38 0.00 0.00 500,028.15	733.33 0.00 2,108.33 1,375.00	0.00 1.23 (1.23) 1,373.77	1,373.77
3133ENYX2	FFCB Note 3.25% Due 06/17/2024	06/15/2022 06/17/2022 375,000.00	374,055.81 0.00 0.00 374,099.05	2,505.21 0.00 3,520.83 1,015.62	43.24 0.00 43.24 1,058.86	1,058.86
3135G05X7	FNMA Note 0.375% Due 08/25/2025	06/22/2022 06/23/2022 400,000.00	367,489.73 0.00 0.00 368,385.33	25.00 0.00 150.00 125.00	895.60 0.00 895.60 1,020.60	1,020.60
3135G0X24	FNMA Note 1.625% Due 01/07/2025	06/21/2022 06/22/2022 450,000.00	432,759.04 0.00 0.00 433,361.17	1,096.88 0.00 1,706.25 609.37	602.13 0.00 602.13 1,211.50	1,211.50
3137BFXT3	FHLMC K042 A2 2.67% Due 12/25/2024	06/22/2022 06/27/2022 380,000.00	373,019.83 0.00 0.00 373,274.58	169.10 845.50 169.10 845.50	254.75 0.00 254.75 1,100.25	1,100.25
3137BHCY1	FHLMC K044 A2 2.811% Due 01/25/2025	06/16/2022 06/22/2022 316,715.19	310,527.95 0.00 539.77 310,235.81	743.17 743.17 741.91 741.91	247.63 0.00 247.63 989.54	989.54
3137BM7C4	FHLMC K051 A2 3.308% Due 09/25/2025	06/23/2022 06/28/2022 380,000.00	379,243.32 0.00 0.00 379,264.03	1,047.53 1,047.53 1,047.53 1,047.53	20.71 0.00 20.71 1,068.24	1,068.24
3137BTAC5	FHLMC K060 A2 3.3% Due 10/25/2026	07/28/2022 07/29/2022 400,000.00	402,383.16 0.00 0.00 402,335.20	1,100.00 1,100.00 1,100.00 1,100.00	0.00 47.96 (47.96) 1,052.04	1,052.04
3137BTU25	FHLMC K724 A2 3.062% Due 11/25/2023	06/13/2022 06/16/2022 353,475.72	352,489.64 0.00 466.03 352,122.20	903.14 903.14 901.95 901.95	98.59 0.00 98.59 1,000.54	1,000.54

Income Earned

As of September 30, 2022

CUSIP	Security Description	Trade Date Settle Date Units	Book Value: Begin Book Value: Acq Book Value: Disp Book Value: End	Prior Accrued Inc. Received Ending Accrued Total Interest	Accr. Of Discount Amort. Of Premium Net Accret/Amort Income Earned	Total Income
3137EAEV7	FHLMC Note 0.25% Due 08/24/2023	06/28/2022 06/29/2022 550,000.00	535,574.57 0.00 0.00 536,786.79	26.74 0.00 141.32 114.58	1,212.22 0.00 1,212.22 1,326.80	1,326.80
362554AC1	GM Financial Securitized Term 2021-4 A3 0.68% Due 09/16/2026	06/13/2022 06/15/2022 200,000.00	191,230.11 0.00 0.00 191,513.92	56.67 113.33 56.67 113.33	283.81 0.00 283.81 397.14	397.14
43815EAC8	Honda Auto Receivables 2021-3 A3 0.41% Due 11/18/2025	07/27/2022 07/29/2022 350,000.00	335,751.18 0.00 0.00 336,279.56	51.82 119.58 51.82 119.58	528.38 0.00 528.38 647.96	647.96
44918MAD2	Hyundai Auto Receivables 2022-B A3 3.72% Due 11/16/2026	08/03/2022 08/05/2022 250,000.00	250,571.64 0.00 0.00 250,555.74	413.33 775.00 413.33 775.00	0.00 15.90 (15.90) 759.10	759.10
4581X0EE4	Inter-American Dev Bank Note 3.25% Due 07/01/2024	Various 07/01/2022 550,000.00	549,942.80 0.00 0.00 549,945.37	2,979.17 0.00 4,468.75 1,489.58	2.57 0.00 2.57 1,492.15	1,492.15
459058EP4	Intl. Bank Recon & Development Note 2.5% Due 07/29/2025	08/16/2022 08/18/2022 500,000.00	488,911.18 0.00 0.00 489,224.42	1,111.11 0.00 2,152.78 1,041.67	313.24 0.00 313.24 1,354.91	1,354.91
46647PDE3	JP Morgan Chase & Co Callable Note Cont 6/14/2025 3.845% Due 06/14/2025	06/27/2022 06/29/2022 550,000.00	544,670.39 0.00 0.00 544,827.61	4,640.70 0.00 6,402.99 1,762.29	157.22 0.00 157.22 1,919.51	1,919.51
47800AAC4	John Deere Owner Trust 2022-B A3 3.74% Due 02/16/2027	07/12/2022 07/20/2022 130,000.00	129,988.00 0.00 0.00 129,988.28	553.73 742.81 216.09 405.17	0.28 0.00 0.28 405.45	405.45
89240BAC2	Toyota Auto Receivables Owners 2021-A A3 0.26% Due 05/15/2025	06/07/2022 06/09/2022 321,153.33	337,706.30 0.00 22,733.62 315,689.94	39.74 74.51 37.11 71.88	717.26 0.00 717.26 789.14	789.14

Income Earned

As of September 30, 2022

CUSIP	Security Description	Trade Date Settle Date Units	Book Value: Begin Book Value: Acq Book Value: Disp Book Value: End	Prior Accrued Inc. Received Ending Accrued Total Interest	Accr. Of Discount Amort. Of Premium Net Accret/Amort Income Earned	Total Income
912828SZ9	US Treasury Note 2.5% Due 01/31/2024	07/18/2022 07/19/2022 600,000.00	594,276.19 0.00 0.00 594,608.33	1,304.35 0.00 2,527.17 1,222.82	332.14 0.00 332.14 1,554.96	1,554.96
912828B66	US Treasury Note 2.75% Due 02/15/2024	06/28/2022 06/29/2022 600,000.00	597,154.78 0.00 0.00 597,315.23	762.23 0.00 2,107.34 1,345.11	160.45 0.00 160.45 1,505.56	1,505.56
912828G38	US Treasury Note 2.25% Due 11/15/2024	06/29/2022 06/30/2022 625,000.00	612,998.62 0.00 0.00 613,445.32	4,165.25 0.00 5,311.65 1,146.40	446.70 0.00 446.70 1,593.10	1,593.10
912828J27	US Treasury Note 2% Due 02/15/2025	06/27/2022 06/28/2022 600,000.00	582,887.12 0.00 0.00 583,458.82	554.35 0.00 1,532.61 978.26	571.70 0.00 571.70 1,549.96	1,549.96
912828TY6	US Treasury Note 1.625% Due 11/15/2022	06/08/2022 06/09/2022 600,000.00	600,000.00 0.00 0.00 600,000.00	2,887.91 0.00 3,682.74 794.83	0.00 0.00 0.00 794.83	794.83
912828UN8	US Treasury Note 2% Due 02/15/2023	07/27/2022 07/28/2022 600,000.00	597,558.56 0.00 0.00 597,997.14	554.35 0.00 1,532.61 978.26	438.58 0.00 438.58 1,416.84	1,416.84
912828WJ5	US Treasury Note 2.5% Due 05/15/2024	06/28/2022 06/29/2022 600,000.00	593,794.73 0.00 0.00 594,094.02	4,442.93 0.00 5,665.76 1,222.83	299.29 0.00 299.29 1,522.12	1,522.12
912828XB1	US Treasury Note 2.125% Due 05/15/2025	06/02/2022 06/03/2022 600,000.00	589,067.22 0.00 0.00 589,399.52	3,776.49 0.00 4,815.90 1,039.41	332.30 0.00 332.30 1,371.71	1,371.71
912828XX3	US Treasury Note 2% Due 06/30/2024	07/25/2022 07/26/2022 500,000.00	491,061.51 0.00 0.00 491,462.94	1,711.96 0.00 2,527.17 815.21	401.43 0.00 401.43 1,216.64	1,216.64

Income Earned

As of September 30, 2022

CUSIP	Security Description	Trade Date Settle Date Units	Book Value: Begin Book Value: Acq Book Value: Disp Book Value: End	Prior Accrued Inc. Received Ending Accrued Total Interest	Accr. Of Discount Amort. Of Premium Net Accret/Amort Income Earned	Total Income
912828ZH6	US Treasury Note 0.25% Due 04/15/2023	06/28/2022 06/29/2022 625,000.00	615,125.44 0.00 0.00 616,436.22	593.41 0.00 721.48 128.07	1,310.78 0.00 1,310.78 1,438.85	1,438.85
912828ZU7	US Treasury Note 0.25% Due 06/15/2023	06/29/2022 06/30/2022 625,000.00	612,087.40 0.00 0.00 613,437.15	332.99 0.00 461.07 128.08	1,349.75 0.00 1,349.75 1,477.83	1,477.83
91282CAB7	US Treasury Note 0.25% Due 07/31/2025	06/02/2022 06/03/2022 650,000.00	602,804.59 0.00 0.00 604,135.29	141.30 0.00 273.78 132.48	1,330.70 0.00 1,330.70 1,463.18	1,463.18
91282CAP6	US Treasury Note 0.125% Due 10/15/2023	06/29/2022 06/30/2022 625,000.00	605,008.14 0.00 0.00 606,474.54	296.70 0.00 360.74 64.04	1,466.40 0.00 1,466.40 1,530.44	1,530.44
91282CBV2	US Treasury Note 0.375% Due 04/15/2024	06/27/2022 06/28/2022 625,000.00	598,117.63 0.00 0.00 599,479.91	890.11 0.00 1,082.22 192.11	1,362.28 0.00 1,362.28 1,554.39	1,554.39
91282CCL3	US Treasury Note 0.375% Due 07/15/2024	06/28/2022 06/29/2022 650,000.00	617,684.36 0.00 0.00 619,103.79	317.93 0.00 516.64 198.71	1,419.43 0.00 1,419.43 1,618.14	1,618.14
91282CCT6	US Treasury Note 0.375% Due 08/15/2024	06/27/2022 06/28/2022 625,000.00	592,307.28 0.00 0.00 593,680.92	108.27 0.00 299.34 191.07	1,373.64 0.00 1,373.64 1,564.71	1,564.71
91282CCX7	US Treasury Note 0.375% Due 09/15/2024	06/28/2022 06/29/2022 650,000.00	614,272.35 0.00 0.00 615,711.05	1,126.02 1,218.75 107.73 200.46	1,438.70 0.00 1,438.70 1,639.16	1,639.16
91282CDB4	US Treasury Note 0.625% Due 10/15/2024	06/27/2022 06/28/2022 625,000.00	592,564.17 0.00 0.00 593,819.75	1,483.52 0.00 1,803.71 320.19	1,255.58 0.00 1,255.58 1,575.77	1,575.77

Income Earned

As of September 30, 2022

CUSIP	Security Description	Trade Date Settle Date Units	Book Value: Begin Book Value: Acq Book Value: Disp Book Value: End	Prior Accrued Inc. Received Ending Accrued Total Interest	Accr. Of Discount Amort. Of Premium Net Accret/Amort Income Earned	Total Income
91282CDN8	US Treasury Note 1% Due 12/15/2024	06/29/2022 06/30/2022 650,000.00	619,045.58 0.00 0.00 620,156.38	1,385.25 0.00 1,918.03 532.78	1,110.80 0.00 1,110.80 1,643.58	1,643.58
91282CED9	US Treasury Note 1.75% Due 03/15/2025	06/02/2022 06/03/2022 600,000.00	584,192.61 0.00 0.00 584,704.72	4,850.54 5,250.00 464.09 863.55	512.11 0.00 512.11 1,375.66	1,375.66
91282CEG2	US Treasury Note 2.25% Due 03/31/2024	07/18/2022 07/19/2022 230,000.00	226,627.49 0.00 0.00 226,802.83	2,177.46 2,587.50 14.22 424.26	175.34 0.00 175.34 599.60	599.60
91282CEH0	US Treasury Note 2.625% Due 04/15/2025	Various Various 900,000.00	889,161.67 0.00 0.00 889,501.43	8,972.34 0.00 10,908.81 1,936.47	339.76 0.00 339.76 2,276.23	2,276.23
92348KAV5	Verizon Master Trust 2022-5 A1A 3.72% Due 07/20/2027	08/02/2022 08/11/2022 115,000.00	114,995.04 0.00 0.00 114,995.19	237.67 463.45 130.72 356.50	0.15 0.00 0.15 356.65	356.65
92826CAD4	Visa Inc Callable Note Cont 9/14/2025 3.15% Due 12/14/2025	08/17/2022 08/19/2022 500,000.00	493,579.55 0.00 0.00 493,740.07	3,368.75 0.00 4,681.25 1,312.50	160.52 0.00 160.52 1,473.02	1,473.02
931142EW9	Wal-Mart Stores Note 3.9% Due 09/09/2025	Various Various 480,000.00	0.00 472,168.00 0.00 472,183.57	0.00 (866.67) 1,144.00 277.33	15.57 0.00 15.57 292.90	292.90
			28,150,531.30 **472,168.00** **23,739.42**	**119,187.54** **40,961.52** **124,305.79**	**28,926.61** **336.99** **28,589.62**	
Total Fixed Income		**29,236,344.24**	**28,627,549.50**	**46,079.77**	**74,669.39**	**74,669.39**

Income Earned

As of September 30, 2022

CUSIP	Security Description	Trade Date Settle Date Units	Book Value: Begin Book Value: Acq Book Value: Disp Book Value: End	Prior Accrued Inc. Received Ending Accrued Total Interest	Accr. Of Discount Amort. Of Premium Net Accret/Amort Income Earned	Total Income
CASH & EQUIVALENT						
06417MB53	Bank of Nova Scotia Houston Yankee CD 3.7% Due 07/31/2023	07/29/2022 07/29/2022 500,000.00	500,000.00 0.00 0.00 500,000.00	1,747.22 0.00 3,288.89 1,541.67	0.00 0.00 0.00 1,541.67	1,541.67
31846V203	First American Govt Obligation Fund Class Y	Various Various 24,940.28	56,203.95 362,065.68 393,329.35 24,940.28	0.00 658.95 0.00 658.95	0.00 0.00 0.00 658.95	658.95
55380TWT3	MUFG Bank Yankee CD Due 09/20/2022	06/02/2022 06/06/2022 0.00	374,715.90 0.00 375,000.00 0.00	741.56 783.12 0.00 41.56	284.10 0.00 284.10 325.66	325.66
78012UW43	Royal Bank of Canada Yankee CD 0.27% Due 10/20/2022	06/02/2022 06/06/2022 375,000.00	374,177.35 0.00 0.00 374,681.01	885.94 0.00 970.31 84.37	503.66 0.00 503.66 588.03	588.03
912796X61	US Treasury Bill 1.722% Due 12/08/2022	06/08/2022 06/09/2022 600,000.00	597,186.58 0.00 0.00 598,047.83	0.00 0.00 0.00 0.00	861.25 0.00 861.25 861.25	861.25
			1,902,283.78 **362,065.68** **768,329.35**	**3,374.72** **1,442.07** **4,259.20**	**1,649.01** **0.00** **1,649.01**	
Total Cash & Equivalent		**1,499,940.28**	**1,497,669.12**	**2,326.55**	**3,975.56**	**3,975.56**
			30,052,815.08 **834,233.68** **792,068.77**	**122,562.26** **42,403.59** **128,564.99**	**30,575.62** **336.99** **30,238.63**	
TOTAL PORTFOLIO		**30,736,284.52**	**30,125,218.62**	**48,406.32**	**78,644.95**	**78,644.95**

Cash Flow Report

As of September 30, 2022

Payment Date	Transaction Type	CUSIP	Quantity	Security Description	Principal Amount	Income	Total Amount
10/13/2022	Interest	023135CE4	550,000.00	Amazon.com Inc Note 3% Due 4/13/2025	0.00	8,250.00	8,250.00
10/15/2022	Interest	91282CEH0	900,000.00	US Treasury Note 2.625% Due 4/15/2025	0.00	11,812.50	11,812.50
10/15/2022	Interest	91282CBV2	625,000.00	US Treasury Note 0.375% Due 4/15/2024	0.00	1,171.88	1,171.88
10/15/2022	Interest	912828ZH6	625,000.00	US Treasury Note 0.25% Due 4/15/2023	0.00	781.25	781.25
10/15/2022	Interest	91282CDB4	625,000.00	US Treasury Note 0.625% Due 10/15/2024	0.00	1,953.13	1,953.13
10/15/2022	Interest	91282CAP6	625,000.00	US Treasury Note 0.125% Due 10/15/2023	0.00	390.63	390.63
10/15/2022	Paydown	89240BAC2	321,153.33	Toyota Auto Receivables Owners 2021-A A3 0.26% Due 5/15/2025	17,792.62	69.58	17,862.20
10/15/2022	Paydown	05522RDC9	380,000.00	Bank of America Credit Card Tr 2020-A1 A1 0.34% Due 5/15/2026	0.00	107.67	107.67
10/15/2022	Paydown	02582JJR2	265,000.00	American Express 2021-1 A 0.9% Due 11/15/2026	0.00	198.75	198.75
10/15/2022	Paydown	44918MAD2	250,000.00	Hyundai Auto Receivables 2022-B A3 3.72% Due 11/16/2026	0.00	775.00	775.00
10/15/2022	Paydown	47800AAC4	130,000.00	John Deere Owner Trust 2022-B A3 3.74% Due 2/16/2027	0.00	405.17	405.17
10/16/2022	Paydown	362554AC1	200,000.00	GM Financial Securitized Term 2021-4 A3 0.68% Due 9/16/2026	0.00	113.33	113.33
10/18/2022	Paydown	43815EAC8	350,000.00	Honda Auto Receivables 2021-3 A3 0.41% Due 11/18/2025	0.00	119.58	119.58
10/19/2022	Paydown	3137BFXT3	380,000.00	FHLMC K042 A2 2.67% Due 12/25/2024	0.00	845.50	845.50
10/20/2022	Maturity	78012UW43	375,000.00	Royal Bank of Canada Yankee CD 0.27% Due 10/20/2022	375,000.00	1,023.75	376,023.75
10/20/2022	Paydown	3137BTAC5	0.00	FHLMC K060 A2 3.3% Due 10/25/2026	0.00	1,100.00	1,100.00
10/20/2022	Paydown	3137BHCY1	0.00	FHLMC K044 A2 2.811% Due 1/25/2025	539.77	743.17	1,282.94

Cash Flow Report

As of September 30, 2022

Payment Date	Transaction Type	CUSIP	Quantity	Security Description	Principal Amount	Income	Total Amount
10/20/2022	Paydown	92348KAV5	115,000.00	Verizon Master Trust 2022-5 A1A 3.72% Due 7/20/2027	0.00	356.50	356.50
10/20/2022	Paydown	3137BFXT3	0.00	FHLMC K042 A2 2.67% Due 12/25/2024	0.00	845.50	845.50
10/20/2022	Paydown	3137BM7C4	0.00	FHLMC K051 A2 3.308% Due 9/25/2025	0.00	1,047.53	1,047.53
10/21/2022	Paydown	3137BTU25	0.00	FHLMC K724 A2 3.062% Due 11/25/2023	466.03	903.14	1,369.17
10/25/2022	Paydown	3137BHCY1	316,715.19	FHLMC K044 A2 2.811% Due 1/25/2025	10,824.36	741.91	11,566.27
10/25/2022	Paydown	3137BTAC5	400,000.00	FHLMC K060 A2 3.3% Due 10/25/2026	0.00	1,100.00	1,100.00
10/25/2022	Paydown	3137BM7C4	380,000.00	FHLMC K051 A2 3.308% Due 9/25/2025	0.00	1,047.53	1,047.53
10/25/2022	Paydown	3137BTU25	353,475.72	FHLMC K724 A2 3.062% Due 11/25/2023	27,512.62	901.95	28,414.57
OCT 2022					**432,135.40**	**36,804.95**	**468,940.35**
11/01/2022	Interest	06367WB85	575,000.00	Bank of Montreal Note 1.85% Due 5/1/2025	0.00	5,318.75	5,318.75
11/09/2022	Interest	3130APU29	500,000.00	FHLB Note 0.5% Due 11/9/2023	0.00	1,250.00	1,250.00
11/11/2022	Interest	037833CU2	550,000.00	Apple Inc Callable Note Cont 3/11/2024 2.85% Due 5/11/2024	0.00	7,837.50	7,837.50
11/15/2022	Interest	912828WJ5	600,000.00	US Treasury Note 2.5% Due 5/15/2024	0.00	7,500.00	7,500.00
11/15/2022	Interest	912828G38	625,000.00	US Treasury Note 2.25% Due 11/15/2024	0.00	7,031.25	7,031.25
11/15/2022	Interest	912828XB1	600,000.00	US Treasury Note 2.125% Due 5/15/2025	0.00	6,375.00	6,375.00
11/15/2022	Maturity	912828TY6	600,000.00	US Treasury Note 1.625% Due 11/15/2022	600,000.00	4,875.00	604,875.00
11/15/2022	Paydown	89240BAC2	321,153.33	Toyota Auto Receivables Owners 2021-A A3 0.26% Due 5/15/2025	17,798.40	65.73	17,864.13

Cash Flow Report

As of September 30, 2022

Payment Date	Transaction Type	CUSIP	Quantity	Security Description	Principal Amount	Income	Total Amount
11/15/2022	Paydown	02582JJR2	265,000.00	American Express 2021-1 A 0.9% Due 11/15/2026	0.00	198.75	198.75
11/15/2022	Paydown	47800AAC4	130,000.00	John Deere Owner Trust 2022-B A3 3.74% Due 2/16/2027	0.00	405.17	405.17
11/15/2022	Paydown	05522RDC9	380,000.00	Bank of America Credit Card Tr 2020-A1 A1 0.34% Due 5/15/2026	0.00	107.67	107.67
11/15/2022	Paydown	44918MAD2	250,000.00	Hyundai Auto Receivables 2022-B A3 3.72% Due 11/16/2026	0.00	775.00	775.00
11/16/2022	Paydown	362554AC1	200,000.00	GM Financial Securitized Term 2021-4 A3 0.68% Due 9/16/2026	0.00	113.33	113.33
11/18/2022	Paydown	43815EAC8	350,000.00	Honda Auto Receivables 2021-3 A3 0.41% Due 11/18/2025	0.00	119.58	119.58
11/19/2022	Paydown	3137BFXT3	380,000.00	FHLMC K042 A2 2.67% Due 12/25/2024	0.00	845.50	845.50
11/20/2022	Paydown	92348KAV5	115,000.00	Verizon Master Trust 2022-5 A1A 3.72% Due 7/20/2027	0.00	356.50	356.50
11/25/2022	Paydown	3137BHCY1	316,715.19	FHLMC K044 A2 2.811% Due 1/25/2025	10,859.42	716.55	11,575.97
11/25/2022	Paydown	3137BTAC5	400,000.00	FHLMC K060 A2 3.3% Due 10/25/2026	0.00	1,100.00	1,100.00
11/25/2022	Paydown	3137BM7C4	380,000.00	FHLMC K051 A2 3.308% Due 9/25/2025	0.00	1,047.53	1,047.53
11/25/2022	Paydown	3137BTU25	353,475.72	FHLMC K724 A2 3.062% Due 11/25/2023	27,149.68	831.75	27,981.43
NOV 2022					**655,807.50**	**46,870.56**	**702,678.06**
12/08/2022	Interest	3130A0F70	450,000.00	FHLB Note 3.375% Due 12/8/2023	0.00	7,593.75	7,593.75
12/08/2022	Maturity	912796X61	600,000.00	US Treasury Bill 1.722% Due 12/8/2022	600,000.00	0.00	600,000.00
12/09/2022	Interest	3133834G3	70,000.00	FHLB Note 2.125% Due 6/9/2023	0.00	743.75	743.75
12/13/2022	Interest	06406RBF3	550,000.00	Bank of NY Mellon Corp Callable Note Cont 6/13/2024 3.43% Due 6/13/2025	0.00	9,432.50	9,432.50

Cash Flow Report

As of September 30, 2022

Payment Date	Transaction Type	CUSIP	Quantity	Security Description	Principal Amount	Income	Total Amount
12/14/2022	Interest	46647PDE3	550,000.00	JP Morgan Chase & Co Callable Note Cont 6/14/2025 3.845% Due 6/14/2025	0.00	10,749.98	10,749.98
12/14/2022	Interest	92826CAD4	500,000.00	Visa Inc Callable Note Cont 9/14/2025 3.15% Due 12/14/2025	0.00	7,875.00	7,875.00
12/15/2022	Interest	912828ZU7	625,000.00	US Treasury Note 0.25% Due 6/15/2023	0.00	781.25	781.25
12/15/2022	Interest	91282CDN8	650,000.00	US Treasury Note 1% Due 12/15/2024	0.00	3,250.00	3,250.00
12/15/2022	Paydown	44918MAD2	250,000.00	Hyundai Auto Receivables 2022-B A3 3.72% Due 11/16/2026	0.00	775.00	775.00
12/15/2022	Paydown	89240BAC2	321,153.33	Toyota Auto Receivables Owners 2021-A A3 0.26% Due 5/15/2025	17,804.18	61.87	17,866.05
12/15/2022	Paydown	05522RDC9	380,000.00	Bank of America Credit Card Tr 2020-A1 A1 0.34% Due 5/15/2026	0.00	107.67	107.67
12/15/2022	Paydown	02582JJR2	265,000.00	American Express 2021-1 A 0.9% Due 11/15/2026	0.00	198.75	198.75
12/15/2022	Paydown	47800AAC4	130,000.00	John Deere Owner Trust 2022-B A3 3.74% Due 2/16/2027	0.00	405.17	405.17
12/16/2022	Paydown	362554AC1	200,000.00	GM Financial Securitized Term 2021-4 A3 0.68% Due 9/16/2026	0.00	113.33	113.33
12/17/2022	Interest	3133ENYX2	375,000.00	FFCB Note 3.25% Due 6/17/2024	0.00	6,093.75	6,093.75
12/18/2022	Paydown	43815EAC8	350,000.00	Honda Auto Receivables 2021-3 A3 0.41% Due 11/18/2025	0.00	119.58	119.58
12/19/2022	Paydown	3137BFXT3	380,000.00	FHLMC K042 A2 2.67% Due 12/25/2024	0.00	845.50	845.50
12/20/2022	Interest	3130AQF40	400,000.00	FHLB Note 1% Due 12/20/2024	0.00	2,000.00	2,000.00
12/20/2022	Paydown	92348KAV5	115,000.00	Verizon Master Trust 2022-5 A1A 3.72% Due 7/20/2027	0.00	356.50	356.50
12/25/2022	Paydown	3137BM7C4	380,000.00	FHLMC K051 A2 3.308% Due 9/25/2025	0.00	1,047.53	1,047.53
12/25/2022	Paydown	3137BHCY1	316,715.19	FHLMC K044 A2 2.811% Due 1/25/2025	10,894.60	691.11	11,585.71

Cash Flow Report

As of September 30, 2022

Payment Date	Transaction Type	CUSIP	Quantity	Security Description	Principal Amount	Income	Total Amount
12/25/2022	Paydown	3137BTAC5	400,000.00	FHLMC K060 A2 3.3% Due 10/25/2026	0.00	1,100.00	1,100.00
12/25/2022	Paydown	3137BTU25	353,475.72	FHLMC K724 A2 3.062% Due 11/25/2023	26,790.48	762.47	27,552.95
12/28/2022	Interest	3130ASDS5	365,000.00	FHLB Note 2.75% Due 6/28/2024	0.00	5,520.63	5,520.63
12/31/2022	Interest	912828XX3	500,000.00	US Treasury Note 2% Due 6/30/2024	0.00	5,000.00	5,000.00
DEC 2022					**655,489.26**	**65,625.09**	**721,114.35**
01/01/2023	Interest	4581X0EE4	550,000.00	Inter-American Dev Bank Note 3.25% Due 7/1/2024	0.00	8,937.50	8,937.50
01/07/2023	Interest	3135G0X24	450,000.00	FNMA Note 1.625% Due 1/7/2025	0.00	3,656.25	3,656.25
01/08/2023	Interest	3130ASME6	500,000.00	FHLB Note 3% Due 7/8/2024	0.00	7,500.00	7,500.00
01/15/2023	Interest	91282CCL3	650,000.00	US Treasury Note 0.375% Due 7/15/2024	0.00	1,218.75	1,218.75
01/15/2023	Paydown	89240BAC2	321,153.33	Toyota Auto Receivables Owners 2021-A A3 0.26% Due 5/15/2025	17,809.97	58.01	17,867.98
01/15/2023	Paydown	02582JJR2	265,000.00	American Express 2021-1 A 0.9% Due 11/15/2026	0.00	198.75	198.75
01/15/2023	Paydown	05522RDC9	380,000.00	Bank of America Credit Card Tr 2020-A1 A1 0.34% Due 5/15/2026	0.00	107.67	107.67
01/15/2023	Paydown	44918MAD2	250,000.00	Hyundai Auto Receivables 2022-B A3 3.72% Due 11/16/2026	0.00	775.00	775.00
01/15/2023	Paydown	47800AAC4	130,000.00	John Deere Owner Trust 2022-B A3 3.74% Due 2/16/2027	0.00	405.17	405.17
01/16/2023	Paydown	362554AC1	200,000.00	GM Financial Securitized Term 2021-4 A3 0.68% Due 9/16/2026	0.00	113.33	113.33
01/18/2023	Paydown	43815EAC8	350,000.00	Honda Auto Receivables 2021-3 A3 0.41% Due 11/18/2025	0.00	119.58	119.58
01/19/2023	Paydown	3137BFXT3	380,000.00	FHLMC K042 A2 2.67% Due 12/25/2024	0.00	845.50	845.50

Cash Flow Report

As of September 30, 2022

Payment Date	Transaction Type	CUSIP	Quantity	Security Description	Principal Amount	Income	Total Amount
01/20/2023	Paydown	92348KAV5	115,000.00	Verizon Master Trust 2022-5 A1A 3.72% Due 7/20/2027	0.00	356.50	356.50
01/25/2023	Paydown	3137BHCY1	316,715.19	FHLMC K044 A2 2.811% Due 1/25/2025	10,929.89	665.59	11,595.48
01/25/2023	Paydown	3137BTAC5	400,000.00	FHLMC K060 A2 3.3% Due 10/25/2026	0.00	1,100.00	1,100.00
01/25/2023	Paydown	3137BM7C4	380,000.00	FHLMC K051 A2 3.308% Due 9/25/2025	0.00	1,047.53	1,047.53
01/25/2023	Paydown	3137BTU25	353,475.72	FHLMC K724 A2 3.062% Due 11/25/2023	26,434.98	694.11	27,129.09
01/29/2023	Interest	459058EP4	500,000.00	Intl. Bank Recon & Development Note 2.5% Due 7/29/2025	0.00	6,250.00	6,250.00
01/31/2023	Interest	91282CAB7	650,000.00	US Treasury Note 0.25% Due 7/31/2025	0.00	812.50	812.50
01/31/2023	Interest	912828SZ9	600,000.00	US Treasury Note 2.5% Due 1/31/2024	0.00	7,500.00	7,500.00
JAN 2023					**55,174.84**	**42,361.74**	**97,536.58**
02/15/2023	Interest	194162AM5	160,000.00	Colgate Palmolive Co. Note 3.1% Due 8/15/2025	0.00	2,562.67	2,562.67
02/15/2023	Interest	912828B66	600,000.00	US Treasury Note 2.75% Due 2/15/2024	0.00	8,250.00	8,250.00
02/15/2023	Interest	912828J27	600,000.00	US Treasury Note 2% Due 2/15/2025	0.00	6,000.00	6,000.00
02/15/2023	Interest	26442UAA2	550,000.00	Duke Energy Progress LLC Callable Note Cont 5/15/25 3.25% Due 8/15/2025	0.00	8,937.50	8,937.50
02/15/2023	Interest	91282CCT6	625,000.00	US Treasury Note 0.375% Due 8/15/2024	0.00	1,171.88	1,171.88
02/15/2023	Interest	3133ENG20	500,000.00	FFCB Note 3.3% Due 8/15/2024	0.00	8,250.00	8,250.00
02/15/2023	Maturity	912828UN8	600,000.00	US Treasury Note 2% Due 2/15/2023	600,000.00	6,000.00	606,000.00
02/15/2023	Paydown	44918MAD2	250,000.00	Hyundai Auto Receivables 2022-B A3 3.72% Due 11/16/2026	0.00	775.00	775.00

Cash Flow Report

As of September 30, 2022

Payment Date	Transaction Type	CUSIP	Quantity	Security Description	Principal Amount	Income	Total Amount
02/15/2023	Paydown	89240BAC2	321,153.33	Toyota Auto Receivables Owners 2021-A A3 0.26% Due 5/15/2025	17,815.75	54.16	17,869.91
02/15/2023	Paydown	47800AAC4	130,000.00	John Deere Owner Trust 2022-B A3 3.74% Due 2/16/2027	0.00	405.17	405.17
02/15/2023	Paydown	02582JJR2	265,000.00	American Express 2021-1 A 0.9% Due 11/15/2026	0.00	198.75	198.75
02/15/2023	Paydown	05522RDC9	380,000.00	Bank of America Credit Card Tr 2020-A1 A1 0.34% Due 5/15/2026	0.00	107.67	107.67
02/16/2023	Paydown	362554AC1	200,000.00	GM Financial Securitized Term 2021-4 A3 0.68% Due 9/16/2026	0.00	113.33	113.33
02/18/2023	Paydown	43815EAC8	350,000.00	Honda Auto Receivables 2021-3 A3 0.41% Due 11/18/2025	0.00	119.58	119.58
02/19/2023	Paydown	3137BFXT3	380,000.00	FHLMC K042 A2 2.67% Due 12/25/2024	0.00	845.50	845.50
02/20/2023	Paydown	92348KAV5	115,000.00	Verizon Master Trust 2022-5 A1A 3.72% Due 7/20/2027	0.00	356.50	356.50
02/24/2023	Interest	3137EAEV7	550,000.00	FHLMC Note 0.25% Due 8/24/2023	0.00	687.50	687.50
02/25/2023	Interest	3135G05X7	400,000.00	FNMA Note 0.375% Due 8/25/2025	0.00	750.00	750.00
02/25/2023	Paydown	3137BTU25	353,475.72	FHLMC K724 A2 3.062% Due 11/25/2023	26,083.14	626.66	26,709.80
02/25/2023	Paydown	3137BTAC5	400,000.00	FHLMC K060 A2 3.3% Due 10/25/2026	0.00	1,100.00	1,100.00
02/25/2023	Paydown	3137BHCY1	316,715.19	FHLMC K044 A2 2.811% Due 1/25/2025	10,965.29	639.99	11,605.28
02/25/2023	Paydown	3137BM7C4	380,000.00	FHLMC K051 A2 3.308% Due 9/25/2025	0.00	1,047.53	1,047.53
FEB 2023					**654,864.18**	**48,999.39**	**703,863.57**
03/05/2023	Interest	06051GHF9	550,000.00	Bank of America Corp Callable Note 1X 3/5/2023 3.55% Due 3/5/2024	0.00	9,762.50	9,762.50
03/08/2023	Interest	3130A0XE5	365,000.00	FHLB Note 3.25% Due 3/8/2024	0.00	5,931.25	5,931.25

Cash Flow Report

As of September 30, 2022

Payment Date	Transaction Type	CUSIP	Quantity	Security Description	Principal Amount	Income	Total Amount
03/08/2023	Interest	313383YJ4	550,000.00	FHLB Note 3.375% Due 9/8/2023	0.00	9,281.25	9,281.25
03/09/2023	Interest	931142EW9	480,000.00	Wal-Mart Stores Note 3.9% Due 9/9/2025	0.00	9,360.00	9,360.00
03/15/2023	Interest	91282CCX7	650,000.00	US Treasury Note 0.375% Due 9/15/2024	0.00	1,218.75	1,218.75
03/15/2023	Interest	91282CED9	600,000.00	US Treasury Note 1.75% Due 3/15/2025	0.00	5,250.00	5,250.00
03/15/2023	Paydown	44918MAD2	250,000.00	Hyundai Auto Receivables 2022-B A3 3.72% Due 11/16/2026	0.00	775.00	775.00
03/15/2023	Paydown	02582JJR2	265,000.00	American Express 2021-1 A 0.9% Due 11/15/2026	0.00	198.75	198.75
03/15/2023	Paydown	05522RDC9	380,000.00	Bank of America Credit Card Tr 2020-A1 A1 0.34% Due 5/15/2026	0.00	107.67	107.67
03/15/2023	Paydown	47800AAC4	130,000.00	John Deere Owner Trust 2022-B A3 3.74% Due 2/16/2027	0.00	405.17	405.17
03/15/2023	Paydown	89240BAC2	321,153.33	Toyota Auto Receivables Owners 2021-A A3 0.26% Due 5/15/2025	17,821.54	50.30	17,871.84
03/16/2023	Paydown	362554AC1	200,000.00	GM Financial Securitized Term 2021-4 A3 0.68% Due 9/16/2026	0.00	113.33	113.33
03/18/2023	Paydown	43815EAC8	350,000.00	Honda Auto Receivables 2021-3 A3 0.41% Due 11/18/2025	16,633.36	119.58	16,752.94
03/19/2023	Paydown	3137BFXT3	380,000.00	FHLMC K042 A2 2.67% Due 12/25/2024	0.00	845.50	845.50
03/20/2023	Paydown	92348KAV5	115,000.00	Verizon Master Trust 2022-5 A1A 3.72% Due 7/20/2027	0.00	356.50	356.50
03/21/2023	Interest	3133EMAM4	450,000.00	FFCB Callable Note Cont 9/21/2022 0.25% Due 9/21/2023	0.00	562.50	562.50
03/25/2023	Paydown	3137BTU25	353,475.72	FHLMC K724 A2 3.062% Due 11/25/2023	25,734.95	560.10	26,295.05
03/25/2023	Paydown	3137BHCY1	316,715.19	FHLMC K044 A2 2.811% Due 1/25/2025	11,000.81	614.30	11,615.11
03/25/2023	Paydown	3137BTAC5	400,000.00	FHLMC K060 A2 3.3% Due 10/25/2026	0.00	1,100.00	1,100.00

Cash Flow Report

As of September 30, 2022

Payment Date	Transaction Type	CUSIP	Quantity	Security Description	Principal Amount	Income	Total Amount
03/25/2023	Paydown	3137BM7C4	380,000.00	FHLMC K051 A2 3.308% Due 9/25/2025	0.00	1,047.53	1,047.53
03/31/2023	Interest	91282CEG2	230,000.00	US Treasury Note 2.25% Due 3/31/2024	0.00	2,587.50	2,587.50
MAR 2023					**71,190.66**	**50,247.48**	**121,438.14**
04/13/2023	Interest	023135CE4	550,000.00	Amazon.com Inc Note 3% Due 4/13/2025	0.00	8,250.00	8,250.00
04/15/2023	Interest	91282CBV2	625,000.00	US Treasury Note 0.375% Due 4/15/2024	0.00	1,171.88	1,171.88
04/15/2023	Interest	91282CEH0	900,000.00	US Treasury Note 2.625% Due 4/15/2025	0.00	11,812.50	11,812.50
04/15/2023	Interest	91282CAP6	625,000.00	US Treasury Note 0.125% Due 10/15/2023	0.00	390.63	390.63
04/15/2023	Interest	91282CDB4	625,000.00	US Treasury Note 0.625% Due 10/15/2024	0.00	1,953.13	1,953.13
04/15/2023	Maturity	912828ZH6	625,000.00	US Treasury Note 0.25% Due 4/15/2023	625,000.00	781.25	625,781.25
04/15/2023	Paydown	05522RDC9	380,000.00	Bank of America Credit Card Tr 2020-A1 A1 0.34% Due 5/15/2026	0.00	107.67	107.67
04/15/2023	Paydown	89240BAC2	321,153.33	Toyota Auto Receivables Owners 2021-A A3 0.26% Due 5/15/2025	17,827.34	46.43	17,873.77
04/15/2023	Paydown	02582JJR2	265,000.00	American Express 2021-1 A 0.9% Due 11/15/2026	0.00	198.75	198.75
04/15/2023	Paydown	44918MAD2	250,000.00	Hyundai Auto Receivables 2022-B A3 3.72% Due 11/16/2026	0.00	775.00	775.00
04/15/2023	Paydown	47800AAC4	130,000.00	John Deere Owner Trust 2022-B A3 3.74% Due 2/16/2027	0.00	405.17	405.17
04/16/2023	Paydown	362554AC1	200,000.00	GM Financial Securitized Term 2021-4 A3 0.68% Due 9/16/2026	0.00	113.33	113.33
04/18/2023	Paydown	43815EAC8	350,000.00	Honda Auto Receivables 2021-3 A3 0.41% Due 11/18/2025	16,636.68	113.90	16,750.58
04/19/2023	Paydown	3137BFXT3	380,000.00	FHLMC K042 A2 2.67% Due 12/25/2024	0.00	845.50	845.50

Cash Flow Report

As of September 30, 2022

Payment Date	Transaction Type	CUSIP	Quantity	Security Description	Principal Amount	Income	Total Amount
04/20/2023	Paydown	92348KAV5	115,000.00	Verizon Master Trust 2022-5 A1A 3.72% Due 7/20/2027	0.00	356.50	356.50
04/25/2023	Paydown	3137BM7C4	380,000.00	FHLMC K051 A2 3.308% Due 9/25/2025	0.00	1,047.53	1,047.53
04/25/2023	Paydown	3137BHCY1	316,715.19	FHLMC K044 A2 2.811% Due 1/25/2025	11,036.44	588.53	11,624.97
04/25/2023	Paydown	3137BTAC5	400,000.00	FHLMC K060 A2 3.3% Due 10/25/2026	0.00	1,100.00	1,100.00
04/25/2023	Paydown	3137BTU25	353,475.72	FHLMC K724 A2 3.062% Due 11/25/2023	25,390.36	494.44	25,884.80
APR 2023					**695,890.82**	**30,552.14**	**726,442.96**
05/01/2023	Interest	06367WB85	575,000.00	Bank of Montreal Note 1.85% Due 5/1/2025	0.00	5,318.75	5,318.75
05/09/2023	Interest	3130APU29	500,000.00	FHLB Note 0.5% Due 11/9/2023	0.00	1,250.00	1,250.00
05/11/2023	Interest	037833CU2	550,000.00	Apple Inc Callable Note Cont 3/11/2024 2.85% Due 5/11/2024	0.00	7,837.50	7,837.50
05/15/2023	Interest	912828WJ5	600,000.00	US Treasury Note 2.5% Due 5/15/2024	0.00	7,500.00	7,500.00
05/15/2023	Interest	912828G38	625,000.00	US Treasury Note 2.25% Due 11/15/2024	0.00	7,031.25	7,031.25
05/15/2023	Interest	912828XB1	600,000.00	US Treasury Note 2.125% Due 5/15/2025	0.00	6,375.00	6,375.00
05/15/2023	Paydown	02582JJR2	265,000.00	American Express 2021-1 A 0.9% Due 11/15/2026	0.00	198.75	198.75
05/15/2023	Paydown	05522RDC9	380,000.00	Bank of America Credit Card Tr 2020-A1 A1 0.34% Due 5/15/2026	0.00	107.67	107.67
05/15/2023	Paydown	44918MAD2	250,000.00	Hyundai Auto Receivables 2022-B A3 3.72% Due 11/16/2026	0.00	775.00	775.00
05/15/2023	Paydown	47800AAC4	130,000.00	John Deere Owner Trust 2022-B A3 3.74% Due 2/16/2027	0.00	405.17	405.17
05/15/2023	Paydown	89240BAC2	321,153.33	Toyota Auto Receivables Owners 2021-A A3 0.26% Due 5/15/2025	17,833.13	42.57	17,875.70

Cash Flow Report

As of September 30, 2022

Payment Date	Transaction Type	CUSIP	Quantity	Security Description	Principal Amount	Income	Total Amount
05/16/2023	Paydown	362554AC1	200,000.00	GM Financial Securitized Term 2021-4 A3 0.68% Due 9/16/2026	0.00	113.33	113.33
05/18/2023	Paydown	43815EAC8	350,000.00	Honda Auto Receivables 2021-3 A3 0.41% Due 11/18/2025	16,640.01	108.22	16,748.23
05/19/2023	Paydown	3137BFXT3	380,000.00	FHLMC K042 A2 2.67% Due 12/25/2024	0.00	845.50	845.50
05/20/2023	Paydown	92348KAV5	115,000.00	Verizon Master Trust 2022-5 A1A 3.72% Due 7/20/2027	0.00	356.50	356.50
05/25/2023	Paydown	3137BHCY1	316,715.19	FHLMC K044 A2 2.811% Due 1/25/2025	11,072.19	562.68	11,634.87
05/25/2023	Paydown	3137BTAC5	400,000.00	FHLMC K060 A2 3.3% Due 10/25/2026	0.00	1,100.00	1,100.00
05/25/2023	Paydown	3137BM7C4	380,000.00	FHLMC K051 A2 3.308% Due 9/25/2025	0.00	1,047.53	1,047.53
05/25/2023	Paydown	3137BTU25	353,475.72	FHLMC K724 A2 3.062% Due 11/25/2023	25,049.33	429.65	25,478.98
MAY 2023					**70,594.66**	**41,405.07**	**111,999.73**
06/05/2023	Interest	06051GHF9	550,000.00	Bank of America Corp Callable Note 1X 3/5/2023 3.55% Due 3/5/2024	0.00	6,429.21	6,429.21
06/08/2023	Interest	3130A0F70	450,000.00	FHLB Note 3.375% Due 12/8/2023	0.00	7,593.75	7,593.75
06/09/2023	Maturity	3133834G3	70,000.00	FHLB Note 2.125% Due 6/9/2023	70,000.00	743.75	70,743.75
06/13/2023	Interest	06406RBF3	550,000.00	Bank of NY Mellon Corp Callable Note Cont 6/13/2024 3.43% Due 6/13/2025	0.00	9,432.50	9,432.50
06/14/2023	Interest	92826CAD4	500,000.00	Visa Inc Callable Note Cont 9/14/2025 3.15% Due 12/14/2025	0.00	7,875.00	7,875.00
06/14/2023	Interest	46647PDE3	550,000.00	JP Morgan Chase & Co Callable Note Cont 6/14/2025 3.845% Due 6/14/2025	0.00	10,691.24	10,691.24
06/15/2023	Interest	91282CDN8	650,000.00	US Treasury Note 1% Due 12/15/2024	0.00	3,250.00	3,250.00
06/15/2023	Maturity	912828ZU7	625,000.00	US Treasury Note 0.25% Due 6/15/2023	625,000.00	781.25	625,781.25

Cash Flow Report

As of September 30, 2022

Payment Date	Transaction Type	CUSIP	Quantity	Security Description	Principal Amount	Income	Total Amount
06/15/2023	Paydown	44918MAD2	250,000.00	Hyundai Auto Receivables 2022-B A3 3.72% Due 11/16/2026	0.00	775.00	775.00
06/15/2023	Paydown	89240BAC2	321,153.33	Toyota Auto Receivables Owners 2021-A A3 0.26% Due 5/15/2025	17,838.93	38.71	17,877.64
06/15/2023	Paydown	02582JJR2	265,000.00	American Express 2021-1 A 0.9% Due 11/15/2026	0.00	198.75	198.75
06/15/2023	Paydown	47800AAC4	130,000.00	John Deere Owner Trust 2022-B A3 3.74% Due 2/16/2027	0.00	405.17	405.17
06/15/2023	Paydown	05522RDC9	380,000.00	Bank of America Credit Card Tr 2020-A1 A1 0.34% Due 5/15/2026	0.00	107.67	107.67
06/16/2023	Paydown	362554AC1	200,000.00	GM Financial Securitized Term 2021-4 A3 0.68% Due 9/16/2026	0.00	113.33	113.33
06/17/2023	Interest	3133ENYX2	375,000.00	FFCB Note 3.25% Due 6/17/2024	0.00	6,093.75	6,093.75
06/18/2023	Paydown	43815EAC8	350,000.00	Honda Auto Receivables 2021-3 A3 0.41% Due 11/18/2025	16,643.34	102.53	16,745.87
06/19/2023	Paydown	3137BFXT3	380,000.00	FHLMC K042 A2 2.67% Due 12/25/2024	0.00	845.50	845.50
06/20/2023	Interest	3130AQF40	400,000.00	FHLB Note 1% Due 12/20/2024	0.00	2,000.00	2,000.00
06/20/2023	Paydown	92348KAV5	115,000.00	Verizon Master Trust 2022-5 A1A 3.72% Due 7/20/2027	0.00	356.50	356.50
06/25/2023	Paydown	3137BHCY1	316,715.19	FHLMC K044 A2 2.811% Due 1/25/2025	11,108.06	536.74	11,644.80
06/25/2023	Paydown	3137BTAC5	400,000.00	FHLMC K060 A2 3.3% Due 10/25/2026	0.00	1,100.00	1,100.00
06/25/2023	Paydown	3137BM7C4	380,000.00	FHLMC K051 A2 3.308% Due 9/25/2025	0.00	1,047.53	1,047.53
06/25/2023	Paydown	3137BTU25	353,475.72	FHLMC K724 A2 3.062% Due 11/25/2023	24,711.85	365.73	25,077.58
06/28/2023	Interest	3130ASDS5	365,000.00	FHLB Note 2.75% Due 6/28/2024	0.00	5,018.75	5,018.75
06/30/2023	Interest	912828XX3	500,000.00	US Treasury Note 2% Due 6/30/2024	0.00	5,000.00	5,000.00

Cash Flow Report

As of September 30, 2022

Payment Date	Transaction Type	CUSIP	Quantity	Security Description	Principal Amount	Income	Total Amount
JUN 2023					**765,302.18**	**70,902.36**	**836,204.54**
07/01/2023	Interest	4581X0EE4	550,000.00	Inter-American Dev Bank Note 3.25% Due 7/1/2024	0.00	8,937.50	8,937.50
07/07/2023	Interest	3135G0X24	450,000.00	FNMA Note 1.625% Due 1/7/2025	0.00	3,656.25	3,656.25
07/08/2023	Interest	3130ASME6	500,000.00	FHLB Note 3% Due 7/8/2024	0.00	7,500.00	7,500.00
07/15/2023	Interest	91282CCL3	650,000.00	US Treasury Note 0.375% Due 7/15/2024	0.00	1,218.75	1,218.75
07/15/2023	Paydown	89240BAC2	321,153.33	Toyota Auto Receivables Owners 2021-A A3 0.26% Due 5/15/2025	17,844.73	34.84	17,879.57
07/15/2023	Paydown	02582JJR2	265,000.00	American Express 2021-1 A 0.9% Due 11/15/2026	0.00	198.75	198.75
07/15/2023	Paydown	05522RDC9	380,000.00	Bank of America Credit Card Tr 2020-A1 A1 0.34% Due 5/15/2026	0.00	107.67	107.67
07/15/2023	Paydown	47800AAC4	130,000.00	John Deere Owner Trust 2022-B A3 3.74% Due 2/16/2027	0.00	405.17	405.17
07/15/2023	Paydown	44918MAD2	250,000.00	Hyundai Auto Receivables 2022-B A3 3.72% Due 11/16/2026	0.00	775.00	775.00
07/16/2023	Paydown	362554AC1	200,000.00	GM Financial Securitized Term 2021-4 A3 0.68% Due 9/16/2026	9,501.61	113.33	9,614.94
07/18/2023	Paydown	43815EAC8	350,000.00	Honda Auto Receivables 2021-3 A3 0.41% Due 11/18/2025	16,646.67	96.84	16,743.51
07/19/2023	Paydown	3137BFXT3	380,000.00	FHLMC K042 A2 2.67% Due 12/25/2024	0.00	845.50	845.50
07/20/2023	Paydown	92348KAV5	115,000.00	Verizon Master Trust 2022-5 A1A 3.72% Due 7/20/2027	0.00	356.50	356.50
07/25/2023	Paydown	3137BM7C4	380,000.00	FHLMC K051 A2 3.308% Due 9/25/2025	0.00	1,047.53	1,047.53
07/25/2023	Paydown	3137BTU25	353,475.72	FHLMC K724 A2 3.062% Due 11/25/2023	24,377.87	302.67	24,680.54
07/25/2023	Paydown	3137BHCY1	316,715.19	FHLMC K044 A2 2.811% Due 1/25/2025	11,144.04	510.72	11,654.76

Cash Flow Report

As of September 30, 2022

Payment Date	Transaction Type	CUSIP	Quantity	Security Description	Principal Amount	Income	Total Amount
07/25/2023	Paydown	3137BTAC5	400,000.00	FHLMC K060 A2 3.3% Due 10/25/2026	0.00	1,100.00	1,100.00
07/29/2023	Interest	459058EP4	500,000.00	Intl. Bank Recon & Development Note 2.5% Due 7/29/2025	0.00	6,250.00	6,250.00
07/31/2023	Interest	912828SZ9	600,000.00	US Treasury Note 2.5% Due 1/31/2024	0.00	7,500.00	7,500.00
07/31/2023	Interest	91282CAB7	650,000.00	US Treasury Note 0.25% Due 7/31/2025	0.00	812.50	812.50
07/31/2023	Maturity	06417MB53	500,000.00	Bank of Nova Scotia Houston Yankee CD 3.7% Due 7/31/2023	500,000.00	18,859.72	518,859.72
JUL 2023					**579,514.92**	**60,629.24**	**640,144.16**
08/15/2023	Interest	3133ENG20	500,000.00	FFCB Note 3.3% Due 8/15/2024	0.00	8,250.00	8,250.00
08/15/2023	Interest	912828B66	600,000.00	US Treasury Note 2.75% Due 2/15/2024	0.00	8,250.00	8,250.00
08/15/2023	Interest	194162AM5	160,000.00	Colgate Palmolive Co. Note 3.1% Due 8/15/2025	0.00	2,480.00	2,480.00
08/15/2023	Interest	912828J27	600,000.00	US Treasury Note 2% Due 2/15/2025	0.00	6,000.00	6,000.00
08/15/2023	Interest	26442UAA2	550,000.00	Duke Energy Progress LLC Callable Note Cont 5/15/25 3.25% Due 8/15/2025	0.00	8,937.50	8,937.50
08/15/2023	Interest	91282CCT6	625,000.00	US Treasury Note 0.375% Due 8/15/2024	0.00	1,171.88	1,171.88
08/15/2023	Paydown	44918MAD2	250,000.00	Hyundai Auto Receivables 2022-B A3 3.72% Due 11/16/2026	0.00	775.00	775.00
08/15/2023	Paydown	47800AAC4	130,000.00	John Deere Owner Trust 2022-B A3 3.74% Due 2/16/2027	0.00	405.17	405.17
08/15/2023	Paydown	02582JJR2	265,000.00	American Express 2021-1 A 0.9% Due 11/15/2026	0.00	198.75	198.75
08/15/2023	Paydown	89240BAC2	321,153.33	Toyota Auto Receivables Owners 2021-A A3 0.26% Due 5/15/2025	17,850.52	30.98	17,881.50
08/15/2023	Paydown	05522RDC9	380,000.00	Bank of America Credit Card Tr 2020-A1 A1 0.34% Due 5/15/2026	0.00	107.67	107.67

Cash Flow Report

As of September 30, 2022

Payment Date	Transaction Type	CUSIP	Quantity	Security Description	Principal Amount	Income	Total Amount
08/16/2023	Paydown	362554AC1	200,000.00	GM Financial Securitized Term 2021-4 A3 0.68% Due 9/16/2026	9,503.82	107.95	9,611.77
08/18/2023	Paydown	43815EAC8	350,000.00	Honda Auto Receivables 2021-3 A3 0.41% Due 11/18/2025	16,649.99	91.16	16,741.15
08/19/2023	Paydown	3137BFXT3	380,000.00	FHLMC K042 A2 2.67% Due 12/25/2024	0.00	845.50	845.50
08/20/2023	Paydown	92348KAV5	115,000.00	Verizon Master Trust 2022-5 A1A 3.72% Due 7/20/2027	0.00	356.50	356.50
08/24/2023	Maturity	3137EAEV7	550,000.00	FHLMC Note 0.25% Due 8/24/2023	550,000.00	687.50	550,687.50
08/25/2023	Interest	3135G05X7	400,000.00	FNMA Note 0.375% Due 8/25/2025	0.00	750.00	750.00
08/25/2023	Paydown	3137BM7C4	380,000.00	FHLMC K051 A2 3.308% Due 9/25/2025	0.00	1,047.53	1,047.53
08/25/2023	Paydown	3137BHCY1	316,715.19	FHLMC K044 A2 2.811% Due 1/25/2025	11,180.13	484.62	11,664.75
08/25/2023	Paydown	3137BTAC5	400,000.00	FHLMC K060 A2 3.3% Due 10/25/2026	0.00	1,100.00	1,100.00
08/25/2023	Paydown	3137BTU25	353,475.72	FHLMC K724 A2 3.062% Due 11/25/2023	24,047.34	240.47	24,287.81
AUG 2023					**629,231.80**	**42,318.18**	**671,549.98**
09/05/2023	Interest	06051GHF9	550,000.00	Bank of America Corp Callable Note 1X 3/5/2023 3.55% Due 3/5/2024	0.00	6,429.21	6,429.21
09/08/2023	Interest	3130A0XE5	365,000.00	FHLB Note 3.25% Due 3/8/2024	0.00	5,931.25	5,931.25
09/08/2023	Maturity	313383YJ4	550,000.00	FHLB Note 3.375% Due 9/8/2023	550,000.00	9,281.25	559,281.25
09/09/2023	Interest	931142EW9	480,000.00	Wal-Mart Stores Note 3.9% Due 9/9/2025	0.00	9,360.00	9,360.00
09/15/2023	Interest	91282CCX7	650,000.00	US Treasury Note 0.375% Due 9/15/2024	0.00	1,218.75	1,218.75
09/15/2023	Interest	91282CED9	600,000.00	US Treasury Note 1.75% Due 3/15/2025	0.00	5,250.00	5,250.00

Cash Flow Report

As of September 30, 2022

Payment Date	Transaction Type	CUSIP	Quantity	Security Description	Principal Amount	Income	Total Amount
09/15/2023	Paydown	89240BAC2	321,153.33	Toyota Auto Receivables Owners 2021-A A3 0.26% Due 5/15/2025	17,856.32	27.11	17,883.43
09/15/2023	Paydown	02582JJR2	265,000.00	American Express 2021-1 A 0.9% Due 11/15/2026	0.00	198.75	198.75
09/15/2023	Paydown	05522RDC9	380,000.00	Bank of America Credit Card Tr 2020-A1 A1 0.34% Due 5/15/2026	0.00	107.67	107.67
09/15/2023	Paydown	44918MAD2	250,000.00	Hyundai Auto Receivables 2022-B A3 3.72% Due 11/16/2026	0.00	775.00	775.00
09/15/2023	Paydown	47800AAC4	130,000.00	John Deere Owner Trust 2022-B A3 3.74% Due 2/16/2027	0.00	405.17	405.17
09/16/2023	Paydown	362554AC1	200,000.00	GM Financial Securitized Term 2021-4 A3 0.68% Due 9/16/2026	9,506.04	102.56	9,608.60
09/18/2023	Paydown	43815EAC8	350,000.00	Honda Auto Receivables 2021-3 A3 0.41% Due 11/18/2025	16,653.33	85.47	16,738.80
09/19/2023	Paydown	3137BFXT3	380,000.00	FHLMC K042 A2 2.67% Due 12/25/2024	0.00	845.50	845.50
09/20/2023	Paydown	92348KAV5	115,000.00	Verizon Master Trust 2022-5 A1A 3.72% Due 7/20/2027	0.00	356.50	356.50
09/21/2023	Maturity	3133EMAM4	450,000.00	FFCB Callable Note Cont 9/21/2022 0.25% Due 9/21/2023	450,000.00	562.50	450,562.50
09/25/2023	Paydown	3137BM7C4	380,000.00	FHLMC K051 A2 3.308% Due 9/25/2025	0.00	1,047.53	1,047.53
09/25/2023	Paydown	3137BTU25	353,475.72	FHLMC K724 A2 3.062% Due 11/25/2023	23,720.26	179.11	23,899.37
09/25/2023	Paydown	3137BHCY1	316,715.19	FHLMC K044 A2 2.811% Due 1/25/2025	11,216.35	458.43	11,674.78
09/25/2023	Paydown	3137BTAC5	400,000.00	FHLMC K060 A2 3.3% Due 10/25/2026	0.00	1,100.00	1,100.00
09/30/2023	Interest	91282CEG2	230,000.00	US Treasury Note 2.25% Due 3/31/2024	0.00	2,587.50	2,587.50
SEP 2023					**1,078,952.30**	**46,309.26**	**1,125,261.56**
TOTAL					**6,344,148.52**	**583,025.46**	**6,927,173.98**

Important Disclosures

Chandler Asset Management, Inc. (“Chandler”) is an SEC registered investment adviser. For additional information about our firm, please see our current disclosures (Form ADV). To obtain a copy of our current disclosures, you may contact your client service representative by calling the number on the front of this statement or you may visit our website at www.chandlerasset.com.

Information contained in this monthly statement is confidential and is provided for informational purposes only and should not be construed as specific investment or legal advice. The information contained herein was obtained from sources believed to be reliable as of the date of this statement, but may become outdated or superseded at any time without notice.

Custody: Your qualified custodian bank maintains control of all assets reflected in this statement and we urge you to compare this statement to the one you receive from your qualified custodian. Chandler does not have any authority to withdraw or deposit funds from/to the custodian account.

Valuation: Prices are provided by IDC, an independent pricing source. In the event IDC does not provide a price or if the price provided is not reflective of fair market value, Chandler will obtain pricing from an alternative approved third party pricing source in accordance with our written valuation policy and procedures. Our valuation procedures are also disclosed in Item 5 of our Form ADV Part 2A.

Performance: Performance results are presented gross-of-advisory fees and represent the client’s Total Return. The deduction of advisory fees lowers performance results. These results include the reinvestment of dividends and other earnings. Past performance may not be indicative of future results. Therefore, clients should not assume that future performance of any specific investment or investment strategy will be profitable or equal to past performance levels. All investment strategies have the potential for profit or loss. Economic factors, market conditions or changes in investment strategies, contributions or withdrawals may materially alter the performance and results of your portfolio.

Source ice Data Indices, LLC ("ICE"), used with permission. ICE PERMITS USE OF THE ICE INDICES AND RELATED DATA ON AN "AS IS" BASIS; ICE, ITS AFFILIATES AND THEIR RESPECTIVE THIRD PARTY SUPPLIERS DISCLAIM ANY AND ALL WARRANTIES AND REPRESENTATIONS, EXPRESS AND/OR IMPLIED, INCLUDING ANY WARRANTIES OF MERCHANTABILITY OR FITNESS FOR A PARTICULAR PURPOSE OR USE, INCLUDING THE INDICES, INDEX DATA AND ANY DATA INCLUDED IN, RELATED TO, OR DERIVED THEREFROM. NEITHER ICE DATA, ITS AFFILIATES OR THEIR RESPECTIVE THIRD PARTY PROVIDERS GUARANTEE THE QUALITY, ADEQUACY, ACCURACY, TIMELINESS OR COMPLETENESS OF THE INDICES OR THE INDEX DATA OR ANY COMPONENT THEREOF, AND THE INDICES AND INDEX DATA AND ALL COMPONENTS THEREOF ARE PROVIDED ON AN "AS IS" BASIS AND LICENSEE'S USE IS AT LICENSEE'S OWN RISK. ICE DATA, ITS AFFILIATES AND THEIR RESPECTIVE THIRD PARTY DO NOT SPONSOR, ENDORSE, OR RECOMMEND CHANDLER, OR ANY OF ITS PRODUCTS OR SERVICES.

Index returns assume reinvestment of all distributions. Historical performance results for investment indexes generally do not reflect the deduction of transaction and/or custodial charges or the deduction of an investment management fee, the incurrence of which would have the effect of decreasing historical performance results. It is not possible to invest directly in an index.

Ratings: Ratings information have been provided by Moody’s, S&P and Fitch through data feeds we believe to be reliable as of the date of this statement, however we cannot guarantee its accuracy.

Security level ratings for U.S. Agency issued mortgage-backed securities (“MBS”) reflect the issuer rating because the securities themselves are not rated. The issuing U.S. Agency guarantees the full and timely payment of both principal and interest and carries a AA+/Aaa/AAA by S&P, Moody’s and Fitch respectively.

Benchmark Index & Disclosures

Benchmark Index	Disclosure
ICE BofA 1-3 Yr US Treasury & Agency Index	The ICE BofA 1-3 Year US Treasury & Agency Index tracks the performance of US dollar denominated US Treasury and nonsubordinated US agency debt issued in the US domestic market. Qualifying securities must have an investment grade rating (based on an average of Moody's, S&P and Fitch). Qualifying securities must have at least one year remaining term to final maturity and less than three years remaining term to final maturity, at least 18 months to maturity at time of issuance, a fixed coupon schedule, and a minimum amount outstanding of $1 billion for sovereigns and $250 million for agencies.

CITY OF SANTA PAULA
TREASURER'S REPORT OF INVESTMENTS
FOR THE QUARTER ENDED DECEMBER 31, 2022

SUMMARY OF CASH AND INVESTMENTS		TOTAL	QTRLY INTEREST EARNED
Bank of the Sierra Checking Account		$1,651,469.48	-
Petty Cash		$4,100.00	-
Treasurer's Imprest Account - Bank of the Sierra		$1,500.00	-
Community Center Mastercard		$789.38	-
INVESTMENTS			
State of California-LAIF	$32,515,175.01		$156,423.78
Chandler Asset Management	$30,365,494.00		$240,275.75
Passbook Accounts	$313,148.56		$39.03
Fiscal Agent Investments	$68,064,232.72		$269.29
Total Investments		$131,258,050.29	$397,007.85
Grand Total		$132,915,909.15	$397,007.85

All investments of the City are in compliance with the Statement of Investment Policy.
Maturities and cash availability will meet the City's budgeted expenditures for the next six months.

CITY OF SANTA PAULA
TREASURER'S REPORT OF INVESTMENTS
FOR THE QUARTER ENDED DECEMBER 31, 2022

POOLED CASH INVESTMENTS
STATE OF CALIFORNIA LOCAL AGENCY INVESTMENT FUND (LAIF)

DESCRIPTION	MATURITY DATE	12/31 INTEREST RATE	INVESTED AMOUNT	MARKET VALUE	TOTAL INVESTED	QTRLY INTEREST EARNED
CITY ACCOUNT		2.07%	$32,515,175.01	$32,515,175.01	$32,515,175.01	$156,423.78
TOTAL LAIF ACCOUNTS			$32,515,175.01	$32,515,175.01	$32,515,175.01	$156,423.78

CHANDLER ASSET MANAGEMENT*
* For more information, please see attached report.

DESCRIPTION	MATURITY DATE	12/31 INTEREST RATE	INVESTED BOOK VALUE AMOUNT	MARKET VALUE	TOTAL INVESTED	QTRLY INTEREST EARNED
CITY ACCOUNT		2.12%	$30,365,494.00	$29,801,374.00	$30,365,494.00	$240,275.75
TOTAL CAM ACCOUNTS			$30,365,494.00	$29,801,374.00	$30,365,494.00	$240,275.75

SPECIFIC CASH INVESTMENTS
PASSBOOK

DESCRIPTION	12/31 INTEREST RATE	INVESTED AMOUNT	MARKET VALUE	TOTAL INVESTED	QTRLY INTEREST EARNED
Bank of the Sierra CD	0.05%	$313,148.56	$313,148.56	$313,148.56	$39.03
TOTAL PASSBOOK ACCOUNTS		$313,148.56	$313,148.56	$313,148.56	$39.03

CASH WITH FISCAL AGENT - INVESTMENTS

DESCRIPTION		12/31 INTEREST RATE	INVESTED AMOUNT	MARKET VALUE	TOTAL INVESTED	PAR VALUE	QTRLY INTEREST EARNED
SANTA PAULA REDEVELOPMENT AGY-RDA BOND SERIES 1994							
US Bank-DLA Fiscal Agent-Interest Acct		0.00%	$0.00	$0.00	$0.00	$0.00	$0.00
US Bank-First American Treasury Oblig	None	0.00%	$0.00	$0.00	$0.00	$0.00	$0.00
					$0.00		
$5,900,000 SANTA PAULA UTILITY AUTHORITY WASTEWATER ENTERPRISE REVENUE BONDS, 2010A SERIES							
The Bank of New York Mellon-Wastewater Interest Fund		0.00%	$0.00	$0.00	$0.00	$0.00	$0.00
The Bank of New York Mellon-Wastewater Project Fund		0.00%	$0.00	$0.00	$0.00	$0.00	$0.00
					$0.00		
$6,130,000 SANTA PAULA UTILITY AUTHORITY WASTEWATER ENTERPIRSE REVENUE BONDS, 2010B SERIES (TAXABLE)							
The Bank of New York Mellon-Wastewater Reserve Acct		0.00%	$0.00	$0.00	$0.00	$0.00	
The Bank of New York Mellon-Wastewater Bond Acct		0.00%	$0.00	$0.00	$0.00	$0.00	

The Bank of New York Mellon-Wastewater Project Fund	0.00%	$0.00	$0.00	$0.00	$0.00	$0.00
				$0.00		
$55,715,000 SANTA PAULA UTILITY AUTHORITY WATER ENTERPRISE REVENUE BONDS, 2010 SERIES						
The Bank of New York Mellon-Water Reserve Acct	0.00%	$0.00	$0.00	$0.00	$0.00	$0.00
The Bank of New York Mellon-Water Project Fund	0.00%	$0.00	$0.00	$0.00	$0.00	$0.00
The Bank of New York Mellon-Water Bond Fund	0.00%	$0.00	$0.00	$0.00	$0.00	$0.00
The Bank of New York Mellon-Water Interest Acct	0.00%	$0.00	$0.00	$0.00	$0.00	$0.00
				$0.00		
$67,195,000 SANTA PAULA UTILITY AUTHORITY 2015 WASTEWATER ENTERPRISE REVENUE BONDS						
The Bank of New York Mellon-Wastewater 2015 Bond Fund	0.00%	$5.22	$5.22	$5.22	$5.22	-
The Bank of New York Mellon-Wastewater 2015 Interest Fund	0.00%	$0.00	$0.00	$0.00	$0.00	-
The Bank of New York Mellon-Wastewater Reserve Acct	0.00%	$25.27	$25.27	$25.27	$25.27	-
				$30.49		
$37,165,000 SANTA PAULA UTILITY AUTHORITY 2019 WATER REVENUE BONDS						
The Bank of New York Mellon-Water 2019 Project Fund	0.03%	$3,028,165.34	$3,028,165.34	$3,028,165.34	$3,028,165.34	229.61
The Bank of New York Mellon-Water 2019 Bond Fund	0.00%	$10.75	$10.75	$10.75	$10.75	-
The Bank of New York Mellon-Water 2019 COI Fund	0.00%	$0.00	$0.00	$0.00	$0.00	-
The Bank of New York Mellon-Water 2019 Escrow Fund	0.00%	$0.00	$0.00	$0.00	$0.00	-
				$3,028,176.09		
$19,380,000 HARVEST COMMUNITY FACILTIES DISTRICT NO. 1 IMPROVEMENT AREA A						
The Bank of New York Mellon-CFD 2020 Bond Fund	0.00%	$0.35	$0.35	$0.35	$0.35	-
The Bank of New York Mellon-CFD 2020 COI Fund	0.00%	$0.00	$0.00	$0.00	$0.00	-
The Bank of New York Mellon-CFD 2020 Improvement Fund	0.00%	$45.24	$45.24	$45.24	$45.24	-
The Bank of New York Mellon-CFD 2020 Reserve Fund	0.01%	$1,537,716.10	$1,537,716.10	$1,537,716.10	$1,537,716.10	39.68
				$1,537,761.69		
SANTA PAULA UTILITY AUTHORITY REVENUE BONDS $3,765,000 SERIES A AND $65,360,000 SERIES B						
The Bank of New York Mellon-UA 2020 COI Fund	0.00%	$1,633.27	$1,633.27	$1,633.27	$1,633.27	-
The Bank of New York Mellon-UA 2020 Principal Fund	0.00%	$0.00	$0.00	$0.00	$0.00	-
The Bank of New York Mellon-UA 2020 Principal Fund	0.00%	$0.00	$0.00	$0.00	$0.00	-
The Bank of New York Mellon-UA 2020 COI Fund	0.00%	$7,775.18	$7,775.18	$7,775.18	$7,775.18	-
The Bank of New York Mellon-UA 2020 Escrow Fund	0.25%	$63,488,856.00	$63,488,856.00	$63,488,856.00	$63,488,856.00	-
				$63,498,264.45		
TOTAL FISCAL AGENT INVESTMENTS		$68,064,232.72	$68,064,232.72	$68,064,232.72	$68,064,232.72	$269.29
GRAND TOTAL INVESTMENTS				**$131,258,050.29**		**$156,732.10**

City of Santa Paula - Account #10939

MONTHLY ACCOUNT STATEMENT

DECEMBER 1, 2022 THROUGH DECEMBER 31, 2022

Chandler Team:
For questions about your account, please call (800) 317-4747,
or contact **operations@chandlerasset.com**

Custodian
US Bank
Alexander Bazan
(503) 402-5305

CHANDLER ASSET MANAGEMENT
chandlerasset.com

Information contained herein is confidential. We urge you to compare this statement to the one you receive from your qualified custodian. Please see Important Disclosures.

City of Santa Paula

Account #10939

Portfolio Summary

As of December 31, 2022

PORTFOLIO CHARACTERISTICS

Average Modified Duration	1.67
Average Coupon	2.12%
Average Purchase YTM	3.41%
Average Market YTM	4.67%
Average S&P/Moody Rating	AA+/Aa1
Average Final Maturity	1.95 yrs
Average Life	1.73 yrs

ACCOUNT SUMMARY

	Beg. Values as of 11/30/22	End Values as of 12/31/22
Market Value	29,712,298	29,801,374
Accrued Interest	147,814	133,415
Total Market Value	**29,860,112**	**29,934,789**
Income Earned	82,224	84,889
Cont/WD		-238
Par	30,873,172	30,957,367
Book Value	30,266,445	30,365,494
Cost Value	30,116,990	30,190,949

TOP ISSUERS

Government of United States	43.0%
Federal Home Loan Bank	10.5%
Federal Home Loan Mortgage Corp	10.2%
Federal Farm Credit Bank	4.3%
Federal National Mortgage Assoc	2.6%
Bank of America Corp	1.9%
Inter-American Dev Bank	1.8%
JP Morgan Chase & Co	1.8%
Total	**76.1%**

SECTOR ALLOCATION

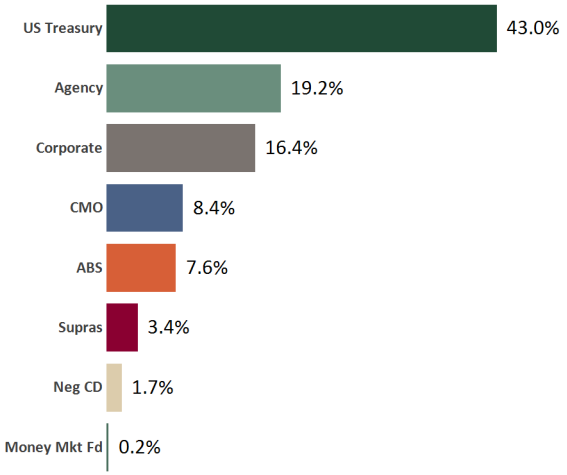

MATURITY DISTRIBUTION

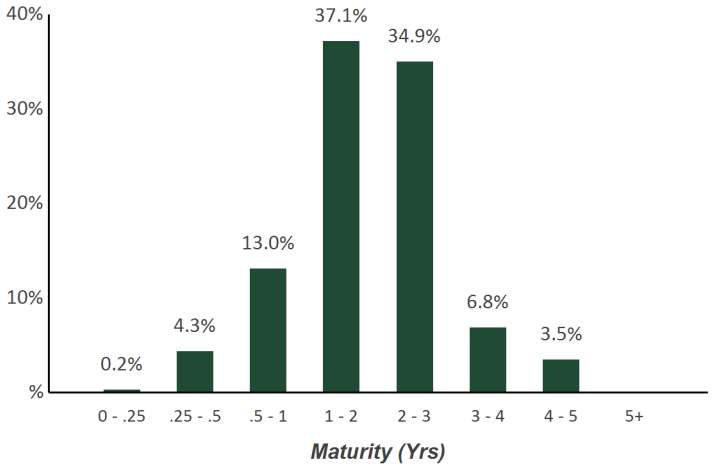

CREDIT QUALITY (S&P)

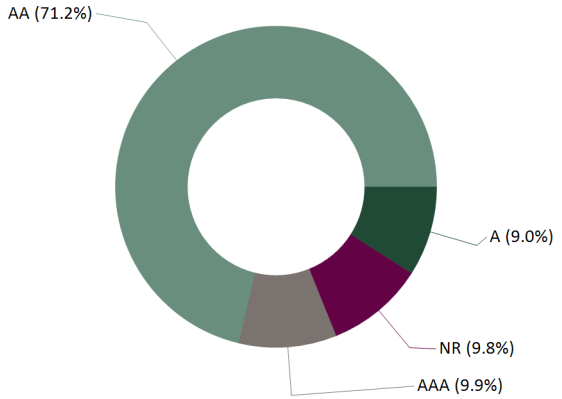

PERFORMANCE REVIEW

					Annualized				
TOTAL RATE OF RETURN	**1M**	**3M**	**YTD**	**1YR**	**2YRS**	**3YRS**	**5YRS**	**10YRS**	**6/30/2022**
City of Santa Paula	0.25%	0.85%	N/A	N/A	N/A	N/A	N/A	N/A	N/A
ICE BofA 1-3 Yr US Treasury & Agency Index	0.21%	0.73%	N/A	N/A	N/A	N/A	N/A	N/A	N/A

Statement of Compliance

As of December 31, 2022

City of Santa Paula

Assets managed by Chandler Asset Management are in full compliance with state law and the Client's investment policy.

Category	Standard	Comment
U.S. Treasuries	No limitation; U.S. Treasury bills, notes, & bonds, or certificates of indebtedness, or those for which the full faith and credit of the U.S. Government are pledged for the payment of principal and interest	*Complies*
Federal Agencies	30% max per Agency/GSE issuer; 20% max callable agency securities; Federal agencies or U.S. government-sponsored enterprise obligations, participations, or other instruments, including those issued or fully guaranteed as to principal and interest by federal agencies or U.S. government sponsored enterprises.	*Complies*
Supranational Obligations	"AA" rating category or higher by a NRSRO; 30% max; 10% max per issuer; USD denominated senior unsecured unsubordinated obligations issued or unconditionally guaranteed by IBRD, IFC, or IADB	*Complies*
Municipal Securities (CA, Other States)	“AA” or “A-1” (for short-term securities) rating category or higher by a NRSRO; 30% max; 5% max per issuer; Bonds, notes, warrants or other evidence of debt issued by a local agency or municipality located within the State of California, including debt securities issued by the City; Bonds issued by any of the 50 United States, including bonds payable solely out of the revenues from a revenue producing property owned, controlled, or operated by a state or by a department, board, agency, or authority of any state.	*Complies*
Corporate Medium Term Notes	"AA" rating category or higher by a NRSRO; and "A" issuer rated or higher by a NRSRO; 30% max; 5% max per issuer; Issues by corporations organized and operating within the U.S. or by depository institutions licensed by the U.S. or any state and operating within the U.S	*Complies*
Asset-Backed, Mortgage-Backed, Mortgage Pass-Through Securities, and Collateralized Mortgage Obligations	"AA" rating category or higher by a NRSRO; 20% max (combined ABS/MBS/CMO); 5% max per issuer (except for Federal Agency securities); Any mortgage pass-through security, collateralized mortgage obligation, mortgage-backed or other pay-through bond, equipment leaseback certificate, consumer receivable pass-through certificate, or consumer receivable-backed bond	*Complies*
Negotiable Certificates of Deposit (NCD)	Negotiable CDs issued with maturities in excess of one year must be rated in a rating category of “A”, the equivalent or higher by a NRSRO. Negotiable CDs with maturities under one year must be rated in a rating category of “A-1,” the equivalent, or higher by a NRSRO; 30% max (combined with CDARS); 5% max per issuer; Issued by a nationally or state-chartered bank, or a state or federal savings and loan association, a state or federal credit union, or by a federally- or state-licensed branch of a foreign bank.	*Complies*
Certificate of Deposit Placement Service (CDARS)	30% max (combination with Negotiable CDs)	*Complies*
Non-Negotiable Certificates of Deposit (CD)	20% max; 5% max per issuer; FDIC insured or Collateralized; Non-negotiable deposits in a state or national bank, savings association or federal association, federal or state credit union in the State of California as authorized by CGC	*Complies*
Banker’s Acceptances	Highest short-term rating category by a NRSRO for issuing financial institutions; 40% max; 5% max per issuer; 180 days max maturity	*Complies*
Commercial Paper	"Prime" quality of the highest rating by a NRSRO; 25% max; 5% max per issuer; 270 days maturity; 10% max of the outstanding commercial paper of any single issuer; Issued by an entity that meets all of the following conditions in either (1) or (2): 1. (a) organized and operating in the U.S. as a general corporation (b) has assets > $500 million; (c) "A" rating category or higher by a NRSRO, if any debt 2. (a) organized within the U.S. as a special purpose corporation, trust, or limited liability company; (b) has program-wide credit enhancements including, but not limited to, overcollateralization, letters of credit, or a surety bond; (c) "A-1" rating category or higher by a NRSRO.	*Complies*

Money Market and Mutual Funds	Highest rating by two NRSROs; 20% max in Money Market or Mutual Funds; 20% per fund; Issued by diversified management companies; Registered with SEC under Investment Company Act of 1940; Money market or mutual funds intended to maintain constant net asset value and that invest solely in U.S. Treasuries and Federal Agency obligations and repurchase agreements invested in such obligations	*Complies*
Local Agency Investment Fund (LAIF)	California State Treasurer's Local Agency Investment Fund (LAIF) as authorized by Gov. Code Section 16429.1(b).	*Complies*
Local Government Investment Pool (LGIP)/ Other Pools/ Joint Powers Authority	Shares of beneficial interest issued by a joint powers authority organized in the State of California pursuant to Gov. Code Section 53601 subdivisions (a) to (q), inclusive. Each share shall represent an equal proportional interest in the underlying pool of securities owned by the joint powers authority. Purchases are limited to those pools that seek to maintain a constant net asset value and are rated in the highest category by a NRSRO. The joint powers authority issuing the shares shall have retained an investment adviser that meets all of the following criteria: (1) registered or exempt from registration with the SEC; (2) has not less than five years of experience investing in the securities and obligations authorized in subdivisions (a) to (q), inclusive, of [Gov. Code] section 53601; and (3) has assets under management > $500,000,000	*Complies*
Ventura County Investment Pool (VCIP)	Ventura County Treasurer's Investment Pool as authorized by California Government Code	*Complies*
Max Per Issuer	5% max per issuer, except for U.S. Treasury, Federal Agency securities, authorized pools, mutual funds, Supranationals, and collateralized investments	*Complies*
Maximum Maturity	5 years max maturity	*Complies*

Reconciliation Summary

As of December 31, 2022

BOOK VALUE RECONCILIATION		
BEGINNING BOOK VALUE		**$30,266,444.72**
Acquisition		
+ Security Purchases	$709,123.04	
+ Money Market Fund Purchases	$689,495.91	
+ Money Market Contributions	$0.00	
+ Security Contributions	$0.00	
+ Security Transfers	$0.00	
Total Acquisitions		**$1,398,618.95**
Dispositions		
- Security Sales	$0.00	
- Money Market Fund Sales	$709,658.32	
- MMF Withdrawals	$237.78	
- Security Withdrawals	$0.00	
- Security Transfers	$0.00	
- Other Dispositions	$0.00	
- Maturites	$600,000.00	
- Calls	$0.00	
- Principal Paydowns	$20,404.06	
Total Dispositions		**$1,330,300.16**
Amortization/Accretion		
+/- Net Accretion	$30,730.86	
		$30,730.86
Gain/Loss on Dispositions		
+/- Realized Gain/Loss	$0.00	
		$0.00
ENDING BOOK VALUE		**$30,365,494.37**

CASH TRANSACTION SUMMARY		
BEGINNING BALANCE		**$89,712.06**
Acquisition		
Contributions	$0.00	
Security Sale Proceeds	$0.00	
Accrued Interest Received	$0.00	
Interest Received	$68,663.77	
Dividend Received	$428.08	
Principal on Maturities	$600,000.00	
Interest on Maturities	$0.00	
Calls/Redemption (Principal)	$0.00	
Interest from Calls/Redemption	$0.00	
Principal Paydown	$20,404.06	
Total Acquisitions	**$689,495.91**	
Dispositions		
Withdrawals	$237.78	
Security Purchase	$709,123.04	
Accrued Interest Paid	$535.28	
Total Dispositions	**$709,896.10**	
ENDING BOOK VALUE		**$69,311.87**

Holdings Report

As of December 31, 2022

CUSIP	Security Description	Par Value/Units	Purchase Date Book Yield	Cost Value Book Value	Mkt Price Mkt YTM	Market Value Accrued Int.	% of Port. Gain/Loss	Moody/S&P Fitch	Maturity Duration
ABS									
89240BAC2	Toyota Auto Receivables Owners 2021-A A3 0.26% Due 5/15/2025	261,025.12	06/07/2022 2.63%	255,631.29 257,353.97	97.42 4.82%	254,294.12 30.16	0.85% (3,059.85)	Aaa / NR AAA	2.37 0.56
43815EAC8	Honda Auto Receivables 2021-3 A3 0.41% Due 11/18/2025	350,000.00	07/27/2022 3.40%	335,152.34 337,899.95	95.39 5.35%	333,878.50 51.82	1.12% (4,021.45)	NR / AAA AAA	2.88 0.94
05522RDC9	Bank of America Credit Card Tr 2020-A1 A1 0.34% Due 5/15/2026	380,000.00	06/15/2022 3.67%	361,757.03 368,372.61	95.68 5.07%	363,578.61 57.42	1.21% (4,794.00)	Aaa / AAA NR	3.37 0.92
362554AC1	GM Financial Securitized Term 2021-4 A3 0.68% Due 9/16/2026	200,000.00	06/13/2022 3.26%	190,492.19 192,384.29	94.48 5.54%	188,962.48 56.67	0.63% (3,421.81)	Aaa / AAA NR	3.71 1.15
02582JJR2	American Express 2021-1 A 0.9% Due 11/15/2026	265,000.00	06/28/2022 3.62%	248,748.05 252,222.60	92.83 4.98%	246,005.94 106.00	0.82% (6,216.66)	Aaa / NR AAA	3.88 1.80
44918MAD2	Hyundai Auto Receivables 2022-B A3 3.72% Due 11/16/2026	250,000.00	08/03/2022 3.64%	250,585.94 250,507.00	97.97 4.82%	244,933.40 413.33	0.82% (5,573.60)	NR / AAA AAA	3.88 1.90
47800AAC4	John Deere Owner Trust 2022-B A3 3.74% Due 2/16/2027	130,000.00	07/12/2022 3.77%	129,987.59 129,989.16	97.70 4.93%	127,011.01 216.09	0.43% (2,978.15)	Aaa / NR AAA	4.13 1.99
362585AC5	GM Financial Securitized ART 2022-2 A3 3.1% Due 2/16/2027	250,000.00	10/24/2022 4.92%	241,562.50 242,097.83	96.88 5.05%	242,201.85 322.92	0.81% 104.02	Aaa / AAA NR	4.13 1.63
47800BAC2	John Deere Owner Trust 2022-C A3 5.09% Due 6/15/2027	170,000.00	10/12/2022 5.15%	169,986.81 169,987.54	100.38 4.97%	170,640.54 384.58	0.57% 653.00	Aaa / NR AAA	4.46 2.15
92348KAV5	Verizon Master Trust 2022-5 A1A 3.72% Due 7/20/2027	115,000.00	08/02/2022 3.75%	114,994.94 114,995.65	98.48 5.00%	113,255.89 130.72	0.38% (1,739.76)	NR / AAA AAA	4.55 1.54
Total ABS		**2,371,025.12**	**3.72%**	**2,298,898.68** **2,315,810.60**	**5.07%**	**2,284,762.34** **1,769.71**	**7.64%** **(31,048.26)**	**Aaa / AAA** **AAA**	**3.59** **1.36**
AGENCY									
3133834G3	FHLB Note 2.125% Due 6/9/2023	70,000.00	08/11/2022 3.24%	69,368.60 69,666.47	98.89 4.71%	69,220.10 90.90	0.23% (446.37)	Aaa / AA+ NR	0.44 0.43
3137EAEV7	FHLMC Note 0.25% Due 8/24/2023	550,000.00	06/28/2022 3.00%	532,988.50 540,504.27	97.09 4.87%	533,986.06 485.07	1.79% (6,518.21)	Aaa / AA+ AAA	0.65 0.63
313383YJ4	FHLB Note 3.375% Due 9/8/2023	550,000.00	06/27/2022 2.99%	552,447.50 551,400.17	98.99 4.88%	544,446.48 5,826.56	1.84% (6,953.69)	Aaa / AA+ NR	0.69 0.66

Holdings Report

As of December 31, 2022

CUSIP	Security Description	Par Value/Units	Purchase Date Book Yield	Cost Value Book Value	Mkt Price Mkt YTM	Market Value Accrued Int.	% of Port. Gain/Loss	Moody/S&P Fitch	Maturity Duration
AGENCY									
3133EMAM4	FFCB Callable Note Cont 9/21/2022 0.25% Due 9/21/2023	450,000.00	07/21/2022 3.26%	434,650.50 440,523.67	96.65 5.03%	434,915.25 312.50	1.45% (5,608.42)	Aaa / AA+ AAA	0.72 0.70
3130APU29	FHLB Note 0.5% Due 11/9/2023	500,000.00	06/28/2022 3.06%	483,030.00 489,368.19	96.44 4.80%	482,200.02 361.11	1.61% (7,168.17)	Aaa / AA+ NR	0.86 0.83
3130A0F70	FHLB Note 3.375% Due 12/8/2023	450,000.00	06/27/2022 3.10%	451,719.00 451,110.19	98.57 4.96%	443,553.76 970.31	1.48% (7,556.43)	Aaa / AA+ AAA	0.94 0.91
3130A0XE5	FHLB Note 3.25% Due 3/8/2024	365,000.00	06/13/2022 3.23%	365,087.60 365,059.78	98.21 4.81%	358,483.39 3,723.51	1.21% (6,576.39)	Aaa / AA+ NR	1.19 1.13
3133ENYX2	FFCB Note 3.25% Due 6/17/2024	375,000.00	06/15/2022 3.40%	373,946.25 374,231.67	98.00 4.68%	367,482.56 473.96	1.23% (6,749.11)	Aaa / AA+ AAA	1.46 1.40
3130ASDS5	FHLB Note 2.75% Due 6/28/2024	365,000.00	06/09/2022 2.87%	364,153.20 364,384.97	97.29 4.65%	355,111.36 83.65	1.19% (9,273.61)	Aaa / AA+ NR	1.49 1.44
3130ASME6	FHLB Note 3% Due 7/8/2024	500,000.00	07/07/2022 3.10%	499,030.00 499,264.87	97.49 4.73%	487,442.28 7,208.33	1.65% (11,822.59)	Aaa / AA+ NR	1.52 1.44
3133ENG20	FFCB Note 3.3% Due 8/15/2024	500,000.00	08/16/2022 3.30%	500,030.00 500,024.36	97.96 4.61%	489,822.81 6,233.33	1.66% (10,201.55)	Aaa / AA+ AAA	1.62 1.54
3130AQF40	FHLB Note 1% Due 12/20/2024	400,000.00	07/27/2022 3.15%	380,296.00 383,827.42	93.42 4.53%	373,684.52 122.22	1.25% (10,142.90)	Aaa / AA+ AAA	1.97 1.91
3135G0X24	FNMA Note 1.625% Due 1/7/2025	450,000.00	06/21/2022 3.34%	431,334.00 435,207.70	94.54 4.48%	425,447.92 3,534.38	1.43% (9,759.78)	Aaa / AA+ AAA	2.02 1.93
3135G05X7	FNMA Note 0.375% Due 8/25/2025	400,000.00	06/22/2022 3.27%	365,400.00 371,131.84	90.27 4.30%	361,072.86 525.00	1.21% (10,058.98)	Aaa / AA+ AAA	2.65 2.58
Total Agency		**5,925,000.00**	**3.15%**	**5,803,481.15 5,835,705.57**	**4.73%**	**5,726,869.37 29,950.83**	**19.23% (108,836.20)**	**Aaa / AA+ AAA**	**1.31 1.26**
CMO									
3137BTU25	FHLMC K724 A2 3.062% Due 11/25/2023	352,013.33	06/13/2022 3.46%	350,322.01 350,960.67	98.34 5.19%	346,186.52 898.22	1.16% (4,774.15)	NR / NR AAA	0.90 0.69
3137BFXT3	FHLMC K042 A2 2.67% Due 12/25/2024	380,000.00	06/22/2022 3.52%	372,459.38 374,055.82	95.93 4.93%	364,536.09 169.10	1.22% (9,519.73)	Aaa / NR NR	1.99 1.76
3137BHCY1	FHLMC K044 A2 2.811% Due 1/25/2025	315,016.95	06/16/2022 4.46%	307,781.42 309,292.74	96.25 4.79%	303,208.41 737.93	1.02% (6,084.33)	NR / NR AAA	2.07 1.84

Holdings Report

As of December 31, 2022

CUSIP	Security Description	Par Value/Units	Purchase Date Book Yield	Cost Value Book Value	Mkt Price Mkt YTM	Market Value Accrued Int.	% of Port. Gain/Loss	Moody/S&P Fitch	Maturity Duration
CMO									
3137BM7C4	FHLMC K051 A2 3.308% Due 9/25/2025	380,000.00	06/23/2022 3.33%	379,198.44 379,327.55	96.63 4.65%	367,184.42 1,047.53	1.23% (12,143.13)	NR / NR AAA	2.74 2.42
3137BNGT5	FHLMC K054 A2 2.745% Due 1/25/2026	390,000.00	12/14/2022 4.45%	373,364.06 373,559.07	94.89 4.59%	370,070.77 892.13	1.24% (3,488.30)	NR / AAA NR	3.07 2.75
3137BTAC5	FHLMC K060 A2 3.3% Due 10/25/2026	400,000.00	07/28/2022 3.10%	402,437.50 402,188.16	95.78 4.49%	383,139.04 1,100.00	1.28% (19,049.12)	NR / NR AAA	3.82 3.49
3137F2LJ3	FHLMC K066 A2 3.117% Due 6/25/2027	400,000.00	10/18/2022 4.72%	374,687.50 375,769.74	94.72 4.45%	378,888.32 1,039.00	1.27% 3,118.58	NR / NR AAA	4.48 3.96
Total CMO		**2,617,030.28**	**3.84%**	**2,560,250.31** **2,565,153.75**	**4.72%**	**2,513,213.57** **5,883.91**	**8.42%** **(51,940.18)**	**Aaa / AAA** **AAA**	**2.77** **2.46**
CORPORATE									
06051GHF9	Bank of America Corp Callable Note 1X 3/5/2023 3.55% Due 3/5/2024	550,000.00	06/28/2022 5.02%	548,647.00 549,054.66	99.64 5.47%	548,040.42 6,291.39	1.85% (1,014.24)	A2 / A- AA-	1.18 0.18
037833CU2	Apple Inc Callable Note Cont 3/11/2024 2.85% Due 5/11/2024	550,000.00	Various 3.24%	546,140.25 547,205.25	97.39 4.85%	535,664.33 2,177.09	1.80% (11,540.92)	Aaa / AA+ NR	1.36 1.31
023135CE4	Amazon.com Inc Note 3% Due 4/13/2025	550,000.00	Various 3.12%	548,249.50 548,564.81	96.57 4.60%	531,117.49 3,575.00	1.79% (17,447.32)	A1 / AA AA-	2.28 2.16
06367WB85	Bank of Montreal Note 1.85% Due 5/1/2025	575,000.00	06/27/2022 4.01%	542,000.75 547,919.61	93.33 4.91%	536,663.41 1,772.92	1.80% (11,256.20)	A2 / A- AA-	2.33 2.23
06406RBF3	Bank of NY Mellon Corp Callable Note Cont 6/13/2024 3.43% Due 6/13/2025	550,000.00	Various 3.68%	548,586.00 548,828.44	97.81 4.79%	537,932.68 943.26	1.80% (10,895.76)	A1 / A AA-	2.45 2.31
46647PDE3	JP Morgan Chase & Co Callable Note Cont 6/14/2025 3.845% Due 6/14/2025	550,000.00	06/27/2022 4.69%	544,335.00 545,309.74	97.81 5.18%	537,955.14 1,057.38	1.80% (7,354.60)	A1 / A- AA-	2.45 2.32
26442UAA2	Duke Energy Progress LLC Callable Note Cont 5/15/25 3.25% Due 8/15/2025	550,000.00	06/27/2022 3.68%	543,120.00 544,239.58	96.43 4.71%	530,384.64 6,752.78	1.79% (13,854.94)	Aa3 / A NR	2.62 2.44
194162AM5	Colgate Palmolive Co. Note 3.1% Due 8/15/2025	160,000.00	08/01/2022 3.13%	159,852.80 159,872.17	96.96 4.34%	155,130.45 1,956.44	0.52% (4,741.72)	Aa3 / AA- NR	2.62 2.45
931142EW9	Wal-Mart Stores Note 3.9% Due 9/9/2025	480,000.00	Various 4.50%	472,168.00 472,853.14	98.48 4.50%	472,712.35 5,824.00	1.60% (140.79)	Aa2 / AA AA	2.69 2.49

Holdings Report

As of December 31, 2022

CUSIP	Security Description	Par Value/Units	Purchase Date Book Yield	Cost Value Book Value	Mkt Price Mkt YTM	Market Value Accrued Int.	% of Port. Gain/Loss	Moody/S&P Fitch	Maturity Duration
CORPORATE									
92826CAD4	Visa Inc Callable Note Cont 9/14/2025 3.15% Due 12/14/2025	500,000.00	08/17/2022 3.57%	493,510.00 494,232.30	96.42 4.45%	482,094.56 743.75	1.61% (12,137.74)	Aa3 / AA- NR	2.96 2.77
Total Corporate		**5,015,000.00**	**3.91%**	**4,946,609.30 4,958,079.70**	**4.82%**	**4,867,695.47 31,094.01**	**16.36% (90,384.23)**	**A1 / A+ AA-**	**2.25 2.02**
MONEY MARKET FUND									
31846V203	First American Govt Obligation Fund Class Y	69,311.87	Various 3.79%	69,311.87 69,311.87	1.00 3.79%	69,311.87 0.00	0.23% 0.00	Aaa / AAA AAA	0.00 0.00
Total Money Market Fund		**69,311.87**	**3.79%**	**69,311.87 69,311.87**	**3.79%**	**69,311.87 0.00**	**0.23% 0.00**	**Aaa / AAA AAA**	**0.00 0.00**
NEGOTIABLE CD									
06417MB53	Bank of Nova Scotia Houston Yankee CD 3.7% Due 7/31/2023	500,000.00	07/29/2022 3.70%	500,000.00 500,000.00	99.10 5.19%	495,519.00 8,016.67	1.68% (4,481.00)	P-1 / A-1 F-1+	0.58 0.57
Total Negotiable CD		**500,000.00**	**3.70%**	**500,000.00 500,000.00**	**5.19%**	**495,519.00 8,016.67**	**1.68% (4,481.00)**	**P-1 / A-1 F-1+**	**0.58 0.57**
SUPRANATIONAL									
4581X0EE4	Inter-American Dev Bank Note 3.25% Due 7/1/2024	550,000.00	Various 3.26%	549,937.50 549,953.23	97.85 4.75%	538,165.67 8,937.50	1.83% (11,787.56)	Aaa / AAA AAA	1.50 1.42
459058EP4	Intl. Bank Recon & Development Note 2.5% Due 7/29/2025	500,000.00	08/16/2022 3.31%	488,765.00 490,185.04	95.53 4.35%	477,633.12 5,277.78	1.61% (12,551.92)	Aaa / AAA AAA	2.58 2.43
Total Supranational		**1,050,000.00**	**3.28%**	**1,038,702.50 1,040,138.27**	**4.57%**	**1,015,798.79 14,215.28**	**3.44% (24,339.48)**	**Aaa / AAA AAA**	**2.01 1.89**
US TREASURY									
912828ZH6	US Treasury Note 0.25% Due 4/15/2023	625,000.00	06/28/2022 2.85%	612,329.10 620,455.95	98.84 4.33%	617,724.38 334.82	2.06% (2,731.57)	Aaa / AA+ AAA	0.29 0.28

Holdings Report

As of December 31, 2022

CUSIP	Security Description	Par Value/Units	Purchase Date Book Yield	Cost Value Book Value	Mkt Price Mkt YTM	Market Value Accrued Int.	% of Port. Gain/Loss	Moody/S&P Fitch	Maturity Duration
US TREASURY									
912828ZU7	US Treasury Note 0.25% Due 6/15/2023	625,000.00	06/29/2022 2.93%	609,252.93 617,576.38	98.06 4.59%	612,890.63 72.97	2.05% (4,685.75)	Aaa / AA+ AAA	0.45 0.45
91282CAP6	US Treasury Note 0.125% Due 10/15/2023	625,000.00	06/29/2022 3.06%	601,928.71 610,971.48	96.47 4.74%	602,954.38 167.41	2.01% (8,017.10)	Aaa / AA+ AAA	0.79 0.77
9128285Z9	US Treasury Note 2.5% Due 1/31/2024	600,000.00	07/18/2022 3.20%	593,789.06 595,626.88	97.66 4.74%	585,937.20 6,277.17	1.98% (9,689.68)	Aaa / AA+ AAA	1.08 1.04
912828B66	US Treasury Note 2.75% Due 2/15/2024	600,000.00	06/28/2022 3.09%	596,812.50 597,807.26	97.86 4.72%	587,156.40 6,232.34	1.98% (10,650.86)	Aaa / AA+ AAA	1.13 1.08
91282CEG2	US Treasury Note 2.25% Due 3/31/2024	230,000.00	07/18/2022 3.21%	226,370.31 227,340.57	97.05 4.71%	223,225.81 1,322.18	0.75% (4,114.76)	Aaa / AA+ AAA	1.25 1.20
91282CBV2	US Treasury Note 0.375% Due 4/15/2024	625,000.00	06/27/2022 3.13%	595,166.02 603,657.58	94.66 4.69%	591,650.63 502.23	1.98% (12,006.95)	Aaa / AA+ AAA	1.29 1.26
912828WJ5	US Treasury Note 2.5% Due 5/15/2024	600,000.00	06/28/2022 3.13%	593,156.25 595,011.84	97.10 4.71%	582,586.20 1,947.51	1.95% (12,425.64)	Aaa / AA+ AAA	1.37 1.32
912828XX3	US Treasury Note 2% Due 6/30/2024	500,000.00	07/25/2022 3.01%	490,566.41 492,693.99	96.21 4.64%	481,054.50 27.62	1.61% (11,639.49)	Aaa / AA+ AAA	1.50 1.45
91282CCL3	US Treasury Note 0.375% Due 7/15/2024	650,000.00	06/28/2022 3.14%	614,656.25 623,456.70	93.71 4.65%	609,146.20 1,126.02	2.04% (14,310.50)	Aaa / AA+ AAA	1.54 1.50
91282CCT6	US Treasury Note 0.375% Due 8/15/2024	625,000.00	06/27/2022 3.16%	589,331.05 597,893.43	93.46 4.60%	584,106.25 885.28	1.95% (13,787.18)	Aaa / AA+ AAA	1.62 1.58
91282CCX7	US Treasury Note 0.375% Due 9/15/2024	650,000.00	06/28/2022 3.19%	611,203.13 620,123.05	93.25 4.53%	606,150.35 727.21	2.03% (13,972.70)	Aaa / AA+ AAA	1.71 1.66
91282CDB4	US Treasury Note 0.625% Due 10/15/2024	625,000.00	06/27/2022 3.18%	589,843.75 597,670.20	93.44 4.48%	584,008.75 837.05	1.95% (13,661.45)	Aaa / AA+ AAA	1.79 1.74
912828G38	US Treasury Note 2.25% Due 11/15/2024	625,000.00	06/29/2022 3.16%	612,060.55 614,815.21	96.09 4.45%	600,586.25 1,825.79	2.01% (14,228.96)	Aaa / AA+ AAA	1.88 1.80
91282CDN8	US Treasury Note 1% Due 12/15/2024	650,000.00	06/29/2022 3.18%	616,712.89 623,562.85	93.65 4.42%	608,739.95 303.57	2.03% (14,822.90)	Aaa / AA+ AAA	1.96 1.90
912828J27	US Treasury Note 2% Due 2/15/2025	600,000.00	06/27/2022 3.22%	581,648.44 585,212.03	95.21 4.39%	571,242.00 4,532.61	1.92% (13,970.03)	Aaa / AA+ AAA	2.13 2.03
91282CED9	US Treasury Note 1.75% Due 3/15/2025	600,000.00	06/02/2022 2.84%	582,656.25 586,275.22	94.56 4.36%	567,375.00 3,132.60	1.91% (18,900.22)	Aaa / AA+ AAA	2.21 2.11

Holdings Report

As of December 31, 2022

CUSIP	Security Description	Par Value/Units	Purchase Date Book Yield	Cost Value Book Value	Mkt Price Mkt YTM	Market Value Accrued Int.	% of Port. Gain/Loss	Moody/S&P Fitch	Maturity Duration
US TREASURY									
91282CEH0	US Treasury Note 2.625% Due 4/15/2025	900,000.00	Various 3.11%	888,492.19 890,543.36	96.31 4.33%	866,812.50 5,062.50	2.91% (23,730.86)	Aaa / AA+ AAA	2.29 2.18
912828XB1	US Treasury Note 2.125% Due 5/15/2025	600,000.00	06/02/2022 2.83%	588,070.31 590,418.59	95.10 4.32%	570,586.20 1,655.39	1.91% (19,832.39)	Aaa / AA+ AAA	2.37 2.27
91282CAB7	US Treasury Note 0.25% Due 7/31/2025	650,000.00	06/02/2022 2.87%	598,812.50 608,216.10	90.31 4.25%	587,005.90 680.03	1.96% (21,210.20)	Aaa / AA+ AAA	2.58 2.52
91282CFW6	US Treasury Note 4.5% Due 11/15/2025	600,000.00	11/09/2022 4.55%	599,156.25 599,192.43	100.69 4.24%	604,125.00 3,505.52	2.03% 4,932.57	Aaa / AA+ AAA	2.88 2.66
91282CGA3	US Treasury Note 4% Due 12/15/2025	335,000.00	12/14/2022 3.92%	335,758.98 335,747.21	99.45 4.20%	333,167.89 625.82	1.12% (2,579.32)	Aaa / AA+ AAA	2.96 2.75
912828U24	US Treasury Note 2% Due 11/15/2026	270,000.00	10/24/2022 4.43%	245,921.48 247,026.30	92.58 4.09%	249,971.40 701.10	0.84% 2,945.10	Aaa / AA+ AAA	3.88 3.66
				12,973,695.31		**12,828,203.77**	**43.00%**	**Aaa / AA+**	**1.72**
Total US Treasury		**13,410,000.00**	**3.19%**	**13,081,294.61**	**4.49%**	**42,484.74**	**(253,090.84)**	**AAA**	**1.65**
				30,190,949.12		**29,801,374.18**	**100.00%**	**Aa1 / AA+**	**1.95**
TOTAL PORTFOLIO		**30,957,367.27**	**3.41%**	**30,365,494.37**	**4.67%**	**133,415.15**	**(564,120.19)**	**AAA**	**1.67**
TOTAL MARKET VALUE PLUS ACCRUED						**29,934,789.33**			

Transaction Ledger

As of December 31, 2022

Transaction Type	Settlement Date	CUSIP	Quantity	Security Description	Price	Acq/Disp Yield	Amount	Interest Pur/Sold	Total Amount	Gain/Loss
ACQUISITIONS										
Purchase	12/01/2022	31846V203	428.02	First American Govt Obligation Fund Class Y	1.000	3.35%	428.02	0.00	428.02	0.00
Purchase	12/08/2022	31846V203	7,593.75	First American Govt Obligation Fund Class Y	1.000	3.35%	7,593.75	0.00	7,593.75	0.00
Purchase	12/08/2022	31846V203	600,000.00	First American Govt Obligation Fund Class Y	1.000	3.35%	600,000.00	0.00	600,000.00	0.00
Purchase	12/09/2022	31846V203	743.75	First American Govt Obligation Fund Class Y	1.000	3.35%	743.75	0.00	743.75	0.00
Purchase	12/13/2022	31846V203	9,432.50	First American Govt Obligation Fund Class Y	1.000	3.35%	9,432.50	0.00	9,432.50	0.00
Purchase	12/14/2022	31846V203	18,448.75	First American Govt Obligation Fund Class Y	1.000	3.35%	18,448.75	0.00	18,448.75	0.00
Purchase	12/15/2022	31846V203	4,031.25	First American Govt Obligation Fund Class Y	1.000	3.35%	4,031.25	0.00	4,031.25	0.00
Purchase	12/15/2022	31846V203	107.67	First American Govt Obligation Fund Class Y	1.000	3.35%	107.67	0.00	107.67	0.00
Purchase	12/15/2022	31846V203	775.00	First American Govt Obligation Fund Class Y	1.000	3.35%	775.00	0.00	775.00	0.00
Purchase	12/15/2022	31846V203	405.17	First American Govt Obligation Fund Class Y	1.000	3.35%	405.17	0.00	405.17	0.00
Purchase	12/15/2022	31846V203	1,346.02	First American Govt Obligation Fund Class Y	1.000	3.35%	1,346.02	0.00	1,346.02	0.00
Purchase	12/15/2022	31846V203	198.75	First American Govt Obligation Fund Class Y	1.000	3.35%	198.75	0.00	198.75	0.00
Purchase	12/15/2022	31846V203	19,387.49	First American Govt Obligation Fund Class Y	1.000	3.35%	19,387.49	0.00	19,387.49	0.00
Purchase	12/15/2022	91282CGA3	335,000.00	US Treasury Note 4% Due 12/15/2025	100.227	3.92%	335,758.98	0.00	335,758.98	0.00
Purchase	12/16/2022	31846V203	113.33	First American Govt Obligation Fund Class Y	1.000	3.35%	113.33	0.00	113.33	0.00
Purchase	12/16/2022	31846V203	645.83	First American Govt Obligation Fund Class Y	1.000	3.35%	645.83	0.00	645.83	0.00

Transaction Ledger

As of December 31, 2022

Transaction Type	Settlement Date	CUSIP	Quantity	Security Description	Price	Acq/Disp Yield	Amount	Interest Pur/Sold	Total Amount	Gain/Loss
ACQUISITIONS										
Purchase	12/17/2022	31846V203	6,093.75	First American Govt Obligation Fund Class Y	1.000	3.35%	6,093.75	0.00	6,093.75	0.00
Purchase	12/19/2022	3137BNGT5	390,000.00	FHLMC K054 A2 2.745% Due 1/25/2026	95.734	4.45%	373,364.06	535.28	373,899.34	0.00
Purchase	12/19/2022	31846V203	119.58	First American Govt Obligation Fund Class Y	1.000	3.35%	119.58	0.00	119.58	0.00
Purchase	12/20/2022	31846V203	2,000.00	First American Govt Obligation Fund Class Y	1.000	3.35%	2,000.00	0.00	2,000.00	0.00
Purchase	12/20/2022	31846V203	356.50	First American Govt Obligation Fund Class Y	1.000	3.35%	356.50	0.00	356.50	0.00
Purchase	12/21/2022	31846V203	0.06	First American Govt Obligation Fund Class Y	1.000	3.35%	0.06	0.00	0.06	0.00
Purchase	12/27/2022	31846V203	845.50	First American Govt Obligation Fund Class Y	1.000	3.35%	845.50	0.00	845.50	0.00
Purchase	12/27/2022	31846V203	1,318.46	First American Govt Obligation Fund Class Y	1.000	3.35%	1,318.46	0.00	1,318.46	0.00
Purchase	12/27/2022	31846V203	1,047.53	First American Govt Obligation Fund Class Y	1.000	3.35%	1,047.53	0.00	1,047.53	0.00
Purchase	12/27/2022	31846V203	1,100.00	First American Govt Obligation Fund Class Y	1.000	3.35%	1,100.00	0.00	1,100.00	0.00
Purchase	12/27/2022	31846V203	1,397.62	First American Govt Obligation Fund Class Y	1.000	3.35%	1,397.62	0.00	1,397.62	0.00
Purchase	12/27/2022	31846V203	1,039.00	First American Govt Obligation Fund Class Y	1.000	3.35%	1,039.00	0.00	1,039.00	0.00
Purchase	12/28/2022	31846V203	5,520.63	First American Govt Obligation Fund Class Y	1.000	3.35%	5,520.63	0.00	5,520.63	0.00
Purchase	12/31/2022	31846V203	5,000.00	First American Govt Obligation Fund Class Y	1.000	3.79%	5,000.00	0.00	5,000.00	0.00
Subtotal			**1,414,495.91**				**1,398,618.95**	**535.28**	**1,399,154.23**	**0.00**
TOTAL ACQUISITIONS			**1,414,495.91**				**1,398,618.95**	**535.28**	**1,399,154.23**	**0.00**

DISPOSITIONS										
Sale	12/15/2022	31846V203	335,758.98	First American Govt Obligation Fund Class Y	1.000	3.35%	335,758.98	0.00	335,758.98	0.00
Sale	12/19/2022	31846V203	373,899.34	First American Govt Obligation Fund Class Y	1.000	3.35%	373,899.34	0.00	373,899.34	0.00
Subtotal			**709,658.32**				**709,658.32**	**0.00**	**709,658.32**	**0.00**
Paydown	12/15/2022	02582JJR2	0.00	American Express 2021-1 A 0.9% Due 11/15/2026	100.000		0.00	198.75	198.75	0.00
Paydown	12/15/2022	05522RDC9	0.00	Bank of America Credit Card Tr 2020-A1 A1 0.34% Due 5/15/2026	100.000		0.00	107.67	107.67	0.00
Paydown	12/15/2022	44918MAD2	0.00	Hyundai Auto Receivables 2022-B A3 3.72% Due 11/16/2026	100.000		0.00	775.00	775.00	0.00
Paydown	12/15/2022	47800AAC4	0.00	John Deere Owner Trust 2022-B A3 3.74% Due 2/16/2027	100.000		0.00	405.17	405.17	0.00
Paydown	12/15/2022	47800BAC2	0.00	John Deere Owner Trust 2022-C A3 5.09% Due 6/15/2027	100.000		0.00	1,346.02	1,346.02	0.00
Paydown	12/15/2022	89240BAC2	19,326.75	Toyota Auto Receivables Owners 2021-A A3 0.26% Due 5/15/2025	100.000		19,326.75	60.74	19,387.49	0.00
Paydown	12/16/2022	362554AC1	0.00	GM Financial Securitized Term 2021-4 A3 0.68% Due 9/16/2026	100.000		0.00	113.33	113.33	0.00
Paydown	12/16/2022	362585AC5	0.00	GM Financial Securitized ART 2022-2 A3 3.1% Due 2/16/2027	100.000		0.00	645.83	645.83	0.00
Paydown	12/19/2022	43815EAC8	0.00	Honda Auto Receivables 2021-3 A3 0.41% Due 11/18/2025	100.000		0.00	119.58	119.58	0.00
Paydown	12/20/2022	92348KAV5	0.00	Verizon Master Trust 2022-5 A1A 3.72% Due 7/20/2027	100.000		0.00	356.50	356.50	0.00
Paydown	12/27/2022	3137BFXT3	0.00	FHLMC K042 A2 2.67% Due 12/25/2024	100.000		0.00	845.50	845.50	0.00
Paydown	12/27/2022	3137BHCY1	579.18	FHLMC K044 A2 2.811% Due 1/25/2025	100.000		579.18	739.28	1,318.46	0.00
Paydown	12/27/2022	3137BM7C4	0.00	FHLMC K051 A2 3.308% Due 9/25/2025	100.000		0.00	1,047.53	1,047.53	0.00
Paydown	12/27/2022	3137BTAC5	0.00	FHLMC K060 A2 3.3% Due 10/25/2026	100.000		0.00	1,100.00	1,100.00	0.00
Paydown	12/27/2022	3137BTU25	498.13	FHLMC K724 A2Due 11/25/2023	100.000		498.13	899.49	1,397.62	0.00
Paydown	12/27/2022	3137F2LJ3	0.00	FHLMC K066 A2 3.117% Due 6/25/2027	100.000		0.00	1,039.00	1,039.00	0.00

Transaction Ledger

As of December 31, 2022

Transaction Type	Settlement Date	CUSIP	Quantity	Security Description	Price	Acq/Disp Yield	Amount	Interest Pur/Sold	Total Amount	Gain/Loss
Subtotal			**20,404.06**				**20,404.06**	**9,799.39**	**30,203.45**	**0.00**
Maturity	12/08/2022	912796X61	600,000.00	US Treasury Bill 1.722% Due 12/8/2022	100.000		600,000.00	0.00	600,000.00	0.00
Subtotal			**600,000.00**				**600,000.00**	**0.00**	**600,000.00**	**0.00**
Security Withdrawal	12/27/2022	31846V203	237.78	First American Govt Obligation Fund Class Y	1.000		237.78	0.00	237.78	0.00
Subtotal			**237.78**				**237.78**	**0.00**	**237.78**	**0.00**
TOTAL DISPOSITIONS			**1,330,300.16**				**1,330,300.16**	**9,799.39**	**1,340,099.55**	**0.00**
OTHER TRANSACTIONS										
Interest	12/08/2022	3130A0F70	450,000.00	FHLB Note 3.375% Due 12/8/2023	0.000		7,593.75	0.00	7,593.75	0.00
Interest	12/09/2022	3133834G3	70,000.00	FHLB Note 2.125% Due 6/9/2023	0.000		743.75	0.00	743.75	0.00
Interest	12/13/2022	06406RBF3	550,000.00	Bank of NY Mellon Corp Callable Note Cont 6/13/2024 3.43% Due 6/13/2025	0.000		9,432.50	0.00	9,432.50	0.00
Interest	12/14/2022	46647PDE3	550,000.00	JP Morgan Chase & Co Callable Note Cont 6/14/2025 3.845% Due 6/14/2025	0.000		10,573.75	0.00	10,573.75	0.00
Interest	12/14/2022	92826CAD4	500,000.00	Visa Inc Callable Note Cont 9/14/2025 3.15% Due 12/14/2025	0.000		7,875.00	0.00	7,875.00	0.00
Interest	12/15/2022	912828ZU7	625,000.00	US Treasury Note 0.25% Due 6/15/2023	0.000		781.25	0.00	781.25	0.00
Interest	12/15/2022	91282CDN8	650,000.00	US Treasury Note 1% Due 12/15/2024	0.000		3,250.00	0.00	3,250.00	0.00
Interest	12/17/2022	3133ENYX2	375,000.00	FFCB Note 3.25% Due 6/17/2024	0.000		6,093.75	0.00	6,093.75	0.00
Interest	12/20/2022	3130AQF40	400,000.00	FHLB Note 1% Due 12/20/2024	0.000		2,000.00	0.00	2,000.00	0.00
Interest	12/28/2022	3130ASDS5	365,000.00	FHLB Note 2.75% Due 6/28/2024	0.000		5,520.63	0.00	5,520.63	0.00

Transaction Ledger

As of December 31, 2022

Transaction Type	Settlement Date	CUSIP	Quantity	Security Description	Price	Acq/Disp Yield	Amount	Interest Pur/Sold	Total Amount	Gain/Loss
OTHER TRANSACTIONS										
Interest	12/31/2022	912828XX3	500,000.00	US Treasury Note 2% Due 6/30/2024	0.000		5,000.00	0.00	5,000.00	0.00
Subtotal			**5,035,000.00**				**58,864.38**	**0.00**	**58,864.38**	**0.00**
Dividend	12/01/2022	31846V203	89,712.06	First American Govt Obligation Fund Class Y	0.000		428.02	0.00	428.02	0.00
Dividend	12/21/2022	31846V203	0.00	First American Govt Obligation Fund Class Y	0.000		0.06	0.00	0.06	0.00
Subtotal			**89,712.06**				**428.08**	**0.00**	**428.08**	**0.00**
TOTAL OTHER TRANSACTIONS			**5,124,712.06**				**59,292.46**	**0.00**	**59,292.46**	**0.00**

Income Earned

As of December 31, 2022

CUSIP	Security Description	Trade Date Settle Date Units	Book Value: Begin Book Value: Acq Book Value: Disp Book Value: End	Prior Accrued Inc. Received Ending Accrued Total Interest	Accr. Of Discount Amort. Of Premium Net Accret/Amort Income Earned	Total Income
FIXED INCOME						
023135CE4	Amazon.com Inc Note 3% Due 04/13/2025	Various Various 550,000.00	548,511.40 0.00 0.00 548,564.81	2,200.00 0.00 3,575.00 1,375.00	55.53 2.12 53.41 1,428.41	1,428.41
02582JJR2	American Express 2021-1 A 0.9% Due 11/15/2026	06/28/2022 06/29/2022 265,000.00	251,643.51 0.00 0.00 252,222.60	106.00 198.75 106.00 198.75	579.09 0.00 579.09 777.84	777.84
037833CU2	Apple Inc Callable Note Cont 3/11/2024 2.85% Due 05/11/2024	Various Various 550,000.00	547,030.57 0.00 0.00 547,205.25	870.83 0.00 2,177.09 1,306.26	174.68 0.00 174.68 1,480.94	1,480.94
05522RDC9	Bank of America Credit Card Tr 2020-A1 A1 0.34% Due 05/15/2026	06/15/2022 06/17/2022 380,000.00	367,336.84 0.00 0.00 368,372.61	57.42 107.67 57.42 107.67	1,035.77 0.00 1,035.77 1,143.44	1,143.44
06051GHF9	Bank of America Corp Callable Note 1X 3/5/2023 3.55% Due 03/05/2024	06/28/2022 06/30/2022 550,000.00	548,986.35 0.00 0.00 549,054.66	4,664.31 0.00 6,291.39 1,627.08	68.31 0.00 68.31 1,695.39	1,695.39
06367WB85	Bank of Montreal Note 1.85% Due 05/01/2025	06/27/2022 06/29/2022 575,000.00	546,933.14 0.00 0.00 547,919.61	886.46 0.00 1,772.92 886.46	986.47 0.00 986.47 1,872.93	1,872.93
06406RBF3	Bank of NY Mellon Corp Callable Note Cont 6/13/2024 3.43% Due 06/13/2025	Various Various 550,000.00	548,787.81 0.00 0.00 548,828.44	8,803.67 9,432.50 943.26 1,572.09	40.63 0.00 40.63 1,612.72	1,612.72
194162AM5	Colgate Palmolive Co. Note 3.1% Due 08/15/2025	08/01/2022 08/09/2022 160,000.00	159,868.03 0.00 0.00 159,872.17	1,543.11 0.00 1,956.44 413.33	4.14 0.00 4.14 417.47	417.47
26442UAA2	Duke Energy Progress LLC Callable Note Cont 5/15/25 3.25% Due 08/15/2025	06/27/2022 06/29/2022 550,000.00	544,052.98 0.00 0.00 544,239.58	5,263.19 0.00 6,752.78 1,489.59	186.60 0.00 186.60 1,676.19	1,676.19

Income Earned

As of December 31, 2022

CUSIP	Security Description	Trade Date Settle Date Units	Book Value: Begin Book Value: Acq Book Value: Disp Book Value: End	Prior Accrued Inc. Received Ending Accrued Total Interest	Accr. Of Discount Amort. Of Premium Net Accret/Amort Income Earned	Total Income
3130A0F70	FHLB Note 3.375% Due 12/08/2023	06/27/2022 06/28/2022 450,000.00	451,211.11 0.00 0.00 451,110.19	7,298.44 7,593.75 970.31 1,265.62	0.00 100.92 (100.92) 1,164.70	1,164.70
3130A0XE5	FHLB Note 3.25% Due 03/08/2024	06/13/2022 06/14/2022 365,000.00	365,064.07 0.00 0.00 365,059.78	2,734.97 0.00 3,723.51 988.54	0.00 4.29 (4.29) 984.25	984.25
3130APU29	FHLB Note 0.5% Due 11/09/2023	06/28/2022 06/29/2022 500,000.00	488,311.83 0.00 0.00 489,368.19	152.78 0.00 361.11 208.33	1,056.36 0.00 1,056.36 1,264.69	1,264.69
3130AQF40	FHLB Note 1% Due 12/20/2024	07/27/2022 07/28/2022 400,000.00	383,130.14 0.00 0.00 383,827.42	1,788.89 2,000.00 122.22 333.33	697.28 0.00 697.28 1,030.61	1,030.61
3130ASDS5	FHLB Note 2.75% Due 06/28/2024	06/09/2022 06/10/2022 365,000.00	364,349.92 0.00 0.00 364,384.97	4,767.81 5,520.63 83.65 836.47	35.05 0.00 35.05 871.52	871.52
3130ASME6	FHLB Note 3% Due 07/08/2024	07/07/2022 07/08/2022 500,000.00	499,223.73 0.00 0.00 499,264.87	5,958.33 0.00 7,208.33 1,250.00	41.14 0.00 41.14 1,291.14	1,291.14
3133834G3	FHLB Note 2.125% Due 06/09/2023	08/11/2022 08/12/2022 70,000.00	69,601.44 0.00 0.00 69,666.47	710.69 743.75 90.90 123.96	65.03 0.00 65.03 188.99	188.99
313383YJ4	FHLB Note 3.375% Due 09/08/2023	06/27/2022 06/28/2022 550,000.00	551,573.79 0.00 0.00 551,400.17	4,279.69 0.00 5,826.56 1,546.87	0.00 173.62 (173.62) 1,373.25	1,373.25
3133EMAM4	FFCB Callable Note Cont 9/21/2022 0.25% Due 09/21/2023	07/21/2022 07/22/2022 450,000.00	439,406.68 0.00 0.00 440,523.67	218.75 0.00 312.50 93.75	1,116.99 0.00 1,116.99 1,210.74	1,210.74

Income Earned

As of December 31, 2022

CUSIP	Security Description	Trade Date Settle Date Units	Book Value: Begin Book Value: Acq Book Value: Disp Book Value: End	Prior Accrued Inc. Received Ending Accrued Total Interest	Accr. Of Discount Amort. Of Premium Net Accret/Amort Income Earned	Total Income
3133ENG20	FFCB Note 3.3% Due 08/15/2024	08/16/2022 08/17/2022 500,000.00	500,025.64 0.00 0.00 500,024.36	4,858.33 0.00 6,233.33 1,375.00	0.00 1.28 (1.28) 1,373.72	1,373.72
3133ENYX2	FFCB Note 3.25% Due 06/17/2024	06/15/2022 06/17/2022 375,000.00	374,186.98 0.00 0.00 374,231.67	5,552.08 6,093.75 473.96 1,015.63	44.69 0.00 44.69 1,060.32	1,060.32
3135G05X7	FNMA Note 0.375% Due 08/25/2025	06/22/2022 06/23/2022 400,000.00	370,206.38 0.00 0.00 371,131.84	400.00 0.00 525.00 125.00	925.46 0.00 925.46 1,050.46	1,050.46
3135G0X24	FNMA Note 1.625% Due 01/07/2025	06/21/2022 06/22/2022 450,000.00	434,585.50 0.00 0.00 435,207.70	2,925.00 0.00 3,534.38 609.38	622.20 0.00 622.20 1,231.58	1,231.58
3137BFXT3	FHLMC K042 A2 2.67% Due 12/25/2024	06/22/2022 06/27/2022 380,000.00	373,792.58 0.00 0.00 374,055.82	169.10 845.50 169.10 845.50	263.24 0.00 263.24 1,108.74	1,108.74
3137BHCY1	FHLMC K044 A2 2.811% Due 01/25/2025	06/16/2022 06/22/2022 315,016.95	309,618.20 0.00 579.18 309,292.74	739.28 739.28 737.93 737.93	253.72 0.00 253.72 991.65	991.65
3137BM7C4	FHLMC K051 A2 3.308% Due 09/25/2025	06/23/2022 06/28/2022 380,000.00	379,306.14 0.00 0.00 379,327.55	1,047.53 1,047.53 1,047.53 1,047.53	21.41 0.00 21.41 1,068.94	1,068.94
3137BNGT5	FHLMC K054 A2 2.745% Due 01/25/2026	12/14/2022 12/19/2022 390,000.00	0.00 373,364.06 0.00 373,559.07	0.00 (535.28) 892.13 356.85	195.01 0.00 195.01 551.86	551.86
3137BTAC5	FHLMC K060 A2 3.3% Due 10/25/2026	07/28/2022 07/29/2022 400,000.00	402,237.70 0.00 0.00 402,188.16	1,100.00 1,100.00 1,100.00 1,100.00	0.00 49.54 (49.54) 1,050.46	1,050.46

Income Earned

As of December 31, 2022

CUSIP	Security Description	Trade Date Settle Date Units	Book Value: Begin Book Value: Acq Book Value: Disp Book Value: End	Prior Accrued Inc. Received Ending Accrued Total Interest	Accr. Of Discount Amort. Of Premium Net Accret/Amort Income Earned	Total Income
3137BTU25	FHLMC K724 A2 3.062% Due 11/25/2023	06/13/2022 06/16/2022 352,013.33	351,357.68 0.00 498.13 350,960.67	899.49 899.49 898.22 898.22	101.12 0.00 101.12 999.34	999.34
3137EAEV7	FHLMC Note 0.25% Due 08/24/2023	06/28/2022 06/29/2022 550,000.00	539,251.64 0.00 0.00 540,504.27	370.49 0.00 485.07 114.58	1,252.63 0.00 1,252.63 1,367.21	1,367.21
3137F2LJ3	FHLMC K066 A2 3.117% Due 06/25/2027	10/18/2022 10/21/2022 400,000.00	375,303.78 0.00 0.00 375,769.74	1,039.00 1,039.00 1,039.00 1,039.00	465.96 0.00 465.96 1,504.96	1,504.96
362554AC1	GM Financial Securitized Term 2021-4 A3 0.68% Due 09/16/2026	06/13/2022 06/15/2022 200,000.00	192,091.02 0.00 0.00 192,384.29	56.67 113.33 56.67 113.33	293.27 0.00 293.27 406.60	406.60
362585AC5	GM Financial Securitized ART 2022-2 A3 3.1% Due 02/16/2027	10/24/2022 10/26/2022 250,000.00	241,850.14 0.00 0.00 242,097.83	322.92 645.83 322.92 645.83	247.69 0.00 247.69 893.52	893.52
43815EAC8	Honda Auto Receivables 2021-3 A3 0.41% Due 11/18/2025	07/27/2022 07/29/2022 350,000.00	337,353.95 0.00 0.00 337,899.95	51.82 119.58 51.82 119.58	546.00 0.00 546.00 665.58	665.58
44918MAD2	Hyundai Auto Receivables 2022-B A3 3.72% Due 11/16/2026	08/03/2022 08/05/2022 250,000.00	250,523.43 0.00 0.00 250,507.00	413.33 775.00 413.33 775.00	0.00 16.43 (16.43) 758.57	758.57
4581X0EE4	Inter-American Dev Bank Note 3.25% Due 07/01/2024	Various 07/01/2022 550,000.00	549,950.58 0.00 0.00 549,953.23	7,447.92 0.00 8,937.50 1,489.58	2.65 0.00 2.65 1,492.23	1,492.23
459058EP4	Intl. Bank Recon & Development Note 2.5% Due 07/29/2025	08/16/2022 08/18/2022 500,000.00	489,861.35 0.00 0.00 490,185.04	4,236.11 0.00 5,277.78 1,041.67	323.69 0.00 323.69 1,365.36	1,365.36

Income Earned

As of December 31, 2022

CUSIP	Security Description	Trade Date Settle Date Units	Book Value: Begin Book Value: Acq Book Value: Disp Book Value: End	Prior Accrued Inc. Received Ending Accrued Total Interest	Accr. Of Discount Amort. Of Premium Net Accret/Amort Income Earned	Total Income
46647PDE3	JP Morgan Chase & Co Callable Note Cont 6/14/2025 3.845% Due 06/14/2025	06/27/2022 06/29/2022 550,000.00	545,147.28 0.00 0.00 545,309.74	9,986.32 10,573.75 1,057.38 1,644.81	162.46 0.00 162.46 1,807.27	1,807.27
47800AAC4	John Deere Owner Trust 2022-B A3 3.74% Due 02/16/2027	07/12/2022 07/20/2022 130,000.00	129,988.86 0.00 0.00 129,989.16	216.09 405.17 216.09 405.17	0.30 0.00 0.30 405.47	405.47
47800BAC2	John Deere Owner Trust 2022-C A3 5.09% Due 06/15/2027	10/12/2022 10/19/2022 170,000.00	169,987.23 0.00 0.00 169,987.54	1,009.52 1,346.02 384.58 721.08	0.31 0.00 0.31 721.39	721.39
89240BAC2	Toyota Auto Receivables Owners 2021-A A3 0.26% Due 05/15/2025	06/07/2022 06/09/2022 261,025.12	276,130.47 0.00 19,326.75 257,353.97	32.40 60.74 30.16 58.50	550.25 0.00 550.25 608.75	608.75
912828Z9	US Treasury Note 2.5% Due 01/31/2024	07/18/2022 07/19/2022 600,000.00	595,283.67 0.00 0.00 595,626.88	5,013.59 0.00 6,277.17 1,263.58	343.21 0.00 343.21 1,606.79	1,606.79
912828B66	US Treasury Note 2.75% Due 02/15/2024	06/28/2022 06/29/2022 600,000.00	597,641.46 0.00 0.00 597,807.26	4,842.39 0.00 6,232.34 1,389.95	165.80 0.00 165.80 1,555.75	1,555.75
912828G38	US Treasury Note 2.25% Due 11/15/2024	06/29/2022 06/30/2022 625,000.00	614,353.62 0.00 0.00 614,815.21	621.55 0.00 1,825.79 1,204.24	461.59 0.00 461.59 1,665.83	1,665.83
912828J27	US Treasury Note 2% Due 02/15/2025	06/27/2022 06/28/2022 600,000.00	584,621.28 0.00 0.00 585,212.03	3,521.74 0.00 4,532.61 1,010.87	590.75 0.00 590.75 1,601.62	1,601.62
912828U24	US Treasury Note 2% Due 11/15/2026	10/24/2022 10/25/2022 270,000.00	246,522.63 0.00 0.00 247,026.30	238.67 0.00 701.10 462.43	503.67 0.00 503.67 966.10	966.10

Income Earned

As of December 31, 2022

CUSIP	Security Description	Trade Date Settle Date Units	Book Value: Begin Book Value: Acq Book Value: Disp Book Value: End	Prior Accrued Inc. Received Ending Accrued Total Interest	Accr. Of Discount Amort. Of Premium Net Accret/Amort Income Earned	Total Income
912828WJ5	US Treasury Note 2.5% Due 05/15/2024	06/28/2022 06/29/2022 600,000.00	594,702.58 0.00 0.00 595,011.84	662.98 0.00 1,947.51 1,284.53	309.26 0.00 309.26 1,593.79	1,593.79
912828XB1	US Treasury Note 2.125% Due 05/15/2025	06/02/2022 06/03/2022 600,000.00	590,075.21 0.00 0.00 590,418.59	563.54 0.00 1,655.39 1,091.85	343.38 0.00 343.38 1,435.23	1,435.23
912828XX3	US Treasury Note 2% Due 06/30/2024	07/25/2022 07/26/2022 500,000.00	492,279.18 0.00 0.00 492,693.99	4,184.78 5,000.00 27.62 842.84	414.81 0.00 414.81 1,257.65	1,257.65
912828ZH6	US Treasury Note 0.25% Due 04/15/2023	06/28/2022 06/29/2022 625,000.00	619,101.48 0.00 0.00 620,455.95	201.75 0.00 334.82 133.07	1,354.47 0.00 1,354.47 1,487.54	1,487.54
912828ZU7	US Treasury Note 0.25% Due 06/15/2023	06/29/2022 06/30/2022 625,000.00	616,181.64 0.00 0.00 617,576.38	721.48 781.25 72.97 132.74	1,394.74 0.00 1,394.74 1,527.48	1,527.48
91282CAB7	US Treasury Note 0.25% Due 07/31/2025	06/02/2022 06/03/2022 650,000.00	606,841.04 0.00 0.00 608,216.10	543.14 0.00 680.03 136.89	1,375.06 0.00 1,375.06 1,511.95	1,511.95
91282CAP6	US Treasury Note 0.125% Due 10/15/2023	06/29/2022 06/30/2022 625,000.00	609,456.21 0.00 0.00 610,971.48	100.88 0.00 167.41 66.53	1,515.27 0.00 1,515.27 1,581.80	1,581.80
91282CBV2	US Treasury Note 0.375% Due 04/15/2024	06/27/2022 06/28/2022 625,000.00	602,249.89 0.00 0.00 603,657.58	302.63 0.00 502.23 199.60	1,407.69 0.00 1,407.69 1,607.29	1,607.29
91282CCL3	US Treasury Note 0.375% Due 07/15/2024	06/28/2022 06/29/2022 650,000.00	621,989.96 0.00 0.00 623,456.70	920.69 0.00 1,126.02 205.33	1,466.74 0.00 1,466.74 1,672.07	1,672.07

Income Earned

As of December 31, 2022

CUSIP	Security Description	Trade Date Settle Date Units	Book Value: Begin Book Value: Acq Book Value: Disp Book Value: End	Prior Accrued Inc. Received Ending Accrued Total Interest	Accr. Of Discount Amort. Of Premium Net Accret/Amort Income Earned	Total Income
91282CCT6	US Treasury Note 0.375% Due 08/15/2024	06/27/2022 06/28/2022 625,000.00	596,474.00 0.00 0.00 597,893.43	687.84 0.00 885.28 197.44	1,419.43 0.00 1,419.43 1,616.87	1,616.87
91282CCX7	US Treasury Note 0.375% Due 09/15/2024	06/28/2022 06/29/2022 650,000.00	618,636.40 0.00 0.00 620,123.05	518.47 0.00 727.21 208.74	1,486.65 0.00 1,486.65 1,695.39	1,695.39
91282CDB4	US Treasury Note 0.625% Due 10/15/2024	06/27/2022 06/28/2022 625,000.00	596,372.77 0.00 0.00 597,670.20	504.38 0.00 837.05 332.67	1,297.43 0.00 1,297.43 1,630.10	1,630.10
91282CDN8	US Treasury Note 1% Due 12/15/2024	06/29/2022 06/30/2022 650,000.00	622,415.02 0.00 0.00 623,562.85	3,001.37 3,250.00 303.57 552.20	1,147.83 0.00 1,147.83 1,700.03	1,700.03
91282CED9	US Treasury Note 1.75% Due 03/15/2025	06/02/2022 06/03/2022 600,000.00	585,746.03 0.00 0.00 586,275.22	2,233.43 0.00 3,132.60 899.17	529.19 0.00 529.19 1,428.36	1,428.36
91282CEG2	US Treasury Note 2.25% Due 03/31/2024	07/18/2022 07/19/2022 230,000.00	227,159.37 0.00 0.00 227,340.57	881.46 0.00 1,322.18 440.72	181.20 0.00 181.20 621.92	621.92
91282CEH0	US Treasury Note 2.625% Due 04/15/2025	Various Various 900,000.00	890,192.27 0.00 0.00 890,543.36	3,050.48 0.00 5,062.50 2,012.02	351.09 0.00 351.09 2,363.11	2,363.11
91282CFW6	US Treasury Note 4.5% Due 11/15/2025	11/09/2022 11/15/2022 600,000.00	599,168.57 0.00 0.00 599,192.43	1,193.37 0.00 3,505.52 2,312.15	23.86 0.00 23.86 2,336.01	2,336.01
91282CGA3	US Treasury Note 4% Due 12/15/2025	12/14/2022 12/15/2022 335,000.00	0.00 335,758.98 0.00 335,747.21	0.00 0.00 625.82 625.82	0.00 11.77 (11.77) 614.05	614.05

Income Earned

As of December 31, 2022

CUSIP	Security Description	Trade Date Settle Date Units	Book Value: Begin Book Value: Acq Book Value: Disp Book Value: End	Prior Accrued Inc. Received Ending Accrued Total Interest	Accr. Of Discount Amort. Of Premium Net Accret/Amort Income Earned	Total Income
92348KAV5	Verizon Master Trust	08/02/2022	114,995.50	130.72	0.15	356.65
	2022-5 A1A	08/11/2022	0.00	356.50	0.00	
	3.72% Due 07/20/2027	115,000.00	0.00	130.72	0.15	
			114,995.65	356.50	356.65	
92826CAD4	Visa Inc	08/17/2022	494,066.44	7,306.25	165.86	1,478.36
	Callable Note Cont 9/14/2025	08/19/2022	0.00	7,875.00	0.00	
	3.15% Due 12/14/2025	500,000.00	0.00	743.75	165.86	
			494,232.30	1,312.50	1,478.36	
931142EW9	Wal-Mart Stores	Various	472,627.53	4,264.00	225.61	1,785.61
	Note	Various	0.00	0.00	0.00	
	3.9% Due 09/09/2025	480,000.00	0.00	5,824.00	225.61	
			472,853.14	1,560.00	1,785.61	
			29,076,933.62	**141,390.32**	**30,889.87**	
			709,123.04	**68,128.49**	**359.97**	
			20,404.06	**125,398.48**	**30,529.90**	
Total Fixed Income		**30,388,055.40**	**29,796,182.50**	**52,136.65**	**82,666.55**	**82,666.55**
CASH & EQUIVALENT						
06417MB53	Bank of Nova Scotia Houston	07/29/2022	500,000.00	6,423.61	0.00	1,593.06
	Yankee CD	07/29/2022	0.00	0.00	0.00	
	3.7% Due 07/31/2023	500,000.00	0.00	8,016.67	0.00	
			500,000.00	1,593.06	1,593.06	
31846V203	First American	11/15/2022	89,712.06	0.00	0.00	428.08
	Govt Obligation Fund Class Y	11/15/2022	689,495.91	428.08	0.00	
		69,311.87	709,896.10	0.00	0.00	
			69,311.87	428.08	428.08	

Income Earned

As of December 31, 2022

CUSIP	Security Description	Trade Date Settle Date Units	Book Value: Begin Book Value: Acq Book Value: Disp Book Value: End	Prior Accrued Inc. Received Ending Accrued Total Interest	Accr. Of Discount Amort. Of Premium Net Accret/Amort Income Earned	Total Income
912796X61	US Treasury	06/08/2022	599,799.04	0.00	200.96	200.96
	Bill	06/09/2022	0.00	0.00	0.00	
	Due 12/08/2022	0.00	600,000.00	0.00	200.96	
			0.00	0.00	200.96	
			1,189,511.10	**6,423.61**	**200.96**	
			689,495.91	**428.08**	**0.00**	
			1,309,896.10	**8,016.67**	**200.96**	
Total Cash & Equivalent		**569,311.87**	**569,311.87**	**2,021.14**	**2,222.10**	**2,222.10**
			30,266,444.72	**147,813.93**	**31,090.83**	
			1,398,618.95	**68,556.57**	**359.97**	
			1,330,300.16	**133,415.15**	**30,730.86**	
TOTAL PORTFOLIO		**30,957,367.27**	**30,365,494.37**	**54,157.79**	**84,888.65**	**84,888.65**

Cash Flow Report

As of December 31, 2022

Payment Date	Transaction Type	CUSIP	Quantity	Security Description	Principal Amount	Income	Total Amount
01/01/2023	Interest	4581X0EE4	550,000.00	Inter-American Dev Bank Note 3.25% Due 7/1/2024	0.00	8,937.50	8,937.50
01/07/2023	Interest	3135G0X24	450,000.00	FNMA Note 1.625% Due 1/7/2025	0.00	3,656.25	3,656.25
01/08/2023	Interest	3130ASME6	500,000.00	FHLB Note 3% Due 7/8/2024	0.00	7,500.00	7,500.00
01/15/2023	Interest	91282CCL3	650,000.00	US Treasury Note 0.375% Due 7/15/2024	0.00	1,218.75	1,218.75
01/15/2023	Paydown	89240BAC2	261,025.12	Toyota Auto Receivables Owners 2021-A A3 0.26% Due 5/15/2025	17,362.12	56.56	17,418.68
01/15/2023	Paydown	02582JJR2	265,000.00	American Express 2021-1 A 0.9% Due 11/15/2026	0.00	198.75	198.75
01/15/2023	Paydown	05522RDC9	380,000.00	Bank of America Credit Card Tr 2020-A1 A1 0.34% Due 5/15/2026	0.00	107.67	107.67
01/15/2023	Paydown	44918MAD2	250,000.00	Hyundai Auto Receivables 2022-B A3 3.72% Due 11/16/2026	0.00	775.00	775.00
01/15/2023	Paydown	47800AAC4	130,000.00	John Deere Owner Trust 2022-B A3 3.74% Due 2/16/2027	0.00	405.17	405.17
01/15/2023	Paydown	47800BAC2	170,000.00	John Deere Owner Trust 2022-C A3 5.09% Due 6/15/2027	0.00	721.08	721.08
01/16/2023	Paydown	362585AC5	250,000.00	GM Financial Securitized ART 2022-2 A3 3.1% Due 2/16/2027	0.00	645.83	645.83
01/16/2023	Paydown	362554AC1	200,000.00	GM Financial Securitized Term 2021-4 A3 0.68% Due 9/16/2026	0.00	113.33	113.33
01/18/2023	Paydown	43815EAC8	350,000.00	Honda Auto Receivables 2021-3 A3 0.41% Due 11/18/2025	0.00	119.58	119.58
01/19/2023	Paydown	3137BFXT3	380,000.00	FHLMC K042 A2 2.67% Due 12/25/2024	0.00	845.50	845.50
01/20/2023	Paydown	92348KAV5	115,000.00	Verizon Master Trust 2022-5 A1A 3.72% Due 7/20/2027	0.00	356.50	356.50
01/21/2023	Paydown	3137BTU25	0.00	FHLMC K724 A2 3.062% Due 11/25/2023	498.13	899.49	1,397.62
01/21/2023	Paydown	3137BFXT3	0.00	FHLMC K042 A2 2.67% Due 12/25/2024	0.00	845.50	845.50

Cash Flow Report

As of December 31, 2022

Payment Date	Transaction Type	CUSIP	Quantity	Security Description	Principal Amount	Income	Total Amount
01/21/2023	Paydown	3137BM7C4	0.00	FHLMC K051 A2 3.308% Due 9/25/2025	0.00	1,047.53	1,047.53
01/21/2023	Paydown	3137BHCY1	0.00	FHLMC K044 A2 2.811% Due 1/25/2025	579.18	739.28	1,318.46
01/21/2023	Paydown	3137BTAC5	0.00	FHLMC K060 A2 3.3% Due 10/25/2026	0.00	1,100.00	1,100.00
01/21/2023	Paydown	3137F2LJ3	0.00	FHLMC K066 A2 3.117% Due 6/25/2027	0.00	1,039.00	1,039.00
01/25/2023	Paydown	3137BM7C4	380,000.00	FHLMC K051 A2 3.308% Due 9/25/2025	0.00	1,047.53	1,047.53
01/25/2023	Paydown	3137BTU25	352,013.33	FHLMC K724 A2 3.062% Due 11/25/2023	34,208.38	898.22	35,106.60
01/25/2023	Paydown	3137BNGT5	390,000.00	FHLMC K054 A2 2.745% Due 1/25/2026	0.00	892.13	892.13
01/25/2023	Paydown	3137F2LJ3	400,000.00	FHLMC K066 A2 3.117% Due 6/25/2027	0.00	1,039.00	1,039.00
01/25/2023	Paydown	3137BHCY1	315,016.95	FHLMC K044 A2 2.811% Due 1/25/2025	12,117.75	737.93	12,855.68
01/25/2023	Paydown	3137BTAC5	400,000.00	FHLMC K060 A2 3.3% Due 10/25/2026	0.00	1,100.00	1,100.00
01/29/2023	Interest	459058EP4	500,000.00	Intl. Bank Recon & Development Note 2.5% Due 7/29/2025	0.00	6,250.00	6,250.00
01/31/2023	Interest	91282CAB7	650,000.00	US Treasury Note 0.25% Due 7/31/2025	0.00	812.50	812.50
01/31/2023	Interest	9128285Z9	600,000.00	US Treasury Note 2.5% Due 1/31/2024	0.00	7,500.00	7,500.00
JAN 2023					**64,765.56**	**51,605.58**	**116,371.14**
02/15/2023	Interest	194162AM5	160,000.00	Colgate Palmolive Co. Note 3.1% Due 8/15/2025	0.00	2,562.67	2,562.67
02/15/2023	Interest	912828B66	600,000.00	US Treasury Note 2.75% Due 2/15/2024	0.00	8,250.00	8,250.00
02/15/2023	Interest	912828J27	600,000.00	US Treasury Note 2% Due 2/15/2025	0.00	6,000.00	6,000.00

Cash Flow Report

As of December 31, 2022

Payment Date	Transaction Type	CUSIP	Quantity	Security Description	Principal Amount	Income	Total Amount
02/15/2023	Interest	3133ENG20	500,000.00	FFCB Note 3.3% Due 8/15/2024	0.00	8,250.00	8,250.00
02/15/2023	Interest	91282CCT6	625,000.00	US Treasury Note 0.375% Due 8/15/2024	0.00	1,171.88	1,171.88
02/15/2023	Interest	26442UAA2	550,000.00	Duke Energy Progress LLC Callable Note Cont 5/15/25 3.25% Due 8/15/2025	0.00	8,937.50	8,937.50
02/15/2023	Paydown	47800AAC4	130,000.00	John Deere Owner Trust 2022-B A3 3.74% Due 2/16/2027	0.00	405.17	405.17
02/15/2023	Paydown	02582JJR2	265,000.00	American Express 2021-1 A 0.9% Due 11/15/2026	0.00	198.75	198.75
02/15/2023	Paydown	47800BAC2	170,000.00	John Deere Owner Trust 2022-C A3 5.09% Due 6/15/2027	0.00	721.08	721.08
02/15/2023	Paydown	05522RDC9	380,000.00	Bank of America Credit Card Tr 2020-A1 A1 0.34% Due 5/15/2026	0.00	107.67	107.67
02/15/2023	Paydown	44918MAD2	250,000.00	Hyundai Auto Receivables 2022-B A3 3.72% Due 11/16/2026	0.00	775.00	775.00
02/15/2023	Paydown	89240BAC2	261,025.12	Toyota Auto Receivables Owners 2021-A A3 0.26% Due 5/15/2025	17,367.77	52.79	17,420.56
02/16/2023	Paydown	362554AC1	200,000.00	GM Financial Securitized Term 2021-4 A3 0.68% Due 9/16/2026	0.00	113.33	113.33
02/16/2023	Paydown	362585AC5	250,000.00	GM Financial Securitized ART 2022-2 A3 3.1% Due 2/16/2027	0.00	645.83	645.83
02/18/2023	Paydown	43815EAC8	350,000.00	Honda Auto Receivables 2021-3 A3 0.41% Due 11/18/2025	0.00	119.58	119.58
02/19/2023	Paydown	3137BFXT3	380,000.00	FHLMC K042 A2 2.67% Due 12/25/2024	0.00	845.50	845.50
02/20/2023	Paydown	92348KAV5	115,000.00	Verizon Master Trust 2022-5 A1A 3.72% Due 7/20/2027	0.00	356.50	356.50
02/24/2023	Interest	3137EAEV7	550,000.00	FHLMC Note 0.25% Due 8/24/2023	0.00	687.50	687.50
02/25/2023	Interest	3135G05X7	400,000.00	FNMA Note 0.375% Due 8/25/2025	0.00	750.00	750.00

Cash Flow Report

As of December 31, 2022

Payment Date	Transaction Type	CUSIP	Quantity	Security Description	Principal Amount	Income	Total Amount
02/25/2023	Paydown	3137BNGT5	390,000.00	FHLMC K054 A2 2.745% Due 1/25/2026	0.00	892.13	892.13
02/25/2023	Paydown	3137BTU25	352,013.33	FHLMC K724 A2 3.062% Due 11/25/2023	33,753.09	810.93	34,564.02
02/25/2023	Paydown	3137BM7C4	380,000.00	FHLMC K051 A2 3.308% Due 9/25/2025	0.00	1,047.53	1,047.53
02/25/2023	Paydown	3137BTAC5	400,000.00	FHLMC K060 A2 3.3% Due 10/25/2026	0.00	1,100.00	1,100.00
02/25/2023	Paydown	3137F2LJ3	400,000.00	FHLMC K066 A2 3.117% Due 6/25/2027	0.00	1,039.00	1,039.00
02/25/2023	Paydown	3137BHCY1	315,016.95	FHLMC K044 A2 2.811% Due 1/25/2025	12,157.01	709.54	12,866.55
FEB 2023					**63,277.87**	**46,549.88**	**109,827.75**
03/05/2023	Interest	06051GHF9	550,000.00	Bank of America Corp Callable Note 1X 3/5/2023 3.55% Due 3/5/2024	0.00	9,762.50	9,762.50
03/08/2023	Interest	3130A0XE5	365,000.00	FHLB Note 3.25% Due 3/8/2024	0.00	5,931.25	5,931.25
03/08/2023	Interest	313383YJ4	550,000.00	FHLB Note 3.375% Due 9/8/2023	0.00	9,281.25	9,281.25
03/09/2023	Interest	931142EW9	480,000.00	Wal-Mart Stores Note 3.9% Due 9/9/2025	0.00	9,360.00	9,360.00
03/15/2023	Interest	91282CCX7	650,000.00	US Treasury Note 0.375% Due 9/15/2024	0.00	1,218.75	1,218.75
03/15/2023	Interest	91282CED9	600,000.00	US Treasury Note 1.75% Due 3/15/2025	0.00	5,250.00	5,250.00
03/15/2023	Paydown	02582JJR2	265,000.00	American Express 2021-1 A 0.9% Due 11/15/2026	0.00	198.75	198.75
03/15/2023	Paydown	05522RDC9	380,000.00	Bank of America Credit Card Tr 2020-A1 A1 0.34% Due 5/15/2026	0.00	107.67	107.67
03/15/2023	Paydown	47800AAC4	130,000.00	John Deere Owner Trust 2022-B A3 3.74% Due 2/16/2027	0.00	405.17	405.17
03/15/2023	Paydown	47800BAC2	170,000.00	John Deere Owner Trust 2022-C A3 5.09% Due 6/15/2027	0.00	721.08	721.08

Cash Flow Report

As of December 31, 2022

Payment Date	Transaction Type	CUSIP	Quantity	Security Description	Principal Amount	Income	Total Amount
03/15/2023	Paydown	89240BAC2	261,025.12	Toyota Auto Receivables Owners 2021-A A3 0.26% Due 5/15/2025	17,373.41	49.03	17,422.44
03/15/2023	Paydown	44918MAD2	250,000.00	Hyundai Auto Receivables 2022-B A3 3.72% Due 11/16/2026	0.00	775.00	775.00
03/16/2023	Paydown	362585AC5	250,000.00	GM Financial Securitized ART 2022-2 A3 3.1% Due 2/16/2027	0.00	645.83	645.83
03/16/2023	Paydown	362554AC1	200,000.00	GM Financial Securitized Term 2021-4 A3 0.68% Due 9/16/2026	0.00	113.33	113.33
03/18/2023	Paydown	43815EAC8	350,000.00	Honda Auto Receivables 2021-3 A3 0.41% Due 11/18/2025	16,633.36	119.58	16,752.94
03/19/2023	Paydown	3137BFXT3	380,000.00	FHLMC K042 A2 2.67% Due 12/25/2024	0.00	845.50	845.50
03/20/2023	Paydown	92348KAV5	115,000.00	Verizon Master Trust 2022-5 A1A 3.72% Due 7/20/2027	0.00	356.50	356.50
03/21/2023	Interest	3133EMAM4	450,000.00	FFCB Callable Note Cont 9/21/2022 0.25% Due 9/21/2023	0.00	562.50	562.50
03/25/2023	Paydown	3137BTU25	352,013.33	FHLMC K724 A2 3.062% Due 11/25/2023	33,302.50	724.81	34,027.31
03/25/2023	Paydown	3137BNGT5	390,000.00	FHLMC K054 A2 2.745% Due 1/25/2026	0.00	892.13	892.13
03/25/2023	Paydown	3137BHCY1	315,016.95	FHLMC K044 A2 2.811% Due 1/25/2025	12,196.39	681.06	12,877.45
03/25/2023	Paydown	3137BTAC5	400,000.00	FHLMC K060 A2 3.3% Due 10/25/2026	0.00	1,100.00	1,100.00
03/25/2023	Paydown	3137F2LJ3	400,000.00	FHLMC K066 A2 3.117% Due 6/25/2027	0.00	1,039.00	1,039.00
03/25/2023	Paydown	3137BM7C4	380,000.00	FHLMC K051 A2 3.308% Due 9/25/2025	0.00	1,047.53	1,047.53
03/31/2023	Interest	91282CEG2	230,000.00	US Treasury Note 2.25% Due 3/31/2024	0.00	2,587.50	2,587.50
MAR 2023					**79,505.66**	**53,775.72**	**133,281.38**
04/13/2023	Interest	023135CE4	550,000.00	Amazon.com Inc Note 3% Due 4/13/2025	0.00	8,250.00	8,250.00

Cash Flow Report

As of December 31, 2022

Payment Date	Transaction Type	CUSIP	Quantity	Security Description	Principal Amount	Income	Total Amount
04/15/2023	Interest	91282CAP6	625,000.00	US Treasury Note 0.125% Due 10/15/2023	0.00	390.63	390.63
04/15/2023	Interest	91282CDB4	625,000.00	US Treasury Note 0.625% Due 10/15/2024	0.00	1,953.13	1,953.13
04/15/2023	Interest	91282CBV2	625,000.00	US Treasury Note 0.375% Due 4/15/2024	0.00	1,171.88	1,171.88
04/15/2023	Interest	91282CEH0	900,000.00	US Treasury Note 2.625% Due 4/15/2025	0.00	11,812.50	11,812.50
04/15/2023	Maturity	912828ZH6	625,000.00	US Treasury Note 0.25% Due 4/15/2023	625,000.00	781.25	625,781.25
04/15/2023	Paydown	89240BAC2	261,025.12	Toyota Auto Receivables Owners 2021-A A3 0.26% Due 5/15/2025	17,379.05	45.27	17,424.32
04/15/2023	Paydown	02582JJR2	265,000.00	American Express 2021-1 A 0.9% Due 11/15/2026	0.00	198.75	198.75
04/15/2023	Paydown	44918MAD2	250,000.00	Hyundai Auto Receivables 2022-B A3 3.72% Due 11/16/2026	0.00	775.00	775.00
04/15/2023	Paydown	47800AAC4	130,000.00	John Deere Owner Trust 2022-B A3 3.74% Due 2/16/2027	0.00	405.17	405.17
04/15/2023	Paydown	05522RDC9	380,000.00	Bank of America Credit Card Tr 2020-A1 A1 0.34% Due 5/15/2026	0.00	107.67	107.67
04/15/2023	Paydown	47800BAC2	170,000.00	John Deere Owner Trust 2022-C A3 5.09% Due 6/15/2027	0.00	721.08	721.08
04/16/2023	Paydown	362554AC1	200,000.00	GM Financial Securitized Term 2021-4 A3 0.68% Due 9/16/2026	0.00	113.33	113.33
04/16/2023	Paydown	362585AC5	250,000.00	GM Financial Securitized ART 2022-2 A3 3.1% Due 2/16/2027	0.00	645.83	645.83
04/18/2023	Paydown	43815EAC8	350,000.00	Honda Auto Receivables 2021-3 A3 0.41% Due 11/18/2025	16,636.68	113.90	16,750.58
04/19/2023	Paydown	3137BFXT3	380,000.00	FHLMC K042 A2 2.67% Due 12/25/2024	0.00	845.50	845.50
04/20/2023	Paydown	92348KAV5	115,000.00	Verizon Master Trust 2022-5 A1A 3.72% Due 7/20/2027	0.00	356.50	356.50
04/25/2023	Paydown	3137BNGT5	390,000.00	FHLMC K054 A2 2.745% Due 1/25/2026	0.00	892.13	892.13

Cash Flow Report

As of December 31, 2022

Payment Date	Transaction Type	CUSIP	Quantity	Security Description	Principal Amount	Income	Total Amount
04/25/2023	Paydown	3137BHCY1	315,016.95	FHLMC K044 A2 2.811% Due 1/25/2025	12,235.89	652.49	12,888.38
04/25/2023	Paydown	3137BTAC5	400,000.00	FHLMC K060 A2 3.3% Due 10/25/2026	0.00	1,100.00	1,100.00
04/25/2023	Paydown	3137BTU25	352,013.33	FHLMC K724 A2 3.062% Due 11/25/2023	32,856.58	639.83	33,496.41
04/25/2023	Paydown	3137BM7C4	380,000.00	FHLMC K051 A2 3.308% Due 9/25/2025	0.00	1,047.53	1,047.53
04/25/2023	Paydown	3137F2LJ3	400,000.00	FHLMC K066 A2 3.117% Due 6/25/2027	0.00	1,039.00	1,039.00
APR 2023					**704,108.20**	**34,058.37**	**738,166.57**
05/01/2023	Interest	06367WB85	575,000.00	Bank of Montreal Note 1.85% Due 5/1/2025	0.00	5,318.75	5,318.75
05/09/2023	Interest	3130APU29	500,000.00	FHLB Note 0.5% Due 11/9/2023	0.00	1,250.00	1,250.00
05/11/2023	Interest	037833CU2	550,000.00	Apple Inc Callable Note Cont 3/11/2024 2.85% Due 5/11/2024	0.00	7,837.50	7,837.50
05/15/2023	Interest	912828G38	625,000.00	US Treasury Note 2.25% Due 11/15/2024	0.00	7,031.25	7,031.25
05/15/2023	Interest	912828U24	270,000.00	US Treasury Note 2% Due 11/15/2026	0.00	2,700.00	2,700.00
05/15/2023	Interest	912828WJ5	600,000.00	US Treasury Note 2.5% Due 5/15/2024	0.00	7,500.00	7,500.00
05/15/2023	Interest	912828XB1	600,000.00	US Treasury Note 2.125% Due 5/15/2025	0.00	6,375.00	6,375.00
05/15/2023	Interest	91282CFW6	600,000.00	US Treasury Note 4.5% Due 11/15/2025	0.00	13,500.00	13,500.00
05/15/2023	Paydown	89240BAC2	261,025.12	Toyota Auto Receivables Owners 2021-A A3 0.26% Due 5/15/2025	17,384.70	41.50	17,426.20
05/15/2023	Paydown	02582JJR2	265,000.00	American Express 2021-1 A 0.9% Due 11/15/2026	0.00	198.75	198.75
05/15/2023	Paydown	05522RDC9	380,000.00	Bank of America Credit Card Tr 2020-A1 A1 0.34% Due 5/15/2026	0.00	107.67	107.67

Cash Flow Report

As of December 31, 2022

Payment Date	Transaction Type	CUSIP	Quantity	Security Description	Principal Amount	Income	Total Amount
05/15/2023	Paydown	44918MAD2	250,000.00	Hyundai Auto Receivables 2022-B A3 3.72% Due 11/16/2026	0.00	775.00	775.00
05/15/2023	Paydown	47800AAC4	130,000.00	John Deere Owner Trust 2022-B A3 3.74% Due 2/16/2027	0.00	405.17	405.17
05/15/2023	Paydown	47800BAC2	170,000.00	John Deere Owner Trust 2022-C A3 5.09% Due 6/15/2027	0.00	721.08	721.08
05/16/2023	Paydown	362585AC5	250,000.00	GM Financial Securitized ART 2022-2 A3 3.1% Due 2/16/2027	0.00	645.83	645.83
05/16/2023	Paydown	362554AC1	200,000.00	GM Financial Securitized Term 2021-4 A3 0.68% Due 9/16/2026	0.00	113.33	113.33
05/18/2023	Paydown	43815EAC8	350,000.00	Honda Auto Receivables 2021-3 A3 0.41% Due 11/18/2025	16,640.01	108.22	16,748.23
05/19/2023	Paydown	3137BFXT3	380,000.00	FHLMC K042 A2 2.67% Due 12/25/2024	0.00	845.50	845.50
05/20/2023	Paydown	92348KAV5	115,000.00	Verizon Master Trust 2022-5 A1A 3.72% Due 7/20/2027	0.00	356.50	356.50
05/25/2023	Paydown	3137BHCY1	315,016.95	FHLMC K044 A2 2.811% Due 1/25/2025	12,275.52	623.83	12,899.35
05/25/2023	Paydown	3137BTAC5	400,000.00	FHLMC K060 A2 3.3% Due 10/25/2026	0.00	1,100.00	1,100.00
05/25/2023	Paydown	3137BM7C4	380,000.00	FHLMC K051 A2 3.308% Due 9/25/2025	0.00	1,047.53	1,047.53
05/25/2023	Paydown	3137BTU25	352,013.33	FHLMC K724 A2 3.062% Due 11/25/2023	32,415.28	555.99	32,971.27
05/25/2023	Paydown	3137BNGT5	390,000.00	FHLMC K054 A2 2.745% Due 1/25/2026	0.00	892.13	892.13
05/25/2023	Paydown	3137F2LJ3	400,000.00	FHLMC K066 A2 3.117% Due 6/25/2027	0.00	1,039.00	1,039.00
MAY 2023					**78,715.51**	**61,089.53**	**139,805.04**
06/05/2023	Interest	06051GHF9	550,000.00	Bank of America Corp Callable Note 1X 3/5/2023 3.55% Due 3/5/2024	0.00	7,965.69	7,965.69
06/08/2023	Interest	3130A0F70	450,000.00	FHLB Note 3.375% Due 12/8/2023	0.00	7,593.75	7,593.75

Cash Flow Report

As of December 31, 2022

Payment Date	Transaction Type	CUSIP	Quantity	Security Description	Principal Amount	Income	Total Amount
06/09/2023	Maturity	3133834G3	70,000.00	FHLB Note 2.125% Due 6/9/2023	70,000.00	743.75	70,743.75
06/13/2023	Interest	06406RBF3	550,000.00	Bank of NY Mellon Corp Callable Note Cont 6/13/2024 3.43% Due 6/13/2025	0.00	9,432.50	9,432.50
06/14/2023	Interest	92826CAD4	500,000.00	Visa Inc Callable Note Cont 9/14/2025 3.15% Due 12/14/2025	0.00	7,875.00	7,875.00
06/14/2023	Interest	46647PDE3	550,000.00	JP Morgan Chase & Co Callable Note Cont 6/14/2025 3.845% Due 6/14/2025	0.00	10,691.24	10,691.24
06/15/2023	Interest	91282CGA3	335,000.00	US Treasury Note 4% Due 12/15/2025	0.00	6,700.00	6,700.00
06/15/2023	Interest	91282CDN8	650,000.00	US Treasury Note 1% Due 12/15/2024	0.00	3,250.00	3,250.00
06/15/2023	Maturity	912828ZU7	625,000.00	US Treasury Note 0.25% Due 6/15/2023	625,000.00	781.25	625,781.25
06/15/2023	Paydown	05522RDC9	380,000.00	Bank of America Credit Card Tr 2020-A1 A1 0.34% Due 5/15/2026	0.00	107.67	107.67
06/15/2023	Paydown	47800BAC2	170,000.00	John Deere Owner Trust 2022-C A3 5.09% Due 6/15/2027	0.00	721.08	721.08
06/15/2023	Paydown	44918MAD2	250,000.00	Hyundai Auto Receivables 2022-B A3 3.72% Due 11/16/2026	0.00	775.00	775.00
06/15/2023	Paydown	89240BAC2	261,025.12	Toyota Auto Receivables Owners 2021-A A3 0.26% Due 5/15/2025	17,390.36	37.73	17,428.09
06/15/2023	Paydown	02582JJR2	265,000.00	American Express 2021-1 A 0.9% Due 11/15/2026	0.00	198.75	198.75
06/15/2023	Paydown	47800AAC4	130,000.00	John Deere Owner Trust 2022-B A3 3.74% Due 2/16/2027	0.00	405.17	405.17
06/16/2023	Paydown	362554AC1	200,000.00	GM Financial Securitized Term 2021-4 A3 0.68% Due 9/16/2026	0.00	113.33	113.33
06/16/2023	Paydown	362585AC5	250,000.00	GM Financial Securitized ART 2022-2 A3 3.1% Due 2/16/2027	0.00	645.83	645.83
06/17/2023	Interest	3133ENYX2	375,000.00	FFCB Note 3.25% Due 6/17/2024	0.00	6,093.75	6,093.75

Cash Flow Report

As of December 31, 2022

Payment Date	Transaction Type	CUSIP	Quantity	Security Description	Principal Amount	Income	Total Amount
06/18/2023	Paydown	43815EAC8	350,000.00	Honda Auto Receivables 2021-3 A3 0.41% Due 11/18/2025	16,643.34	102.53	16,745.87
06/19/2023	Paydown	3137BFXT3	380,000.00	FHLMC K042 A2 2.67% Due 12/25/2024	0.00	845.50	845.50
06/20/2023	Interest	3130AQF40	400,000.00	FHLB Note 1% Due 12/20/2024	0.00	2,000.00	2,000.00
06/20/2023	Paydown	92348KAV5	115,000.00	Verizon Master Trust 2022-5 A1A 3.72% Due 7/20/2027	0.00	356.50	356.50
06/25/2023	Paydown	3137BHCY1	315,016.95	FHLMC K044 A2 2.811% Due 1/25/2025	12,315.28	595.08	12,910.36
06/25/2023	Paydown	3137BTAC5	400,000.00	FHLMC K060 A2 3.3% Due 10/25/2026	0.00	1,100.00	1,100.00
06/25/2023	Paydown	3137F2LJ3	400,000.00	FHLMC K066 A2 3.117% Due 6/25/2027	0.00	1,039.00	1,039.00
06/25/2023	Paydown	3137BM7C4	380,000.00	FHLMC K051 A2 3.308% Due 9/25/2025	0.00	1,047.53	1,047.53
06/25/2023	Paydown	3137BNGT5	390,000.00	FHLMC K054 A2 2.745% Due 1/25/2026	0.00	892.13	892.13
06/25/2023	Paydown	3137BTU25	352,013.33	FHLMC K724 A2 3.062% Due 11/25/2023	31,978.55	473.28	32,451.83
06/28/2023	Interest	3130ASDS5	365,000.00	FHLB Note 2.75% Due 6/28/2024	0.00	5,018.75	5,018.75
06/30/2023	Interest	912828XX3	500,000.00	US Treasury Note 2% Due 6/30/2024	0.00	5,000.00	5,000.00
JUN 2023					**773,327.53**	**82,601.79**	**855,929.32**
07/01/2023	Interest	4581X0EE4	550,000.00	Inter-American Dev Bank Note 3.25% Due 7/1/2024	0.00	8,937.50	8,937.50
07/07/2023	Interest	3135G0X24	450,000.00	FNMA Note 1.625% Due 1/7/2025	0.00	3,656.25	3,656.25
07/08/2023	Interest	3130ASME6	500,000.00	FHLB Note 3% Due 7/8/2024	0.00	7,500.00	7,500.00
07/15/2023	Interest	91282CCL3	650,000.00	US Treasury Note 0.375% Due 7/15/2024	0.00	1,218.75	1,218.75

Cash Flow Report

As of December 31, 2022

Payment Date	Transaction Type	CUSIP	Quantity	Security Description	Principal Amount	Income	Total Amount
07/15/2023	Paydown	89240BAC2	261,025.12	Toyota Auto Receivables Owners 2021-A A3 0.26% Due 5/15/2025	17,396.00	33.97	17,429.97
07/15/2023	Paydown	44918MAD2	250,000.00	Hyundai Auto Receivables 2022-B A3 3.72% Due 11/16/2026	0.00	775.00	775.00
07/15/2023	Paydown	02582JJR2	265,000.00	American Express 2021-1 A 0.9% Due 11/15/2026	0.00	198.75	198.75
07/15/2023	Paydown	05522RDC9	380,000.00	Bank of America Credit Card Tr 2020-A1 A1 0.34% Due 5/15/2026	0.00	107.67	107.67
07/15/2023	Paydown	47800AAC4	130,000.00	John Deere Owner Trust 2022-B A3 3.74% Due 2/16/2027	0.00	405.17	405.17
07/15/2023	Paydown	47800BAC2	170,000.00	John Deere Owner Trust 2022-C A3 5.09% Due 6/15/2027	0.00	721.08	721.08
07/16/2023	Paydown	362585AC5	250,000.00	GM Financial Securitized ART 2022-2 A3 3.1% Due 2/16/2027	0.00	645.83	645.83
07/16/2023	Paydown	362554AC1	200,000.00	GM Financial Securitized Term 2021-4 A3 0.68% Due 9/16/2026	9,501.61	113.33	9,614.94
07/18/2023	Paydown	43815EAC8	350,000.00	Honda Auto Receivables 2021-3 A3 0.41% Due 11/18/2025	16,646.67	96.84	16,743.51
07/19/2023	Paydown	3137BFXT3	380,000.00	FHLMC K042 A2 2.67% Due 12/25/2024	0.00	845.50	845.50
07/20/2023	Paydown	92348KAV5	115,000.00	Verizon Master Trust 2022-5 A1A 3.72% Due 7/20/2027	0.00	356.50	356.50
07/25/2023	Paydown	3137BM7C4	380,000.00	FHLMC K051 A2 3.308% Due 9/25/2025	0.00	1,047.53	1,047.53
07/25/2023	Paydown	3137BHCY1	315,016.95	FHLMC K044 A2 2.811% Due 1/25/2025	12,355.17	566.23	12,921.40
07/25/2023	Paydown	3137BTAC5	400,000.00	FHLMC K060 A2 3.3% Due 10/25/2026	0.00	1,100.00	1,100.00
07/25/2023	Paydown	3137F2LJ3	400,000.00	FHLMC K066 A2 3.117% Due 6/25/2027	0.00	1,039.00	1,039.00
07/25/2023	Paydown	3137BNGT5	390,000.00	FHLMC K054 A2 2.745% Due 1/25/2026	0.00	892.13	892.13
07/25/2023	Paydown	3137BTU25	352,013.33	FHLMC K724 A2 3.062% Due 11/25/2023	31,546.35	391.68	31,938.03

Cash Flow Report

As of December 31, 2022

Payment Date	Transaction Type	CUSIP	Quantity	Security Description	Principal Amount	Income	Total Amount
07/29/2023	Interest	459058EP4	500,000.00	Intl. Bank Recon & Development Note 2.5% Due 7/29/2025	0.00	6,250.00	6,250.00
07/31/2023	Interest	9128285Z9	600,000.00	US Treasury Note 2.5% Due 1/31/2024	0.00	7,500.00	7,500.00
07/31/2023	Interest	91282CAB7	650,000.00	US Treasury Note 0.25% Due 7/31/2025	0.00	812.50	812.50
07/31/2023	Maturity	06417MB53	500,000.00	Bank of Nova Scotia Houston Yankee CD 3.7% Due 7/31/2023	500,000.00	18,859.72	518,859.72
JUL 2023					**587,445.80**	**64,070.93**	**651,516.73**
08/15/2023	Interest	3133ENG20	500,000.00	FFCB Note 3.3% Due 8/15/2024	0.00	8,250.00	8,250.00
08/15/2023	Interest	912828B66	600,000.00	US Treasury Note 2.75% Due 2/15/2024	0.00	8,250.00	8,250.00
08/15/2023	Interest	912828J27	600,000.00	US Treasury Note 2% Due 2/15/2025	0.00	6,000.00	6,000.00
08/15/2023	Interest	194162AM5	160,000.00	Colgate Palmolive Co. Note 3.1% Due 8/15/2025	0.00	2,480.00	2,480.00
08/15/2023	Interest	26442UAA2	550,000.00	Duke Energy Progress LLC Callable Note Cont 5/15/25 3.25% Due 8/15/2025	0.00	8,937.50	8,937.50
08/15/2023	Interest	91282CCT6	625,000.00	US Treasury Note 0.375% Due 8/15/2024	0.00	1,171.88	1,171.88
08/15/2023	Paydown	44918MAD2	250,000.00	Hyundai Auto Receivables 2022-B A3 3.72% Due 11/16/2026	0.00	775.00	775.00
08/15/2023	Paydown	47800AAC4	130,000.00	John Deere Owner Trust 2022-B A3 3.74% Due 2/16/2027	0.00	405.17	405.17
08/15/2023	Paydown	02582JJR2	265,000.00	American Express 2021-1 A 0.9% Due 11/15/2026	0.00	198.75	198.75
08/15/2023	Paydown	89240BAC2	261,025.12	Toyota Auto Receivables Owners 2021-A A3 0.26% Due 5/15/2025	17,401.65	30.20	17,431.85
08/15/2023	Paydown	47800BAC2	170,000.00	John Deere Owner Trust 2022-C A3 5.09% Due 6/15/2027	0.00	721.08	721.08
08/15/2023	Paydown	05522RDC9	380,000.00	Bank of America Credit Card Tr 2020-A1 A1 0.34% Due 5/15/2026	0.00	107.67	107.67

Cash Flow Report

As of December 31, 2022

Payment Date	Transaction Type	CUSIP	Quantity	Security Description	Principal Amount	Income	Total Amount
08/16/2023	Paydown	362585AC5	250,000.00	GM Financial Securitized ART 2022-2 A3 3.1% Due 2/16/2027	0.00	645.83	645.83
08/16/2023	Paydown	362554AC1	200,000.00	GM Financial Securitized Term 2021-4 A3 0.68% Due 9/16/2026	9,503.82	107.95	9,611.77
08/18/2023	Paydown	43815EAC8	350,000.00	Honda Auto Receivables 2021-3 A3 0.41% Due 11/18/2025	16,649.99	91.16	16,741.15
08/19/2023	Paydown	3137BFXT3	380,000.00	FHLMC K042 A2 2.67% Due 12/25/2024	0.00	845.50	845.50
08/20/2023	Paydown	92348KAV5	115,000.00	Verizon Master Trust 2022-5 A1A 3.72% Due 7/20/2027	0.00	356.50	356.50
08/24/2023	Maturity	3137EAEV7	550,000.00	FHLMC Note 0.25% Due 8/24/2023	550,000.00	687.50	550,687.50
08/25/2023	Interest	3135G05X7	400,000.00	FNMA Note 0.375% Due 8/25/2025	0.00	750.00	750.00
08/25/2023	Paydown	3137BNGT5	390,000.00	FHLMC K054 A2 2.745% Due 1/25/2026	0.00	892.13	892.13
08/25/2023	Paydown	3137BHCY1	315,016.95	FHLMC K044 A2 2.811% Due 1/25/2025	12,395.19	537.29	12,932.48
08/25/2023	Paydown	3137BTAC5	400,000.00	FHLMC K060 A2 3.3% Due 10/25/2026	0.00	1,100.00	1,100.00
08/25/2023	Paydown	3137BTU25	352,013.33	FHLMC K724 A2 3.062% Due 11/25/2023	31,118.65	311.18	31,429.83
08/25/2023	Paydown	3137BM7C4	380,000.00	FHLMC K051 A2 3.308% Due 9/25/2025	0.00	1,047.53	1,047.53
08/25/2023	Paydown	3137F2LJ3	400,000.00	FHLMC K066 A2 3.117% Due 6/25/2027	0.00	1,039.00	1,039.00
AUG 2023					**637,069.30**	**45,738.82**	**682,808.12**
09/05/2023	Interest	06051GHF9	550,000.00	Bank of America Corp Callable Note 1X 3/5/2023 3.55% Due 3/5/2024	0.00	7,965.69	7,965.69
09/08/2023	Interest	3130A0XE5	365,000.00	FHLB Note 3.25% Due 3/8/2024	0.00	5,931.25	5,931.25
09/08/2023	Maturity	313383YJ4	550,000.00	FHLB Note 3.375% Due 9/8/2023	550,000.00	9,281.25	559,281.25

Cash Flow Report

As of December 31, 2022

Payment Date	Transaction Type	CUSIP	Quantity	Security Description	Principal Amount	Income	Total Amount
09/09/2023	Interest	931142EW9	480,000.00	Wal-Mart Stores Note 3.9% Due 9/9/2025	0.00	9,360.00	9,360.00
09/15/2023	Interest	91282CCX7	650,000.00	US Treasury Note 0.375% Due 9/15/2024	0.00	1,218.75	1,218.75
09/15/2023	Interest	91282CED9	600,000.00	US Treasury Note 1.75% Due 3/15/2025	0.00	5,250.00	5,250.00
09/15/2023	Paydown	89240BAC2	261,025.12	Toyota Auto Receivables Owners 2021-A A3 0.26% Due 5/15/2025	17,407.31	26.43	17,433.74
09/15/2023	Paydown	02582JJR2	265,000.00	American Express 2021-1 A 0.9% Due 11/15/2026	0.00	198.75	198.75
09/15/2023	Paydown	05522RDC9	380,000.00	Bank of America Credit Card Tr 2020-A1 A1 0.34% Due 5/15/2026	0.00	107.67	107.67
09/15/2023	Paydown	44918MAD2	250,000.00	Hyundai Auto Receivables 2022-B A3 3.72% Due 11/16/2026	0.00	775.00	775.00
09/15/2023	Paydown	47800AAC4	130,000.00	John Deere Owner Trust 2022-B A3 3.74% Due 2/16/2027	0.00	405.17	405.17
09/15/2023	Paydown	47800BAC2	170,000.00	John Deere Owner Trust 2022-C A3 5.09% Due 6/15/2027	0.00	721.08	721.08
09/16/2023	Paydown	362585AC5	250,000.00	GM Financial Securitized ART 2022-2 A3 3.1% Due 2/16/2027	0.00	645.83	645.83
09/16/2023	Paydown	362554AC1	200,000.00	GM Financial Securitized Term 2021-4 A3 0.68% Due 9/16/2026	9,506.04	102.56	9,608.60
09/18/2023	Paydown	43815EAC8	350,000.00	Honda Auto Receivables 2021-3 A3 0.41% Due 11/18/2025	16,653.33	85.47	16,738.80
09/19/2023	Paydown	3137BFXT3	380,000.00	FHLMC K042 A2 2.67% Due 12/25/2024	0.00	845.50	845.50
09/20/2023	Paydown	92348KAV5	115,000.00	Verizon Master Trust 2022-5 A1A 3.72% Due 7/20/2027	0.00	356.50	356.50
09/21/2023	Maturity	3133EMAM4	450,000.00	FFCB Callable Note Cont 9/21/2022 0.25% Due 9/21/2023	450,000.00	562.50	450,562.50
09/25/2023	Paydown	3137BM7C4	380,000.00	FHLMC K051 A2 3.308% Due 9/25/2025	0.00	1,047.53	1,047.53
09/25/2023	Paydown	3137BTU25	352,013.33	FHLMC K724 A2 3.062% Due 11/25/2023	30,695.38	231.78	30,927.16

Cash Flow Report

As of December 31, 2022

Payment Date	Transaction Type	CUSIP	Quantity	Security Description	Principal Amount	Income	Total Amount
09/25/2023	Paydown	3137F2LJ3	400,000.00	FHLMC K066 A2 3.117% Due 6/25/2027	0.00	1,039.00	1,039.00
09/25/2023	Paydown	3137BNGT5	390,000.00	FHLMC K054 A2 2.745% Due 1/25/2026	0.00	892.13	892.13
09/25/2023	Paydown	3137BHCY1	315,016.95	FHLMC K044 A2 2.811% Due 1/25/2025	12,435.35	508.25	12,943.60
09/25/2023	Paydown	3137BTAC5	400,000.00	FHLMC K060 A2 3.3% Due 10/25/2026	0.00	1,100.00	1,100.00
09/30/2023	Interest	91282CEG2	230,000.00	US Treasury Note 2.25% Due 3/31/2024	0.00	2,587.50	2,587.50
SEP 2023					**1,086,697.41**	**51,245.59**	**1,137,943.00**
10/13/2023	Interest	023135CE4	550,000.00	Amazon.com Inc Note 3% Due 4/13/2025	0.00	8,250.00	8,250.00
10/15/2023	Interest	91282CDB4	625,000.00	US Treasury Note 0.625% Due 10/15/2024	0.00	1,953.13	1,953.13
10/15/2023	Interest	91282CBV2	625,000.00	US Treasury Note 0.375% Due 4/15/2024	0.00	1,171.88	1,171.88
10/15/2023	Interest	91282CEH0	900,000.00	US Treasury Note 2.625% Due 4/15/2025	0.00	11,812.50	11,812.50
10/15/2023	Maturity	91282CAP6	625,000.00	US Treasury Note 0.125% Due 10/15/2023	625,000.00	390.63	625,390.63
10/15/2023	Paydown	44918MAD2	250,000.00	Hyundai Auto Receivables 2022-B A3 3.72% Due 11/16/2026	0.00	775.00	775.00
10/15/2023	Paydown	89240BAC2	261,025.12	Toyota Auto Receivables Owners 2021-A A3 0.26% Due 5/15/2025	17,412.97	22.66	17,435.63
10/15/2023	Paydown	05522RDC9	380,000.00	Bank of America Credit Card Tr 2020-A1 A1 0.34% Due 5/15/2026	0.00	107.67	107.67
10/15/2023	Paydown	47800BAC2	170,000.00	John Deere Owner Trust 2022-C A3 5.09% Due 6/15/2027	0.00	721.08	721.08
10/15/2023	Paydown	02582JJR2	265,000.00	American Express 2021-1 A 0.9% Due 11/15/2026	0.00	198.75	198.75
10/15/2023	Paydown	47800AAC4	130,000.00	John Deere Owner Trust 2022-B A3 3.74% Due 2/16/2027	0.00	405.17	405.17

Cash Flow Report

As of December 31, 2022

Payment Date	Transaction Type	CUSIP	Quantity	Security Description	Principal Amount	Income	Total Amount
10/16/2023	Paydown	362554AC1	200,000.00	GM Financial Securitized Term 2021-4 A3 0.68% Due 9/16/2026	9,508.26	97.18	9,605.44
10/16/2023	Paydown	362585AC5	250,000.00	GM Financial Securitized ART 2022-2 A3 3.1% Due 2/16/2027	0.00	645.83	645.83
10/18/2023	Paydown	43815EAC8	350,000.00	Honda Auto Receivables 2021-3 A3 0.41% Due 11/18/2025	16,656.66	79.78	16,736.44
10/19/2023	Paydown	3137BFXT3	380,000.00	FHLMC K042 A2 2.67% Due 12/25/2024	0.00	845.50	845.50
10/20/2023	Paydown	92348KAV5	115,000.00	Verizon Master Trust 2022-5 A1A 3.72% Due 7/20/2027	0.00	356.50	356.50
10/25/2023	Paydown	3137BHCY1	315,016.95	FHLMC K044 A2 2.811% Due 1/25/2025	12,475.63	479.12	12,954.75
10/25/2023	Paydown	3137BTAC5	400,000.00	FHLMC K060 A2 3.3% Due 10/25/2026	0.00	1,100.00	1,100.00
10/25/2023	Paydown	3137BNGT5	390,000.00	FHLMC K054 A2 2.745% Due 1/25/2026	0.00	892.13	892.13
10/25/2023	Paydown	3137BTU25	352,013.33	FHLMC K724 A2 3.062% Due 11/25/2023	30,276.53	153.45	30,429.98
10/25/2023	Paydown	3137BM7C4	380,000.00	FHLMC K051 A2 3.308% Due 9/25/2025	0.00	1,047.53	1,047.53
10/25/2023	Paydown	3137F2LJ3	400,000.00	FHLMC K066 A2 3.117% Due 6/25/2027	0.00	1,039.00	1,039.00
OCT 2023					**711,330.05**	**32,544.49**	**743,874.54**
11/01/2023	Interest	06367WB85	575,000.00	Bank of Montreal Note 1.85% Due 5/1/2025	0.00	5,318.75	5,318.75
11/09/2023	Maturity	3130APU29	500,000.00	FHLB Note 0.5% Due 11/9/2023	500,000.00	1,250.00	501,250.00
11/11/2023	Interest	037833CU2	550,000.00	Apple Inc Callable Note Cont 3/11/2024 2.85% Due 5/11/2024	0.00	7,837.50	7,837.50
11/15/2023	Interest	912828WJ5	600,000.00	US Treasury Note 2.5% Due 5/15/2024	0.00	7,500.00	7,500.00
11/15/2023	Interest	912828XB1	600,000.00	US Treasury Note 2.125% Due 5/15/2025	0.00	6,375.00	6,375.00

Cash Flow Report

As of December 31, 2022

Payment Date	Transaction Type	CUSIP	Quantity	Security Description	Principal Amount	Income	Total Amount
11/15/2023	Interest	912828U24	270,000.00	US Treasury Note 2% Due 11/15/2026	0.00	2,700.00	2,700.00
11/15/2023	Interest	91282CFW6	600,000.00	US Treasury Note 4.5% Due 11/15/2025	0.00	13,500.00	13,500.00
11/15/2023	Interest	912828G38	625,000.00	US Treasury Note 2.25% Due 11/15/2024	0.00	7,031.25	7,031.25
11/15/2023	Paydown	44918MAD2	250,000.00	Hyundai Auto Receivables 2022-B A3 3.72% Due 11/16/2026	0.00	775.00	775.00
11/15/2023	Paydown	89240BAC2	261,025.12	Toyota Auto Receivables Owners 2021-A A3 0.26% Due 5/15/2025	17,418.63	18.88	17,437.51
11/15/2023	Paydown	02582JJR2	265,000.00	American Express 2021-1 A 0.9% Due 11/15/2026	0.00	198.75	198.75
11/15/2023	Paydown	05522RDC9	380,000.00	Bank of America Credit Card Tr 2020-A1 A1 0.34% Due 5/15/2026	0.00	107.67	107.67
11/15/2023	Paydown	47800AAC4	130,000.00	John Deere Owner Trust 2022-B A3 3.74% Due 2/16/2027	0.00	405.17	405.17
11/15/2023	Paydown	47800BAC2	170,000.00	John Deere Owner Trust 2022-C A3 5.09% Due 6/15/2027	0.00	721.08	721.08
11/16/2023	Paydown	362585AC5	250,000.00	GM Financial Securitized ART 2022-2 A3 3.1% Due 2/16/2027	0.00	645.83	645.83
11/16/2023	Paydown	362554AC1	200,000.00	GM Financial Securitized Term 2021-4 A3 0.68% Due 9/16/2026	9,510.48	91.79	9,602.27
11/18/2023	Paydown	43815EAC8	350,000.00	Honda Auto Receivables 2021-3 A3 0.41% Due 11/18/2025	16,659.99	74.09	16,734.08
11/19/2023	Paydown	3137BFXT3	380,000.00	FHLMC K042 A2 2.67% Due 12/25/2024	0.00	845.50	845.50
11/20/2023	Paydown	92348KAV5	115,000.00	Verizon Master Trust 2022-5 A1A 3.72% Due 7/20/2027	0.00	356.50	356.50
11/25/2023	Paydown	3137BM7C4	380,000.00	FHLMC K051 A2 3.308% Due 9/25/2025	0.00	1,047.53	1,047.53
11/25/2023	Paydown	3137BNGT5	390,000.00	FHLMC K054 A2 2.745% Due 1/25/2026	0.00	892.13	892.13
11/25/2023	Paydown	3137BTU25	352,013.33	FHLMC K724 A2 3.062% Due 11/25/2023	29,862.03	76.20	29,938.23

Cash Flow Report

As of December 31, 2022

Payment Date	Transaction Type	CUSIP	Quantity	Security Description	Principal Amount	Income	Total Amount
11/25/2023	Paydown	3137BHCY1	315,016.95	FHLMC K044 A2 2.811% Due 1/25/2025	12,516.03	449.90	12,965.93
11/25/2023	Paydown	3137BTAC5	400,000.00	FHLMC K060 A2 3.3% Due 10/25/2026	0.00	1,100.00	1,100.00
11/25/2023	Paydown	3137F2LJ3	400,000.00	FHLMC K066 A2 3.117% Due 6/25/2027	0.00	1,039.00	1,039.00
NOV 2023					**585,967.16**	**60,357.52**	**646,324.68**
12/05/2023	Interest	06051GHF9	550,000.00	Bank of America Corp Callable Note 1X 3/5/2023 3.55% Due 3/5/2024	0.00	7,879.11	7,879.11
12/08/2023	Maturity	3130A0F70	450,000.00	FHLB Note 3.375% Due 12/8/2023	450,000.00	7,593.75	457,593.75
12/13/2023	Interest	06406RBF3	550,000.00	Bank of NY Mellon Corp Callable Note Cont 6/13/2024 3.43% Due 6/13/2025	0.00	9,432.50	9,432.50
12/14/2023	Interest	92826CAD4	500,000.00	Visa Inc Callable Note Cont 9/14/2025 3.15% Due 12/14/2025	0.00	7,875.00	7,875.00
12/14/2023	Interest	46647PDE3	550,000.00	JP Morgan Chase & Co Callable Note Cont 6/14/2025 3.845% Due 6/14/2025	0.00	10,749.98	10,749.98
12/15/2023	Interest	91282CDN8	650,000.00	US Treasury Note 1% Due 12/15/2024	0.00	3,250.00	3,250.00
12/15/2023	Interest	91282CGA3	335,000.00	US Treasury Note 4% Due 12/15/2025	0.00	6,700.00	6,700.00
12/15/2023	Paydown	44918MAD2	250,000.00	Hyundai Auto Receivables 2022-B A3 3.72% Due 11/16/2026	0.00	775.00	775.00
12/15/2023	Paydown	89240BAC2	261,025.12	Toyota Auto Receivables Owners 2021-A A3 0.26% Due 5/15/2025	17,424.29	15.11	17,439.40
12/15/2023	Paydown	05522RDC9	380,000.00	Bank of America Credit Card Tr 2020-A1 A1 0.34% Due 5/15/2026	380,000.00	107.67	380,107.67
12/15/2023	Paydown	47800BAC2	170,000.00	John Deere Owner Trust 2022-C A3 5.09% Due 6/15/2027	0.00	721.08	721.08
12/15/2023	Paydown	02582JJR2	265,000.00	American Express 2021-1 A 0.9% Due 11/15/2026	0.00	198.75	198.75
12/15/2023	Paydown	47800AAC4	130,000.00	John Deere Owner Trust 2022-B A3 3.74% Due 2/16/2027	0.00	405.17	405.17

Cash Flow Report

As of December 31, 2022

Payment Date	Transaction Type	CUSIP	Quantity	Security Description	Principal Amount	Income	Total Amount
12/16/2023	Paydown	362554AC1	200,000.00	GM Financial Securitized Term 2021-4 A3 0.68% Due 9/16/2026	9,512.70	86.40	9,599.10
12/16/2023	Paydown	362585AC5	250,000.00	GM Financial Securitized ART 2022-2 A3 3.1% Due 2/16/2027	11,334.83	645.83	11,980.66
12/17/2023	Interest	3133ENYX2	375,000.00	FFCB Note 3.25% Due 6/17/2024	0.00	6,093.75	6,093.75
12/18/2023	Paydown	43815EAC8	350,000.00	Honda Auto Receivables 2021-3 A3 0.41% Due 11/18/2025	16,663.33	68.39	16,731.72
12/19/2023	Paydown	3137BFXT3	380,000.00	FHLMC K042 A2 2.67% Due 12/25/2024	0.00	845.50	845.50
12/20/2023	Interest	3130AQF40	400,000.00	FHLB Note 1% Due 12/20/2024	0.00	2,000.00	2,000.00
12/20/2023	Paydown	92348KAV5	115,000.00	Verizon Master Trust 2022-5 A1A 3.72% Due 7/20/2027	0.00	356.50	356.50
12/25/2023	Paydown	3137BNGT5	390,000.00	FHLMC K054 A2 2.745% Due 1/25/2026	0.00	892.13	892.13
12/25/2023	Paydown	3137BHCY1	315,016.95	FHLMC K044 A2 2.811% Due 1/25/2025	12,556.58	420.58	12,977.16
12/25/2023	Paydown	3137BTAC5	400,000.00	FHLMC K060 A2 3.3% Due 10/25/2026	0.00	1,100.00	1,100.00
12/25/2023	Paydown	3137BM7C4	380,000.00	FHLMC K051 A2 3.308% Due 9/25/2025	0.00	1,047.53	1,047.53
12/25/2023	Paydown	3137F2LJ3	400,000.00	FHLMC K066 A2 3.117% Due 6/25/2027	0.00	1,039.00	1,039.00
12/28/2023	Interest	3130ASDS5	365,000.00	FHLB Note 2.75% Due 6/28/2024	0.00	5,018.75	5,018.75
12/31/2023	Interest	912828XX3	500,000.00	US Treasury Note 2% Due 6/30/2024	0.00	5,000.00	5,000.00
DEC 2023					**897,491.73**	**80,317.48**	**977,809.21**
TOTAL					**6,269,701.78**	**663,955.70**	**6,933,657.48**

Important Disclosures

Chandler Asset Management, Inc. (“Chandler”) is an SEC registered investment adviser. For additional information about our firm, please see our current disclosures (Form ADV). To obtain a copy of our current disclosures, you may contact your client service representative by calling the number on the front of this statement or you may visit our website at www.chandlerasset.com.

Information contained in this monthly statement is confidential and is provided for informational purposes only and should not be construed as specific investment or legal advice. The information contained herein was obtained from sources believed to be reliable as of the date of this statement, but may become outdated or superseded at any time without notice.

Custody: Your qualified custodian bank maintains control of all assets reflected in this statement and we urge you to compare this statement to the one you receive from your qualified custodian. Chandler does not have any authority to withdraw or deposit funds from/to the custodian account.

Valuation: Prices are provided by IDC, an independent pricing source. In the event IDC does not provide a price or if the price provided is not reflective of fair market value, Chandler will obtain pricing from an alternative approved third party pricing source in accordance with our written valuation policy and procedures. Our valuation procedures are also disclosed in Item 5 of our Form ADV Part 2A.

Performance: Performance results are presented gross-of-advisory fees and represent the client’s Total Return. The deduction of advisory fees lowers performance results. These results include the reinvestment of dividends and other earnings. Past performance may not be indicative of future results. Therefore, clients should not assume that future performance of any specific investment or investment strategy will be profitable or equal to past performance levels. All investment strategies have the potential for profit or loss. Economic factors, market conditions or changes in investment strategies, contributions or withdrawals may materially alter the performance and results of your portfolio.

Source ice Data Indices, LLC ("ICE"), used with permission. ICE PERMITS USE OF THE ICE INDICES AND RELATED DATA ON AN "AS IS" BASIS; ICE, ITS AFFILIATES AND THEIR RESPECTIVE THIRD PARTY SUPPLIERS DISCLAIM ANY AND ALL WARRANTIES AND REPRESENTATIONS, EXPRESS AND/OR IMPLIED, INCLUDING ANY WARRANTIES OF MERCHANTABILITY OR FITNESS FOR A PARTICULAR PURPOSE OR USE, INCLUDING THE INDICES, INDEX DATA AND ANY DATA INCLUDED IN, RELATED TO, OR DERIVED THEREFROM. NEITHER ICE DATA, ITS AFFILIATES OR THEIR RESPECTIVE THIRD PARTY PROVIDERS GUARANTEE THE QUALITY, ADEQUACY, ACCURACY, TIMELINESS OR COMPLETENESS OF THE INDICES OR THE INDEX DATA OR ANY COMPONENT THEREOF, AND THE INDICES AND INDEX DATA AND ALL COMPONENTS THEREOF ARE PROVIDED ON AN "AS IS" BASIS AND LICENSEE'S USE IS AT LICENSEE'S OWN RISK. ICE DATA, ITS AFFILIATES AND THEIR RESPECTIVE THIRD PARTY DO NOT SPONSOR, ENDORSE, OR RECOMMEND CHANDLER, OR ANY OF ITS PRODUCTS OR SERVICES.

Index returns assume reinvestment of all distributions. Historical performance results for investment indexes generally do not reflect the deduction of transaction and/or custodial charges or the deduction of an investment management fee, the incurrence of which would have the effect of decreasing historical performance results. It is not possible to invest directly in an index.

Ratings: Ratings information have been provided by Moody’s, S&P and Fitch through data feeds we believe to be reliable as of the date of this statement, however we cannot guarantee its accuracy.

Security level ratings for U.S. Agency issued mortgage-backed securities (“MBS”) reflect the issuer rating because the securities themselves are not rated. The issuing U.S. Agency guarantees the full and timely payment of both principal and interest and carries a AA+/Aaa/AAA by S&P, Moody’s and Fitch respectively.

Benchmark Index & Disclosures

Benchmark Index	Disclosure
ICE BofA 1-3 Yr US Treasury & Agency Index	The ICE BofA 1-3 Year US Treasury & Agency Index tracks the performance of US dollar denominated US Treasury and nonsubordinated US agency debt issued in the US domestic market. Qualifying securities must have an investment grade rating (based on an average of Moody's, S&P and Fitch). Qualifying securities must have at least one year remaining term to final maturity and less than three years remaining term to final maturity, at least 18 months to maturity at time of issuance, a fixed coupon schedule, and a minimum amount outstanding of $1 billion for sovereigns and $250 million for agencies.

CITY OF SANTA PAULA
MEMORANDUM

To: Honorable Mayor and Members of the City Council

From: Christy Ramirez, Finance Director

Subject: MID-YEAR FISCAL REPORT

Date: March 1, 2023

Agenda Item: 12.B

RECOMMENDATION:

Staff recommends that the City Council approve Resolution No. 7448 Amending the City's Operating and CIP Budget for FY 2022/23.

Presented by: Finance Director Christy Ramirez

BACKGROUND:

The purpose of this Mid-Year Financial Review is to provide a status update on the City's revenue and expenditure activity as it relates to the FY 2022/23 Operating Budget, which was originally adopted on June 23, 2021. This report provides an overview of the revenue and expenditure activity in the General Fund, as well as the City's Special Funds, and presents recommendations for adjustments to the adopted budget, where needed.
The first section of this report is a summary of the financial activity for the City's most significant fund, the General Fund, as of February 21, 2023. Staff has also included discussion on other miscellaneous funds and the Capital Improvement Program (CIP) budget. In analyzing the attached report, the following information should be taken into consideration:

- Revenues and expenditures are recorded during the period received or paid. It is only at the end of the fiscal year that accrual entries are made to associate the revenues and expenditures to the corresponding period.
- The receipt of revenues varies according to the source of funding, so the December totals may not represent six months of revenues in many categories. For example, "Traditional" Property Tax payments are normally received as follows: 56% in December, 41% in April, and 3% in June.
- Expenditures for salaries and some operating costs may be disbursed evenly on a month-to-month basis, however, there are some expenditure line items whereby funds are released or encumbered at the start of the new fiscal year. In addition, expenditures for Liability Insurance, Workers Compensation and Debt Service are made on a quarterly, semi-annual or annual basis.

ANALYSIS:

Fiscal Year 22/23 revenues are trending below expectations due to a delay in development

activity. Staff will return in mid April to address any adjustments needed for projects that do not materialize this fiscal year. This staff report addresses significant variances on a line item basis, outside of development related revenues. Following is a breakdown of staff recommendations to budget modifications for Q2 22/23 by fund:

GENERAL FUNDS -

Overall, based on year to date activity analysis and comparison to prior year actuals in the Second Quarter of FY 2021/22, revenues and expenditures for the General Fund are tracking as expected, or higher (not including development related revenues). At this time, staff is recommending revenue and expenditure adjustments that continue to maintain a balanced budget, described in further sections of this report.

The General Fund is the general operating fund of the City and accounts for activities and services traditionally associated with general municipal services. When discussing the General Fund in this report, included is the sub funds such as Measure T and Recreation Program funds. Staff has included recommended budget adjustments for all funds within the analysis of the Revenues, Expenditures, and Capital Improvement Program and Other Funds sections of this report. Additionally, a summary by general ledger accounts can be found in Exhibit A to the attached resolution.

Staff continues to closely monitor revenue projections, as well as evaluate resource requirements, and will advise Council of any changes as they arise. Details regarding revenue and expenditure performances, previous Council approved budget appropriations made this fiscal year, as well as recommended budget revisions are further outlined in this report.

General Fund Revenue Analysis:

The tables and summary information below provide additional detail on the revenue activity to date on a budget to actual comparison.

All General Funds	Budget	Actuals	Proposed Adjustments	Variance
Charges for Service	2,098,813	660,435	290,175	31.5%
Licenses & Permits	1,339,500	348,231	-	26.0%
Fines & Penalties	91,500	52,928	-	57.8%
Other Revenue	30,500	188,000	204,538	616.4%
Intergovernmental Revenues	433,496	227,012	-	52.4%
Property Related	4,650,163	2,505,476	100,000	53.9%
Sales Tax	7,400,000	3,123,639	100,000	42.2%

Other Taxes	368,000	276,097	-	75.0%
TOT	110,000	71,030	-	64.6%
Business License	133,000	117,597	-	88.4%
Real Property Transfer Tax	125,000	87,470	-	70.0%
Franchise Fee	845,000	433,845	80,000	51.3%
Investments & Income	112,365	48,338	40,000	43.0%
Transfers	2,193,204	-	-	0.0%
Totals	**19,562,541**	**7,864,001**	**814,713**	**40.2%**

Licenses and Permits revenue categories, are primarily below target levels. All permit activity is trending below target due to expected development activity being delayed. Staff will continue to monitor activity and return during the third quarter with any necessary adjustments, but it should be noted at this time that significant declines in development activity are causing lower-than-anticipated revenues in these categories.

Charges for Services, like licenses and services, is seeing a significant shortfall due to development activity, in particular in plan Check Fees. Rental income is currently included in this category and an **increase of $159,175** is recommended for the three rentals at Palm Ave. An **increase of $131,000** is recommended for the Mill Park insurance reimbursement, which was decreased in FY 21/22 due to a delayed reimbursement from CalJPIA.

Other Revenues encompasses all other revenues not otherwise mentioned. Staff is recommending an **increase of $179,538 to Worker's Compensation** for the reimbursement of police department personnel. An additional **increase of $25,000** and matching expenditure increase is recommended in grant funding for a Wellness grant received by the Police Department.

The **Intergovernmental Revenue** category, which includes the **Prop 172 sales tax** (sales tax for public safety activities), expected to meet projections. No budget adjustments are recommended at this time.

The **Property Tax** category is composed of two payment types - the “Traditional” Property Tax, which are received in large part during the months of December and April, and the Property Tax in Lieu of Motor Vehicle License Fees (MVLF) which is received in two payments during January and May. Traditional property taxes are trending approximately at expected levels with the exception of residual receipts, while the first half of the MLVF fees are meeting revised projections. Staff recommends an overall **$100,000 increase** in **property tax revenue** to account for $80,000 in residual payments and $20,000 in traditional property taxes.

The annual **Sales Tax** budgeted figure of $6.3m is comprised of twelve (12) monthly payments for the traditional Sales Tax line item, as well as an equal amount of payments for the Measure T 1% Sales Tax. To date, the revenues collected totaled $2.45m, or 38.9% of the estimated revenue for the year, accounting for 4 months of revenue. Staff is recommending an **increase of $100,000 in sales tax revenue** for Measure T Sales Tax. As Measure T funds are designated for specific purposes, staff proposes convening the Measure T Committee to review the opportunities for one-time expenditures utilizing remaining fund balance and increased revenue projections and returning to Council with such recommendations.

Other Taxes consists of three subcategories including **Transient Occupancy Tax (TOT), Business License, and Real Property Transfer Tax. TOT** actual revenues are trending on target in comparison with prior year totals, and as such no changes are currently recommended.

The City collects **Franchise Fees** from four main service provider sources (Cable, Electric, Gas, Pipeline, Solid Waste). Each provider of these services has a different payment schedule. Electric and Gas providers make annual payments in April. The Cable provider is on a quarterly payment plan, while Pipeline franchise fees are collected twice a year. This category also includes the Commercial Refuse Hauler, or Trash Hauler Franchise Fees, The Mid-Year totals are on par with projections for utility providers, however an **increase of $80,000** is recommended to the commercial refuse hauler fees to account for increased revenue attributed to the revised waste hauler franchise agreement. Staff will continue to monitor additional franchise payments to determine any further adjustments.

Investments & Income Staff is recommending a **decrease of $40,000 to the investment earnings** line item due to increased yield rates with the new diversified investment portfolio, in contrast to LAIF.

Overhead/Transfers In are revenues provided by other funds to offset costs in the General Fund. These charges are done via journal entry and trued up at the end of the year. No changes are recommended for this category at this time.

General Fund Expenditure Analysis:

The General Fund expenditures budget is currently at $23.02 million and includes carryovers of approximately $3.88 million from FY 2021/22 and additional appropriations approved by Council through December 2022.

All departments are currently within the expected target of their overall allocated budgets as of February 19, 2023. Staff is recommending the adjustments shown as bullet points below. These changes will have a net positive impact of $579,713 overall, of which $457,505 is in the General Fund, $132,208 in Measure T, and a net decrease of $10,000 in the Cable Fund, which will be funded through existing fund balance.

- $50,000 in legal expenses related to Redistricting efforts
- $125,000 in expenses related to ongoing investigations
- $25,000 in labor negotiation services for upcoming MOU negotiations
- $25,000 in grant funding for a wellness program in the Police Department (offset by the grant noted above)
- $10,000 in AV upgrades for the Council Chambers

Attached for your review is the Purchase Order Activity Report, which has been provided on a quarterly basis to improve transparency, along with a detailed check register, to communicate to the public Council items not brought before the City Council for approval.

CAPITAL IMPROVEMENT PROGRAM AND OTHER FUNDS:

On a budget basis, the various grant type funds are balanced with revenues matching expenditures. However, on an actual basis, funds are reimbursed after they are expended. The reimbursement requests for grant expenditures are submitted in a timely manner either on a monthly or quarterly basis by the staff responsible for the project reimbursements. Any negative balances are the result of timing of revenues. Revenue projections are reviewed on a quarterly basis and recommended adjustments are made when necessary.

Staff is recommending an increase of $25,000 in revenues and expense allocations for an Office of Traffic Safety grant as well as an increase revenues and expenses in the water fund for $15,000 that will be funded from the energy efficiency bond proceeds for a roof structural analysis at the Steckel location.

STRATEGIC PLAN:

This item is not a goal or objective in City Council's two-year Strategic Plan, however it is important to communicate the City's fiscal status to the Council and the public to maintain operational excellence.

FISCAL IMPACTS:

These changes will have a net positive impact of $579,713 overall, of which $457,505 is in the General Fund, $132,208 is in Measure T, and a net decrease of $10,000 is in the Cable Fund, which will be funded through existing fund balance. The changes recommended to the OTS Fund and the Water Fund net a zero fiscal impact.

However, it is important to recognize that sizeable offsets in development activity will require closer examination and the reduction in expenditures for the balance of the current fiscal year in order to minimize reliance at the close of the year on the use of reserves. Staff is examining cost savings associated with position vacancies as well as opportunities to defer other expenditures to help offset the development fee losses.

OPTIONS:

1. The Council may reject staff’s recommendations and provide additional guidance on reserve transfers and budget allocations.

ATTACHMENTS:

Purchase Order Activity Report.pdf
Resolution 7448 Amending The City's Operating and CIP Budget for FY2022-23.docx

Purchase Order Activity Report

Purchase Order Summary

Date	Activity Type	Payable ID	Activity Amount	Balance
Vendor Number: 014663	**Vendor Name:** PHOENIX CIVIL ENGINEERING, INC.			
Purchase Order: 19-01292-R3				
7/1/2022	Issued		33,485.49	33485.49
Vendor Number: 011089	**Vendor Name:** CAROLLO ENGINEERS			
Purchase Order: 19-01339-R3				
7/1/2022	Issued		232,299.00	232299.00
10/6/2022	Invoiced	FB26270	(42,484.46)	189814.54
12/29/2022	Invoiced	FB30496	(9,300.00)	180514.54
12/29/2022	Invoiced	FB29047	(4,000.00)	176514.54
1/12/2023	Invoiced	FB29222	(20,500.00)	156014.54
2/9/2023	Invoiced	FB31612	(10,600.00)	145414.54
Vendor Number: 013911	**Vendor Name:** MKN ASSOCIATES INC			
Purchase Order: 19-01456-R3				
7/1/2022	Issued		993,325.98	993325.98
7/1/2022	Voided - Change		(977,478.91)	15847.07
8/25/2022	Invoiced	101062 2	(15,847.07)	0.00
Vendor Number: 014369	**Vendor Name:** GSI WATER SOLUTIONS, INC.			
Purchase Order: 19-01464-R3				
7/1/2022	Issued		7,440.57	7440.57
Vendor Number: 014369	**Vendor Name:** GSI WATER SOLUTIONS, INC.			
Purchase Order: 19-01508-R3				
7/1/2022	Issued		146.29	146.29
Vendor Number: 010347	**Vendor Name:** RINCON CONSULTANTS, INC			
Purchase Order: 19-01590-R3				
7/1/2022	Issued		6.23	6.23
Vendor Number: 014663	**Vendor Name:** PHOENIX CIVIL ENGINEERING, INC.			
Purchase Order: 19-01687-R3				
7/1/2022	Issued		10,580.61	10580.61
11/3/2022	Invoiced	22265	(1,145.38)	9435.23
11/17/2022	Invoiced	22238	(420.75)	9014.48
Vendor Number: 015450	**Vendor Name:** NORTHERN DIGITAL, INC.			
Purchase Order: 19-01692-R3				
7/1/2022	Issued		37,566.63	37566.63
Vendor Number: 011089	**Vendor Name:** CAROLLO ENGINEERS			
Purchase Order: 19-01705-R3				
7/1/2022	Issued		5.46	5.46

Date	Activity Type	Payable ID	Activity Amount	Balance
Vendor Number: 015593	**Vendor Name:** CANNON CORPORATION			
Purchase Order: 19-01709-R3				
7/1/2022	Issued		30,552.47	30552.47
10/20/2022	Invoiced	81416	(8,918.00)	21634.47
11/3/2022	Invoiced	81740	(8,077.50)	13556.97
11/17/2022	Invoiced	82107	(2,829.62)	10727.35
1/26/2023	Invoiced	82109-R1	(10,473.25)	254.10
Vendor Number: 014781	**Vendor Name:** IRJ ENGINEERS, INC.			
Purchase Order: 19-01763-R2				
7/1/2022	Issued		3,967.50	3967.50
Vendor Number: 015438	**Vendor Name:** ENCOMPASS CONSULTANT GROUP			
Purchase Order: 19-01827-R2				
7/1/2022	Issued		2,835.00	2835.00
Vendor Number: 015640	**Vendor Name:** HUITT-ZOLLARS, INC.			
Purchase Order: 19-01832-R2				
7/1/2022	Issued		8,637.62	8637.62
Vendor Number: 014663	**Vendor Name:** PHOENIX CIVIL ENGINEERING, INC.			
Purchase Order: 19-01834-R2				
7/1/2022	Issued		4,866.25	4866.25
10/6/2022	Invoiced	22216	(965.00)	3901.25
11/3/2022	Invoiced	22266	(1,970.00)	1931.25
11/17/2022	Invoiced	22236	(1,912.50)	18.75
Vendor Number: 014663	**Vendor Name:** PHOENIX CIVIL ENGINEERING, INC.			
Purchase Order: 19-01835-R2				
7/1/2022	Issued		18,493.75	18493.75
10/6/2022	Invoiced	22215	(262.50)	18231.25
11/3/2022	Invoiced	22267	(1,050.00)	17181.25
12/29/2022	Invoiced	22284	(2,625.00)	14556.25
1/12/2023	Invoiced	22326	(175.00)	14381.25
Vendor Number: 015657	**Vendor Name:** C BELOW, INC.			
Purchase Order: 19-01842-R2				
7/1/2022	Issued		2,205.00	2205.00
Vendor Number: 015636	**Vendor Name:** S.L LEONARD & ASSOCIATES, INC.			
Purchase Order: 19-01850-R2				
7/1/2022	Issued		4,518.75	4518.75
Vendor Number: 015636	**Vendor Name:** S.L LEONARD & ASSOCIATES, INC.			
Purchase Order: 19-01851-R2				
7/1/2022	Issued		5,310.55	5310.55
Vendor Number: 015636	**Vendor Name:** S.L LEONARD & ASSOCIATES, INC.			
Purchase Order: 19-01852-R2				
7/1/2022	Issued		6,390.55	6390.55
Vendor Number: 015633	**Vendor Name:** M6 CONSULTING, INC.			
Purchase Order: 19-01874-R2				
7/1/2022	Issued		899.50	899.50

Date	Activity Type	Payable ID	Activity Amount	Balance
Vendor Number: 015633		**Vendor Name:** M6 CONSULTING, INC.		
Purchase Order: 19-01887-R2				
7/1/2022	Issued		8,925.04	8925.04
Vendor Number: 010602		**Vendor Name:** JENSEN DESIGN & SURVEY INC		
Purchase Order: 19-01896-R2				
7/1/2022	Issued		41,225.25	41225.25
10/20/2022	Invoiced	63189	(450.00)	40775.25
1/12/2023	Invoiced	63634	(540.00)	40235.25
Vendor Number: 015632		**Vendor Name:** EARTH SYSTEMS PACIFIC		
Purchase Order: 19-01918-R2				
7/1/2022	Issued		13,000.00	13000.00
Vendor Number: 011598		**Vendor Name:** JHD PLANNING LLC		
Purchase Order: 19-01982-R2				
7/1/2022	Issued		9,164.00	9164.00
12/21/2022	Changed		16,500.00	25664.00
Vendor Number: 015633		**Vendor Name:** M6 CONSULTING, INC.		
Purchase Order: 19-01987-R2				
7/1/2022	Issued		16,537.50	16537.50
Vendor Number: 012961		**Vendor Name:** VISTA FORD		
Purchase Order: 21-10054-R1				
7/1/2022	Issued		36,947.67	36947.67
2/6/2023	Voided - Change		(36,947.67)	0.00
Vendor Number: 012961		**Vendor Name:** VISTA FORD		
Purchase Order: 21-10058-R1				
7/1/2022	Issued		28,978.72	28978.72
Vendor Number: 015785		**Vendor Name:** FORD CREDIT MUNICIPAL FINANCE		
Purchase Order: 21-10072-R1				
7/1/2022	Issued		22,582.03	22582.03
Vendor Number: 015884		**Vendor Name:** NATIONAL AUTO FLEET GROUP		
Purchase Order: 21-10107-R1				
7/1/2022	Issued		30,762.51	30762.51
Vendor Number: 015633		**Vendor Name:** M6 CONSULTING, INC.		
Purchase Order: 21-10110-R1				
7/1/2022	Issued		777.50	777.50
Vendor Number: 015884		**Vendor Name:** NATIONAL AUTO FLEET GROUP		
Purchase Order: 21-10122-R1				
7/1/2022	Issued		104,038.27	104038.27
Vendor Number: 015884		**Vendor Name:** NATIONAL AUTO FLEET GROUP		
Purchase Order: 21-10129-R1				
7/1/2022	Issued		57,630.96	57630.96
Vendor Number: 015785		**Vendor Name:** FORD CREDIT MUNICIPAL FINANCE		
Purchase Order: 21-10134-R1				
7/1/2022	Issued		16,091.53	16091.53

Date	Activity Type	Payable ID	Activity Amount	Balance
Vendor Number: 010241	**Vendor Name:** OILFIELD ELECTRIC & MOTOR			
Purchase Order: 21-10139-R1				
7/1/2022	Issued		75,500.00	75500.00
Vendor Number: 010241	**Vendor Name:** OILFIELD ELECTRIC & MOTOR			
Purchase Order: 21-10140-R1				
7/1/2022	Issued		87,530.00	87530.00
Vendor Number: 015884	**Vendor Name:** NATIONAL AUTO FLEET GROUP			
Purchase Order: 21-10153-R1				
7/1/2022	Issued		62,754.95	62754.95
Vendor Number: 010347	**Vendor Name:** RINCON CONSULTANTS, INC			
Purchase Order: 21-10155-R1				
7/1/2022	Issued		28,152.91	28152.91
Vendor Number: 015318	**Vendor Name:** BADGER METER			
Purchase Order: 21-10157-R1				
7/1/2022	Issued		8,378.55	8378.55
12/15/2022	Invoiced	1542333	(8,378.55)	0.00
Vendor Number: 015505	**Vendor Name:** TRIPEPI, SMITH AND ASSOCIATES, INC.			
Purchase Order: 21-10160-R1				
7/1/2022	Issued		29,631.25	29631.25
7/1/2022	Changed		14,090.00	43721.25
7/1/2022	Changed		25,000.00	68721.25
8/25/2022	Invoiced	8412	(500.00)	68221.25
8/25/2022	Invoiced	8421	(118.75)	68102.50
8/25/2022	Invoiced	8538	(3,400.00)	64702.50
9/8/2022	Invoiced	8315	(3,400.00)	61302.50
9/22/2022	Invoiced	8655	(252.50)	61050.00
10/6/2022	Invoiced	8696	(3,400.00)	57650.00
11/3/2022	Invoiced	8891	(3,400.00)	54250.00
11/17/2022	Invoiced	8664	(13,590.00)	40660.00
11/17/2022	Invoiced	8982	(357.50)	40302.50
12/15/2022	Invoiced	9047	(3,400.00)	36902.50
1/12/2023	Invoiced	9205	(3,400.00)	33502.50
1/12/2023	Invoiced	9269	(842.50)	32660.00
1/26/2023	Invoiced	9373	(3,675.00)	28985.00
Vendor Number: 013302	**Vendor Name:** ABSOLUTE SOFTWARE, INC.			
Purchase Order: 21-10161-R1				
7/1/2022	Issued		2,127.14	2127.14
Vendor Number: 015318	**Vendor Name:** BADGER METER			
Purchase Order: 21-10163-R1				
7/1/2022	Issued		8,378.55	8378.55
10/20/2022	Invoiced	1530764	(8,378.55)	0.00
Vendor Number: 015318	**Vendor Name:** BADGER METER			
Purchase Order: 21-10164-R1				
7/1/2022	Issued		10,054.26	10054.26
11/17/2022	Invoiced	1535757	(10,054.26)	0.00

Date	Activity Type	Payable ID	Activity Amount	Balance
Vendor Number: 010306		**Vendor Name:** QUINN COMPANY		
Purchase Order: 21-10166-R1				
7/1/2022	Issued		118,121.53	118121.53
Vendor Number: 010306		**Vendor Name:** QUINN COMPANY		
Purchase Order: 21-10170-R1				
7/1/2022	Issued		126,172.37	126172.37
Vendor Number: 010306		**Vendor Name:** QUINN COMPANY		
Purchase Order: 21-10171-R1				
7/1/2022	Issued		34,372.62	34372.62
Vendor Number: 015640		**Vendor Name:** HUITT-ZOLLARS, INC.		
Purchase Order: 21-10176-R1				
7/1/2022	Issued		195,960.00	195960.00
10/6/2022	Invoiced	3134740101	(7,345.62)	188614.38
10/6/2022	Invoiced	3134740102	(10,665.00)	177949.38
1/12/2023	Invoiced	3134740103	(21,096.00)	156853.38
Vendor Number: 014663		**Vendor Name:** PHOENIX CIVIL ENGINEERING, INC.		
Purchase Order: 21-10179-R1				
7/1/2022	Issued		928,036.30	928036.30
11/3/2022	Invoiced	22239	(11,666.25)	916370.05
11/17/2022	Invoiced	22269	(45,527.50)	870842.55
12/29/2022	Invoiced	22290	(61,168.75)	809673.80
1/12/2023	Invoiced	22333	(36,992.50)	772681.30
Vendor Number: 012728		**Vendor Name:** ZAMBELLI FIREWORKS		
Purchase Order: 21-10181-R1				
7/1/2022	Issued		15,000.00	15000.00
10/20/2022	Invoiced	518871	(11,500.00)	3500.00
Vendor Number: 015438		**Vendor Name:** ENCOMPASS CONSULTANT GROUP		
Purchase Order: 21-10186-R1				
7/1/2022	Issued		1,251.25	1251.25
10/20/2022	Invoiced	03810	(928.75)	322.50
Vendor Number: 015438		**Vendor Name:** ENCOMPASS CONSULTANT GROUP		
Purchase Order: 21-10189-R1				
7/1/2022	Issued		47,523.25	47523.25
8/25/2022	Invoiced	03937	(4,993.75)	42529.50
11/17/2022	Invoiced	04153	(264.00)	42265.50
11/17/2022	Invoiced	04032	(1,532.25)	40733.25
12/15/2022	Invoiced	04194	(3,260.38)	37472.87
2/14/2023	Changed		19,396.00	56868.87

Date	Activity Type	Payable ID	Activity Amount	Balance
Vendor Number: 015438		**Vendor Name:** ENCOMPASS CONSULTANT GROUP		
Purchase Order: 21-10190-R1				
7/1/2022	Issued		73,322.00	73322.00
8/25/2022	Invoiced	03936	(4,821.25)	68500.75
10/20/2022	Invoiced	03965	(3,656.25)	64844.50
12/1/2022	Invoiced	04102	(1,233.75)	63610.75
12/1/2022	Invoiced	04033	(1,278.75)	62332.00
12/15/2022	Invoiced	04195	(833.75)	61498.25
Vendor Number: 011089		**Vendor Name:** CAROLLO ENGINEERS		
Purchase Order: 21-10194-R1				
7/1/2022	Issued		138,740.24	138740.24
10/20/2022	Invoiced	FB27739	(10,157.25)	128582.99
10/22/2022	Invoiced	FB26119	(3,179.75)	125403.24
11/3/2022	Invoiced	FB28878	(3,953.00)	121450.24
12/15/2022	Invoiced	FB29324	(2,569.00)	118881.24
1/12/2023	Invoiced	FB30772	(1,684.50)	117196.74
Vendor Number: 010975		**Vendor Name:** VRSD		
Purchase Order: 21-10196-R1				
7/1/2022	Issued		12,567.00	12567.00
Vendor Number: 013911		**Vendor Name:** MKN ASSOCIATES INC		
Purchase Order: 21-10197-R1				
7/1/2022	Issued		6,160.11	6160.11
8/25/2022	Invoiced	101039	(2,492.60)	3667.51
10/6/2022	Invoiced	101203	(1,112.40)	2555.11
11/17/2022	Invoiced	101395	(2,515.78)	39.33
12/15/2022	Invoiced	101684	(39.32)	0.01
Vendor Number: 015987		**Vendor Name:** MAINTSTAR, INC.		
Purchase Order: 21-10198-R1				
7/1/2022	Issued		37,500.00	37500.00
2/9/2023	Invoiced	3008	(37,500.00)	0.00
Vendor Number: 015985		**Vendor Name:** F H PUMPS, INC.		
Purchase Order: 21-10202-R1				
7/1/2022	Issued		8,172.88	8172.88
12/29/2022	Invoiced	89823	(8,172.88)	0.00
Vendor Number: 015989		**Vendor Name:** MERCHANT MCINTYRE & ASSOCIATES, LLC		
Purchase Order: 21-10203-R1				
7/1/2022	Issued		12,000.00	12000.00
10/20/2022	Invoiced	109-2022-010	(6,000.00)	6000.00
12/15/2022	Invoiced	109-2022-009	(6,000.00)	0.00
Vendor Number: 011373		**Vendor Name:** B&H PHOTO-VIDEO		
Purchase Order: 21-10205-R1				
7/1/2022	Issued		13,258.95	13258.95
2/7/2023	Changed		(1,814.97)	11443.98
2/7/2023	Changed		0.00	11443.98

Date	Activity Type	Payable ID	Activity Amount	Balance
Vendor Number: 015633		**Vendor Name:** M6 CONSULTING, INC.		
Purchase Order: 21-10212-R1				
7/1/2022	Issued		12,354.70	12354.70
10/20/2022	Invoiced	2305	(4,245.00)	8109.70
10/20/2022	Invoiced	2244	(4,959.70)	3150.00
Vendor Number: 015640		**Vendor Name:** HUITT-ZOLLARS, INC.		
Purchase Order: 21-10216-R1				
7/1/2022	Issued		154,720.00	154720.00
7/1/2022	Changed		4,520.00	159240.00
10/6/2022	Invoiced	3134730101	(6,160.00)	153080.00
10/6/2022	Invoiced	3134730102	(10,427.15)	142652.85
1/12/2023	Invoiced	3134730103	(30,678.86)	111973.99
Vendor Number: 016015		**Vendor Name:** FARO TECHNOLOGIES, INC.		
Purchase Order: 22-02635-R1				
7/1/2022	Issued		4,422.55	4422.55
Vendor Number: 014663		**Vendor Name:** PHOENIX CIVIL ENGINEERING, INC.		
Purchase Order: 22-02651-R1				
7/1/2022	Issued		24,511.25	24511.25
11/3/2022	Invoiced	22237	(700.00)	23811.25
11/17/2022	Invoiced	22268	(350.00)	23461.25
12/29/2022	Invoiced	22304	(525.00)	22936.25
1/12/2023	Invoiced	22323	(787.50)	22148.75
Vendor Number: 012620		**Vendor Name:** BSN SPORTS, LLC		
Purchase Order: 22-02652-R1				
7/1/2022	Issued		10,512.10	10512.10
10/20/2022	Invoiced	917504731	(10,512.10)	0.00
Vendor Number: 010595		**Vendor Name:** J & H ENGINEERING GENERAL CONTRACTOR, INC		
Purchase Order: 22-02655-R1				
7/1/2022	Issued		71,813.21	71813.21
Vendor Number: 016031		**Vendor Name:** BELNICK RETAIL LLC % BELNICK INC. SOLE MBR		
Purchase Order: 22-02659-R1				
7/1/2022	Issued		4,502.68	4502.68
10/20/2022	Invoiced	INV-12944356	(4,502.68)	0.00
Vendor Number: 013292		**Vendor Name:** SANTA PAULA ANIMAL RESCUE CENTER (SPARC)		
Purchase Order: 22-02665				
7/1/2022	Issued		150,000.00	150000.00
7/5/2022	Invoiced	JULY 2022	(12,500.00)	137500.00
7/28/2022	Invoiced	AUGUST 2022	(12,500.00)	125000.00
8/25/2022	Invoiced	SEPT 2022	(12,500.00)	112500.00
9/22/2022	Invoiced	OCT 2022	(12,500.00)	100000.00
10/20/2022	Invoiced	NOVEMBER 2022	(12,500.00)	87500.00
11/17/2022	Invoiced	DEC 2022	(12,500.00)	75000.00
12/29/2022	Invoiced	JAN 2023	(12,500.00)	62500.00
1/26/2023	Invoiced	FEB 2023	(12,500.00)	50000.00

Date	Activity Type	Payable ID	Activity Amount	Balance
Vendor Number: 013711		**Vendor Name:** INDEPENDENT ORDER OF ODD FELLOWS		
Purchase Order: 22-02666				
7/1/2022	Issued		31,470.48	31470.48
7/5/2022	Invoiced	JULY 2022 RENT	(2,622.54)	28847.94
7/28/2022	Invoiced	AUGUST 2022	(2,622.54)	26225.40
8/25/2022	Invoiced	SEPT 2022	(2,622.54)	23602.86
9/22/2022	Invoiced	OCT 2022	(2,622.54)	20980.32
10/20/2022	Invoiced	NOVEMBER 2022	(2,622.54)	18357.78
11/17/2022	Invoiced	DEC 2022	(2,622.54)	15735.24
12/29/2022	Invoiced	JAN 2022	(2,622.54)	13112.70
1/26/2023	Invoiced	FEB 2023	(2,472.00)	10640.70
2/7/2023	Invoiced	JAN/FEB 2023	(307.90)	10332.80
Vendor Number: 011389		**Vendor Name:** TYLER TECHNOLOGIES, INC		
Purchase Order: 22-02667				
7/1/2022	Issued		10,854.77	10854.77
7/14/2022	Invoiced	025-383917	(10,854.77)	0.00
Vendor Number: 010856		**Vendor Name:** TRACNET CORP		
Purchase Order: 22-02668				
7/1/2022	Issued		26,034.56	26034.56
7/14/2022	Invoiced	1084	(26,034.56)	0.00
Vendor Number: 015787		**Vendor Name:** E & M ELECTRIC AND MACHINERY, INC.		
Purchase Order: 22-02669				
7/1/2022	Issued		7,230.00	7230.00
7/1/2022	Changed		725.00	7955.00
8/11/2022	Invoiced	403874	(7,955.00)	0.00
Vendor Number: 011582		**Vendor Name:** ECS IMAGING INC		
Purchase Order: 22-02670				
7/1/2022	Issued		7,290.00	7290.00
10/6/2022	Invoiced	16978	(7,290.00)	0.00
Vendor Number: 016021		**Vendor Name:** VISTA PAINT		
Purchase Order: 22-02671				
7/1/2022	Issued		3,000.00	3000.00
Vendor Number: 016036		**Vendor Name:** LAPP WAGONS LLC		
Purchase Order: 22-02672				
7/7/2022	Issued		1,840.25	1840.25
Vendor Number: 013539		**Vendor Name:** WAGE WORKS, INC.		
Purchase Order: 22-02673				
7/1/2022	Issued		1,263.60	1263.60
9/8/2022	Invoiced	INV4022196	(105.30)	1158.30
9/22/2022	Invoiced	INV4127294	(105.30)	1053.00
10/20/2022	Invoiced	INV4231498	(105.30)	947.70
12/1/2022	Invoiced	INV4344480	(105.30)	842.40
12/29/2022	Invoiced	INV4445761	(113.10)	729.30
1/12/2023	Invoiced	INV4550522	(113.10)	616.20
2/9/2023	Invoiced	INV4672340	(113.10)	503.10

Date	Activity Type	Payable ID	Activity Amount	Balance
Vendor Number: 012109		**Vendor Name:** MANAGED HEALTH NETWORK		
Purchase Order: 22-02674				
7/1/2022	Issued		1,503.36	1503.36
7/28/2022	Invoiced	PRM-072878	(125.28)	1378.08
9/8/2022	Invoiced	PRM-073577	(125.28)	1252.80
9/22/2022	Invoiced	PRM-074421	(125.28)	1127.52
12/1/2022	Invoiced	PRM-075870	(125.28)	1002.24
12/1/2022	Invoiced	PRM-075128	(125.28)	876.96
12/15/2022	Invoiced	PRM-076679	(125.28)	751.68
1/12/2023	Invoiced	PRM-077356	(125.28)	626.40
Vendor Number: 015805		**Vendor Name:** JUSTFOIA, INC.		
Purchase Order: 22-02675				
7/7/2022	Issued		6,325.00	6325.00
7/14/2022	Invoiced	RN8481	(6,325.00)	0.00
Vendor Number: 011263		**Vendor Name:** SANTA PAULA SELF STORAGE		
Purchase Order: 22-02676				
7/8/2022	Issued		8,544.00	8544.00
7/14/2022	Invoiced	7/1/22 TO 7/1/23	(8,544.00)	0.00
Vendor Number: 011336		**Vendor Name:** CDCE INC.		
Purchase Order: 22-02678				
7/1/2022	Issued		525.00	525.00
7/28/2022	Invoiced	135962-34	(175.00)	350.00
9/8/2022	Invoiced	135962-35	(175.00)	175.00
10/20/2022	Invoiced	135962-36	(175.00)	0.00
Vendor Number: 011336		**Vendor Name:** CDCE INC.		
Purchase Order: 22-02680				
7/1/2022	Issued		525.00	525.00
7/28/2022	Invoiced	135963-34	(175.00)	350.00
9/8/2022	Invoiced	135963-35	(175.00)	175.00
10/20/2022	Invoiced	135963-36	(175.00)	0.00
Vendor Number: 011336		**Vendor Name:** CDCE INC.		
Purchase Order: 22-02681				
7/1/2022	Issued		2,000.00	2000.00
7/28/2022	Invoiced	136887-27	(200.00)	1800.00
9/8/2022	Invoiced	136887-28	(200.00)	1600.00
10/20/2022	Invoiced	136887-29	(200.00)	1400.00
10/20/2022	Invoiced	136887-30	(200.00)	1200.00
12/1/2022	Invoiced	136887-31	(200.00)	1000.00
12/29/2022	Invoiced	136887-32	(200.00)	800.00
2/9/2023	Invoiced	136887-33	(200.00)	600.00

Date	Activity Type	Payable ID	Activity Amount	Balance
Vendor Number: 011336		**Vendor Name:** CDCE INC.		
Purchase Order: 22-02682				
7/1/2022	Issued		3,480.00	3480.00
7/28/2022	Invoiced	138445-15	(290.00)	3190.00
10/6/2022	Invoiced	138445-16	(290.00)	2900.00
10/20/2022	Invoiced	138445-17	(290.00)	2610.00
10/20/2022	Invoiced	138445-18	(290.00)	2320.00
12/1/2022	Invoiced	138445-19	(290.00)	2030.00
12/29/2022	Invoiced	138445-20	(290.00)	1740.00
2/9/2023	Invoiced	138445-21	(290.00)	1450.00
Vendor Number: 014805		**Vendor Name:** ISSQUARED, INC.		
Purchase Order: 22-02683				
7/1/2022	Issued		11,583.05	11583.05
7/14/2022	Invoiced	00615B	(11,583.05)	0.00
Vendor Number: 011336		**Vendor Name:** CDCE INC.		
Purchase Order: 22-02684				
7/1/2022	Issued		2,160.00	2160.00
7/1/2022	Changed		0.00	2160.00
7/28/2022	Invoiced	139414-7	(180.00)	1980.00
9/8/2022	Invoiced	139414-8	(180.00)	1800.00
10/20/2022	Invoiced	139414-10	(180.00)	1620.00
10/20/2022	Invoiced	139414-9	(180.00)	1440.00
12/1/2022	Invoiced	139414-11	(180.00)	1260.00
12/29/2022	Invoiced	139414-12	(180.00)	1080.00
2/9/2023	Invoiced	139414-13	(180.00)	900.00
Vendor Number: 014053		**Vendor Name:** AMERICA IN BLOOM SANTA PAULA		
Purchase Order: 22-02686				
7/20/2022	Issued		20,000.00	20000.00
7/21/2022	Invoiced	268	(20,000.00)	0.00
Vendor Number: 016044		**Vendor Name:** AERZEN RENTAL USA LLC		
Purchase Order: 22-02687				
7/25/2022	Issued		55,755.00	55755.00
8/25/2022	Invoiced	RPI22-00435	(33,715.00)	22040.00
8/25/2022	Invoiced	RPI22-00436	(6,750.00)	15290.00
9/8/2022	Invoiced	RPI22-00474	(14,040.00)	1250.00
10/20/2022	Changed		19,160.00	20410.00
11/3/2022	Invoiced	RPI22-00579	(9,800.00)	10610.00
11/3/2022	Invoiced	RPI22-00543	(9,360.00)	1250.00
11/3/2022	Invoiced	RPI22-00564	(1,250.00)	0.00

Date	Activity Type	Payable ID	Activity Amount	Balance
Vendor Number: 013360		**Vendor Name:** ENGEO INCORPORATED		
Purchase Order: 22-02688				
7/25/2022	Issued		52,344.00	52344.00
9/8/2022	Invoiced	274728	(396.00)	51948.00
9/22/2022	Invoiced	275656	(409.00)	51539.00
10/20/2022	Invoiced	276366	(5,831.50)	45707.50
12/29/2022	Invoiced	277900	(5,515.00)	40192.50
1/12/2023	Invoiced	277185	(3,534.50)	36658.00
2/9/2023	Invoiced	278527	(632.50)	36025.50
2/9/2023	Invoiced	279283	(4,318.75)	31706.75
Vendor Number: 015633		**Vendor Name:** M6 CONSULTING, INC.		
Purchase Order: 22-02689				
7/1/2022	Issued		99,440.00	99440.00
7/1/2022	Changed		0.00	99440.00
10/6/2022	Invoiced	2271	(15,490.00)	83950.00
10/6/2022	Invoiced	2286	(13,005.00)	70945.00
11/17/2022	Invoiced	2380	(11,710.00)	59235.00
11/17/2022	Invoiced	2384	(17,710.00)	41525.00
1/12/2023	Invoiced	2431	(18,080.00)	23445.00
1/12/2023	Invoiced	2478	(11,670.00)	11775.00
Vendor Number: 010975		**Vendor Name:** VRSD		
Purchase Order: 22-02690				
7/1/2022	Issued		575,821.00	575821.00
8/25/2022	Invoiced	JULY 2022 SEWER COLLEC	(29,321.94)	546499.06
10/20/2022	Invoiced	AUGUST 2022 SEWER	(71,218.30)	475280.76
11/3/2022	Invoiced	2022 SEPTEMBER SEWER	(111,898.24)	363382.52
11/17/2022	Invoiced	OCT 2022 SEWER	(95,123.87)	268258.65
1/12/2023	Invoiced	NOV 2022 SEWER COLLE	(53,050.33)	215208.32
Vendor Number: 010975		**Vendor Name:** VRSD		
Purchase Order: 22-02691				
7/1/2022	Issued		1,171,920.00	1171920.00
8/25/2022	Invoiced	JULY 2022 WRF O & M	(121,557.64)	1050362.36
10/20/2022	Invoiced	AUGUST 2022 WRF O&M	(130,534.70)	919827.66
11/3/2022	Invoiced	2022 SEPT WRF O&M	(125,126.91)	794700.75
12/29/2022	Invoiced	OCT 2022 WRF O&M	(115,404.38)	679296.37
12/29/2022	Invoiced	NOVEMBER 2022	(104,053.54)	575242.83
2/9/2023	Invoiced	DECEMBER 2022	(96,211.36)	479031.47
Vendor Number: 010527		**Vendor Name:** HDL COREN & CONE		
Purchase Order: 22-02693				
7/1/2022	Issued		9,112.50	9112.50
11/3/2022	Invoiced	SIN022378	(3,037.50)	6075.00
2/9/2023	Invoiced	SIN024981	(3,037.50)	3037.50
Vendor Number: 015153		**Vendor Name:** HINDERLITER DE LLAMAS & ASSOCIATES		
Purchase Order: 22-02694				
7/1/2022	Issued		4,500.00	4500.00

Date	Activity Type	Payable ID	Activity Amount	Balance
Vendor Number: 014854		**Vendor Name:** AERZEN USA CORPORATION		
Purchase Order: 22-02695				
8/1/2022	Issued		1,550.00	1550.00
9/22/2022	Invoiced	SEPI-22-004374	(1,550.00)	0.00
Vendor Number: 015603		**Vendor Name:** TRAFFIC MANAGEMENT, INC.		
Purchase Order: 22-02696				
8/1/2022	Issued		498.15	498.15
9/8/2022	Invoiced	892706	(498.15)	0.00
Vendor Number: 010066		**Vendor Name:** DISPENSING TECHNOLOGY CORPORATION		
Purchase Order: 22-02697				
8/1/2022	Issued		110.11	110.11
Vendor Number: 015318		**Vendor Name:** BADGER METER		
Purchase Order: 22-02698				
8/2/2022	Issued		6,129.12	6129.12
8/11/2022	Invoiced	1518919	(789.89)	5339.23
8/11/2022	Invoiced	1518657	(809.24)	4529.99
11/3/2022	Invoiced	1534450	(2,174.91)	2355.08
11/17/2022	Invoiced	1537094	(2,485.20)	-130.12
Vendor Number: 015318		**Vendor Name:** BADGER METER		
Purchase Order: 22-02699				
8/2/2022	Issued		5,960.25	5960.25
11/3/2022	Invoiced	1535172	(4,484.80)	1475.45
12/29/2022	Invoiced	1546045	(1,335.81)	139.64
2/9/2023	Invoiced	1555482	(139.64)	0.00
Vendor Number: 014342		**Vendor Name:** FLOORING 101		
Purchase Order: 22-02700				
8/2/2022	Issued		6,284.23	6284.23
9/8/2022	Invoiced	CG212809	(6,284.23)	0.00
Vendor Number: 012696		**Vendor Name:** TORO ENTERPRISES, INC.		
Purchase Order: 22-02701				
8/2/2022	Issued		16,278,052.00	16278052.00
8/2/2022	Changed		(726,815.02)	15551236.98
10/19/2022	Changed		(1,741,751.70)	13809485.28
10/20/2022	Invoiced	15971	(943,637.32)	12865847.96
10/20/2022	Changed		0.00	12865847.96
11/17/2022	Invoiced	16060	(2,364,492.42)	10501355.54
12/1/2022	Invoiced	16144	(466,599.62)	10034755.92
12/29/2022	Invoiced	16261	(265,232.86)	9769523.06
Vendor Number: 015438		**Vendor Name:** ENCOMPASS CONSULTANT GROUP		
Purchase Order: 22-02702				
8/2/2022	Issued		2,000.00	2000.00

Date	Activity Type	Payable ID	Activity Amount	Balance
Vendor Number: 016027		**Vendor Name:** YUNEX LLC		
Purchase Order: 22-02703				
8/2/2022	Issued		49,915.80	49915.80
8/25/2022	Invoiced	5620040671	(139.18)	49776.62
8/25/2022	Invoiced	5610281357	(1,409.64)	48366.98
10/6/2022	Invoiced	5610281186	(1,409.64)	46957.34
10/6/2022	Invoiced	5620040882	(1,134.12)	45823.22
12/15/2022	Invoiced	5620041540	(763.87)	45059.35
12/15/2022	Invoiced	5610282300	(1,409.64)	43649.71
12/15/2022	Invoiced	5620040329	(1,898.70)	41751.01
12/29/2022	Invoiced	5610282388	(1,409.64)	40341.37
12/29/2022	Invoiced	5620041713	(3,028.81)	37312.56
2/9/2023	Invoiced	5610282791	(1,409.64)	35902.92
2/9/2023	Invoiced	5620041996	(2,582.47)	33320.45
Vendor Number: 016057		**Vendor Name:** MUNICO CORP		
Purchase Order: 22-02704				
8/3/2022	Issued		1,014.18	1014.18
10/8/2022	Invoiced	99417A	(1,014.18)	0.00
Vendor Number: 014427		**Vendor Name:** HARRINGTON INDUSTRIAL PLASTICS		
Purchase Order: 22-02705				
8/3/2022	Issued		3,734.63	3734.63
Vendor Number: 016060		**Vendor Name:** AMERICAN TRAFFIC BARRICADE & SAFETY COMPANY, II		
Purchase Order: 22-02706				
8/4/2022	Issued		151.98	151.98
8/4/2022	Changed		0.00	151.98
11/3/2022	Invoiced	687	(151.98)	0.00
Vendor Number: 016059		**Vendor Name:** PAXXO (USA) INC		
Purchase Order: 22-02707				
8/4/2022	Issued		4,327.00	4327.00
10/20/2022	Invoiced	F22-204	(4,327.00)	0.00
Vendor Number: 016052		**Vendor Name:** NATURAL GREEN LANDSCAPE, INC.		
Purchase Order: 22-02709				
8/4/2022	Issued		13,128.00	13128.00
9/8/2022	Invoiced	19972	(13,128.00)	0.00
Vendor Number: 015318		**Vendor Name:** BADGER METER		
Purchase Order: 22-02710				
8/4/2022	Issued		23,252.10	23252.10
2/9/2023	Invoiced	1554545	(14,873.55)	8378.55

Date	Activity Type	Payable ID	Activity Amount	Balance
Vendor Number: 011811		**Vendor Name:** DE LAGE LANDEN		
Purchase Order: 22-02711				
7/1/2022	Issued		3,000.00	3000.00
8/11/2022	Invoiced	76929138	(243.25)	2756.75
8/25/2022	Invoiced	77221130	(264.76)	2491.99
9/22/2022	Invoiced	77505688	(218.57)	2273.42
10/6/2022	Invoiced	77619413	(64.96)	2208.46
12/29/2022	Invoiced	78425700	(223.43)	1985.03
1/26/2023	Invoiced	78710291	(241.11)	1743.92
Vendor Number: 011436		**Vendor Name:** TRAVIS AGRICULTURAL CONSTRUCTION INC		
Purchase Order: 22-02712				
8/9/2022	Issued		49,999.00	49999.00
10/6/2022	Invoiced	22999-F	(15,311.60)	34687.40
12/15/2022	Invoiced	221282-P	(7,809.84)	26877.56
12/15/2022	Invoiced	221282-F	(4,119.85)	22757.71
12/15/2022	Invoiced	221219-F	(6,270.34)	16487.37
Vendor Number: 015602		**Vendor Name:** MATA, IVAN		
Purchase Order: 22-02713				
7/1/2022	Issued		84,600.00	84600.00
8/25/2022	Invoiced	1370	(7,040.00)	77560.00
10/20/2022	Invoiced	1393	(7,040.00)	70520.00
10/20/2022	Invoiced	1412	(7,040.00)	63480.00
12/1/2022	Invoiced	1432	(7,040.00)	56440.00
12/29/2022	Invoiced	1450	(7,040.00)	49400.00
1/26/2023	Invoiced	1475	(7,040.00)	42360.00
Vendor Number: 015175		**Vendor Name:** ANDERSON REFRIGERATION, INC.		
Purchase Order: 22-02714				
8/10/2022	Issued		8,850.00	8850.00
8/10/2022	Changed		0.00	8850.00
9/22/2022	Invoiced	44707	(8,000.00)	850.00
Vendor Number: 016079		**Vendor Name:** MARIPOSA TREE MANAGEMENT, INC.		
Purchase Order: 22-02715				
8/1/2022	Issued		30,000.00	30000.00
10/20/2022	Invoiced	2500	(10,835.55)	19164.45
12/29/2022	Invoiced	2593	(2,410.80)	16753.65
Vendor Number: 014129		**Vendor Name:** SAM HILL & SONS, INC		
Purchase Order: 22-02716				
8/11/2022	Issued		49,999.00	49999.00
9/8/2022	Invoiced	4240	(15,101.36)	34897.64
9/8/2022	Invoiced	4097	(5,340.00)	29557.64
Vendor Number: 011389		**Vendor Name:** TYLER TECHNOLOGIES, INC		
Purchase Order: 22-02717				
8/1/2022	Issued		13,356.23	13356.23
8/25/2022	Invoiced	025-387675	(13,356.23)	0.00

Date	Activity Type	Payable ID	Activity Amount	Balance
Vendor Number: 015790		**Vendor Name:** PRECISE WEIGHING SYSTEMS, INC.		
Purchase Order: 22-02718				
8/16/2022	Issued		360.00	360.00
10/6/2022	Invoiced	3865	(360.00)	0.00
Vendor Number: 015318		**Vendor Name:** BADGER METER		
Purchase Order: 22-02719				
8/16/2022	Issued		23,070.24	23070.24
Vendor Number: 015318		**Vendor Name:** BADGER METER		
Purchase Order: 22-02720				
8/16/2022	Issued		23,252.10	23252.10
Vendor Number: 015044		**Vendor Name:** ARACO ENTERPRISES LLC DBA ATHENS ENVIRONMENTA		
Purchase Order: 22-02721				
8/17/2022	Issued		11,178.00	11178.00
8/17/2022	Changed		23,139.00	34317.00
9/8/2022	Invoiced	12683474	(11,439.00)	22878.00
9/22/2022	Invoiced	12859763	(11,439.00)	11439.00
10/20/2022	Invoiced	13040540	(11,439.00)	0.00
Vendor Number: 015001		**Vendor Name:** SYNAGRO-WWT, INC.		
Purchase Order: 22-02722				
7/1/2022	Issued		275,008.00	275008.00
9/8/2022	Invoiced	31777	(23,363.91)	251644.09
9/22/2022	Invoiced	32457	(25,542.52)	226101.57
10/20/2022	Invoiced	33075	(22,609.23)	203492.34
12/15/2022	Invoiced	33887	(20,448.41)	183043.93
12/29/2022	Invoiced	34673	(23,766.66)	159277.27
2/9/2023	Invoiced	35437	(21,252.00)	138025.27
Vendor Number: 013544		**Vendor Name:** LARRY WALKER ASSOCIATES, INC.		
Purchase Order: 22-02723				
8/4/2022	Issued		60,000.00	60000.00
10/20/2022	Invoiced	00506.12-1	(1,753.00)	58247.00
11/3/2022	Invoiced	00506.12-2	(870.00)	57377.00
11/17/2022	Invoiced	00506.11-20	(2,897.50)	54479.50
12/15/2022	Invoiced	00506.12-3	(580.00)	53899.50
12/29/2022	Invoiced	00506.11-18	(2,261.00)	51638.50
2/9/2023	Invoiced	00506.12-4	(870.00)	50768.50
Vendor Number: 014369		**Vendor Name:** GSI WATER SOLUTIONS, INC.		
Purchase Order: 22-02724				
7/1/2022	Issued		173,480.00	173480.00
8/17/2022	Changed		0.00	173480.00
8/25/2022	Invoiced	00694.003 - 35	(8,489.55)	164990.45
10/6/2022	Invoiced	00694.010 - 1	(25,000.45)	139990.00
11/3/2022	Invoiced	00694.010 - 2	(9,069.63)	130920.37
12/29/2022	Invoiced	00694.010 - 3R	(13,989.39)	116930.98
12/29/2022	Invoiced	00694.010 - 4	(5,406.02)	111524.96

Date	Activity Type	Payable ID	Activity Amount	Balance
Vendor Number: 014427	**Vendor Name:** HARRINGTON INDUSTRIAL PLASTICS			
Purchase Order: 22-02725				
8/23/2022	Issued		6,724.95	6724.95
8/23/2022	Changed		378.20	7103.15
11/17/2022	Invoiced	013C5392	(7,103.15)	0.00
Vendor Number: 015442	**Vendor Name:** MARIPOSA LANDSCAPES, INC.			
Purchase Order: 22-02727				
7/1/2022	Issued		60,068.00	60068.00
8/25/2022	Invoiced	98692	(4,726.67)	55341.33
9/22/2022	Invoiced	99149	(4,726.67)	50614.66
10/20/2022	Invoiced	99673	(4,726.67)	45887.99
11/17/2022	Invoiced	100052	(4,726.67)	41161.32
12/15/2022	Invoiced	100418	(4,726.67)	36434.65
1/12/2023	Invoiced	100829	(4,726.67)	31707.98
Vendor Number: 011524	**Vendor Name:** SOLID WASTE SOLUTIONS			
Purchase Order: 22-02728				
7/1/2022	Issued		16,000.00	16000.00
9/22/2022	Invoiced	5024	(6,154.00)	9846.00
9/22/2022	Invoiced	5023	(2,534.00)	7312.00
10/20/2022	Invoiced	5025	(1,357.50)	5954.50
Vendor Number: 016095	**Vendor Name:** LA CASA DE CERAMICA LLC			
Purchase Order: 22-02730				
9/12/2022	Issued		6,314.26	6314.26
10/4/2022	Invoiced	DEPOSIT ONLY	(3,814.26)	2500.00
11/17/2022	Invoiced	10/31/2022	(2,500.00)	0.00
Vendor Number: 016096	**Vendor Name:** GERALD GARCIA			
Purchase Order: 22-02731				
9/12/2022	Issued		3,000.00	3000.00
Vendor Number: 015884	**Vendor Name:** NATIONAL AUTO FLEET GROUP			
Purchase Order: 22-02732				
9/12/2022	Issued		37,131.12	37131.12
Vendor Number: 010847	**Vendor Name:** FARMERS IRRIGATION			
Purchase Order: 22-02733				
9/13/2022	Issued		31,111.60	31111.60
9/22/2022	Invoiced	18003	(3,111.16)	28000.44
10/20/2022	Invoiced	18084	(3,111.16)	24889.28
12/15/2022	Invoiced	18163	(3,111.16)	21778.12
12/15/2022	Invoiced	18241	(3,111.16)	18666.96
Vendor Number: 015839	**Vendor Name:** DOOSAN INDUSTRIAL VEHICLE AMERICA			
Purchase Order: 22-02734				
9/13/2022	Issued		37,046.87	37046.87
Vendor Number: 011303	**Vendor Name:** CDW GOVERNMENT INC			
Purchase Order: 22-02735				
8/30/2022	Issued		8,710.52	8710.52
10/20/2022	Invoiced	DF33164	(8,710.52)	0.00

Date	Activity Type	Payable ID	Activity Amount	Balance
Vendor Number: 016088		**Vendor Name:** CLEAN POWER ALLIANCEOF SOUTHERN CALIFORNIA		
Purchase Order: 22-02736				
9/14/2022	Issued		10,000.00	10000.00
9/22/2022	Invoiced	COSP-0822	(10,000.00)	0.00
Vendor Number: 015869		**Vendor Name:** BARBOZA & ASSOCIATES, A LAW CORPORATION		
Purchase Order: 22-02737				
9/15/2022	Issued		13,005.00	13005.00
9/22/2022	Invoiced	641-2-080122	(13,005.00)	0.00
Vendor Number: 011524		**Vendor Name:** SOLID WASTE SOLUTIONS		
Purchase Order: 22-02738				
8/29/2022	Issued		31,500.00	31500.00
9/22/2022	Invoiced	180	(1,991.50)	29508.50
9/22/2022	Invoiced	179	(664.50)	28844.00
10/20/2022	Invoiced	181	(4,211.75)	24632.25
12/15/2022	Invoiced	183	(845.00)	23787.25
12/29/2022	Invoiced	182	(2,053.50)	21733.75
1/12/2023	Invoiced	184	(1,086.00)	20647.75
2/9/2023	Invoiced	185	(1,222.25)	19425.50
Vendor Number: 015633		**Vendor Name:** M6 CONSULTING, INC.		
Purchase Order: 22-02739				
7/1/2022	Issued		68,693.12	68693.12
10/6/2022	Invoiced	2293	(11,370.63)	57322.49
11/17/2022	Invoiced	2389	(5,465.63)	51856.86
11/17/2022	Invoiced	2344	(4,635.63)	47221.23
1/12/2023	Invoiced	2464	(6,010.63)	41210.60
Vendor Number: 015829		**Vendor Name:** MANUFACTURERS EDGE INC.		
Purchase Order: 22-02740				
9/16/2022	Issued		2,050.41	2050.41
10/20/2022	Invoiced	SIN150141	(2,050.41)	0.00
Vendor Number: 015505		**Vendor Name:** TRIPEPI, SMITH AND ASSOCIATES, INC.		
Purchase Order: 22-02741				
9/16/2022	Issued		25,368.75	25368.75
9/16/2022	Voided - Change		(25,368.75)	0.00
Vendor Number: 013039		**Vendor Name:** GRANICUS, INC.		
Purchase Order: 22-02742				
9/19/2022	Issued		23,578.52	23578.52
10/6/2022	Invoiced	155688	(23,578.52)	0.00
Vendor Number: 015848		**Vendor Name:** NATIONAL LEAD FOR AMERICA, INC.		
Purchase Order: 22-02743				
9/21/2022	Issued		20,000.00	20000.00
9/22/2022	Invoiced	0000465b	(20,000.00)	0.00
Vendor Number: 010799		**Vendor Name:** SPARLING INSTRUMENTS, INC.		
Purchase Order: 22-02744				
9/21/2022	Issued		3,318.50	3318.50

Date	Activity Type	Payable ID	Activity Amount	Balance
Vendor Number: 010218		**Vendor Name:** NEW IMAGE AUTO BODY		
Purchase Order: 22-02745				
9/22/2022	Issued		6,113.87	6113.87
9/22/2022	Invoiced	3241	(6,113.87)	0.00
Vendor Number: 013292		**Vendor Name:** SANTA PAULA ANIMAL RESCUE CENTER (SPARC)		
Purchase Order: 22-02746				
9/22/2022	Issued		20,000.00	20000.00
9/26/2022	Invoiced	LOCAL GRANT PROGRAM	(20,000.00)	0.00
Vendor Number: 014216		**Vendor Name:** SANTA CLARA VALLEY, THE HOSPICE HOME SUPPORT		
Purchase Order: 22-02747				
9/22/2022	Issued		42,500.00	42500.00
9/26/2022	Invoiced	LOCAL GRANT PROGRAM	(42,500.00)	0.00
Vendor Number: 016034		**Vendor Name:** SPIRIT OF SANTA PAULA		
Purchase Order: 22-02748				
9/27/2022	Issued		30,000.00	30000.00
9/27/2022	Invoiced	LOCAL GRANT PROGRAM	(30,000.00)	0.00
Vendor Number: 015450		**Vendor Name:** NORTHERN DIGITAL, INC.		
Purchase Order: 22-02749				
7/1/2022	Issued		49,999.00	49999.00
12/29/2022	Invoiced	057104	(6,457.50)	43541.50
1/26/2023	Invoiced	057146	(700.00)	42841.50
Vendor Number: 016052		**Vendor Name:** NATURAL GREEN LANDSCAPE, INC.		
Purchase Order: 22-02750				
10/1/2022	Issued		42,300.00	42300.00
11/17/2022	Invoiced	20393	(4,700.00)	37600.00
12/15/2022	Invoiced	20553	(4,700.00)	32900.00
1/12/2023	Invoiced	20726	(4,700.00)	28200.00
1/30/2023	Changed		16,500.00	44700.00
2/6/2023	Changed		(12,750.00)	31950.00
Vendor Number: 015869		**Vendor Name:** BARBOZA & ASSOCIATES, A LAW CORPORATION		
Purchase Order: 22-02751				
9/30/2022	Issued		16,582.50	16582.50
11/17/2022	Invoiced	641-2-090222	(16,582.50)	0.00
Vendor Number: 015505		**Vendor Name:** TRIPEPI, SMITH AND ASSOCIATES, INC.		
Purchase Order: 22-02752				
10/3/2022	Issued		27,180.00	27180.00
10/3/2022	Voided - Change		0.00	27180.00
10/6/2022	Invoiced	8139	(13,590.00)	13590.00
Vendor Number: 010241		**Vendor Name:** OILFIELD ELECTRIC & MOTOR		
Purchase Order: 22-02753				
10/3/2022	Issued		9,276.00	9276.00

Date	Activity Type	Payable ID	Activity Amount	Balance
Vendor Number: 015882		**Vendor Name:** YJ LEE INC		
Purchase Order: 22-02754				
10/3/2022	Issued		49,214.87	49214.87
10/3/2022	Changed		0.00	49214.87
11/17/2022	Invoiced	202200817	(49,214.87)	0.00
Vendor Number: 015504		**Vendor Name:** YNIGUEZ, EDUARDO		
Purchase Order: 22-02755				
10/4/2022	Issued		6,075.00	6075.00
12/15/2022	Invoiced	#2210191	(6,075.00)	0.00
Vendor Number: 015799		**Vendor Name:** CALIFORNIA CONSULTING, INC.		
Purchase Order: 22-02756				
7/1/2022	Issued		42,000.00	42000.00
10/20/2022	Invoiced	5431	(3,500.00)	38500.00
10/20/2022	Invoiced	5250	(3,500.00)	35000.00
10/20/2022	Invoiced	5317	(3,500.00)	31500.00
10/20/2022	Invoiced	5373	(3,500.00)	28000.00
11/17/2022	Invoiced	5497	(3,500.00)	24500.00
12/15/2022	Invoiced	5564	(3,500.00)	21000.00
1/12/2023	Invoiced	5625	(3,500.00)	17500.00
Vendor Number: 015001		**Vendor Name:** SYNAGRO-WWT, INC.		
Purchase Order: 22-02757				
7/1/2022	Issued		275,008.00	275008.00
7/1/2022	Voided - Change		(275,008.00)	0.00
Vendor Number: 013911		**Vendor Name:** MKN ASSOCIATES INC		
Purchase Order: 22-02761				
8/17/2022	Issued		836,042.40	836042.40
12/15/2022	Invoiced	101624	(95,802.68)	740239.72
12/15/2022	Invoiced	101637	(21,604.61)	718635.11
1/12/2023	Invoiced	101782	(21,063.51)	697571.60
Vendor Number: 016112		**Vendor Name:** CUSHMAN CONTRACTING CORPORATION		
Purchase Order: 22-02762				
8/1/2022	Issued		377,641.00	377641.00
8/1/2022	Changed		(17,741.25)	359899.75
10/20/2022	Invoiced	1	(169,375.50)	190524.25
1/12/2023	Invoiced	2	(167,708.25)	22816.00
Vendor Number: 015980		**Vendor Name:** GANDARA, KATHY M.		
Purchase Order: 22-02763				
10/3/2022	Issued		12,296.28	12296.28
10/20/2022	Invoiced	#426	(12,296.28)	0.00
Vendor Number: 015633		**Vendor Name:** M6 CONSULTING, INC.		
Purchase Order: 22-02764				
9/28/2022	Issued		25,425.00	25425.00
12/1/2022	Invoiced	2396	(3,125.30)	22299.70
1/12/2023	Invoiced	2432	(9,074.38)	13225.32
1/12/2023	Invoiced	2475	(5,556.25)	7669.07

Date	Activity Type	Payable ID	Activity Amount	Balance
Vendor Number: 016114	**Vendor Name:** CANINE ADOPTION AND RESCUE LEAGUE			
Purchase Order: 22-02765				
9/7/2022	Issued		10,000.00	10000.00
10/20/2022	Invoiced	2022 RELIEF ASSISTANCE	(10,000.00)	0.00
Vendor Number: 012257	**Vendor Name:** PROMANTEK, INC.			
Purchase Order: 22-02767				
10/1/2022	Issued		6,899.00	6899.00
10/20/2022	Invoiced	INV-006227	(6,899.00)	0.00
Vendor Number: 015318	**Vendor Name:** BADGER METER			
Purchase Order: 22-02768				
9/26/2022	Issued		23,732.73	23732.73
1/26/2023	Invoiced	1548855	(8,651.34)	15081.39
Vendor Number: 015318	**Vendor Name:** BADGER METER			
Purchase Order: 22-02769				
9/26/2022	Issued		23,070.24	23070.24
Vendor Number: 015318	**Vendor Name:** BADGER METER			
Purchase Order: 22-02770				
9/26/2022	Issued		23,732.73	23732.73
1/26/2023	Invoiced	1548856	(8,651.34)	15081.39
Vendor Number: 015318	**Vendor Name:** BADGER METER			
Purchase Order: 22-02771				
9/26/2022	Issued		23,252.10	23252.10
Vendor Number: 015318	**Vendor Name:** BADGER METER			
Purchase Order: 22-02772				
10/5/2022	Issued		24,887.77	24887.77
1/26/2023	Invoiced	1550602	(6,648.72)	18239.05
1/26/2023	Invoiced	1551569	(6,648.72)	11590.33
Vendor Number: 015318	**Vendor Name:** BADGER METER			
Purchase Order: 22-02773				
10/5/2022	Issued		24,846.62	24846.62
Vendor Number: 015318	**Vendor Name:** BADGER METER			
Purchase Order: 22-02774				
10/5/2022	Issued		23,615.83	23615.83
Vendor Number: 016044	**Vendor Name:** AERZEN RENTAL USA LLC			
Purchase Order: 22-02775				
10/20/2022	Issued		19,160.00	19160.00
10/20/2022	Voided - Change		(19,160.00)	0.00
Vendor Number: 015844	**Vendor Name:** SAFARILAND, LLC			
Purchase Order: 22-02776				
10/24/2022	Issued		1,860.18	1860.18
1/26/2023	Invoiced	I010-469848	(1,860.17)	0.01
Vendor Number: 011116	**Vendor Name:** BOYS & GIRLS CLUB OF SANTA CLARA VALLEY			
Purchase Order: 22-02777				
9/7/2022	Issued		42,500.00	42500.00
11/3/2022	Invoiced	LOCAL GRANT PROGRAM	(42,500.00)	0.00

Date	Activity Type	Payable ID	Activity Amount	Balance
Vendor Number: 016117		**Vendor Name:** BARRANCO, PABLO		
Purchase Order: 22-02778				
10/28/2022	Issued		11,800.00	11800.00
10/28/2022	Changed		(620.00)	11180.00
11/2/2022	Changed		970.00	12150.00
11/3/2022	Invoiced	#FTT39	(1,150.00)	11000.00
12/1/2022	Invoiced	#FTT40	(11,000.00)	0.00
Vendor Number: 015980		**Vendor Name:** GANDARA, KATHY M.		
Purchase Order: 22-02779				
11/1/2022	Issued		7,429.01	7429.01
11/3/2022	Invoiced	#432	(7,429.01)	0.00
Vendor Number: 016062		**Vendor Name:** BANNER BANK		
Purchase Order: 22-02780				
10/28/2022	Issued		726,815.02	726815.02
11/17/2022	Invoiced	16060-RET	(124,446.97)	602368.05
12/1/2022	Invoiced	16144-RET	(24,557.88)	577810.17
12/1/2022	Invoiced	15971-RET	(49,665.12)	528145.05
12/29/2022	Invoiced	16261-RET	(13,959.62)	514185.43
Vendor Number: 015399		**Vendor Name:** ROBERT WILLIAM COMPANY, LLC		
Purchase Order: 22-02781				
9/23/2022	Issued		93,000.00	93000.00
Vendor Number: 012895		**Vendor Name:** MNS ENGINEERS, INC.		
Purchase Order: 22-02782				
10/19/2022	Issued		84,587.00	84587.00
10/19/2022	Changed		(16.17)	84570.83
Vendor Number: 014663		**Vendor Name:** PHOENIX CIVIL ENGINEERING, INC.		
Purchase Order: 22-02783				
10/19/2022	Issued		378,930.00	378930.00
12/29/2022	Invoiced	22308	(2,790.00)	376140.00
1/12/2023	Invoiced	22329	(1,845.00)	374295.00
Vendor Number: 015318		**Vendor Name:** BADGER METER		
Purchase Order: 22-02784				
11/2/2022	Issued		11,590.33	11590.33
Vendor Number: 015844		**Vendor Name:** SAFARILAND, LLC		
Purchase Order: 22-02785				
11/8/2022	Issued		1,133.59	1133.59
Vendor Number: 013561		**Vendor Name:** GOVERNMENTJOBS.COM, INC.		
Purchase Order: 22-02786				
11/10/2022	Issued		5,289.90	5289.90
11/17/2022	Invoiced	INV-23187	(5,289.90)	0.00
Vendor Number: 010149		**Vendor Name:** EJS CONSTRUCTION		
Purchase Order: 22-02787				
10/5/2022	Issued		273,919.58	273919.58

Date	Activity Type	Payable ID	Activity Amount	Balance
Vendor Number: 016120		**Vendor Name:** CANYON SPRINGS ENTERPRISES		
Purchase Order: 22-02788				
10/19/2022	Issued		5,006,138.00	5006138.00
10/19/2022	Changed		(222,475.00)	4783663.00
Vendor Number: 015778		**Vendor Name:** ADVANCED TURF SOLUTIONS, INC.		
Purchase Order: 22-02789				
11/16/2022	Issued		2,526.65	2526.65
1/10/2023	Changed		(168.30)	2358.35
1/12/2023	Invoiced	SO1057675	(2,358.35)	0.00
Vendor Number: 014438		**Vendor Name:** ONESOURCE DISTRIBUTORS		
Purchase Order: 22-02790				
11/17/2022	Issued		1,606.16	1606.16
Vendor Number: 015821		**Vendor Name:** BARRISTER PROFESSIONAL SERVICES, LLC.		
Purchase Order: 22-02791				
11/9/2022	Issued		8,568.00	8568.00
12/1/2022	Invoiced	21-08-0021-007	(8,568.00)	0.00
Vendor Number: 010347		**Vendor Name:** RINCON CONSULTANTS, INC		
Purchase Order: 22-02792				
11/18/2022	Issued		3,993.00	3993.00
2/9/2023	Invoiced	45111	(3,984.75)	8.25
Vendor Number: 016027		**Vendor Name:** YUNEX LLC		
Purchase Order: 22-02793				
11/18/2022	Issued		14,387.35	14387.35
Vendor Number: 010595		**Vendor Name:** J & H ENGINEERING GENERAL CONTRACTOR, INC		
Purchase Order: 22-02794				
11/18/2022	Issued		741,687.00	741687.00
1/12/2023	Invoiced	#3935	(531,889.25)	209797.75
2/9/2023	Invoiced	#3943	(106,164.66)	103633.09
Vendor Number: 016125		**Vendor Name:** ARANDA, MIKE		
Purchase Order: 22-02795				
11/10/2022	Issued		15,000.00	15000.00
12/1/2022	Invoiced	0000001	(2,400.00)	12600.00
12/15/2022	Invoiced	000002	(2,760.00)	9840.00
12/29/2022	Invoiced	0000003	(2,040.00)	7800.00
1/12/2023	Invoiced	0000004	(1,260.00)	6540.00
1/18/2023	Changed		54,600.00	61140.00
1/26/2023	Invoiced	0000005	(1,260.00)	59880.00
2/9/2023	Invoiced	0000006	(2,400.00)	57480.00
Vendor Number: 010903		**Vendor Name:** USA BLUE BOOK		
Purchase Order: 22-02796				
11/22/2022	Issued		801.95	801.95
Vendor Number: 010903		**Vendor Name:** USA BLUE BOOK		
Purchase Order: 22-02797				
11/22/2022	Issued		1,863.63	1863.63
12/15/2022	Invoiced	190781	(1,863.63)	0.00

Date	Activity Type	Payable ID	Activity Amount	Balance
Vendor Number: 010710		**Vendor Name:** AMERICAN LEGAL PUBLISHING CORP		
Purchase Order: 22-02798				
11/29/2022	Issued		5,516.68	5516.68
12/1/2022	Invoiced	19518	(5,516.68)	0.00
Vendor Number: 014494		**Vendor Name:** AXON ENTERPRISES		
Purchase Order: 22-02799				
11/1/2022	Issued		10,608.50	10608.50
12/1/2022	Invoiced	INUS112735	(10,608.50)	0.00
Vendor Number: 015840		**Vendor Name:** ENVIRONMENTAL RESOURCE ASSOCIATION, INC.		
Purchase Order: 22-02800				
11/28/2022	Issued		270.94	270.94
Vendor Number: 015841		**Vendor Name:** MERIDIAN RAPID DEFENSE GROUP, LLC		
Purchase Order: 22-02801				
11/22/2022	Issued		223.51	223.51
Vendor Number: 015859		**Vendor Name:** ROGERS, ANDERSON, MALODY & SCOTT, LLP		
Purchase Order: 22-02802				
12/6/2022	Issued		30,050.00	30050.00
1/26/2023	Invoiced	71222	(8,000.00)	22050.00
1/26/2023	Invoiced	71084	(2,000.00)	20050.00
Vendor Number: 015728		**Vendor Name:** THE COUNSELING TEAM INTERNATIONAL		
Purchase Order: 22-02803				
12/1/2022	Issued		16,000.00	16000.00
12/29/2022	Invoiced	84358	(2,000.00)	14000.00
2/9/2023	Invoiced	84688	(2,000.00)	12000.00
Vendor Number: 016132		**Vendor Name:** DXP ENTERPRISES, INC.		
Purchase Order: 22-02804				
12/5/2022	Issued		1,349.41	1349.41
1/12/2023	Invoiced	53353612	(1,228.86)	120.55
Vendor Number: 016133		**Vendor Name:** LUCHA		
Purchase Order: 22-02805				
12/12/2022	Issued		35,000.00	35000.00
12/15/2022	Invoiced	LOCAL GRANT PRGM	(35,000.00)	0.00
Vendor Number: 014854		**Vendor Name:** AERZEN USA CORPORATION		
Purchase Order: 22-02806				
12/14/2022	Issued		2,500.00	2500.00
Vendor Number: 010828		**Vendor Name:** STATE WATER RESOURCE CONTROL BOARD		
Purchase Order: 22-02807				
12/20/2022	Issued		17,666.00	17666.00
12/29/2022	Invoiced	SW-0243248	(17,666.00)	0.00
Vendor Number: 014427		**Vendor Name:** HARRINGTON INDUSTRIAL PLASTICS		
Purchase Order: 22-02808				
12/21/2022	Changed		29.45	29.45
1/6/2023	Issued		381.06	410.51
1/12/2023	Invoiced	013C6200	(410.51)	0.00

Date	Activity Type	Payable ID	Activity Amount	Balance
Vendor Number: 016137	**Vendor Name:** PROMOTORAS Y PROMOTORES FOUNDATION			
Purchase Order: 22-02809				
12/22/2022	Issued		20,000.00	20000.00
12/29/2022	Invoiced	2022 LGP	(20,000.00)	0.00
Vendor Number: 016141	**Vendor Name:** NATIONAL GRAPHICS, LLC			
Purchase Order: 22-02810				
1/5/2023	Issued		5,859.85	5859.85
Vendor Number: 015772	**Vendor Name:** CLEAN EARTH ENVIRONMENTAL SOLUTIONS, INC.			
Purchase Order: 22-02811				
1/4/2023	Issued		8,934.01	8934.01
1/12/2023	Invoiced	72403660732	(8,934.01)	0.00
Vendor Number: 016052	**Vendor Name:** NATURAL GREEN LANDSCAPE, INC.			
Purchase Order: 22-02812				
1/5/2023	Issued		4,000.00	4000.00
2/9/2023	Invoiced	20986	(4,000.00)	0.00
Vendor Number: 014947	**Vendor Name:** VEOLIA WATER TECHNOLOGIES TREATMENT SOLUTION			
Purchase Order: 22-02813				
1/5/2023	Issued		35,167.39	35167.39
Vendor Number: 015989	**Vendor Name:** MERCHANT MCINTYRE & ASSOCIATES, LLC			
Purchase Order: 22-02814				
1/6/2023	Issued		59,500.00	59500.00
1/6/2023	Changed		500.00	60000.00
1/6/2023	Changed		0.00	60000.00
1/6/2023	Changed		0.00	60000.00
1/12/2023	Invoiced	109-2022-012	(6,000.00)	54000.00
1/12/2023	Invoiced	109-2023-001	(6,000.00)	48000.00
1/26/2023	Invoiced	109-2022-011	(6,000.00)	42000.00
1/26/2023	Invoiced	109-2022-007	(6,000.00)	36000.00
1/26/2023	Invoiced	109-2022-008	(6,000.00)	30000.00
Vendor Number: 014169	**Vendor Name:** LIMONEIRA LEWIS COMMUNITIES BUILDERS			
Purchase Order: 22-02815				
1/6/2023	Issued		2,672,824.02	2672824.02
1/9/2023	Invoiced	2023 SPORTS PARK 1	(2,672,824.02)	0.00
Vendor Number: 015505	**Vendor Name:** TRIPEPI, SMITH AND ASSOCIATES, INC.			
Purchase Order: 22-02816				
12/13/2022	Issued		22,320.00	22320.00
Vendor Number: 011336	**Vendor Name:** CDCE INC.			
Purchase Order: 22-02817				
1/9/2023	Issued		4,419.81	4419.81
Vendor Number: 016062	**Vendor Name:** BANNER BANK			
Purchase Order: 22-02818				
11/16/2022	Issued		222,475.00	222475.00
Vendor Number: 013344	**Vendor Name:** WEST COAST AIR CONDITIONING			
Purchase Order: 22-02819				
12/19/2022	Issued		26,825.00	26825.00

Date	Activity Type	Payable ID	Activity Amount	Balance
Vendor Number: 011094		**Vendor Name:** COASTLINE EQUIPMENT INC		
Purchase Order: 22-02820				
1/10/2023	Issued		99,807.18	99807.18
Vendor Number: 014427		**Vendor Name:** HARRINGTON INDUSTRIAL PLASTICS		
Purchase Order: 22-02821				
1/10/2023	Issued		21,501.46	21501.46
1/26/2023	Invoiced	013C3715	(21,501.46)	0.00
Vendor Number: 010897		**Vendor Name:** UNITED WATER CONSERVATION DISTRICT		
Purchase Order: 22-02822				
1/10/2023	Issued		394,974.84	394974.84
1/12/2023	Invoiced	7/1/22 - 12/31/22	(394,974.84)	0.00
Vendor Number: 010791		**Vendor Name:** SOFT CHOICE CORPORATION		
Purchase Order: 22-02823				
1/10/2023	Issued		25,991.86	25991.86
1/12/2023	Invoiced	90866861	(25,991.86)	0.00
Vendor Number: 011341		**Vendor Name:** CALIFORNIA JPIA		
Purchase Order: 22-02824				
1/10/2023	Issued		13,650.00	13650.00
1/12/2023	Invoiced	ADA-176	(13,650.00)	0.00
Vendor Number: 015844		**Vendor Name:** SAFARILAND, LLC		
Purchase Order: 22-02825				
1/10/2023	Issued		2,977.09	2977.09
Vendor Number: 016145		**Vendor Name:** Mark43, Inc.		
Purchase Order: 22-02827				
1/11/2023	Issued		185,746.00	185746.00
2/9/2023	Invoiced	INV0804	(92,873.00)	92873.00
Vendor Number: 016148		**Vendor Name:** AIRX TESTING SERVICES, INC.		
Purchase Order: 22-02828				
1/12/2023	Issued		4,555.00	4555.00
Vendor Number: 016149		**Vendor Name:** COUNTY OF VENTURA		
Purchase Order: 22-02829				
1/12/2023	Issued		9,000.00	9000.00
Vendor Number: 011306		**Vendor Name:** CONSOLIDATED ELECTRICAL DISTRIBUTOR		
Purchase Order: 22-02830				
1/17/2023	Issued		13,307.36	13307.36
Vendor Number: 015787		**Vendor Name:** E & M ELECTRIC AND MACHINERY, INC.		
Purchase Order: 22-02831				
1/17/2023	Issued		13,990.00	13990.00
Vendor Number: 014663		**Vendor Name:** PHOENIX CIVIL ENGINEERING, INC.		
Purchase Order: 22-02832				
1/17/2023	Issued		56,030.00	56030.00

Date	Activity Type	Payable ID	Activity Amount	Balance
Vendor Number: 012707		**Vendor Name:** KOSMONT COMPANIES		
Purchase Order: 22-02833				
1/17/2023	Issued		27,676.20	27676.20
1/26/2023	Invoiced	2106.3-004	(3,529.50)	24146.70
1/26/2023	Invoiced	2106.3-006	(2,337.40)	21809.30
1/26/2023	Invoiced	2106.3-005	(4,304.30)	17505.00
Vendor Number: 015717		**Vendor Name:** INTERNATIONAL ENVIRONMENTAL CORPORATION		
Purchase Order: 22-02834				
1/18/2023	Issued		5,000.00	5000.00
1/26/2023	Invoiced	7802	(5,000.00)	0.00
Vendor Number: 015717		**Vendor Name:** INTERNATIONAL ENVIRONMENTAL CORPORATION		
Purchase Order: 22-02835				
1/24/2023	Issued		99,500.00	99500.00
Vendor Number: 013302		**Vendor Name:** ABSOLUTE SOFTWARE, INC.		
Purchase Order: 22-02836				
1/25/2023	Issued		2,233.49	2233.49
2/9/2023	Invoiced	I0068053	(2,233.49)	0.00
Vendor Number: 010828		**Vendor Name:** STATE WATER RESOURCE CONTROL BOARD		
Purchase Order: 22-02837				
1/26/2023	Issued		40,873.75	40873.75
2/9/2023	Invoiced	LW-1041853	(40,873.75)	0.00
Vendor Number: 010828		**Vendor Name:** STATE WATER RESOURCE CONTROL BOARD		
Purchase Order: 22-02838				
2/6/2023	Issued		7,770.00	7770.00
2/9/2023	Invoiced	WD-0213860	(7,770.00)	0.00
Vendor Number: 010828		**Vendor Name:** STATE WATER RESOURCE CONTROL BOARD		
Purchase Order: 22-02839				
2/6/2023	Issued		51,063.00	51063.00
2/9/2023	Invoiced	WD-0213863	(51,063.00)	0.00
Vendor Number: 016126		**Vendor Name:** ENVISION VTA FD AUTO LLC		
Purchase Order: 22-02840				
2/6/2023	Issued		36,947.67	36947.67
2/9/2023	Invoiced	2022 FORD 250	(36,947.67)	0.00
Vendor Number: 015893		**Vendor Name:** INTERNATIONAL BUSINESS INFORMATION TECHNOLOG		
Purchase Order: 22-02841				
2/8/2023	Issued		6,102.75	6102.75
2/9/2023	Invoiced	INV-001511	(6,102.75)	0.00
Vendor Number: 015603		**Vendor Name:** TRAFFIC MANAGEMENT, INC.		
Purchase Order: 22-02842				
2/8/2023	Issued		288.95	288.95
Vendor Number: 015603		**Vendor Name:** TRAFFIC MANAGEMENT, INC.		
Purchase Order: 22-02843				
2/8/2023	Issued		288.95	288.95

Date	Activity Type	Payable ID	Activity Amount	Balance
Vendor Number: 010736		**Vendor Name:** LEAGUE OF CALIFORNIA CITIES		
Purchase Order: 22-02844				
2/9/2023	Issued		13,949.00	13949.00
2/9/2023	Invoiced	643557	(13,949.00)	0.00
Vendor Number: 015438		**Vendor Name:** ENCOMPASS CONSULTANT GROUP		
Purchase Order: 22-02845				
2/13/2023	Issued		5,170.00	5170.00
Vendor Number: 015874		**Vendor Name:** CHANDLER ASSET MANAGEMENT, INC.		
Purchase Order: 22-02846				
2/14/2023	Issued		15,000.00	15000.00
Vendor Number: 010532		**Vendor Name:** HOMB, KARL D		
Purchase Order: 22-02847				
2/17/2023	Issued		5,395.00	5395.00

RESOLUTION NO. 7448

A RESOLUTION OF THE CITY COUNCIL OF THE CITY OF SANTA PAULA, CALIFORNIA, AMENDING THE CITY'S OPERATING AND CIP BUDGET FOR FISCAL YEAR 2022/23.

SECTION 1: The City Council for the City of Santa Paula does resolve as follows:

A. The City Council adopted the Operating Budget and Capital Improvement program for Fiscal Year 2022/23 on June 23, 2021,

B. City Council received a Second Quarter fiscal update on March 1, 2022,

C. Current revenue projections for various line items vary from the adopted Fiscal Year 2022/23 budget.

SECTION 2: The City Manager, has proposed a budget adjustment as described in the Council report dated March 1, 2023 for Fiscal Years 2022/23 based on the determination by the City Manager that various items require immediate attention.

SECTION 3: The City of Santa Paula's operating and CIP Budget for Fiscal Year 2022/23 is hereby amended as follows:

GENERAL LEDGER	DESCRIPTION	INCREASE	DECREASE
100-4-1500-5085	REIMBURSEMENT FOR DAMAGES	131,000.00	
100-4-4500-4279	MISC GRANT FUNDING	25,000.00	
100-4-4500-6105	WORKERS COMP REIMB-4850 PLAN	49,200.00	
100-4-4500-6106	WORKERS' COMP REIMB-MISC.	79,545.00	
100-4-4502-6106	WORKERS' COMP REIMB-MISC.	18,585.00	
100-4-7500-0010	PROPERTY TAXES-SECURED	100,000.00	
100-4-7500-0550	COMMERCIAL REFUSE HAULERS	80,000.00	
100-4-7500-3010	INVESTMENT EARNINGS	40,000.00	
100-4-7500-3030	RENTS AND CONCESSIONS	159,175.00	
100-5-0504-203	PROF/CONTR SVCS-LEGAL	50,000.00	
100-5-0504-217	PROF/CONTR SVCS-GEN INVEST	125,000.00	
100-5-0512-205	PROF/CONTR SVCS-PERSONNEL	25,000.00	
100-5-4501-610	EQUIPMENT NEW	25,000.00	
103-5-0515-123	SUPPLIES-SHOP & FIELD	10,000.00	
104-4-4500-6106	WORKERS' COMP REIMB-MISC.	32,208.00	

.

SECTION 4: The City Clerk will certify to the passage and adoption of this Resolution; will enter the same in the book of original Resolutions of said City; will make a minute of the passage and adoption thereof in the record of proceedings of the City Council of said City, in the minutes of the meeting at which the same is passed and adopted.

PASSED, AND ADOPTED, this 1st day of March, 2023.

_____
Andy Sobel, Mayor

ATTEST:

_____
Julie Latshaw, City Clerk

Approved as to form:

_____
Monica Castillo, Interim City Attorney

Approved as to content:

_____
Dan Singer, City Manager

Santa Paula City Council Tentative Agenda Schedule

DEPARTMENT	MEETING DATE	Wednesday, March 15, 2023
PD	March 15, 2023	Police Department Report
PW		Public Works Department Report
CDD		Surplus Land Declaration
PW		Plans & Specs Main Street Crosswalk Project
P&R		Harding Park User Fee Waiver Request
Admin		Police Chief Selection Process
Admin		Legislative Platform Update
Admin		District Based Elections Final Map
PW		Citywide Pavement Management Maintenance Agreement
Finance		Unclaimed Funds
		Wednesday, April 5, 2023
Finance	April 5, 2032	Finance Department Report
PW		5-year CIP Budget Adjustments
HR		City Reorganization
PW		Plans & Specifications for 8th Street Streetlight Repair Project
		STUDY SESSION TOPICS
Admin		No Smoking Ordinance
P&R		Oil Museum Use Option
CM		Complete Review of Social Justice Report
		FUTURE AGENDA ITEMS
Admin		SoCal Edison Discussion on Rates
CDD	March/April	Review of City Street Naming Policy
CDD		VCTC Update on Railroad
CDD		Cultural Arts Update
Finance		Travel Policy Update
CDD		Housing In-lieu Funding Expansion
PW		Main Street Crosswalk Project Plans & Specifications
CED		Façade Improvement Program

Updated 2/23/2023