CITY COUNCIL
Alma Hernandez, Mayor
Jenalee Dawson, Mayor Pro Tem
Amit Pal, Councilmember
Parise Shepherd, Councilmember
Princess Washington, Councilmember

A G E N D A

REGULAR MEETING OF THE SUISUN CITY COUNCIL, SUISUN CITY COUNCIL ACTING AS SUCCESSOR AGENCY TO THE REDEVELOPMENT AGENCY OF THE CITY OF SUISUN CITY, AND SUISUN CITY HOUSING AUTHORITY

TUESDAY, JULY 1, 2025

6:30 PM

Suisun City Council Chambers - 701 Civic Center Boulevard - Suisun City, California

MEETINGS ARE HELD IN-PERSON, PUBLIC PARTICIPATION IS ALSO AVAILABLE VIA ZOOM

ZOOM MEETING INFORMATION:
WEBSITE: https://zoom.us/join
MEETING ID: 895 2290 8161
CALL IN PHONE NUMBER: (707) 438-1720

REMOTE PUBLIC COMMENT IS AVAILABLE FOR THE CITY COUNCIL MEETING BY EMAILING CLERK@SUISUN.COM (PRIOR TO 4 PM), VIA WEBSITE, OR ZOOM CALL IN PHONE NUMBER (707) 438-1720

*(If attending the meeting via phone press *9 to raise your hand and *6 to unmute/mute for public comment.)*

(Next Ord. No. – 821)
(Next City Council Res. No. 2025 – 67)
Next Suisun City Council Acting as Successor Agency Res. No. SA2025 - 05)
(Next Housing Authority Res. No. HA2025 – 07)

CALL TO ORDER
Mayor Hernandez

ROLL CALL
Council / Board Members

PLEDGE OF ALLEGIANCE

INVOCATION

CLOSED SESSION REPORT

Announcement of Actions Taken, if any in Closed Session.

APPROVAL OF REORDERING OF AGENDA

CONFLICT OF INTEREST NOTIFICATION

(Any items on the regular meeting agenda that might be a conflict of interest to any Councilmembers / Boardmembers should be identified at this time.)

REPORTS (Informational items only.)

1. City Manager Update - (Prebula: bprebula@suisun.com).

2. City Attorney Report - (Enright).

PUBLIC COMMENT

(Request by citizens to discuss any matter under our jurisdiction other than an item posted on this agenda per California Government Code §54954.3. Comments are limited to no more than 3 minutes unless allowable by the Mayor/Chair. Speaker cards are available on the table near the entry of the meeting room and should be given to the City Clerk. By law, no prolonged discussion or action may be taken on any item raised during the public comment period, although informational answers to questions may be given and matters may be referred for placement on a future agenda.)

PRESENTATIONS/APPOINTMENTS

(Presentations, Awards, Proclamations, Appointments).

3. Suisun City Employees Association (SEIU) Recruitment and Retention Report - (Zunino: Mzunino@suisun.com).

CONSENT CALENDAR

Consent calendar items requiring little or no discussion may be acted upon with one motion.

4. Council Adoption of Resolution No. 2025-___: Authorizing the City Manager to Enter into a Construction Contract on the City's Behalf with S. H. Mechanical for the Train Depot Water Heater and Heating, Ventilation & Air Conditioning (HVAC) Replacement Project - (Vue: nvue@suisun.com).
5. Council Adoption of Resolution No. 2025-__: A Resolution of the City Council of the City of Suisun City Accepting the City Hall Water Damage Remediation Project as Complete and Authorizing the City Manager to Record the Notice of Completion for the Project - (Vue: nvue@suisun.com).
6. Council Adoption of Resolution No. 2025-___: Rejecting Bid Protest and Authorizing the City Manager to Enter into a Construction Contract on the City's Behalf with Star Construction, Inc. for the Heritage Park Enhancement Project - (Vue: nvue@suisun.com).
7. Council Adoption of Resolution No. 2025-__ Amending the Citywide Salary Schedule to Implement a 2.5% Cost of Living Adjustment (COLA) for Executive Management Employees Effective July 4, 2025 - (Penland: Cpenland@suisun.com).
8. Council Adoption of Resolution No. 2025-___: Approving the Suisun Microtransit Budget for Fiscal Year 2025-26 and Authorize the Solano Transportation Authority (STA) to Execute the Second Option Year with Transportation Concepts to Provide Transit within Suisun City and Extend the Transit Management Agreement with the STA - (Prebula: bprebula@suisun.com).

PUBLIC HEARING

9. Conduct a Public Hearing, Approve Final Engineer's Report, and Order the Levy and Collection of Assessments for Maintenance Assessment Districts - (Vue: Nvue@suisun.com).
    a. Council Adoption of Resolution No. 2025-__: Amending and/or Approving the Final Engineer's Annual Levy Reports for the Suisun City Maintenance Assessment Districts for FY 2025-26.
    b. Council Adoption of Resolution No. 2025-__: Ordering the Levy and Collection of Assessments within the Suisun City Maintenance Assessment Districts for FY 2025-26.
10. Conduct a Public Hearing, Approve Final Engineer's Report, and Order the Levy and Collection of Assessments for the McCoy Creek Parking Benefit Assessment District - (Vue: Nvue@suisun.com).
    a. Council Adoption of Resolution No. 2024-___: Amending and/or Approving the Final Engineer's Annual Levy Report for the McCoy Creek Parking Benefit Assessment District for FY 2025-26
    b. Council Adoption of Resolution No. 2024-___: Ordering the Levy and Collection of Assessments within the McCoy Creek Parking Benefit Assessment District for FY 2025-26

GENERAL BUSINESS

11. Proposed Adjustments to Residential and Commercial Refuse Rates for Solid Waste and Recycling Services - (Vue: Nvue@suisun.com).
    a. Authorize City Staff and the City Attorney to Issue Ratepayer Notices of Proposed Commercial and Residential Refuse Rate Notices of Proposed Commercial and Residential Refuse Rate Adjustments for a Majority Protest Process in Accordance with Prop 218, to be Substantially in the Form set forth at Exhibit "C" hereto.
    b. Set a Public Hearing for the Majority Protest Process for a Date of September 2, 2025.
12. Council Adoption of Resolution No. 2025-___: Approval of a Three-Year Agreement with Polimorphic for Constituent Relationship Management and Artificial Intelligence (AI) Services - (Prebula: Bprebula@suisun.com).

COUNCIL COMMENTS

REPORTS: (Informational items only)

13. Non-Discussion Items.

ADJOURNMENT

Public Access To Agenda Documents

A complete packet of information containing staff reports and exhibits related to each item for the open session of this meeting, and provided to the City Council, are available for public review at least 72 hours prior to a Council/Agency/Authority Meeting at Suisun City Hall 701 Civic Center Blvd., Suisun City. Agenda related writings or documents provided to a majority of the Council/Board/Commissioners less than 72 hours prior to a Council/Agency/Authority meeting related to an agenda item for the open session of this meeting will be made available for public inspection during normal business hours. An agenda packet is also located at the entrance to the Council Chambers during the meeting for public review. The city may charge photocopying charges for requested copies of such documents. To the extent feasible, the agenda packet is available for online public viewing on the City's website: https://www.suisun.com/Government/City-

Council/Agendas The City Council/Agency/Authority hopes to conclude its public business by 10:00 p.m. No new items will be taken up after 10:00 p.m., unless so moved by a majority of the City Council, and any items remaining will be agendized for the next meeting. The agendas have been prepared with the hope that all items scheduled will be discussed within the time allowed.

Accommodations
If you require an accommodation to participate in this meeting, please contact the City Clerk at (707) 421-7302 or clerk@suisun.com. The City's reasonable accommodation policy is available for review on the City's website at www.suisun.com/government/city-council/, you may request an electronic copy or have a copy mailed to you. Please note that for accommodations that are not readily available, you must make your request as soon as you can prior to the time of the meeting.

Decorum
All participants are expected to conduct themselves with mutual respect. Conduct that disrupts meetings will be addressed in accordance with Section 54957.95 of the Government Code.

Ordinances
Ordinances are city laws contained in the Suisun City Municipal Code. Enacting a new city law or changing an existing one is a two-step process. Government Code 36934 provides, except when, after reading the title, further reading is waived by regular motion adopted by majority vote all ordinances shall be read in full either at the time of introduction or passage; provided, however, that a reading of the title or ordinance shall not be required if the title is included on the published agenda and a copy of the full ordinance is made available to the public online and in print at the meeting prior to the introduction or passage.

Certification Of Posting
Agendas for regular and special meetings are posted in accordance with the Brown Act at Suisun City Hall, 701 Civic Center Boulevard, Suisun City, CA. Agendas may be posted at other Suisun City locations including:

- Suisun City Fire Station, 621 Pintail Drive, Suisun City, CA;
- Joe Nelson Center, 611 Village Drive, Suisun City, CA;
- Harbor Master Office, 800 Kellogg Street, Suisun City, CA.

I, Ashley Nash, Administrative Assistant II for the City of Suisun City, declare under penalty of perjury that the above agenda was posted and available for review, in compliance with the Brown Act.

AGENDA ITEM NO. 4.

AGENDA TRANSMITTAL

MEETING DATE: July 1, 2025

AGENDA ITEM: Council Adoption of Resolution No. 2025-___: Authorizing the City Manager to Enter into a Construction Contract on the City's Behalf with S. H. Mechanical for the Train Depot Water Heater and Heating, Ventilation & Air Conditioning (HVAC) Replacement Project.

FISCAL IMPACT: There will be no impact to the General Fund for this project. Funding will primarily be sourced from the Transportation Development Act (TDA) Train Depot Operation and Maintenance Account.

STRATEGIC PLAN: Provide Good Governance, Ensure Public Safety, and Enhance the Environment.

BACKGROUND: Suisun City is responsible for the maintenance and upkeep of the Train Depot, which underwent renovations in June 2015. The renovation project included both interior and exterior design enhancements, ADA-compliant upgrades to the building and adjacent infrastructure, new landscaping, plumbing modifications in the restrooms, and comprehensive lighting improvements inside and outside the facility.

However, the water heater and HVAC units serving the restrooms were not replaced as part of the 2015 renovations. During a recent quarterly inspection by the City's contractor, it was determined that both the attic water heater and HVAC units have reached the end of their service life and are failing. Additionally, the existing units were not originally installed in compliance with current Building Code standards. This project will address those deficiencies by replacing the equipment and ensuring the new installations are fully code compliant.

STAFF REPORT: The Notice to Contractors for the Project was published in the Daily Republic newspaper on May 4, 2025, with a second advertisement on May 11, 2025. Additionally, the construction documents were posted on BPX's plan room webpage on May 4, 2025.

The project scope includes replacing the water heater, HVAC unit, and reinstalling them per Code in the Train Depot attic.

Bids for the project were due by 4:00 pm on May 28, 2025. This project had a mandatory pre-bid meeting on May 13, 2025, with eight (8) contractors attending. One bid from S. H. Mechanical was received and opened following the deadline.

Staff recommends awarding the construction contract for the Train Depot Water Heater and Heating, Ventilation, and Air Conditioning Project in the total amount of $82,900.00, including a 15% contingency in the amount of $12,500 in the construction budget towards addressing unforeseen items for a total of $95,400.

STAFF RECOMMENDATION: It is recommended that the City Council adopt Resolution No. 2025-

___: Authorizing the City Manager to Enter into a Construction Contract on the City's Behalf with S. H. Mechanical for the Train Depot Water Heater and Heating, Ventilation & Air Conditioning (HVAC) Replacement Project.

DOCUMENTS ATTACHED:

1. Resolution Awarding Contract for the Train Depot Water Heater & HVAC Replacement
2. Contract Services Agreement - Train Depot Water Heater + HVAC - SH Mechanical

---

PREPARED BY: Gemma Geluz, Administrative Technician
REVIEWED BY: Nouae Vue, Public Works Director
APPROVED BY: Bret Prebula, City Manager

ATTACHMENTS:

1. Resolution Awarding Contract for the Train Depot Water Heater and HVAC Replacement
2. Contract Svcs Agr - Train Depot Water Heater & HVAC - SH Mechanical.pdf

RESOLUTION NO. 2025-

A RESOLUTION OF THE CITY COUNCIL OF THE CITY OF SUISUN CITY AUTHORIZING THE CITY MANAGER TO ENTER INTO A CONSTRUCTION CONTRACT ON THE CITY'S BEHALF WITH S. H. MECHANICAL FOR THE TRAIN DEPOT WATER HEATER AND HEATING, VENTILATION & AIR CONDITIONING (HVAC) REPLACEMENT PROJECT.

WHEREAS, the water heater and heating, ventilation, and air conditioning (HVAC) unit located in the attic of the Train Depot are failing and require replacement; and

WHEREAS, this project will be funded through the Transportation Development Act (TDA); and

WHEREAS, this project was advertised on May 4th and again on May 11th with a mandatory pre-bid meeting on May 13th with eight (8) contractors attending; and

WHEREAS, the City received one (1) proposal from S. H. Mechanical for the amount of $82,900; and

NOW, THEREFORE, BE IT RESOLVED, that the City Council of the City of Suisun City authorizes the City Manager to enter into a construction contract on behalf of the City with S. H. Mechanical, Inc. for the Train Depot Water Heater and Heating, Ventilation & Air Conditioning (HVAC) Replacement Project in the amount of $95,400 for the base Project along with a Project contingency ($12,500), and to take any and all necessary and appropriate actions to implement this contract.

PASSED AND ADOPTED at a Regular Meeting of the City Council of the City of Suisun City duly held on Tuesday, the 1st day of July 2025, by the following vote:

AYES:	Councilmembers:	_____
NOES:	Councilmembers:	_____
ABSENT:	Councilmembers:	_____
ABSTAIN:	Councilmembers:	_____

WITNESS my hand and the seal of said City this 1st day of July 2025.

_____
Anita Skinner
City Clerk

CITY OF SUISUN CITY

CONTRACT SERVICES AGREEMENT FOR

Train Depot Water Heater and Heating, Ventilation & Air Conditioning (HVAC) Replacement Project

THIS CONTRACT SERVICES AGREEMENT (herein "Agreement") is made and entered into this _____ day of _____, 2025, by and between the CITY OF SUISUN CITY, a City Municipality herein ("City") and S. H. Mechanical Inc. (herein "Contractor").

NOW, THEREFORE, the parties hereto agree as follows:

1. SERVICES OF CONTRACTOR

1.1 Scope of Services. In compliance with all of the terms and conditions of this Agreement, the Contractor shall perform the work or services set forth in the "Scope of Services" attached hereto as Exhibit "A" and incorporated herein by reference. Contractor warrants that all work and services shall be performed in professional and satisfactory manner.

1.2 Compliance With Law. All work and services rendered hereunder shall be provide in accordance with all ordinances, resolutions, statutes, rules, and regulations of the City and any Federal, State or local governmental agency of competent jurisdiction.

1.3 Licenses, Permits, Fees and Assessments. Contractor shall obtain at its sole cost and expense such licenses, permits, and approvals as may be required by law for the performance of the services required by the Agreement.

2. COMPENSATION

2.1 Contract Sum. For the services rendered pursuant to this Agreement, Contractor shall be compensated in accordance with the "Schedule of Compensation" attached hereto as Exhibit "B" and incorporated herein by this reference, but not exceeding the maximum contract amount of Eighty-Two Thousand Nine-Hundred Dollars ($82,900.00) ("Contract Sum").

2.2 Method of Payment. Provided that Contractor is not in default under the terms of this Agreement, Contractor shall be paid at the completion of the project.

3. COORDINATION OF WORK

3.1 Representative of Contractor. Shannon Hacker is hereby designated as being the principal and representative of Contractor authorized to act in its behalf with respect to the work and services specified herein and make all decisions in connection therewith.

3.2 Contract Officer. Nouae Vue is hereby designated as being the representative the City authorized to act in its behalf with respect to the work and services specified herein and make all decisions in connection therewith ("Contract Officer"). The City Manager of City shall have the right o designate another Contract Officer by providing written notice to Contractor.

3.3 Prohibition Against Subcontracting or Assignment. Contractor shall not contract with any entity to perform in whole or in part the work or services required hereunder without the express written approval of the City. Neither this Agreement nor any interest herein may be assigned or transferred, voluntarily or by operation of law, without the prior written approval of City. Any such prohibited assignment or transfer shall be void.

3.4 Independent Contractor. Neither the /city nor any of its employees shall have any control over the manner, mode or means by which Contractor, its agents or employees, perform the services required herein, except as otherwise set forth. Contractor shall perform all services required herein as an independent contractor consistent with that role. Contractor shall not at any time or in any manner represent that it or nay of its agent or employees are agents or employees of City.

4. INSURANCE AND INDEMNIFICATION

Insurance. The Contractor shall procure and maintain, at its sole cost and expense, in a form and content satisfactory to City, during the entire term of this Agreement including any extension thereof, the following policies of insurance which shall cover all elected and appointed officers, employees and agents of City:

(a) General Liability Insurance (Occurrence Form CG0001 or equivalent). A policy of comprehensive general liability insurance written on a per occurrence basis for bodily injury, personal injury and property damage. The policy of insurance shall be in an amount not less than $1,000,000.00 per occurrence or if a general aggregate limit is used, then the general aggregate limit shall be twice the occurrence limit.

(b) Worker's Compensation Insurance. A policy of worker's compensation insurance in such amount as will fully comply with the laws of the State of California and which shall indemnify, insure and provide legal defense for the Contractor against any loss, claim or damage arising from any injuries or occupational diseases occurring to any worker employed by or any persons retained by the Contractor in the course of carrying out the work or services contemplated in this Agreement.

(c) Automotive Insurance (Form CA 0001 (Ed 1/87) including "any auto" and endorsement CA 0025 or equivalent). A policy of comprehensive automobile liability insurance written on a per occurrence for bodily injury and property damage in an amount not less than $1,000,000. Said policy shall include coverage for owned, non-owned, leased, hired cars and any automobile.

All of the above policies of insurance shall be primary insurance and shall name the City, its elected and appointed officers, employees and agents as additional insureds and any insurance

maintained by City or its officers, employees or agents may apply in excess of, and not contribute with Contractor's insurance. The insurer is deemed hereof to waive all rights of subrogation and contribution it may have against the City, its officers, employees and agents and their respective insurers. Moreover, the insurance policy must specify that where the primary insured does not satisfy the self-insured retention, any additional insured may satisfy the self-insured retention.

All of said policies of insurance shall provide that said insurance may not be amended or cancelled by the insurer or any party hereto without providing thirty (30) days prior written notice by certified mail return receipt requested to the City. In the event any of said policies of insurance are cancelled, the Contractor shall, prior to the cancellation date, submit new evidence of insurance in conformance with Section 5.1 to the Contract Officer.

No work or services under this Agreement shall commence until the Contractor has provided the City with Certificates of Insurance, additional insured endorsement forms or appropriate insurance binders evidencing the above insurance coverages and said Certificates of Insurance or binders are approved by the City. City reserves the right to inspect complete, certified copies of and endorsements to all required insurance policies at any time. Any failure to comply with the reporting or other provisions of the policies including breaches or warranties shall not affect coverage provided to City.

All certificates shall name the City as additional insured (providing the appropriate endorsement) and shall conform to the following "cancellation" notice:

> CANCELLATION:
>
> SHOULD ANY OF THE ABOVE DESCRIBED POLICIES BE CANCELLED BEFORE THE EXPIRATION DATED THEREOF, THE ISSUING COMPANY SHALL MAIL THIRTY (30)-DAY ADVANCE WRITTEN NOTICE TO CERTIFICATE HOLDER NAMED HEREIN.
>
> [to be initialed] _____
> Contractor Initials

City, its respective elected and appointed officers, directors, officials, employees, agents and volunteers are to be covered as additional insureds as respects: liability arising out of activities Contractor performs; products and completed operations of Contractor; premises owned, occupied or used by Contractor; or any automobiles owned, leased, hired or borrowed by Contractor. The coverage shall contain no special limitations on the scope of protection afforded to City, and their respective elected and appointed officers, officials, employees or volunteers. Contractor's insurance shall apply separately to each insured against whom claim is made or suit is brought, except with respect to the limits of the insurer's liability.

Any deductibles or self-insured retentions must be declared to and approved by City. At the option of City, either the insurer shall reduce or eliminate such deductibles or self-insured retentions as respects City or its respective elected or appointed officers, officials, employees and volunteers or the Contractor shall procure a bond guaranteeing payment of losses and related investigations, claim administration, defense expenses and claims. The Contractor agrees that the

requirement to provide insurance shall not be construed as limiting in any way the extent to which the Contractor may be held responsible for the payment of damages to any persons or property resulting from the Contractor's activities or the activities of any person or persons for which the Contractor is otherwise responsible nor shall it limit the Contractor's indemnification liabilities as provided in Section 5.3.

In the event the Contractor subcontracts any portion of the work in compliance with Section 4.5 of this Agreement, the contract between the Contractor and such subcontractor shall require the subcontractor to maintain the same policies of insurance that the Contractor is required to maintain pursuant to Section 5.1, and such certificates and endorsements shall be provided to City.

Indemnification. To the full extent permitted by law, Contractor agrees to indemnify, defend and hold harmless the City, its officers, employees and agents ("Indemnified Parties") against, and will hold and save them and each of them harmless from, any and all actions, either judicial, administrative, arbitration or regulatory claims, damages to persons or property, losses, costs, penalties, obligations, errors, omissions or liabilities whether actual or threatened (herein "claims or liabilities") that may be asserted or claimed by any person, firm or entity arising out of or in connection with the negligent performance of the work, operations or activities provided herein of Contractor, its officers, employees, agents, subcontractors, or invitees, or any individual or entity for which Contractor is legally liable ("indemnitors"), or arising from Contractor's or indemnitors' reckless or willful misconduct, or arising from Contractor's or indemnitors' negligent performance of or failure to perform any term, provision, covenant or condition of this Agreement, and in connection therewith:

(a) Contractor will defend any action or actions filed in connection with any of said claims or liabilities and will pay all costs and expenses, including legal costs and attorney's fees incurred in connection therewith;

(b) Contractor will promptly pay any judgment rendered against the City, its officers, agents or employees for any such claims or liabilities arising out of or in connection with the negligent performance of or failure to perform such work, operations or activities of Contractor hereunder; and Contractor agrees to save and hold the City, its officers, agents, and employees harmless therefrom;

(c) In the event the City, its officers, agents or employees is made a party to any action or proceeding filed or prosecuted against Contractor for such damages or other claims arising out of or in connection with the negligent performance of or failure to perform the work, operation or activities of Contractor hereunder, Contractor agrees to pay to the City, its officers, agents or employees, any and all costs and expenses incurred by the City, its officers, agents or employees in such action or proceeding, including but not limited to, legal costs and attorney's fees.

Contractor shall incorporate similar indemnity agreements with its subcontractors and if it fails to do so Contractor shall be fully responsible to indemnify City hereunder therefore, and failure of City to monitor compliance with these provisions shall not be a waiver hereof. This indemnification includes claims or liabilities arising from any negligent or wrongful act, error or

omission, or reckless or willful misconduct of Contractor in the performance of professional services hereunder. The provisions of this Section do not apply to claims or liabilities occurring as a result of City's sole negligence or willful acts or omissions, but, to the fullest extent permitted by law, shall apply to claims and liabilities resulting in part from City's negligence, except that design professionals' indemnity hereunder shall be limited to claims and liabilities arising out of the negligence, recklessness or willful misconduct of the design professional. The indemnity obligation shall be binding on successors and assigns of Contractor and shall survive termination of this Agreement.

1.2 Sufficiency of Insurer.

Insurance required by this Agreement shall be satisfactory only if issued by companies qualified to do business in California, rated "A" or better in the most recent edition of Best Rating Guide, The Key Rating Guide or in the Federal Register, and only if they are of a financial category Class VII or better, unless such requirements are waived by the Risk Manager of the City ("Risk Manager") due to unique circumstances. If this Agreement continues for more than 3 years duration, or in the event the risk manager determines that the work or services to be performed under this Agreement creates an increased or decreased risk of loss to the City, the Contractor agrees that the minimum limits of the insurance policies may be changed accordingly upon receipt of written notice from the Risk Manager.

5. TERM

5.1 Term. Unless earlier terminated in accordance with Section 5.2 below, this Agreement shall continue in full force and effect until project completion.

5.2 Termination Prior to Expiration of Term. Either party may terminate this Agreement at any time, with or without cause, upon thirty (30) days' written notice to the other party. Upon receipt of the notice of termination, the Contractor shall immediately cease all work or services hereunder except as may be specifically approved by the City, Contractor shall be entitled to compensation for all services rendered prior to the effectiveness of the notice of termination and for such additional services specifically authorized by the Contractor Officer and City shall be entitled to reimbursement for any compensation paid in excess of the services rendered.

6. MISCELLANEOUS

6.1 Covenant Against Discrimination. Contractor covenants that, by and for itself, its heirs, executors, assigns and all persons claiming under or through them, that there shall be no discrimination against or segregation of, any person or group of persons on account of race, color creed, religion, sex, marital status, national origin, or ancestry in the performance of this Agreement. Contractor shall take affirmative action to ensure that applicants are employed and that employees are treated during employment without regard to their race, color creed, religion, sex, marital status, national origin, or ancestry.

6.2 Non-liability of City Officers and Employees. No officer or employee of the City shall be personally liable to the Contractor, or any successor in interest, in the event of

any default or breach by the City or for any amount, which may become due to the Contractor or to its successor, or for breach of any obligation of the terms of this Agreement.

6.3 Conflict of Interest. No officer or employee of the City shall have any financial interest, direct or indirect, in this Agreement nor shall any such officer or employee participate in any decision relating to the Agreement which effects his financial interest or the financial interest of any corporation, partnership or association in which he is, directly or indirectly, interested, in violation of any State statute or regulation. The Contractor warrants that it has not paid or given and will not pay or give any third party any money or other consideration for obtaining this Agreement.

6.4 Notice. Any notice, demand, request, document, consent, approval, or communication either party desires or is required to give to the other party or any other shall be in writing and either served personally or sent by prepaid, first-class mail, in the case of the City, to the City Manager and to the attention of the Contract Officer:

Nouae Vue, Public Works Director
City of Suisun City
701 Civic Center Blvd.
Suisun City, CA 94585
O: 707-421-7340, F: 707-429-3758
Email: nvue@suisun.com

and in the case of the Contractor, to the person at the address designated on the execution page of this Agreement.

Shannon Hacker
S. H. Mechanical
231 Travis Court
Suisun City, CA 94585
707-429-3000
Email: shacker@shmechanicalinc.com

6.5 Interpretation. The terms of this Agreement shall be construed in accordance with the meaning of the language used and shall not be construed for or against either party by reason of the authorship of this Agreement or any other rule of construction which might otherwise apply.

6.6 Integration; Amendment. It is understood that there are no oral agreements between the parties hereto affecting this Agreement and this Agreement supersedes and cancels any and all previous negotiations, arrangements, agreements and understandings, if any, between the parties, and none shall be used to interpret this Agreement. This Agreement may be amended at any time by the mutual consent of the parties by an instrument in writing.

6.7 Severability. In the event that part of this Agreement shall be declared invalid or unenforceable by a valid judgment or decree of a court of competent jurisdiction, such invalidity or unenforceability shall not affect any of the remaining portions of this Agreement which are hereby declared as severable and shall be interpreted to carry out the intent of the parties

hereunder unless the invalid provision is so material that its invalidity deprives either party of the basic benefit of their bargain or renders this Agreement meaningless.

6.8 Waiver. No delay or omission in the exercise of any right or remedy by non-defaulting party on any default shall impair such right or remedy or be construed as a waiver. A party's consent to or approval of any act by the other party requiring the party's consent or approval shall not be deemed to waive or render unnecessary the other party's consent to or approval of any subsequent act. Any waiver by either party of any default must be in writing and shall not be a waiver of any other default concerning the same or any other provision of this Agreement.

6.9 Attorneys' Fees. If either party to this Agreement is required to initiate or defend or made a party to any action or proceeding in any way connected with this Agreement, the prevailing party in such action or proceeding, in addition to any other relief which any be granted, whether legal or equitable, shall be entitled to reasonable attorney's fees, whether or not the matter proceeds to judgment.

6.10 Corporate Authority. The persons executing this Agreement on behalf of the parties hereto warrant that (i) such party is duly organized and existing, (ii) they are duly authorized to execute and deliver this Agreement on behalf of said party, (iii) by so executing this Agreement, such party is formally bound to the provisions of this Agreement, and (iv) the entering into this Agreement does not violate any provision of any other Agreement to which said party is bound.

IN WITNESS WHEREOF, the parties have executed and entered into this Agreement as of the date first written above.

CITY

CITY OF Suisun City, a City Municipality

_____

Bret Prebula, City Manager

ATTEST

_____

Anita Skinner, City Clerk

CONTRACTOR

S. H. Mechanical Inc.

By: _____

Name:

Its: _____

By: _____
Name:

Its: _____

[END OF SIGNATURES]

EXHIBIT “A”

SCOPE OF SERVICES

See Attachment

SH MECHANICAL INC.

DBE, SB-PW, WMBE, WOSB, EDWOSB and 8(a) certified company
California License No. 943149, classifications B, C-4, C-10, C-20, and C-38

5/28/2025 Solicitation Response

Attn: Gemma Geluz / City of Suisun
Subject: Train Depot HVAC Replacement
SHM Bid #: 25-885-GISH

Dear Ms. Geluz,

SH Mechanical, Inc. is pleased to offer this Lump Sum proposal to provide supervision, labor, material, equipment, and tools for the **Train Depot Water Heater and HVAC Replacement** project. This project is based on observable site conditions during a site visit on 5/13/2025. No drawings or specifications have been provided.

Equipment Detail:

- 1) 5-ton Carrier HP Condenser
- 1) 5-ton Carrier Fan Coil
- 1) 150k BTU Navien tankless water heater

SCOPE OF WORK:

- Lockout/Tagout of existing equipment
- Disconnect existing electrical, plumbing, and sheet metal
- Remove and dispose of 1) Gas Furnace and 1) Evaporator Coil
- Install 1) Carrier 5-ton Fan Coil in the same location with new secondary drain pan
- Reconnect to existing electrical, plumbing, and sheet metal
- Install new fusible disconnect and whip
- Remove gas-piping from the furnace to branch tee
- Replace existing thermostat with commercial programmable thermostat
- Disconnect existing electrical and plumbing for condenser
- Remove and dispose of existing condenser
- Install 1) Carrier 5-ton Heat Pump Condenser with vandalism cage
- Reconnect to existing plumbing and electrical
- Remove and disposal of existing tankless water heater
- Install new supports and relocate to a more serviceable location in the attic
- Install 1) Navien 150k BTU tankless water heater
- Reconnect to existing electrical and plumbing
- Install new flue and roof jack
- Complete startup of all installed equipment
- Remove debris
- Leave site broom clean
- Provide the client with O&M Manuals

PRICE:

The Lump Sum Price for this project is..... $82,900.00

Ph (707)287-7982 shacker@shmechanicalinc.com
231 Travis Court, Suisun City, CA 94585

Assumptions/Clarifications:

a. Construction site access and parking will be provided by others.
b. No special coatings on HVAC equipment or components.
c. City Building Permit provided by the Public Works Department
d. Labor rate accounts for current CA Prevailing Wage Determination
e. ½ of the Train Depot lobby to be closed to the public during commencement of the scope

Exclusions (unless specifically noted otherwise):

1. Plumbing, Refrigerant, and Condensate Piping
2. Overtime and premium time.
3. Third Party T24 Acceptance/commissioning Testing
4. Electrical *Line voltage and low voltage* wiring, conduits and disconnects.
5. Demolition/Removal.
6. General Contracting work: structural reinforcing or calculations, painting, concrete cutting, patching, concrete and other housekeeping pads, framing, ceiling work, drywall enclosures, roofing and rated access doors, Scaffolding.
7. BAS or EMS for building, other than HVAC [i.e. lighting, site, etc.]
8. Detection, abatement, encapsulation or removal of lead, asbestos, or products, materials or equipment containing lead or asbestos.
9. Any existing deficiencies or missing HVAC devices in the base building mechanical system.
10. Re-insulation of existing duct systems to meet current Title 24 energy codes.
11. Existing electrical and control terminations or control interfaces.
12. Any costs associated with repairing or replacing existing mechanical systems or controls. Not included in this scope of work.
13. Relocation or disconnecting existing lights, sprinkler pipe and other items necessary for completion of this project.
14. Mechanical plan check fees and mechanical variances.
15. Protection and cleanup work including vacuum carpets, covering, or protecting furniture/computers, office equipment/items, servers, etc.
16. All fire/life safety related devices and controls including smoke evacuation controls and systems.
17. Line of sight decorative equipment enclosure.
18. Relocation of existing system components, i.e. water source heat pumps, duct mains, condensate or condenser water drain lines, etc. not shown on drawings.
19. Replacement of existing air conditioning components, systems, condensate drain lines, duct work and thermostats found inoperative or defective.
20. Payment of any fees, bonds, permits, assessments, etc.
21. Electrical engineering, Structural engineering, Civil engineering and Architectural design or modification.
22. BIM/AutoCAD shop drawings.
23. Detection, abatement, encapsulation or removal of hazardous materials or products, materials or equipment containing hazardous materials.

Please Note: **SH Mechanical Inc.** is a merit-based shop and will not be beholden to any labor agreement, PLA, or PSA. If a labor agreement, PLA, or PSA exists, this scope letter / proposal is to be considered null and void.

SH Mechanical Inc.'s current aggregate bonding capacity is approximately **$20,000,000.00** with any single project bonding capacity up to **$5,000,000.00**

SH Mechanical Inc. shall not be held liable for any impacts, delays, labor overruns, material overruns and/or cost overruns related to its Work stemming from any current epidemic as defined by the United States Centers for Disease Control and Prevention. **SH Mechanical Inc.** shall further be entitled to a change order for all time and costs associated with said epidemic(s), acts of war, terrorism, or acts of God,

Where the delivery of materials is delayed or quantities are limited because of shortages, tariffs, allocations, rationing or unavailability, **SH Mechanical Inc.** shall not be liable for or responsible for any delays or damages caused thereby. When this occurs, **SH Mechanical, Inc.** shall propose substitute or alternate means of acquiring said materials and contractor and client shall negotiate an equitable price adjustment to their contract.

Due to the rapidly fluctuating price of metal and metal products, **SH Mechanical Inc.** reserves the right to escalate/reduce the figures quoted herein should the MMPI have increased more than 3% from the date of this quote to the time of acceptance of this proposal.

Due to rapidly changing refrigerant laws, pricing, and availability, **SH Mechanical Inc.** reserves the right to adjust the scope and investment figures contained herein should the refrigerant quoted herein become unavailable, restricted, or illegal, and/or should the cost to company increase more than 3% above the cost upon which this proposal is based.

THIS PROPOSAL IS VALID FOR NINTY [90] DAYS FROM THE ABOVE DATE.

If there are any questions, please do not hesitate to call my office @ 707.287.7982 [o], 707.761.6173 [c] or e-mail: shacker@shmechanicalinc.com SH Mechanical operates under California License No. 943149, classifications B, C-4, C-10, C-20 and C-38. A **DBE, SB-PW, WMBE, WOSB, EDWOSB and 8(a) certified company**

Sincerely,

Kerlita Hacker
SH Mechanical Inc.

Ph (707)287-7982 shacker@shmechanicalinc.com
231 Travis Court, Suisun City, CA 94585

ACKNOWLEDGEMENT FORM FOR

ADDENDUM NO. 1

CITY OF SUISUN CITY
TRAIN DEPOT WATER HEATER AND HEATING VENTILATION AND AIR CONDITIONING (HVAC) REPLACEMENT PROJECT

Please sign and email or fax this page back to confirm that you have received this Addendum No. 1.

Kerlita Hacker / President _____ SH Mechanical Inc.
Name Company

5/28/2025
Date

Send to:

Gemma Geluz, ggeluz@suisun.com
City of Suisun City

Or fax: 707-429-3758
Attention: Gemma Geluz, Public Works Administrative Assistant

S H Mechanical Inc.

DBE, SB-PW, WMBE, WOSB, EDWOSB and 8(a) certified company
California License No. 943149, classifications B, C-4, C-10, C-20 and C-38

SH Mechanical Inc.
231 Travis Ct Suisun City, CA 94585
E: k.hacker@shmechanicalinc.com
O: 707-287-7982
Unique Entity ID: LS3TXR34G451
www.shmechanicalinc.com

Job Reference List

Name of Project: Contract#FA442723C0004, Repair Heating Boiler B381
Location of Project: Travis AFB, CA
Owner/Organization/Customer/Client: United States Air Force
Point of Contact Name: 2d Lt Jacob Andrews-Pestana
POC Phone Number: 707-424-7760
POC Phone Email: jacob.andrews-pestana.1@us.af.mil
General Scope of Project: Design-Build 5 Heating Boilers and Pumps
Contract Price: $1,562,580 – (12/2023 to 06/2024) – Prime Contractor

Name of Project: Contract# 70Z08823FESDV0029, Replace Pier Sewage Pumping System
Location of Project: USCG Station Monterey, Coast Guard Breakwater Pier, Monterey CA
Owner/Organization/Customer/Client: USCG CEU Oakland
Point of Contact Name: Federico Bantugan
POC Phone Number: 571-607-1074
POC Phone Email: Federico.Bantugan@uscg.mil
General Scope of Project: Replace pier sewage pumping system
Contract Price: $478,102.84 – (07/2022 – 10/2022)

Name of Project: Contract -1, Fire Department HVAC System Replacement
Location of Project: 621 Pintail Drive, Suisun City, CA 94585
Owner/Organization/Customer/Client: City of Suisun
Point of Contact Name: Gemma Geluz
POC Phone Number: 707-688-8900
POC Phone Email: ggeluz@suisun.com
General Scope of Project: Remove and replace HVAC equipment in attic, remove old ducting and install new ducting, install new heat pump condenser, replace ceiling tiles and repair drywall as needed.
Contract Price: $68,200.00 – (11/2024)

EXHIBIT “B”

SCHEDULE OF COMPENSATION

Contractor shall be paid after the completion of the project and final inspection.

EXHIBIT "C"

PROVISIONS REQUIRED FOR PUBLIC WORKS CONTRACTS PURSUANT TO CALIFORNIA LABOR CODE SECTION 1720 *ET SEQ.*

HOURS OF WORK:

A. In accordance with California Labor Code Section 1810, 8 hours of labor in performance of the services described in Exhibit A shall constitute a legal day's work under this contract.

B. In accordance with California Labor Code Section 1811, the time of service of any worker employed in performance of the services described in Exhibit A is limited to eight hours during any one calendar day, and forty hours during any one calendar week, except in accordance with California Labor Code Section 1815, which provides that work in excess of eight hours during any one calendar day and forty hours during any one calendar week is permitted upon compensation for all hours worked in excess of eight hours during any one calendar day and forty hours during any one calendar week at not less than one-and-one-half times the basic rate of pay.

C. The Contractor and its subcontractors shall forfeit as a penalty to the City $25 for each worker employed in the performance of the services described in Exhibit A for each calendar day during which the worker is required or permitted to work more than 8 hours in any one calendar day, or more than 40 hours in any one calendar week, in violation of the provisions of California Labor Code Section 1810 and following.

WAGES:

A. In accordance with California Labor Code Section 1773.2, the City has determined the general prevailing wages in the locality in which the services described in Exhibit A are to be performed for each craft or type of work needed to be as published by the State of California Department of Industrial Relations, Division of Labor Statistics and Research, a copy of which is on file in the City Public Works Office and shall be made available on request. The Contractor and subcontractors engaged in the performance of the services described in Exhibit A shall pay no less than these rates to all persons engaged in performance of the services described in Exhibit A.

B. In accordance with Labor Code Section 1775, the Contractor and any subcontractors engaged in performance of the services described in Exhibit A shall comply Labor Code Section 1775, which establishes a penalty of up to $50 per day for each worker engaged in the performance of the services described in Exhibit A that the Contractor or any subcontractor pays less than the specified prevailing wage. The amount of such penalty shall be determined by the Labor Commissioner and shall be based on consideration of the mistake, inadvertence, or neglect of the Contractor or subcontractor in failing to pay the correct rate of prevailing wages, or the previous record of the Contractor or subcontractor

in meeting applicable prevailing wage obligations, or the willful failure by the Contractor or subcontractor to pay the correct rates of prevailing wages. A mistake, inadvertence, or neglect in failing to pay the correct rate of prevailing wages is not excusable if the Contractor or subcontractor had knowledge of their obligations under the California Labor Code. The Contractor or subcontractor shall pay the difference between the prevailing wage rates and the amount paid to each worker for each calendar day or portion thereof for which each worker was paid less than the prevailing wage rate. If a subcontractor worker engaged in performance of the services described in Exhibit A is not paid the general prevailing per diem wages by the subcontractor, the Contractor is not liable for any penalties therefore unless the Contractor had knowledge of that failure or unless the Contractor fails to comply with all of the following requirements:

1. The contract executed between the Contractor and the subcontractor for the performance of part of the services described in Exhibit A shall include a copy of the provisions of California Labor Code Sections 1771, 1775, 1776, 1777.5, 1813, and 1815.

2. The Contractor shall monitor payment of the specified general prevailing rate of per diem wages by the subcontractor by periodic review of the subcontractor's certified payroll records.

3. Upon becoming aware of a subcontractor's failure to pay the specified prevailing rate of wages, the Contractor shall diligently take corrective action to halt or rectify the failure, including, but not limited to, retaining sufficient funds due the subcontractor for performance of the services described in Exhibit A.

4. Prior to making final payment to the subcontractor, the Contractor shall obtain an affidavit signed under penalty of perjury from the subcontractor that the subcontractor has paid the specified general prevailing rate of per diem wages for employees engaged in the performance of the services described in Exhibit A and any amounts due pursuant to California Labor Code Section 1813.

C. In accordance with California Labor Code Section 1776, the Contractor and each subcontractor engaged in performance of the services described in Exhibit A shall keep accurate payroll records showing the name, address, social security number, work, straight time and overtime hours worked each day and week, and the actual per diem wages paid to each journeyman, apprentice, worker, or other employee employed in performance of the services described in Exhibit A. Each payroll record shall contain or be verified by a written declaration that it is made under penalty of perjury, stating both of the following:

1. The information contained in the payroll record is true and correct.

2. The employer has complied with the requirements of Sections 1771, 1811, and 1815 for any work performed by the employer's employees on the public works project.

The payroll records required pursuant to California Labor Code Section 1776 shall be certified and shall be available for inspection by the Owner and its authorized representatives, the Division of Labor Standards Enforcement, the Division of Apprenticeship Standards of the Department of Industrial Relations and shall otherwise be available for inspection in accordance with California Labor Code Section 1776.

D. In accordance with California Labor Code Section 1777.5, the Consultant, on behalf of the Contractor and any subcontractors engaged in performance of the services described in Exhibit A, shall be responsible for ensuring compliance with California Labor Code Section 1777.5 governing employment and payment of apprentices on public works contracts.

E. In case it becomes necessary for the Contractor or any subcontractor engaged in performance of the services described in Exhibit A to employ for the services described in Exhibit A any person in a trade or occupation (except executive, supervisory, administrative, clerical, or other non manual workers as such) for which no minimum wage rate has been determined by the Director of the Department of Industrial Relations, the Contractor shall pay the minimum rate of wages specified therein for the classification which most nearly corresponds to services described in Exhibit A to be performed by that person. The minimum rate thus furnished shall be applicable as a minimum for such trade or occupation from the time of the initial employment of the person affected and during the continuance of such employment.

AGENDA ITEM NO. 5.

AGENDA TRANSMITTAL

MEETING DATE: July 1, 2025

AGENDA ITEM: Council Adoption of Resolution No. 2025-__: A Resolution of the City Council of the City of Suisun City Accepting the City Hall Water Damage Remediation Project as Complete and Authorizing the City Manager to Record the Notice of Completion for the Project.

FISCAL IMPACT: Acceptance of the City Hall Water Damage Mitigation Project as complete will not have a fiscal impact on the General Fund as project costs were accounted for in the budget. The project work has been completed for a final project amount of $173,600.

STRATEGIC PLAN: Provide Good Governance, Ensure Public Safety

---

BACKGROUND: The City of Suisun City is responsible for maintaining City Hall, including its roofing system. The pitched roof over the Administration and Finance front offices has required rehabilitation due to persistent leaks during the rainy season. These recurring leaks have resulted in damage to the interior offices below. Although the flat portions of the roof were previously repaired using a Sprayed Polyurethane Foam (SPF) system, leaks have continued, indicating the need for further repairs to the pitched roof structure.

STAFF REPORT: In September 2024 the project was advertised, and the bids were due on October 2, 2024. Pro-Ex Construction, Inc. was the lowest responsive bidder with a bid amount of $134,000. There are enough funds in the Public Works Facilities - Maintenance Major Facilities Repair to cover the construction costs of the Project. The Engineer's cost estimate was $164,000.

On October 15, 2024, Pro-Ex Construction, Inc. was awarded a contraction contract in the amount of $147,000 which included a 10% contingency $13,400. The project scope only included the pitch roof on the City Hall south wing, repairing drainage on the flat roof, and the code correction of the upper windows in the Council Chambers along the roof. The construction of the project was delayed until Spring 2025 due to the winter weather.

During Winter 2024, a significant leak was found above the Housing Manager's office. The City asked Pro-Ex Construction to investigate the leak and they, along with the City's Building Inspector, discovered that the leak was coming from the pitch roof above the Housing Manager's office. The City then issued a contract change order to the project in the amount of $42,800 increasing the project cost to $176,800.

Construction on the project started on May 8, 2025, by Pro-Ex Construction, Inc. and as they did the work and conducted some water tests, they discovered that the drains at the flat roof did not need repair and felt that removing & replacing them would create a leaking issue. So, the City issued another contract change order for a deduction of $3,200 for a final contract amount of $173,600.

Staff recommends accepting the Project as completed and authorizing the City Manager to file and record the Notice of Completion with the County, which will then start the one-year warranty period on the completed improvements.

STAFF RECOMMENDATION: It is recommended that the City Council approves Resolution No. 2025-__: A Resolution of the City Council of the City of Suisun City Accepting the City Hall Water Damage Remediation Project as Complete and Authorizing the City Manager to Record the Notice of Completion for the Project

DOCUMENTS ATTACHED:

1. Council Adoption of Resolution No. 2025-__: A Resolution of the City Council of the City of Suisun City Accepting the City Hall Water Damage Remediation Project as Complete and Authorizing the City Manager to Record the Notice of Completion for the Project
2. City Hall Water Damage Remediation Project Notice of Completion

PREPARED BY: Gemma Geluz, Administrative Technician
REVIEWED BY: Nouae Vue, Public Works Director
APPROVED BY: Bret Prebula, City Manager

ATTACHMENTS:

1. Resolution Accepting the City Hall Water Damage Remediation Project as Complete Filing NOC
2. City Hall Water Damage Remediation Notice of Completion.docx

RESOLUTION NO. 2025-__

A RESOLUTION OF THE CITY COUNCIL OF THE CITY OF SUISUN CITY ACCEPTING THE CITY HALL WATER DAMAGE REMEDIATION PROJECT AS COMPLETE PROJECT AS COMPLETE, AND AUTHORIZING THE CITY MANAGER TO RECORD THE NOTICE OF COMPLETION FOR THE PROJECT

WHEREAS, there are several City facilities that are in need of new roofs; and

WHEREAS, a sprayed polyurethane foam roofing system was deemed the best solution for repairing the leaking flat roofs; and

WHEREAS, This new roofing system also has a 20-year warranty with annual inspections by the manufacturer; and

WHEREAS, the City advertised the plans and specifications for this Project in late March 2021 and bids were opened on May 2021; and

WHEREAS, on June 1, 2021, the City Council awarded the construction contract for the Suisun Sprayed Polyurethane Foam Roofing Systems for City Buildings Project to Pacific Polymers, Inc. DBA American Foam Experts; and

WHEREAS, Pacific Polymers, Inc. DBA American Foam Experts has completed all work under the contract for the Project and is ready to receive a Notice of Completion.

NOW, THEREFORE, BE IT RESOLVED, that the City Council of the City of Suisun City does hereby accept the Suisun Sprayed Polyurethane Foam Roofing Systems for City Buildings Project as completed, and authorizes the City Manager to take such measures as necessary to execute the Notice of Completion.

PASSED AND ADOPTED at a Regular Meeting of said City Council of the City of Suisun City duly held on Tuesday, the 1st day of March 2022, by the following vote:

AYES:	Council Members:	_____
NOES:	Council Members:	_____
ABSENT:	Council Members:	_____
ABSTAIN:	Council Members**:**	_____

WITNESS my hand and the seal of said City this 1st day of March 2021.

_____
Anita Skinner
City Clerk

WHEN RECORDED MAIL TO:

Name Public Works Department

Street Address CITY OF SUISUN CITY
701 CIVIC CENTER BLVD.

City & State, Zip SUISUN CITY, CA 94585

SPACE ABOVE THIS LINE FOR RECORDER'S USE

No Fee, per code 27283

NOTICE OF COMPLETION

A.P.N. 0032-180-580

Notice is hereby given that:

1. The undersigned is owner of the interest or estate stated below in the property hereinafter described.
2. The full name of the undersigned is City of Suisun City
3. The full address of the undersigned is 701 Civic Center Blvd.
   Suisun City, CA 94585
4. The nature of the title of the undersigned is: In fee. N/A
   (If other than fee, strike "In fee" and insert, for example, "purchaser under contract of purchase," or "lessee.")
5. The full names and full addresses of all persons, if any, who hold title with the undersigned as joint tenants or as tenants in common are: **NONE**

   NAMES ADDRESSES
6. The names of the predecessors in the interest of the undersigned, if the property was transferred subsequent to the commencement of the work of improvement herein referred to: **NONE**

   NAMES ADDRESSES

   (If no transfer made, insert "none.")
7. A work of improvement on the property hereinafter described was completed on: July 1, 2025
8. The name of the contractor, if any, for such work of improvement was Pro-Construction, Inc.

   (If no contractor for work of improvement as a whole, insert "none.")
9. The property on which said work of improvement was completed is in the City of Suisun City, County of Solano, State of California, and is described as follows:
   City Hall Water Damage Remediation Project
10. The street address of said property is 701 Civic Center Blvd., Suisun City, CA 94585
11. I declare under penalty of perjury the foregoing is true and correct.

Dated: _____

Signature of owner named in paragraph 2 _____

By Bret Prebula, City Manager

AGENDA ITEM NO. 6.

AGENDA TRANSMITTAL

MEETING DATE: July 1, 2025

AGENDA ITEM: Council Adoption of Resolution No. 2025-___: Rejecting Bid Protest and Authorizing the City Manager to Enter into a Construction Contract on the City's Behalf with Star Construction, Inc. for the Heritage Park Enhancement Project.

FISCAL IMPACT: There is no impact to the General Fund. Funds will come from the Park Development Fund, with a maximum allocation amount of $805,000.

STRATEGIC PLAN: Provide Good Governance, Ensure Public Safety, and Enhance the Environment.

BACKGROUND: In 2024, the Recreation, Parks, and Marina (RPM) Department received a $20,000 grant from the National Recreation and Park Association's (NRPA) Youth Sports Equity Program. The grant award funded a series of 'adaptive sports programs' for youth with intellectual and/or developmental disabilities (I/DD) and large-scale staff trainings on working with I/DD youth.

As part of the same grant award, RPM also received a mini-pitch (a multi-sport court) valued at up to $100,000, slated for installation at Heritage Park. Building on that funding opportunity, RPM staff explored additional ways to enhance recreational amenities and services within the park complex. In accordance with the adopted Parks and Facilities Master Plan, the Heritage Park Enhancement Project (Project) was proposed. Key features of the Project include the installation of a covered picnic pavilion and the conversion of the existing basketball court into an expanded mini-pitch, designed to accommodate a variety of sports during designated times.

At the August 20, 2024 City Council meeting, the contract for professional design services was awarded to GSM Landscape Architects, Inc. Subsequently, at the May 20, 2025 meeting, the City Council approved the final design and budget for the Project.

STAFF REPORT: The Notice to Contractors for the Project was published in the Daily Republic newspaper on May 21, 2025, with a second advertisement on May 28, 2025. Additionally, the bid package and construction documents were posted on BPX's plan room webpage on May 21, 2025.

The Project improvements include site preparation, grading, utility relocation, installation of concrete walk paths, basketball goals, shade structure, sod, and mini-pitch concrete base.

Bids for the project were due by 2:30 pm on June 11, 2025. A total of three bids were received and opened immediately following the deadline. The bid details can be found in the attached bid summary table. The apparent low bidder was Star Construction, Inc.

A bid protest was submitted by the second apparent low bidder, Dutch Contracting, Inc. Dutch Contracting's bid protest and Star Construction's response are attached. Star Construction has since then provided the completed form. Additionally, City staff investigation confirmed that Star Construction is qualified and capable of performing the work.

Staff recommends rejecting the bid protest on the following ground: Star Construction's omission to check either "Yes" or "No" in the Section 10162 Questionnaire is a waivable minor bid irregularity that was due to a clerical error and it did not give Star Construction a competitive advantage over other bidders.

Staff recommends rejecting the bid protest from Dutch Contracting, Inc. and awarding the construction contract for the Heritage Park Enhancement Project to Star Construction, Inc. in the amount of $700,000 and a 15% contingency in the amount of $105,000, for a total not-to-exceed contract amount of $805,000.

STAFF RECOMMENDATION: It is recommended that the City Council adopt Resolution No. 2025-___: Rejecting Bid Protest and Authorizing the City Manager to Enter into a Construction Contract on the City's Behalf with Star Construction, Inc for the Heritage Park Enhancement Project.

DOCUMENTS ATTACHED:

1. Resolution No. 2025-__: Rejecting Bid Protest and Authorizing the City Manager to Enter into a Construction Contract on the City's Behalf with Star Construction, Inc. for the Heritage Park Enhancement Project.
2. Project Location Map.
3. Bid Summary Table.
4. Bid Protest from Dutch Contracting, Inc.
5. Response from Star Construction, Inc.
6. Contract.

PREPARED BY: Gemma Geluz, Administrative Technician
REVIEWED BY: Nick Lozano, Senior Associate Engineer
APPROVED BY: Bret Prebula, City Manager

ATTACHMENTS:

1. Resolution Rejecting Bid Protest & Authorizing CM to Enter Construction Contract for Heritage Park Enhancement Project.docx
2. Project Location Map.pdf
3. Bid Summary Table.pdf
4. Bid Protest from Dutch Contracting, Inc..pdf
5. Response from Star Construction, Inc..pdf
6. Contract.pdf

RESOLUTION NO. 2025-

A RESOLUTION OF THE CITY COUNCIL OF THE CITY OF SUISUN CITY REJECTING BID PROTEST AND AUTHORIZING THE CITY MANAGER TO ENTER INTO A CONSTRUCTION CONTRACT ON THE CITY'S BEHALF WITH STAR CONSTRUCTION, INC. FOR THE HERITAGE PARK ENHANCEMENT PROJECT

WHEREAS, in 2024, the RPM Department received a $20,000 grant from the National Recreation and Park Association's (NRPA) Youth Sports Equity Program; and

WHEREAS, as part of the same grant award, RPM also received a mini-pitch (a multi-sport court) valued at up to $100,000, slated for installation at Heritage Park; and

WHEREAS, in accordance with the adopted Parks and Facilities Master Plan, the Heritage Park Enhancement Project (Project) was proposed and will be highlighted by the installation of a covered picnic pavilion and the conversion of the existing basketball court into an expanded mini-pitch, designed to accommodate a variety of sports during designated times; and

WHEREAS, at the August 20, 2024 City Council meeting, the contract for professional design services was awarded to GSM Landscape Architects, Inc. and, subsequently, at the May 20, 2025 City Council meeting, the design and budget of the Project was approved; and

WHEREAS, the Notice to Contractors for the Project was advertised in the Daily Republic on May 21, 2025, and then again on May 28, 2025; and

WHEREAS, the construction documents for the Project were advertised on May 21, 2025; and

WHEREAS, the Project improvements include site preparation, grading, utility relocation, installation of concrete walk paths, basketball goals, shade structure, sod, and mini-pitch concrete base; and

WHEREAS, three (3) sealed bid proposals were received by the City on June 11, 2025, by 2:00 pm, and the bids were opened and read aloud; and

WHEREAS, the bid submitted by Star Construction, Inc. was determined by City staff to be the responsive lowest bid; and

WHEREAS, Dutch Contracting, Inc., the second apparent low bidder, submitted a formal bid protest; and

WHEREAS, staff has determined the bid protest is without merit, on the grounds that the omission on the Section 10162 Questionnaire was due to a clerical error and constitutes a waivable minor bid irregularity.

NOW, THEREFORE, BE IT RESOLVED, that the City Council of the City of Suisun City rejects the bid protest from the second apparent low bidder, Dutch Contracting, Inc., and authorizes the City Manager to enter into a construction contract on behalf of the City with Star Construction, Inc. for the Heritage Park Enhancement Project in the amount of $700,000 including a 15% contingency in the amount of $105,000, for a total not-to-exceed contract amount of $805,000.

PASSED AND ADOPTED at a Regular Meeting of the City Council of the City of Suisun City duly held on Tuesday, the 1st day of July 2025, by the following vote:

AYES:	Councilmembers:	_____
NOES:	Councilmembers:	_____
ABSENT:	Councilmembers:	_____
ABSTAIN:	Councilmembers:	_____

WITNESS my hand and the seal of said City this 1st day of July 2025.

_____
Anita Skinner

City Clerk

Heritage Park Enhancement Project
Location Map

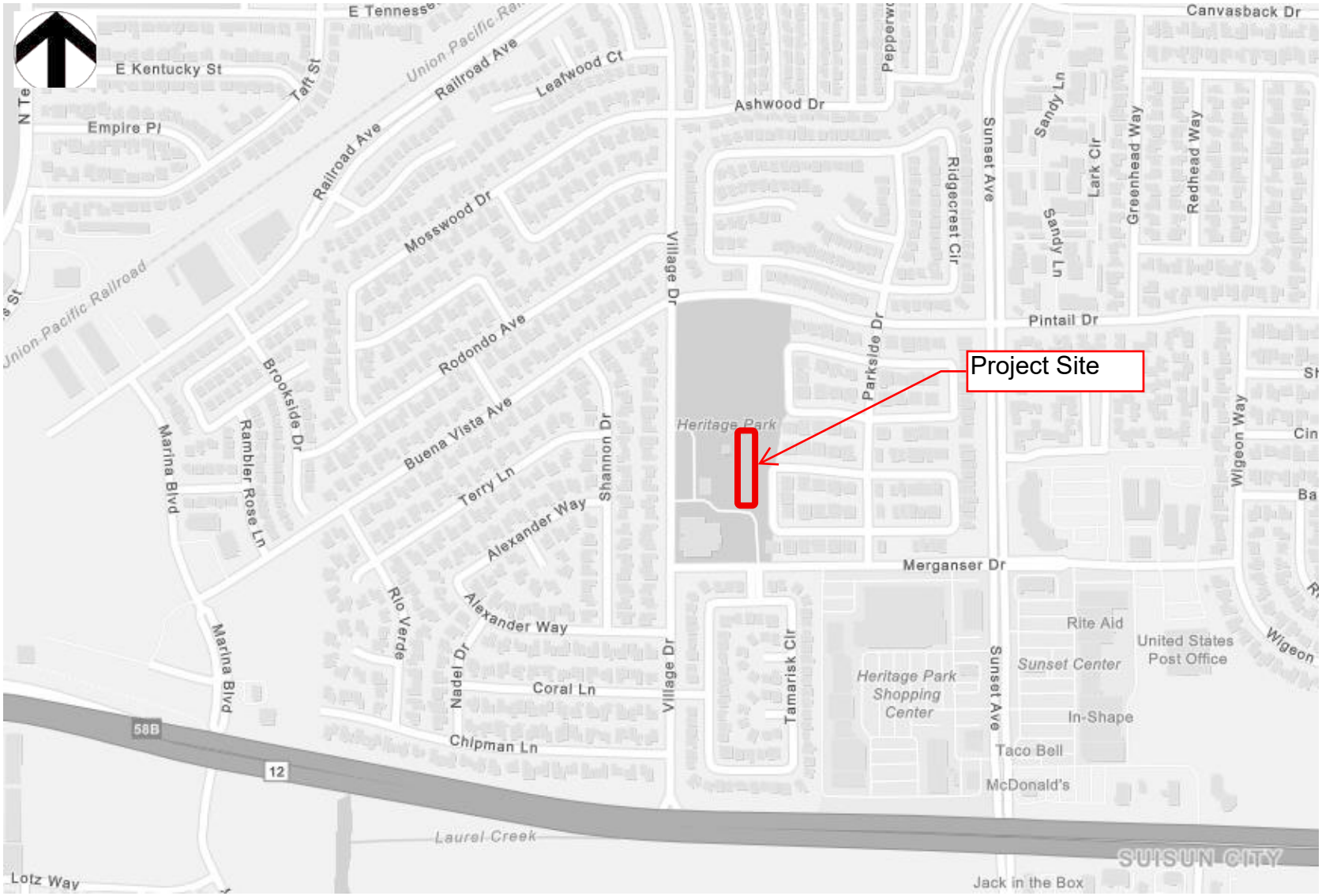

Heritage Park Enhancement Project

Bid Summary Table

Company	Base Bid	
Star Construction, Inc.	$	700,000.00
Dutch Contracting, Inc.	$	707,977.46
Kerex Engineering	$	1,346,898.00

DUTCH CONTRACTING INC.

Dear Mr. Mora and Ms. De La Cruz,

On behalf of our firm, I am submitting this formal protest regarding the bid submitted by Star Construction for the Heritage Park Enhancement Project.

Upon review of their submitted bid documents, we identified a material omission in their compliance with Public Contract Code Section 10162. Specifically, Star Construction failed to check either “Yes” or “No” on the Section 10162 Questionnaire, which is a required declaration under penalty of perjury.

This omission renders their bid technically incomplete and non-responsive. Under California law, this declaration must be affirmatively answered. The failure to do so makes the bid materially defective.

We respectfully request the City of Suisun to review this matter immediately and take appropriate action in accordance with the bid requirements and applicable regulations.

Please confirm receipt of this protest and advise us on any next steps or documentation you may require.

Sincerely

Saif Jarian

Dutch Contracting, Inc.

Saifj@dutchcoinc.com

916-417-6291

From: cheri virgen
To: Maribel De La Cruz
Subject: Heritage Park Enhancement Bid for the City of Suisun , Star Construction, Inc. , Abel R. Virgen
Date: Monday, June 16, 2025 7:30:25 AM

Maribel Del La Cruz
City of Suisun
Heritage Park Response from Star Construction, Inc. Requested by City for Protest Letter of Bid

The City is absolutely correct as far as the omission of Response , neither “Yes” or “No” was marked.
We did fill (sign) this code section 10162; and right below the questions Yes -No is a questionable sentence stating if the answer is “Yes” explain the circumstances in the following space,
We left this space blank. By leaving blank the answer is “No”.

Star Construction, Inc. has demonstrated to various Public Agencies the atribute of trustworthiness as well as quality,
Fitness, capacity and experience to satisfactorily perform public work contracts.

Please confirm you have this email any questions please feel free to contact me.

Thank you

Abel R. Virgen
Star Construction, Inc.
650-872-9103

AGREEMENT

THIS AGREEMENT, made and entered into this _____day of _____, 2025, by and between the City of Suisun City, California, hereinafter called "City", and_____ hereinafter called "Contractor".

WITNESSETH: That the parties hereto do mutually agree as follows:

ARTICLE I

For and in consideration of the payments and agreements hereinafter mentioned to be made and performed by said City said Contractor agrees with said City to perform, and complete in a workmanlike manner all work required under the City's Drawings and Specifications entitled:

Heritage Park Enhancement Project

in accordance with the Specifications and Drawings therefore, to furnish at his own expense all labor, materials, equipment and services as may be stipulated in said Specifications to be furnished by said City, and to do everything required by this Agreement and the said Specifications.

ARTICLE II

For furnishing all said labor, materials, equipment, tools and services, providing park improvements and doing everything required by this Agreement and the said Specifications; also, for all losses and damage arising out of the nature of the work aforesaid, or from the action of the elements, or from any unforeseen difficulties which may arise during the prosecution of the work until its acceptance by said City, and for all risks of every description connected with the work; also, for all expenses resulting from the suspension or discontinuance of work, except as in the said Specifications are expressly stipulated to be borne by said City; and for completing the work in accordance with the requirements of said Drawings and Specifications as directed by the Engineer, said City will pay and said Contractor shall receive, in full compensation therefore, the price(s) named in the Proposal.

ARTICLE III

The City hereby employs said Contractor to perform the work according to the terms of this Agreement for price(s) named in the Proposal, and agrees to pay the same at the time, in the manner, and upon the conditions stipulated in the said Specifications; and the said parties for themselves, their heirs, executors, administrators, successors, and assigns, do hereby agree to the full performance of the covenants herein contained.

ARTICLE IV

The Notice to Contractors, Special Notice, Special Provisions Book, Bidder's Book including the Proposal, and Information Required of Bidder, along with the Contract Documents and all addenda issued by the City with respect to the foregoing prior to the opening of bids, are hereby incorporated in and made part of this Agreement.

IN WITNESS WHEREOF, the parties hereto have caused this contract to be executed the day and year first above written.

CITY OF SUISUN CITY, CALIFORNIA

By _____
(City Manager)

_____(SEAL)
(City Clerk)

CONTRACTOR

_____
(Contractor)

By _____
(Signature)

_____
(Title)

AGENDA ITEM NO. 7.

AGENDA TRANSMITTAL

MEETING DATE: July 1, 2025

AGENDA ITEM: Council Adoption of Resolution No. 2025-__ Amending the Citywide Salary Schedule to Implement a 2.5% Cost of Living Adjustment (COLA) for Executive Management Employees Effective July 4, 2025.

FISCAL IMPACT: There is no additional fiscal impact associated with the proposed resolution. The cost to implement the 2.5% COLA for Executive Management employees has been included in adopted Fiscal Year 2025-26 budget.

STRATEGIC PLAN: Provide Good Governance.

BACKGROUND: The City Council previously approved negotiated agreements with the City's employee associations, SCEA, SCPOA, SCMPEA, and SCPFA, which provide a 2.5% Cost of Living Adjustment (COLA) effective in June 2025 for represented employees. The Council formally adopted this action on June 17, 2025, through Resolution No. 2025-62.

The City Council has also authorized a similar 2.5% COLA be applied to the City's Executive Team in the following fiscal year to maintain internal equity and ensure consistent treatment across employee groups. This staff report and resolution fulfill that directive by authorizing the implementation of the Executive Team COLA effective July 4, 2025.

STAFF REPORT: In alignment with Council direction and to maintain internal equity between represented and unrepresented employee groups, the attached resolution amends the Citywide Salary Schedule to provide a 2.5% COLA for Executive Management employees effective July 4, 2025. This action ensures continued competitiveness and supports retention and recruitment efforts for executive-level positions.

The updated salary schedule will be publicly posted and made available in compliance with Government Code section 20636(d) and California Code of Regulations section 570.5.

STAFF RECOMMENDATION: Staff recommends that the City Council adopt Resolution No. 2025-__ amending the Citywide Salary Schedule to include a 2.5% COLA for Executive Management employees, effective July 4, 2025.

DOCUMENTS ATTACHED:

1. Council Adoption of Resolution No. 2025-___Amending the Citywide Salary Schedule to Implement the 2.5% COLA for Executive Management Employees Effective July 4, 2025.
    a. Citywide Salary Schedule

PREPARED BY: Christina Penland, Human Resources Administrator
REVIEWED BY: Lakhwinder Deol, Finance Director

APPROVED BY: Bret Prebula, City Manager

ATTACHMENTS:

1. Resolution - 2.5% ET COLA
1a. Citywide Salary Schedule

.

RESOLUTION NO. 2025-___

A RESOLUTION OF THE CITY COUNCIL OF THE CITY OF SUISUN CITY AMENDING THE CITYWIDE SALARY SCHEDULE TO IMPLEMENT A 2.5% COST OF LIVING ADJUSTMENT (COLA) FOR EXECUTIVE MANAGEMENT EMPLOYEES EFFECTIVE JULY 4, 2025

WHEREAS, the City Council of the City of Suisun City approved negotiated cost of living adjustments for employees represented by SCEA, SCPOA, SCMPEA, and SCPFA; and

WHEREAS, the City Council has also authorized a comparable 2.5% Cost of Living Adjustment (COLA) for Executive Management employees to maintain internal alignment and competitiveness; and

WHEREAS, the 2.5% COLA for Executive Management employees will be effective July 4, 2025, the beginning of the first full pay period in Fiscal Year 2025-26; and

WHEREAS, all employers must comply with the compensation earnable and publicly available pay schedule provisions contained within California Government Code (CG) section 20636(d) and California Code of Regulations (CCR) section 570.5; and

WHEREAS, it is necessary for the City Council to review, approve, and adopt a publicly available pay schedule in accordance with applicable public meeting laws; and

WHEREAS, Government Code section 54953(c)(3) requires that, before taking final action, the legislative body shall orally report a summary of a recommendation for final action on the salaries, salary schedules, or compensation paid in the form of fringe benefits of a local agency executive, as defined in subdivision (d) of Section 3511.1, during the open meeting in which the final action is to be taken;

WHEREAS, attached to this resolution and incorporated by reference is the City's comprehensive salary schedule, which will be made publicly available on the City's external website and provided upon request; and

NOW, THEREFORE, BE IT RESOLVED BY THE CITY COUNCIL OF THE CITY OF SUISUN CITY AS FOLLOWS:

1. The Citywide Salary Schedule is hereby amended to implement a 2.5% COLA for Executive Management employees, effective July 4, 2025.
2. The updated Salary Schedule attached hereto shall be considered the City's official and publicly available pay schedule for purposes of compliance with CGC Section 20636(d) and CCR Section 570.5.
3. The City Manager or designee is authorized and directed to implement these wage adjustments and to post the updated Salary Schedule on the City's website and to make it available upon request to any member of the public.

PASSED AND ADOPTED at a Regular Meeting of said City Council of the City of Suisun City duly held on Tuesday, the 1st day of July 2025, by the following vote:

AYES:	Councilmembers:	_____
NOES:	Councilmembers:	_____
ABSENT:	Councilmembers:	_____
ABSTAIN:	Councilmembers:	_____

WITNESS my hand and the seal of said City this 1st day of July 2025.

_____
Anita Skinner
City Clerk

Attachment:

1. Citywide Salary Schedule

City of Suisun City
Salary Schedule
Resolution Date: 7/1/2025

		Hourly					Monthly Average					
Job Class	**Range**	**A**	**B**	**C**	**D**	**E**	**Starting**	**Ending**	**Effective Date**	**B.U.**	**B.G.**	**FLSA OT**
Account Clerk I (F)	268	$24.34	$25.56	$26.83	$28.17	$29.58	$4,219	$5,128	06/06/25	SCEA	SCEA	
Account Clerk II (F)	291	$26.77	$28.11	$29.52	$30.99	$32.54	$4,641	$5,641	06/06/25	SCEA	SCEA	
Account Clerk III	313	$29.45	$30.92	$32.47	$34.09	$35.80	$5,105	$6,205	06/06/25	SCEA	SCEA	
Accountant	362	$36.57	$38.40	$40.32	$42.33	$44.45	$6,339	$7,705	06/06/25	SCMPEA	SCMPEA	Exempt
Accounting Technician	332	$32.13	$33.73	$35.42	$37.19	$39.05	$5,569	$6,769	06/06/25	SCEA	SCEA	
Administrative Assistant I (F)	285	$25.97	$27.26	$28.63	$30.06	$31.56	$4,501	$5,471	06/06/25	SCEA	SCEA	
Administrative Assistant II (F)	307	$28.56	$29.99	$31.49	$33.06	$34.72	$4,951	$6,018	06/06/25	SCEA	SCEA	
Administrative Technician	327	$31.42	$32.99	$34.64	$36.37	$38.19	$5,446	$6,619	06/06/25	SCEA	SCEA	
Assistant Engineer (F)	389	$41.78	$43.87	$46.06	$48.37	$50.78	$7,242	$8,802	06/06/25	SCMPEA	SCMPEA	Exempt
Assistant Planner (F)	361	$36.42	$38.24	$40.15	$42.16	$44.27	$6,313	$7,674	06/06/25	SCMPEA	SCMPEA	Exempt
Associate Engineer (F)	409	$45.96	$48.26	$50.67	$53.20	$55.86	$7,966	$9,683	06/06/25	SCMPEA	SCMPEA	Exempt
Associate Planner (F)	380	$40.06	$42.07	$44.17	$46.38	$48.70	$6,944	$8,441	06/06/25	SCMPEA	SCMPEA	Exempt
Background Investigator	391	-	-	-	-	$49.92	-	-	12/24/21	Temp/PT	Temp/PT	
Battalion Chief (2912 annual hours)	375	$38.92	$40.87	$42.91	$45.06	$47.31	$9,445	$11,481	06/06/25	Unrep	SCPFA	
Building Inspection Services Manager	407	$45.57	$47.85	$50.24	$52.76	$55.39	$7,899	$9,602	06/06/25	SCMPEA	SCMPEA	Exempt
Building Inspector I (F)	320	$30.37	$31.88	$33.48	$35.15	$36.91	$5,264	$6,398	06/06/25	SCEA	SCEA	
Building Inspector II (F)	341	$33.40	$35.07	$36.83	$38.67	$40.60	$5,790	$7,038	06/06/25	SCEA	SCEA	
Building Maintenance Worker I (F)	272	$24.81	$26.05	$27.36	$28.72	$30.16	$4,301	$5,228	06/06/25	SCEA	SCEA	
Building Maintenance Worker II (F)	296	$27.29	$28.66	$30.09	$31.60	$33.18	$4,731	$5,751	06/06/25	SCEA	SCEA	
Chief Building Official	469	$62.86	$66.00	$69.30	$72.77	$76.41	$10,896	$13,244	06/06/25	Unrep	SCMPEA	Exempt
City Engineer	467	$62.19	$65.30	$68.56	$71.99	$75.59	$10,779	$13,102	06/06/25	SCMPEA	SCMPEA	Exempt
City Manager	595	$125.66	-	-	-	$137.98	$21,781	$23,917	07/04/25	Unrep	EM	Exempt
Code Enforcement Officer I (F)	310	$28.98	$30.43	$31.95	$33.55	$35.23	$5,024	$6,106	06/06/25	SCEA	SCEA	
Code Enforcement Officer II (F)	330	$31.88	$33.48	$35.15	$36.91	$38.75	$5,526	$6,717	06/06/25	SCEA	SCEA	
Community Services Officer I (F)	284	$25.84	$27.13	$28.49	$29.91	$31.41	$4,479	$5,444	06/06/25	SCEA	SCEA	
Community Services Officer II (F)	305	$28.42	$29.85	$31.34	$32.90	$34.55	$4,927	$5,989	06/06/25	SCEA	SCEA	
Computer Systems Specialist	222	$20.02	$21.02	$22.08	$23.18	$24.34	-	-	07/21/23	Temp/PT	Temp/PT	
Computer Technician	358	$35.96	$37.76	$39.65	$41.63	$43.71	$6,234	$7,577	06/06/25	SCEA	SCEA	
Deputy City Clerk (C)	363	$36.79	$38.63	$40.56	$42.59	$44.72	$6,377	$7,751	06/06/25	Confidential	SCMPEA	Exempt
Deputy City Manager	543	$89.19	$93.65	$98.33	$103.25	$108.41	$15,460	$18,792	07/04/25	Unrep	EM	Exempt
Deputy Fire Chief	470	$63.21	$66.37	$69.69	$73.18	$76.84	$10,957	$13,318	06/06/25	SCMPEA	SCMPEA	Exempt
Development Services Director	505	$75.18	$78.94	$82.88	$87.03	$91.38	$13,031	$15,839	07/04/25	Unrep	EM	Exempt
Division Fire Chief	445	$55.95	$58.75	$61.69	$64.77	$68.01	$9,698	$11,788	06/06/25	SCMPEA	SCMPEA	Exempt
Economic Development Consultant	441	-	-	-	-	$65.00	-	-	12/24/21	Temp/PT	Temp/PT	

(C) Denotes Confidential Class
(F) Denotes a Flexibly Staffed Classification
** City Manager's Salary is set by Contract

B.U. Bargaining Unit
B.G. Benefits Group

		Hourly					Monthly Average					
Job Class	**Range**	**A**	**B**	**C**	**D**	**E**	**Starting**	**Ending**	**Effective Date**	**B.U.**	**B.G.**	**FLSA OT**
Finance Director	505	$75.18	$78.94	$82.88	$87.03	$91.38	$13,031	$15,839	07/04/25	Unrep	EM	Exempt
Finance Manager	436	$53.57	$56.25	$59.06	$62.01	$65.11	$9,285	$11,286	06/06/25	SCMPEA	SCMPEA	Exempt
Financial Services Specialist	222	$20.02	$21.02	$22.08	$23.18	$24.34	-	-	07/21/23	Temp/PT	Temp/PT	
Fire Captain (2,912 annual hours)	350	$35.38	$37.15	$39.01	$40.96	$43.01	$8,587	$10,437	06/06/25	SCPFA	SCPFA	
Fire Chief	514	$77.93	$81.83	$85.92	$90.22	$94.73	$13,509	$16,420	07/04/25	Unrep	EM	Exempt
Fire Engineer (2912 annual hours)	A333	$33.26	$34.61	$36.04	$37.53	$39.10	$8,071	$9,488	06/06/25	SCPFA	SCPFA	
Fire Engineer (2912 annual hours)	333	$32.17	$33.78	$35.46	$37.24	$39.10	$7,806	$9,488	06/06/25	SCPFA	SCPFA	
Fire Marshal	445	$55.95	$58.75	$61.69	$64.77	$68.01	$9,698	$11,788	06/06/25	SCMPEA	SCMPEA	Exempt
Firefighter (2912 annual hours)	292	$26.81	$28.15	$29.55	$31.03	$32.58	$6,505	$7,907	06/06/25	SCPFA	SCPFA	
Fleet Mechanic	288	$26.41	$27.73	$29.11	$30.57	$32.10	$4,577	$5,564	06/06/25	SCEA	SCEA	
Housing Programs Manager	412	$47.43	$49.80	$52.29	$54.91	$57.65	$8,222	$9,993	06/06/25	SCMPEA	SCMPEA	Exempt
Housing Specialist I (F)	306	$28.47	$29.90	$31.39	$32.96	$34.61	$4,935	$5,999	06/06/25	SCEA	SCEA	
Housing Specialist II (F)	326	$31.32	$32.89	$34.53	$36.26	$38.07	$5,429	$6,599	06/06/25	SCEA	SCEA	
Human Resources Administrator	485	$68.35	$71.76	$75.35	$79.12	$83.08	$11,847	$14,400	07/04/25	Unrep	EM	Exempt
Human Resources Technician I (C)	311	$29.21	$30.67	$32.20	$33.81	$35.50	$5,062	$6,153	06/06/25	Confidential	SCEA	
Human Resources Technician II (C)	332	$32.13	$33.73	$35.42	$37.19	$39.05	$5,569	$6,769	06/06/25	Confidential	SCEA	
IT Services Manager	443	$55.34	$58.10	$61.01	$64.06	$67.26	$9,592	$11,659	06/06/25	SCMPEA	SCMPEA	Exempt
Maintenance Worker I (F)	300	$27.84	$29.24	$30.70	$32.23	$33.84	$4,826	$5,866	06/06/25	SCEA	SCEA	
Maintenance Worker II (F)	322	$30.63	$32.16	$33.77	$35.46	$37.23	$5,309	$6,453	06/06/25	SCEA	SCEA	
Management Analyst I (F)	361	$36.42	$38.24	$40.15	$42.16	$44.27	$6,313	$7,674	06/06/25	SCMPEA	SCMPEA	Exempt
Management Analyst II (F)	380	$40.06	$42.07	$44.17	$46.38	$48.70	$6,944	$8,441	06/06/25	SCMPEA	SCMPEA	Exempt
Marketing Manager	379	$39.79	$41.78	$43.87	$46.06	$48.36	$6,897	$8,383	06/06/25	SCMPEA	SCMPEA	Exempt
Office Assistant	263	$23.80	$24.99	$26.24	$27.55	$28.93	$4,126	$5,015	06/06/25	SCEA	SCEA	
Permit Technician I (F)	303	$28.17	$29.58	$31.06	$32.61	$34.24	$4,883	$5,935	06/06/25	SCEA	SCEA	
Permit Technician II (F)	324	$30.99	$32.54	$34.16	$35.87	$37.67	$5,371	$6,529	06/06/25	SCEA	SCEA	
Planning Specialist	222	$20.02	$21.02	$22.08	$23.18	$24.34	-	-	07/21/23	Temp/PT	Temp/PT	
Police Chief	547	$90.77	$95.31	$100.08	$105.08	$110.34	$15,734	$19,125	07/04/25	Unrep	EM	Exempt
Police Commander	498	$72.29	$75.90	$79.70	$83.68	$87.87	$12,530	$15,231	06/06/25	SCMPEA	SCMPEA	Exempt
Police Evidence and Property Technician I (F)	284	$25.84	$27.13	$28.49	$29.91	$31.41	$4,479	$5,444	06/06/25	SCEA	SCEA	
Police Evidence and Property Technician II (F)	305	$28.42	$29.85	$31.34	$32.90	$34.55	$4,927	$5,989	06/06/25	SCEA	SCEA	
Police Officer (F)	411	$46.34	$48.66	$51.09	$53.64	$56.33	$8,032	$9,763	06/06/25	SCPOA	SCPOA	
Police Officer Trainee (F)	276	-	-	-	$28.63	$30.06	-	-	12/24/21	Temp/PT	Temp/PT	
Police Sergeant	460	$58.39	$61.31	$64.37	$67.59	$70.97	$10,121	$12,302	06/06/25	SCPOA	SCPOA	
Police Support Services Manager	450	$56.70	$59.53	$62.51	$65.63	$68.91	$9,827	$11,945	06/06/25	SCMPEA	SCMPEA	Exempt
Principal Planner	433	$52.88	$55.53	$58.30	$61.22	$64.28	$9,167	$11,142	06/06/25	SCMPEA	SCMPEA	Exempt
Project Manager	408	$45.76	$48.04	$50.45	$52.97	$55.62	$7,931	$9,640	06/06/25	SCMPEA	SCMPEA	Exempt
Public Safety Dispatch/Police Records Supervisor	410	$46.78	$49.12	$51.58	$54.16	$56.87	$8,109	$9,857	06/06/25	SCPOA	SCPOA	
Public Safety Dispatcher I (F)	349	$35.15	$36.91	$38.75	$40.69	$42.72	$6,093	$7,406	06/06/25	SCPOA	SCPOA	

(C) Denotes Confidential Class
(F) Denotes a Flexibly Staffed Classification
** City Manager's Salary is set by Contract

B.U. Bargaining Unit
B.G. Benefits Group

		Hourly					Monthly Average					
Job Class	**Range**	**A**	**B**	**C**	**D**	**E**	**Starting**	**Ending**	**Effective Date**	**B.U.**	**B.G.**	**FLSA OT**
Public Safety Dispatcher II (F)	373	$38.66	$40.60	$42.63	$44.76	$47.00	$6,702	$8,146	06/06/25	SCPOA	SCPOA	
Public Works Director/City Engineer	514	$77.93	$81.83	$85.92	$90.22	$94.73	$13,509	$16,420	07/04/25	Unrep	EM	Exempt
Public Works Inspector	351	$34.74	$36.48	$38.30	$40.22	$42.23	$6,022	$7,320	06/06/25	SCEA	SCEA	
Public Works Specialist	222	$20.02	$21.02	$22.08	$23.18	$24.34	-	-	07/21/23	Temp/PT	Temp/PT	
Public Works Superintendent	432	$52.35	$54.97	$57.72	$60.61	$63.64	$9,075	$11,030	06/06/25	SCMPEA	SCMPEA	Exempt
Public Works Supervisor	370	$38.00	$39.90	$41.89	$43.99	$46.19	$6,587	$8,006	06/06/25	SCMPEA	SCMPEA	Exempt
Recreation Coordinator	302	$28.07	$29.47	$30.94	$32.49	$34.12	$4,865	$5,913	06/06/25	SCEA	SCEA	
Recreation Manager	399	$43.76	$45.95	$48.24	$50.66	$53.19	$7,585	$9,219	06/06/25	SCMPEA	SCMPEA	Exempt
Recreation Specialist I (F)	200	$18.00	$18.54	$19.10	$19.67	$20.26	-	-	07/21/23	Temp/PT	Temp/PT	
Recreation Specialist II (F)	220	$19.80	$20.39	$21.01	$21.64	$22.29	-	-	07/21/23	Temp/PT	Temp/PT	
Recreation Specialist III (F)	250	$21.78	$22.43	$23.11	$23.80	$24.51	-	-	07/21/23	Temp/PT	Temp/PT	
Recreation Supervisor	343	$33.68	$35.36	$37.13	$38.99	$40.94	$5,838	$7,096	06/06/25	SCMPEA	SCMPEA	Exempt
Recreation, Parks & Marina Director	505	$75.18	$78.94	$82.88	$87.03	$91.38	$13,031	$15,839	07/04/25	Unrep	EM	Exempt
Senior Accountant	390	$42.06	$44.16	$46.37	$48.68	$51.12	$7,290	$8,861	06/06/25	SCMPEA	SCMPEA	Exempt
Senior Associate Engineer (F)	425	$50.55	$53.08	$55.74	$58.52	$61.45	$8,763	$10,651	06/06/25	SCMPEA	SCMPEA	Exempt
Senior Building Inspector	381	$40.09	$42.09	$44.20	$46.41	$48.73	$6,949	$8,446	06/06/25	SCMPEA	SCMPEA	Exempt
Senior Maintenance Worker	344	$33.69	$35.37	$37.14	$39.00	$40.95	$5,840	$7,098	06/06/25	SCEA	SCEA	
Senior Management Analyst	400	$44.07	$46.27	$48.59	$51.02	$53.57	$7,639	$9,285	06/06/25	SCMPEA	SCMPEA	Exempt
Senior Planner	400	$44.07	$46.27	$48.59	$51.02	$53.57	$7,639	$9,285	06/06/25	SCMPEA	SCMPEA	Exempt
Senior Public Safety Dispatcher	395	$42.53	$44.66	$46.89	$49.24	$51.70	$7,372	$8,961	06/06/25	SCPOA	SCPOA	
Youth Services Specialist	356	$35.53	$37.31	$39.17	$41.13	$43.19	$6,159	$7,486	06/06/25	SCEA	SCEA	

(C) Denotes Confidential Class
(F) Denotes a Flexibly Staffed Classification
** City Manager's Salary is set by Contract

B.U. Bargaining Unit
B.G. Benefits Group

THIS PAGE INTENTIONALLY LEFT BLANK

AGENDA ITEM NO. 8.

AGENDA TRANSMITTAL

MEETING DATE: July 1, 2025

AGENDA ITEM: Council Adoption of Resolution No. 2025-___: Approving the Suisun Microtransit Budget for Fiscal Year 2025-26 and Authorize the Solano Transportation Authority (STA) to Execute the Second Option Year with Transportation Concepts to Provide Transit within Suisun City and Extend the Transit Management Agreement with the STA.

FISCAL IMPACT: Transportation Development Act Funds (TDA) are dedicated funds for transit-related services. FY 2025-26 Claim of $1,681,280 million for transit services has no fiscal impact on the General Fund..

STRATEGIC PLAN: Provide Good Governance, Ensure Public Safety, and Enhance the Environment.

BACKGROUND: The Transportation Development Act (TDA) was enacted in 1971 by the California Legislature to ensure a continuing statewide commitment to public transportation. This law imposes a one quarter-cent tax on retail sales within each County for this purpose. Proceeds are returned to counties based on the amount of taxes collected and are apportioned within the county based on population. TDA funds are shared among agencies to fund joint services such as the Solano Express bus service and the Intercity Taxi Card Program..

To obtain TDA funds, local jurisdictions must submit requests to regional transportation agencies that review the claims for consistency with TDA requirements. Solano County agencies submit TDA claims to the Metropolitan Transportation Commission (MTC) and the Regional Transportation Planning Agency (RTPA) for the nine Bay Area counties.

STAFF REPORT: MTC released the Bay Area TDA estimates for FY 2025-26 in February 2025, which allocated $1,686,639 to Suisun City to use specifically for transportation related services. Based upon this, staff is recommending the utilization of the TDA funds as follows.

Suisun City Microtransit

Suisun City Microtransit provides general public transportation, providing service within Suisun City as well as 9 select locations within the City of Fairfield, and provides transportation to Rush Ranch. Staff is recommending allocating $1,023,500 to this program. The majority of the costs stem from contracted operations, maintenance, and fuel.

Suisun City Mobility Programs

In addition to Suisun City Microtransit, Suisun City offers two mobility programs, which are the Suisun Lyft and the Solano County Intercity Taxi Program. Staff recommends allocating $202,225 to continue these programs. The majority of the funding will be allocated to the Suisun City Lyft Program, which has continued to be a popular transportation option for Suisun City residents.

Solano Express

Solano Express is the regional bus service within Solano County and beyond. The Solano Transportation Authority serves as the governing board and contracts with SolTrans, which handles the operations. Staff recommends allocating $126,648 to Solano Express. This amount is determined by City population and residency of ridership. Staff is working with the City of Fairfield to have this paid out of the Fairfield Urbanized Area Formula (5307 Funding).

Suisun City Transit Facilities

Suisun City has two transit facilities that they're responsible for. The two facilities are the Suisun Train Depot and the newly built Suisun City Mobility Hub, which are both located in downtown Suisun City. Staff is recommending allocating $310,000 to provide a maintenance worker, make upgrades within the Suisun City Train Depot, and provide routine maintenance at the Suisun City Mobility Hub.

Other Items

Suisun City is a member agency within the Solano Transportation Authority Joint Powers Authority. As part of this, members are required to provide membership dues, which are used for Countywide planning efforts. Suisun City's membership contribution is $18,907 for FY 2025-26.

STAFF RECOMMENDATION: Council Adoption of Resolution No. 2025-___: Approving the Suisun Microtransit Budget for Fiscal Year 2025-26 and Authorize the Solano Transportation Authority (STA) to Execute the Second Option Year with Transportation Concepts to Provide Transit within Suisun City and Extend the Transit Management Agreement with the STA.

DOCUMENTS ATTACHED:

1. Council Adoption of Resolution No. 2025-___: Approving the Suisun Microtransit Budget for Fiscal Year 2025-26 and Authorize the Solano Transportation Authority (STA) to Execute the Second Option Year with Transportation Concepts to Provide Transit within Suisun City and Extend the Transit Management Agreement with the STA.
2. Suisun City Recommended TDA Uses

PREPARED BY: Brandon Thomson, Transit Mobility Coordinator
REVIEWED BY: Bret Prebula, City Manager
APPROVED BY: Bret Prebula, City Manager

ATTACHMENTS:

1. Resolution Approving the Microtranit Budget for FY 2025-26.
2. Proposed TDA Revenues and Expenditures

.

RESOLUTION NO. 2025-

A RESOLUTION OF THE CITY COUNCIL OF THE CITY OF SUISUN CITY APPROVING THE SUISUN MICROTRANSIT BUDGET ADJUSTMENT FOR FISCAL YEAR FY 2025-26 AND AUTHORIZE THE SOLANO TRANSPORTATION AUTHORITY (STA) TO EXECUTE THE SECOND OPTION YEAR WITH TRANSPORTATION CONCEPTS TO PROVIDE TRANSIT WITHIN SUISUN CITY AND EXTEND THE TRANSIT MANAGEMENT AGREEMENT WITH THE STA

WHEREAS, the City of Suisun City has historically partnered with the City of Fairfield to provide local transit services through Fairfield and Suisun Transit (FAST), utilizing Transportation Development Act (TDA) funds; and

WHEREAS, on October 19, 2022, the Suisun City Council approved the discontinuation of FAST Routes 5 and 6 and on August 16, 2022, authorized a partnership with STA to develop and operate Suisun Microtransit services; and

WHEREAS, the Suisun Microtransit program launched on January 3, 2023, to provide dial-a-ride service and fixed-route "School Tripper" service within Suisun City and select Fairfield locations, addressing community mobility needs; and

WHEREAS, operational challenges, including driver recruitment, service overcrowding, and vehicle maintenance costs, have necessitated adjustments to the Suisun Microtransit program, including increased driver pay, additional operating hours, and the procurement of new vehicles to ensure service reliability; and

WHEREAS, the success of the Suisun Lyft program has demonstrated increased ridership, requiring an increase in its budget to meet demand; and

WHEREAS, Suisun City's FY 2025-26 TDA claim reflects the additional funding needed to sustain Microtransit and Lyft programs, regional transit contributions, and other related transit services; and

NOW, THEREFORE, BE IT RESOLVED, that the City Council of the City of Suisun City does hereby:

1. Approve the FY 2025-26 Suisun City TDA budget for transportation services and improvements in the amount of $1,681,280.
2. Authorize the Solano Transportation Authority (STA) to execute the second option year with Transportation Concepts for continued Suisun Microtransit operations and extend the Transit Management Agreement with the STA.

[SIGNATURES ON FOLLOWING PAGE]

PASSED AND ADOPTED at a Regular Meeting of said City Council of the City of Suisun City duly held on Tuesday, the 1st day of July 2025, by the following vote:

AYES:	Council Members:	_____
NOES:	Council Members:	_____
ABSENT:	Council Members:	_____
ABSTAIN:	Council Members**:**	_____

WITNESS my hand and the seal of said City this 1st day of July 2025.

_____
Anita Skinner
City Clerk

Attachment A

Proposed Suisun City TDA Revenues and Expendatures FY 2025-26

Revenue	**Suisun City**	**TDA Funds FY 2025-26**
	MTC Fund Estimate	$1,686,639
	Fare Revenue	$14,568
	TDA Plus Fares	**$1,701,207**
Expendatures	**Suisun City Microtransit**	
	Fixed Route Transit Services and Microtransit	$ 819,000
	Vehicle Maintenance/ Fuel	$147,000
	Bus Stop Improvements	$2,000
	Marketing/Printing	$3,000
	Internet/Phone	$1,500
	General Expenses	$1,000
	Transit Management Services	$50,000
	Total	**$1,023,500**
	Suisun City Mobility Programs	
	Intercity Taxi Card (PEX)	$2,225
	Suisun Lyft Program	$200,000
	Total	**$202,225**
	Solano Express	
	Estimate for Blue Green and Red Lines (Claimed by SolTrans)	$126,648
	Total	**$126,648**
	Facilities	
	Suisun Mobility Hub Maintenance	$30,000
	Train Depot Repairs	$120,000
	Train Depot Maintenance Worker and Maintenance	$160,000
	Total	**$310,000**
	Other Items	
	STA Planning	$18,907
	Total	**$18,907**
	Total Expenses	**$1,681,280**
	FY 2024-25 TDA Reserve Balance	**$1,803,060**
	TDA to be Placed in Reserve	**$19,927**
	FY 2025-26 TDA Reserve	**$1,822,987**
	FY 2025-26 Mobility Hub Reserve	**$ 25,000**

THIS PAGE INTENTIONALLY LEFT BLANK

AGENDA ITEM NO. 9.

AGENDA TRANSMITTAL

MEETING DATE: July 1, 2025

AGENDA ITEM: Conduct a Public Hearing, Approve Final Engineer's Report, and Order the Levy and Collection of Assessments for Maintenance Assessment Districts:

a. Council Adoption of Resolution No. 2025-__: Amending and/or Approving the Final Engineer's Annual Levy Reports for the Suisun City Maintenance Assessment Districts for FY 2025-26
b. Council Adoption of Resolution No. 2025-__: Ordering the Levy and Collection of Assessments within the Suisun City Maintenance Assessment Districts for FY 2025-26.

FISCAL IMPACT: The proposed inflator for the annual levy assessments for Fiscal Year (FY) 2025-26 is -1.45%. The inflator applies to all Landscaping & Lighting/Maintenance Assessment Districts (Districts) except for: Heritage Park, Montebello Vista, and Marina Village Dredging Districts. The annual inflator is provided to the City by NBS using the Construction Cost Index (CCI) released in the Engineering News Record's in roughly April each year.

This year's negative inflator results in no increase to the affected District's levy amounts. The recommended FY 2025-26 assessments are provided in Summary Table of Recommended District Assessments for FY 2025-26 (Attachment No. 3). The landscaping maintenance in the Districts is an important component of the City's overall landscape and lighting maintenance program. Together the Districts generate approximately just over $1,500,000 annually in assessments (non-General Fund) that are used to maintain and improve the various District neighborhoods and District neighborhood parks that would otherwise be liabilities to the General Fund.

STRATEGIC PLAN: Provide Good Governance. Enhance the Environment.

BACKGROUND: Each year, the City must follow the same process for levying of the District's annual-assessments.

On May 20, 2025, the City Council initiated the processes to approve and levy the FY 2025-26 assessments, approve the Final Engineer's Report for all Districts, and declare the Council's intent to levy and collect assessments for all Districts. Further, the City Council set July 1, 2025, as the date to hold the annual Public Hearing for the purpose of determining the final action on the Engineer's Reports and the proposed levy of assessments. This Public Hearing has been noticed in the newspaper as prescribed by law.

Annual Levy Procedures

The annual levy procedures are pursuant to the Landscaping and Lighting Act of 1972, Part 2, Division 15 of the California Streets and Highways Code (commencing with Section 22500). The proceedings follow a three-step process, which occur on an annual basis for approval by the City Council.

STEP 1 (CONSENT) The adoption of a resolution initiating proceedings for the annual levy and collection of assessments and ordering the preparation and filing of the Engineer's Report.

STEP 2 (CONSENT) The adoption of a resolution of intention which declares the intent to levy and collect assessments for the specified fiscal year. The resolution must:

- Generally describe the existing improvements and any substantial changes;
  Refer to the assessment district by its distinctive designation and indicates the general location of the District;
- Refer to the Engineer's Report for full description of the proposed assessments;
- State if there is an increase from the previous year; and
- Set the time and place for a public hearing by the Council on the levy of the proposed assessment.

STEP 3 The final step is to hold the Public Hearing at the time and place specified in the Notice of Public Hearing and as set in Step 2. During the Public Hearing all interested persons shall be afforded the opportunity to hear and be heard by the Council. The Council may order changes in any of the matters provided in the Engineer's Report. The Council may then adopt a resolution confirming the diagram (boundary map) and assessment, either as originally proposed or as amended.

Engineer's Report: A report shall refer to the Assessment District by its distinctive designation, specify the fiscal year to which the report applies, and, with respect to that year, shall contain all of the following:

a. Plans and specifications for the improvements.
b. An estimate of the costs of the improvements.
c. A diagram (boundary map) for the assessment district.
d. An assessment of the estimated costs of the improvements.
e. If bonds or notes will be issued pursuant to Section 22662.5, an estimate of their principal amount.

Refer to the Landscaping and Lighting Act of 1972, beginning with Section 22500 for the full text: chrome-
extension://efaidnbmnnnibpcajpcglclefindmkaj/https://www.modestogov.com/DocumentCenter/View/89
and-Lighting-Act-of-1972-PDF

The City Council serves as the legislative body governing the Districts with staff administering management of the Districts.

STAFF REPORT: During the month of March 2025, staff conducted annual meetings for Blossom, Heritage Park, Lawler Ranch, Peterson Ranch, Montebello Vista, and Victorian Harbors (A, B, C-D, E, and F). At these meeting staff discuss District funding, past year accomplishments, plans for the coming year, share the current service rotation for the Districts, receive any resident concerns or requests for the coming year. The annual meetings have been held on a regular basis over the last thirteen years. Postcards are mailed to all property owners of record within each District using records provided by the County Assessor's in roughly 10-14 days prior to the District's meeting date each year. Meeting information is also posted on the City's webpage and on Facebook. Annual meetings are typically held with each District sometime between late February and April via Zoom. The goal of holding the meetings each year is to facilitate greater communication and transparency between the attending residents from each District and City staff. Note in reference to Step 3, in the Background Section that holding the annual meeting for each District is not a statutory requirement as the Public Hearing is typically where resident express questions, including budget-related questions, concerns, and comments

for the year relating to their respective District. Most agencies do not hold similar annual meetings.

As of January 1, 2022, all of the landscape maintenance work for each District was moved from the previous commercial contractor to an in-house LLD-Only Crew within the Public Works Maintenance Division, with personnel and equipment costs being borne by the Districts. This move was made based on-going issues with the landscape contractor service levels that could not be resolved. Issues such as budget limitations within certain District, inexperience of new employees, employee retention issues, and employee injuries have made it challenging to keep this Crew fully staffed during the last two-year period.

We are now at the last step in the annual levy process which is to hold the Public Hearing for the Districts and for the Parking Assessment District. Tonight, through the two Public Hearings, Council determines whether to approve the final Engineer's Report, to approve the annual inflator, and orders the levy of the FY 2025-26 assessments. Council can review the proposed District assessments in the Summary of Proposed District Assessments Table (Attachment No. 3). Again, assessments for FY 2025-26 will have no increase from those for FY 2024-25.

The City has three Districts whose formation did not include an annual inflator. Consequently, these Districts have continued to suffer from on-going budget issues, with expenses exceeding revenues. These Districts are Montebello Vista, Heritage Park, and Marina Village Channel Improvements. Peterson Ranch, has been experiencing some budget issues over the last few years although it appears to be evening out a bit.

Montebello Vista District (MBV)

The MBV District continues to endure financial hardship, as the District does not generate sufficient revenue to meet the basic funding requirements needed to cover basic maintenance costs for Montebello Vista Park, the two medians at each entrance of the neighborhood, the east side of Walters Road from Bella Vista Dr./Mammoth Drive to Bella Vista Dr. to the north, and their streetlights. This District was not formed to include an annual inflator. In 2015, the District borrowed funds to conduct a District-wide vote which would have increased the annual levy amount and added an annual inflator. The vote was unsuccessful and put the District further in the red. The budget and staff time will continue to be monitored however, public expectations are that Montebello Park is kept green and maintained which make for a no-win situation.

The completion of Phase I of the Montebello Vista Park Improvement Project in roughly October 2025, should have positive impacts on the last half of the FY25-26 budget and onward. This first Phase of this overall park improvement project includes the installation of a large area of artificial turf which should help reduce the budget by water significantly. It is also hoped that the artificial turf will also reduce Public Works Crew costs as well. Both of these items are the big tickets expenses for the District so reducing costs should actively impact the budget in the positive direction.

Heritage Park

Like Montebello Vista, the Heritage Park (District) continues to have a static revenue stream that is insufficient to sustain a very basic level of landscape maintenance activities within the District. While under the previous City-wide landscape maintenance contract the District experienced dramatic reductions in landscape maintenance, no litter pickup, and inability to address most irrigation system failures. Even with the service reductions in the increase in the monthly contract costs put this District further into the red and was at an unsustainable level.

Now that the District's maintenance is being handled by the LLD-Only Crew (as of January 1, 2022),

the District is starting to look a bit better with the LLD-Only Crew being able to maintain additional areas that were not being maintained as part of the former landscape contract. This District has the unique feature of having pine trees which drop large volumes of pine needles several times a year which requires a large number staff hours to address. Turn-over on the LLD-Only crew has impacted maintenance in all Districts, including the Heritage Park District. The start-up expenses associated with bringing the landscape maintenance in-house in FY22 greatly impacted the District's already negative beginning balance. Since that time, we are starting to see a little headway on reducing the District's negative balance.

Peterson Ranch
This District has moved forward and is no longer carrying a negative balance. However, Public Works Crew costs will continue to increase for this District. The LLD-Only Crew works to keep costs as minimal as possible while providing the highest level of service the District's budget allows.

The staff recommendation is that Council begin the Public Hearing process for the Districts and proceed with levying the FY26 assessments with this year's inflator included in the assessments.

On May 20, 2025, the Council initiated the process and approved the Preliminary Engineer's Reports for all Districts and declared the intent to levy and collect assessments for all Districts. Today, July 1, 2025, is a Public Hearing for determining the final action on the Engineer's Reports and approving and ordering the levy of the assessments. The Public Hearing also provides the District property owners with the opportunity to address the Council with questions or concerns regarding their District. The Public Hearing has been noticed in the newspaper as prescribed by law.

Order the Levy of Assessment – Assessment Deadline
By law, the City Council must order the levy of assessments for the Districts. After the Public Hearing and approval of the attached resolutions, NBS will prepare the taped Assessor Parcel Assessment Report to be sent to the County in time for the Assessor's August 11, 2025, deadline.

STAFF RECOMMENDATION: It is recommended that the City Council:

1. Receive the Staff Report;
2. Open the Public Hearing;
3. Conduct a Public Hearing to receive public comment;
4. Close the Public Hearing;
5. Adopt Resolution No. 2024-__: Amending and/or Approving the Final Engineer's Annual Levy Reports for the Suisun City Maintenance Assessment Districts for FY 2025-26; and
6. Adopt Resolution No. 2024-__: Ordering the Levy and Collection of Assessments within the Suisun City Maintenance Assessment Districts for FY 2025-26.

DOCUMENTS ATTACHED:
1. Council Adoption of Resolution No. 2024-__: Amending and/or Approving the Final Engineer's Annual Levy Reports for the Suisun City Maintenance Assessment Districts for FY 2025-26.
2. Council Adoption of Resolution No. 2024-__: Ordering the Levy and Collection of Assessments within the Suisun City Maintenance Assessment Districts for FY 2025-26.
3. Summary Table of Recommended District Assessments for FY 2025-26.
4. Final Engineer's Report
5. Diagram (Boundary Map) for Each Districts.
6. Power Point Presentation.

PREPARED BY:	Amanda Dum, Management Analyst II
REVIEWED BY:	Nouae Vue, Public Works Director
APPROVED BY:	Bret Prebula, City Manager

ATTACHMENTS:

1. Resolution Approving Engineer's Annual Levy Report.docx
2. Resolution Ordering the Levy and Collection of Assessments within the Suisun City Maintenance Assessment Districts for FY 2025-26.
3. Summary Table of Recommended District Assessments for FY 2025-26.
4. Final Engineer's Report.
5. Diagram (Boundary Map) for Each Districts.
6. Presentation

.

RESOLUTION NO. 2025 - __

A RESOLUTION OF THE CITY COUNCIL OF THE CITY OF SUISUN CITY AMENDING AND/OR APPROVING THE FINAL ENGINEER'S ANNUAL LEVY REPORTS FOR THE MAINTENANCE ASSESSMENT DISTRICTS FOR FY 2025-26

WHEREAS, the City Council, pursuant to the provisions of the Landscape and Lighting Act of 1972, Part 2, Division 15 of the California Streets and Highways Code (commencing with Section 22500) and the Municipal Improvement Act of 1913, Division 12 of the California Streets and Highways Code (commencing with Section 10000) (hereafter referred to as the "Acts") did by previous Resolution, order NBS Government Finance Group, to prepare and file reports in accordance with Chapter 1 Article 4 of the Act, commencing with Section 22565, in connection with the proposed levy and collection of assessments for the Blossom Maintenance Assessment District, Heritage Park Maintenance Assessment District, Lawler Ranch Maintenance Assessment District, Marina Village Channel Improvement District, Montebello Vista Maintenance Assessment District, Railroad Avenue Maintenance Assessment District, Peterson Ranch Maintenance Assessment District, and the Victorian Harbor Maintenance Assessment District (hereafter referred to as the "Districts"), for the Fiscal Year commencing July 1, 2025, and ending June 30, 2026; and

WHEREAS, the Engineer has prepared and filed with the City Clerk of the City of Suisun City and the City Clerk has presented to the City Council said reports; and

WHEREAS, the City Council has carefully examined and reviewed each Report as presented, and is satisfied with each and all of the items and documents as set forth therein, and finds that the levy has been spread in accordance with the special benefits received from the improvements, operation, maintenance and services to be performed, as set forth in said Reports.

NOW, THEREFORE, BE IT RESOLVED, DETERMINED AND ORDERED BY THE CITY COUNCIL FOR THE DISTRICTS AS FOLLOWS:

Section 1 The Reports, as presented, are hereby approved, and ordered to be filed in the Office of the City Clerk as a permanent record to remain open to public inspection.

PASSED AND ADOPTED at a regular meeting of the City Council of the City of Suisun City held on Tuesday the 1st day of July 2025, by the following vote:

AYES:	Councilmembers:	_____
NOES:	Councilmembers:	_____
ABSENT:	Councilmembers:	_____
ABSTAIN:	Councilmembers:	_____

WITNESS my hand and the seal of said City this 1st day of July 2025.

_____

Anita Skinner
City Clerk

RESOLUTION NO. 2025-__

A RESOLUTION OF THE CITY COUNCIL OF THE CITY OF SUISUN CITY ORDERING THE LEVY AND COLLECTION OF ASSESSMENTS WITHIN THE SUISUN CITY MAINTENANCE ASSESSMENT DISTRICTS FOR FY 2025-2026

WHEREAS, the City Council has, by previous resolutions, declared their intention to hold a public hearing concerning the levy and collection of assessments within the **Blossom Maintenance Assessment District, Heritage Park Maintenance Assessment District, Lawler Ranch Maintenance Assessment District, Marina Village Channel Assessment District, Montebello Vista Maintenance Assessment District, Peterson Ranch Maintenance Assessment District, Railroad Avenue Maintenance Assessment District and the Victorian Harbor Maintenance Assessment District** (hereafter referred to as the "Districts"), for the fiscal year commencing July 1, 2025, and ending June 30, 2026, pursuant to the provisions of the *Landscape and Lighting Act of 1972, Part 2, Division 15 of the California Streets and Highways Code (commencing with Section 24500)* and the *Municipal Improvement Act of 1913, Division 12 of the California Streets and Highways Code (commencing with Section 10000)* (hereafter referred to as the "Acts") to pay the costs and expenses of operating, maintaining and servicing the improvements located within the Districts; and,

WHEREAS, the City of Suisun City (the "City") has retained NBS Government Finance Group, DBA NBS ("NBS") for the purpose of assisting with the annual levy of the District, and to prepare and file an Annual Engineer Report; and,

WHEREAS, the City Council desires to levy and collect assessments against parcels of land within the Districts for the fiscal year commencing July 1, 2025, and ending June 30, 2026, to pay the costs and expenses of operating, maintaining and servicing the improvements within the Districts; and,

WHEREAS, the City and its legal counsel have reviewed Proposition 238 and found that these assessments comply with applicable provisions of Section XIII D of the California State Constitution; and,

WHEREAS, the assessments are in compliance with all laws pertaining to the levy of the maintenance district assessments, and the assessments are levied without regard to property valuation.

NOW, THEREFORE, BE IT RESOLVED, DETERMINED AND ORDERED BY THE CITY COUNCIL FOR THE DISTRICT AS FOLLOWS:

Section 1 Following notice duly given, the City Council has held a full and fair Public Hearing regarding its Resolution Approving and or Amending the Final Engineer's Reports prepared in connection therewith; the levy and collection of assessments, and considered all oral and written statements, protests and communications made or filed by interested persons.

Section 2 Based upon its review (and amendments, as applicable) of the Final Engineer's Reports, a copy of which has been presented to the City Council and which has been filed with the City Clerk, the City Council hereby finds and determines that:

i) The land within the District will receive special benefit by the operation, maintenance, and servicing of landscaping, street lighting, channel maintenance, parks, median island landscaping, alleyway landscaping, hardscape, sound walls, and appurtenant facilities within the boundaries of the Districts.

ii) The District includes all of the lands receiving such special benefit.

iii) The net amount to be assessed upon the lands within the District in accordance with the costs for the fiscal year commencing July 1, 2025, and ending June 30, 2026, is apportioned by a formula and method which fairly distributes the net amount among all eligible parcels in proportion to the estimated special benefit to be received by each parcel from the improvements and services.

Section 3 The Reports and assessments as presented to the City Council and on file in the office of the City Clerk are hereby confirmed as filed.

Section 4 The City Council hereby orders the proposed improvements to be made, which improvements are fully outlined in the Annual Engineer's Reports, which provide details of all improvements. Services provided include all necessary service, operations, administration and maintenance required to keep the improvements in a healthy, vigorous and satisfactory condition.

Section 5 The maintenance, operation and servicing of the landscaping, street lighting, channels, and appurtenant facilities shall be performed pursuant to the Act and the County Auditor of the County of Solano shall enter on the County Assessment Roll opposite each parcel of land the amount of levy, and such levies shall be collected at the same time and in the same manner as the County taxes are collected. After collection by the County, the net amount of the levy shall be paid to the City Treasurer.

Section 6 The City Treasurer shall deposit all money representing assessments collected by the County of Solano for the District to the credit of a fund for each Maintenance Assessment District, and such money shall be expended only for the maintenance, operation and servicing of the landscaping, lighting and appurtenant facilities as described in Section 4.

Section 7 The adoption of this Resolution constitutes the District levy for the Fiscal Year commencing July 1, 2025, and ending June 30, 2026.

Section 8 The City Clerk is hereby authorized and directed to file the levy with the County Auditor upon adoption of this Resolution.

Section 9 A certified copy of the levy shall be filed in the office of the City Clerk and open for public inspection.

PASSED AND ADOPTED at a regular meeting of the City Council of the City of Suisun City held on Tuesday the 1st day of July 2025, by the following vote:

AYES:	Councilmembers:	_____
NOES:	Councilmembers:	_____
ABSENT:	Councilmembers:	_____
ABSTAIN:	Councilmembers:	_____

WITNESS my hand and the seal of said City on this 1st day of July 2025.

_____
Anita Skinner
City Clerk

Summary of Proposed District Assessments - Fiscal Year 2025-26

District	# of Parcels & EDU's	NEW PROPOSED LEVY – FY25-26 (Assessment Per EDU)	ENR CCI (-1.453%) Increase FY25-26	FY24-25 (Assessment Per EDU)	First Year Assessed
Blossom	113	$208.88	$0.00	$208.88	92/93
Heritage Park	759	$192.64	$0.00	$192.64	89/90
Lawler Ranch	1,304.30	$324.65	$0.00	$324.65	90/91
Marina Village - Inlet	25	$1,127.68	$0.00	$1,127.68	95/96
Marina Village - Inlet & Main	16	$1,199.92	$0.00	$1,199.92	95/96
Marina Village - Commercial	1	$4,688.27	$0.00	$4,688.27	95/96
Montebello Vista	486	$75.00	$0.00	$75.00	89/90
Peterson Ranch	605	$445.73	$0.00	$445.73	02/03
Railroad Avenue	2	$4,682.92	$0.00	$4,682.92	91/92
Victorian Harbor A - Dredging	94	$347.25	$0.00	$347.25	94/95
Victorian Harbor A - Maint.	94	$962.79	$0.00	$962.79	94/95
Victorian Harbor B - Dredging	20.95	$347.25	$0.00	$347.25	94/95
Victorian Harbor B - Maint.	20.95	$962.79	$0.00	$962.79	94/95
Victorian Harbor C-D - Dredging	119.99	$347.25	$0.00	$347.25	94/95
Victorian Harbor C-D – Maint.	119.99	$1,444.64	$0.00	$1,444.64	94/95
Victorian Harbor E - Dredging	55	$347.25	$0.00	$347.25	94/95
Victorian Harbor E - Maint.	55	$962.79	$0.00	$962.79	94/95
Victorian Harbor F - Dredging	89	$347.25	$0.00	$347.25	94/95
Victorian Harbor F - Maint.	89	$962.79	$0.00	$962.79	94/95

EDU = Equivalent Dwelling Unit

ENR CCI = Adjusted annual inflator produced by the Engineer's News Record Construction Cost Index.

CITY OF SUISUN CITY

Fiscal Year 2025/26 Engineer's Report For:

Maintenance Assessment Districts

April 2025

Prepared by:

NBS
helping communities fund tomorrow
nbsgov.com

Corporate Headquarters
32605 Temecula Parkway, Suite 100
Temecula, CA 92692
Toll free: 800.676.7516

TABLE OF CONTENTS

1. Engineer's Letter 1
2. 2025/26 Summary 2
3. Overview 4
4. Blossom MAD 6
5. Heritage Park MAD 9
6. Lawler Ranch MAD 12
7. Marina Village Channel Improvement District 15
8. Montebello Vista MAD 19
9. Peterson Ranch MAD 22
10. Railroad Avenue MAD 26
11. Victorian Harbor MAD 29

Appendix A – Assessment Diagrams ..... A

Appendix B – 2025/26 Assessment Roll ..... B

1. ENGINEER'S LETTER

WHEREAS, the City Council of the City of Suisun City (the "City") previously formed the Maintenance Assessment Districts (the "MAD"s) listed in the table below. Six of the Maintenance Assessment Districts were formed pursuant to the Landscaping and Lighting Act of 1972, (the "1972 Act"), Division 15, Part 2 of the California Streets and Highway Code, and two of the Maintenance Assessment Districts were formed under the Municipal Improvement Act of 1913 (the "1913 Act"), Division 12 of the California Streets and Highways Code (together, the "Assessment Law"); and

Maintenance Assessment Districts [1]	
Blossom Maintenance Assessment District	Montebello Vista Maintenance Assessment District
Heritage Park Maintenance Assessment District	Peterson Ranch Maintenance Assessment District
Lawler Ranch Maintenance Assessment District	Railroad Avenue Maintenance Assessment District
Marina Village Channel Improvement District [2]	Victorian Harbor Maintenance Assessment District [2]

(1) Including all subsequent zones therein.
(2) Formed pursuant to the 1913 Act.

WHEREAS, on May 20st, 2025, the City Council under the 1972 Act, adopted its Resolution Initiating Proceedings for the Annual Levy of Assessments and Ordering the Preparation of an Engineer's Report (the "Report") for the Maintenance Assessment Districts; and

WHEREAS, the Resolution of Initiation directed NBS to prepare and file a report presenting plans and specifications describing the general nature, location, and extent of the improvements to be maintained, an estimate of the costs of the maintenance, operations and servicing of the improvements for the Maintenance Assessment Districts for the referenced fiscal year, a diagram for the Maintenance Assessment Districts, showing the area and properties to be assessed, and an assessment of the estimated costs of the maintenance, operations, and servicing the improvements, assessing the net amount upon all assessable lots and/or parcels within the Maintenance Assessment Districts in proportion to the special benefit received; and

NOW THEREFORE, the assessments are proposed to be authorized in order to pay for the estimated costs of maintenance, operations, and servicing of improvements to be paid by the assessable real property within the boundaries of each of the Maintenance Assessment Districts in proportion to the special benefit received. For a summary of the proposed assessments in each of the Maintenance Assessment Districts for Fiscal Year 2025/26, please refer to the 2025/26 Summary in the following section of this Engineer's Report. For final budget numbers, please refer to the City's adopted budget.

I, the undersigned, respectfully submit the enclosed Engineer's Report and, to the best of my knowledge, information and belief, the Engineer's Report and assessments herein have been prepared and computed together, in accordance with the Assessment Law.

By: _____
City of Suisun City
Public Works Director (Engineer of Work)

2. 2025/26 SUMMARY

Blossom Maintenance Assessment District

2025/26 Estimated Levy	Current EDUs	2025/26 Actual Rate per EDU	2025/26 Maximum Rate per EDU
$23,603.44	113.00	$208.88	$208.88

Heritage Park Maintenance Assessment District

2025/26 Estimated Levy	Current EDUs	2025/26 Actual Rate per EDU	2025/26 Maximum Rate per EDU
$146,213.76	759.00	$192.64	$192.64

Lawler Ranch Maintenance Assessment District

2025/26 Estimated Levy[(1)]	Current EDUs	2025/26 Actual Rate per EDU	2025/26 Maximum Rate per EDU
$423,412.38	1,304.26	$325.65	$325.65

(1) Actual assessments may be rounded to the nearest even penny in accordance with the requirements of the County for placement on the tax rolls.

Marina Village Channel Improvement District

Description	2025/26 Estimated Levy[(1)]	Parcel Count	2025/26 Actual Rate per Parcel	2025/26 Maximum Rate per Parcel
Inlet	$28,192.00	25	$1,127.68	$1,127.68
Inlet and Main	19,198.72	16	1,199.92	1,199.92
Commercial	4,688.26	1	4,688.27	4,688.27
Total	**$52,078.98**	**42**		

(1) Actual assessments may be rounded to the nearest even penny in accordance with the requirements of the County for placement on the tax rolls.

Montebello Vista Maintenance Assessment District

2025/26 Estimated Levy	Current EDUs	2025/26 Actual Rate per EDU	2025/26 Maximum Rate per EDU
$36,450.00	486.00	$75.00	$75.00

Peterson Ranch Maintenance Assessment District

2025/26 Estimated Levy[(1)]	Current EDUs	2025/26 Actual Rate per EDU	2025/26 Maximum Rate per EDU
$269,660.60	605.00	$445.73	$445.73

(1) Actual assessments may be rounded to the nearest even penny in accordance with the requirements of the County for placement on the tax rolls.

Railroad Avenue Maintenance Assessment District

2025/26 Estimated Levy	Current EDUs	2025/26 Actual Rate per EDU	2025/26 Maximum Rate per EDU
$9,365.84	2.00	$4,682.92	$4,682.92

Victorian Harbor Maintenance Assessment District (Maintenance)

Zone	2025/26 Estimated Levy[1]	Current EDUs	2025/26 Actual Rate per EDU	2025/26 Maximum Rate per EDU
A	$90,501.32	94.00	$962.79	$962.79
B	20,170.48	20.95	962.79	962.79
C-D	173,342.16	119.99	1,444.64	1,444.64
E	52,952.90	55.00	962.79	962.79
F	85,687.42	89.00	962.79	962.79
Total	**$422,654.28**	**378.94**		

(1) Actual assessments may be rounded to the nearest even penny in accordance with the requirements of the County for placement on the tax rolls.

Victorian Harbor Maintenance Assessment District (Dredging)

Zone	2025/26 Estimated Levy[1]	Current EDUs	2025/26 Actual Rate per EDU	2025/26 Maximum Rate per EDU
A	$32,640.56	94.00	$347.25	$347.25
B	7,274.86	20.95	347.25	347.25
C-D	43,457.96	126.15	347.25	347.25
E	19,098.20	55.00	347.25	347.25
F	30,904.36	89.00	347.25	347.25
Total	**$133,375.94**	**385.10**		

(1) Actual assessments may be rounded to the nearest even penny in accordance with the requirements of the County for placement on the tax rolls.

3. OVERVIEW

3.1 Introduction

The City was established in October of 1868. The City has become a prosperous waterfront community and increasingly vibrant with one-of-a-kind shops and restaurants in historically authentic buildings. The City and property owners have formed several assessment districts within the community to provide for the continued maintenance and servicing of various improvements located within public rights-of-way and dedicated easements.

3.2 Proposition 218

Pursuant to the 1972 Act and Proposition 218, all parcels that receive a special benefit conferred upon them as a result of the maintenance and operation of improvements and services shall be identified, and the proportionate special benefit derived by each identified parcel shall be determined in relationship to the entire costs of the maintenance and operation of improvements. The 1972 Act permits the establishment of assessment districts by agencies for the purpose of providing certain public improvements which include the operation, maintenance, and servicing of landscaping improvements.

Section 22673 of the 1972 Act requires that maintenance assessments must be levied according to benefit rather than according to assessed value. This Section states:

> *"The net amount to be assessed upon lands within an assessment district may be apportioned by any formula or method which fairly distributes the net amount among all assessable lots or parcels in proportion to the estimated benefit to be received by each such lot or parcel from the improvements."*
>
> *"The determination of whether or not a lot or parcel will benefit from the improvements shall be made pursuant to the Improvement Act of 1911 (Division 7 (commencing with Section 5000))."*

Section 22674 of the 1972 Act also permits the designation of zones of benefit within any individual assessment district if "by reasons or variations in the nature, location, and extent of the improvements, the various areas will receive different degrees of benefit from the improvement."

Article XIII D, Section 4(a) of the California Constitution limits the amount of any assessment to the proportional special benefit conferred on the property. Article XIII D also provides that publicly owned properties must be assessed unless there is clear and convincing evidence that those properties receive no special benefit from the assessment. Exempted from the assessment would be the areas of public streets, public avenues, public lanes, public roads, public drives, public courts, public alleys, public easements and public rights-of-ways, public greenbelts, and public parkways.

The net amount to be assessed may be apportioned by any formula or method which fairly distributes the net amount among all assessable lots or parcels. Proposition 218, approved by the voters in November 1996, requires the District to separate general benefit from special benefit, whereas only special benefit is assessed.

3.3 Benefit Provided by Maintenance Assessment Districts

The method for apportioning the assessment is based upon the relative special benefit derived by the properties in each Maintenance District over and above the general benefit conferred on real property adjacent to each Maintenance District or to the public at large. Assessed parcels within each Maintenance District receive special benefit from the maintenance and operation of the improvements. Particular and distinct benefits provided to parcels within each Maintenance District include:

- Improving the livability, appearance, and desirability for properties within the boundaries of each Maintenance District.
- Ensuring that improvements do not reach a state of deterioration or disrepair so as to be materially detrimental to properties within each Maintenance District.
- That proper maintenance of the landscaping, ornamental structures, and appurtenant facilities reduces property related crimes (especially vandalism) against properties within each Maintenance District.
- Providing beautification, shade, and overall enhancement to properties within each Maintenance District.

The above-mentioned items contribute to a specific enhancement of the properties within each Maintenance District. Since these improvements, including parks, were installed and are maintained specifically for the properties within each Maintenance District; only properties within each Maintenance District receive a special benefit and are assessed for said maintenance.

In addition to the special benefits received by the parcels within the Maintenance Assessment Districts, there are incidental general benefits conferred by the improvements. The proper maintenance of landscaping and appurtenant facilities within the Maintenance Assessment Districts, which includes the spraying and treating of landscaping, reduces the likelihood of insect infestation and other diseases spreading to landscaping located in other areas of the City. Additionally, the proper maintenance of landscaping and other ornamental structures provides a positive visual experience to persons passing by the Maintenance Assessment Districts, whether driving or walking. Each of the aforementioned constitutes incidental general benefits conferred by the improvements.

The total benefits thus are a combination of the special benefits to the parcels within each Maintenance District and the general benefits to the public at large and to the adjacent properties. The portion of the total maintenance costs which are associated with general benefits will not be assessed to parcels within the Maintenance Assessment Districts but will be paid from other City funds.

4. BLOSSOM MAD

4.1 Plans and Specifications

The Blossom Maintenance Assessment District ("Blossom MAD") provides and ensures the continued maintenance, servicing, administration, and operation of various landscaping improvements, street lighting, and associated appurtenances located within medians, public rights-of-way and dedicated easements within the boundaries.

The territory within the Blossom MAD is located generally on the west side of Blossom Avenue within the City and includes the territory on Silk Oak Court, Jacaranda Drive, Silk Oak Drive, Willow Court, Avalon Way, Hibiscus Lane, and Bottlebrush Court.

The improvements are the construction, operation, maintenance, and servicing of landscaping improvements, street lighting, and associated appurtenances located within certain medians, the public right-of-way, and dedicated easements within the boundaries. Maintenance and servicing includes, but is not limited to: personnel, electrical energy, utilities such as water and gas, materials, contracting services, and other items necessary for the satisfactory operation of these services as described as follows. Landscape improvements provided may include, but are not limited to: ground cover, shrubs, plants and trees, irrigation and drainage systems, graffiti removal, and associated appurtenant facilities. Street lighting improvements include all facilities and components of the streetlight system. Services provided include all necessary service, operations, administration, and maintenance required to keep the above-mentioned improvements in a healthy, vigorous, working, and satisfactory condition.

The following is a brief description of the improvements to be maintained and operated:

- Street Lighting: Street lighting along the West side of Blossom Avenue fronting the Blossom MAD and all interior streets. There are 14 streetlights being maintained.
- Median Island Landscaping: There are four small median islands, which are being maintained. Two are located on Silk Oak Drive, one on Willow Court, and one on Avalon Way.
- Curbside Landscaping: The maintenance of curbside landscaping along the west side of Blossom Avenue, fronting the Blossom MAD, and the three interior landscaped waterline easements. In addition, the Blossom MAD supplies irrigation water and irrigation system maintenance to the parkway strips along Silk Oak Drive.
- There are no park facilities or riparian vegetation being maintained.

Reference is made to the plans and specifications for the improvements, which are on file with the City.

4.2 Estimate of Costs

The following page shows the estimate of costs and revenues related to the Blossom MAD. The estimates of costs and revenues are preliminary and do not reflect actual costs or revenues unless otherwise stated as "Actual."

City of Suisun City
Blossom Maintenance Assessment District
Cash Position Summaries
Fiscal Year 2025-26 Annual Budget

Budget Activity	FY 2022-23 Actual	FY 2023-24 Actual	FY 2024-25 Amended Budget	FY 2025-26 Proposed Budget
Resources				
Beginning Balance	$26,395	$29,055	$36,884	$18,577
District Assessment	$11,508	$23,334	$23,669	$23,669
Interest Earnings	121	822	300	300
Subtotal: Revenue & Transfers	**$11,629**	**$24,156**	**$23,969**	**$23,969**
Subtotal: Resources	**$38,024**	**$53,212**	**$60,853**	**$42,546**
Expenditures				
UAL-PERS	$168	$162	$259	$259
Other Professional Services	328	514	800	800
Software	0	0	0	3,732
Postage	0	108	0	0
Advertising	0	13	0	0
Property Tax Admin Fee	115	222	800	200
Other Contract Services	0	0	1,500	1,500
Field Supplies	258	48	1,300	1,300
PG&E Street Lights	600	219	700	700
Water and Sewer Charge	3,371	4,453	5,000	5,000
Public Works Crew Support	3,478	8,643	7,656	16,000
Field Equipment	0	0	4,300	4,300
Operating Contingency	0	0	18,000	17,169
Investment Loss	(416)	(479)	0	0
Subtotal: Operating	**$7,291**	**$13,903**	**$40,315**	**$50,960**
Staff Administration Costs	$1,067	$1,600	$1,600	$1,600
Solar Energy Project	0	824	361	361
Subtotal: Non-Operating	**$1,067**	**$2,424**	**$1,961**	**$1,961**
Subtotal: Expenditures	**$8,968**	**$16,328**	**$11,981**	**$52,921**
Ending Balance	$29,055	$36,884	$18,577	($10,375)

4.3 Method of Apportionment

The assessments for Fiscal Year 2025/26 apportioned to each parcel as shown on the latest equalized roll at the Solano County Assessor's office are listed in Appendix B of this Report. The description of each lot or parcel is part of the records of the Solano County Assessor and such records are, by reference, made part of this Report.

Pursuant to the 1972 Act and Article XIII D of the Constitution of the State of California, all parcels that have special benefit conferred upon them as a result of the maintenance and operation of improvements shall be identified and the proportionate special benefit derived by each identified parcel shall be determined in relationship to the entire cost of the maintenance and operation of the improvements. Only parcels that receive direct special benefit are assessed and each parcel is assessed in proportion to the estimated benefit received. The method for spreading the estimated benefit received by each parcel is based on the Equivalent Dwelling Unit ("EDU") factor. Each of the 113 parcels within the Blossom MAD will receive 1 EDU.

The costs for performing the maintenance, repair, replacement, and construction of all the improvements have been apportioned uniformly to all 113 EDUs. The assessment is spread to each of the 113 EDUs as follows:

Estimated Fiscal Year 2025/26 Levy - Blossom MAD	$23,603.44
Total Blossom MAD Assessable EDUs	113
Maximum Fiscal Year 2025/26 Assessment Per EDU	**$208.88**
Actual Fiscal Year 2025/26 Assessment Per EDU	$208.88

4.4 CCI Inflator and Historical Assessment Rates

The adopted annual rate during Fiscal Year 2001/02 was $100.00 per EDU. This rate was authorized, by property owner approval, to automatically increase each year based on the Annual Construction Cost Index for San Francisco as published in the first issue of each April of the Engineering News Record magazine ("April Construction Cost Index"). The following table shows the April Construction Cost Index history and the authorized assessment related to the increase for the ten most recent fiscal years.

Fiscal Year	Percentage Increase	Maximum Assessment	Actual Assessment
2016/17	3.55%	$155.88	$155.88
2017/18	1.19%	157.74	157.74
2018/19	2.72%	162.03	162.03
2019/20	2.56%	166.17	166.17
2020/21	4.01%	172.84	172.84
2021/22	2.66%	177.44	177.44
2022/23	14.79%	203.69	203.69
2023/24	1.43%	206.60	206.60
2024/25	1.10%	208.88	208.88
2025/26[(1)]	0.00%	208.88	208.88

(1) The 2025/26 percentage increase in the annual April Construction Cost Index was -1.453%, and as such the maximum assessment rate for 2025/26 remained the same as the prior year.

5. HERITAGE PARK MAD

5.1 Plans and Specifications

The Heritage Park Maintenance Assessment District ("Heritage MAD") provides and ensures the continued maintenance, servicing, administration, and operation of various landscaping improvements, street lighting, and associated appurtenances located within certain parks, medians, the public right-of-way and dedicated easements within the boundaries.

The territory within the Heritage MAD is located generally north of Highway 12, west of Sunset Avenue, south of Railroad Avenue, and east of Marina Boulevard. The territory within the Buena Vista/California Tapestries subdivision and the territory located east of Worley Road and north of Lois Lane are within the Heritage MAD.

The improvements are the construction, operation, maintenance, and servicing of landscaping improvements, street lighting, and associated appurtenances located within certain parks, medians, the public right-of-way and dedicated easements within the boundaries. Maintenance and servicing includes, but is not limited to: personnel, electrical energy, utilities such as water and gas, materials, contracting services, and other items necessary for the satisfactory operation of these services as described. Landscape improvements may include, but are not limited to: ground cover, shrubs, plants and trees, irrigation and drainage systems, graffiti removal, and associated appurtenant facilities. Street lighting improvements include all facilities and components of the streetlight system. Services provided include all necessary service, operations, administration, and maintenance required to keep the above-mentioned improvements in a healthy, vigorous, working, and satisfactory condition.

The following is a brief description of the improvements to be maintained and operated:

- Heritage Park.
- Street Lighting: Street lighting along the east side of Village Drive, the center median and south side of Railroad Avenue, the central median of Sunset Avenue, the central median of Merganser Drive, and on all interior streets in the Heritage MAD. There are 160 streetlights being maintained.
- Median Island Landscaping: All median islands within the Heritage MAD are being maintained.
- Curbside Landscaping: The curbside landscaping along the east side of Worley Road, the north side of Charles Way, north side of Highway 12, the east side of Village Drive, the south side of Railroad Avenue, the east side of Marina Boulevard, the north side of Buena Vista Avenue, the east side of Sunset Avenue, the north side of Merganser from Sunset to Village Drive, both sides of Merganser fronting the Heritage Park, and the three interior landscaped waterline easements.

Reference is made to the plans and specifications for the improvements, which are on file with the City.

5.2 Estimate of Costs

The following page shows the estimate of costs and revenues related to the Heritage MAD. The estimates of costs and revenues are preliminary and do not reflect actual costs or revenues unless otherwise stated as "Actual."

City of Suisun City

Heritage Park Maintenance Assessment District

Cash Position Summaries

Fiscal Year 2025-26 Annual Budget

Budget Activity	FY 2022-23 Actual	FY 2023-24 Actual	FY 2024-25 Amended Budget	FY 2025-26 Proposed Budget
Resources				
Beginning Balance	($48,360)	($62,049)	($92,042)	($123,768)
District Assessment	$73,107	$146,141	$146,214	$146,214
Interest Earnings	(632)	(2,095)	200	200
Transfer from General Fund	18,600	27,900	27,900	27,900
Transfer from CFD#2 TZ#3	13,333	20,000	20,000	21,500
Subtotal: Revenue & Transfers	**$31,933**	**$47,900**	**$194,314**	**$195,814**
Subtotal: Resources	**$56,049**	**$129,897**	**$102,272**	**$72,046**
Expenditures				
UAL-PERS	$1,133	$1,090	$1,744	$1,744
Other Professional Services	919	1,407	2,000	2,000
Postage	0	609	0	0
Printing	0	61	100	0
Advertising	0	13	0	0
Property Tax Admin Fee	731	1,389	2,200	1,700
Field Supplies	2,109	3,145	6,900	3,600
PG&E Street Lights	6,840	5,283	12,436	12,436
Water and Sewer Charge	57,653	91,933	79,000	79,000
Public Works Crew Support	40,263	100,047	88,624	88,600
Field Equipment	0	0	12,900	0
Investment Loss	(1,483)	0	0	0
Subtotal: Operating	**$108,165**	**$204,977**	**$205,904**	**$189,080**
Staff Administration Costs	$9,933	$14,900	$14,900	$14,900
Solar Energy Project		2,061	5,236	5,236
Subtotal: Non-Operating	**$9,933**	**$16,961**	**$20,136**	**$20,136**
Subtotal: Expenditures	**$118,098**	**$221,938**	**$226,040**	**$209,216**
Ending Balance	($62,049)	($92,042)	($123,768)	($137,171)

5.3 Method of Apportionment

The assessments for Fiscal Year 2025/26 apportioned to each parcel as shown on the latest equalized roll at the Solano County Assessor's office are listed in Appendix B of this Report. The description of each lot or parcel is part of the records of the Solano County Assessor and such records are, by reference, made part of this Report.

Pursuant to the 1972 Act and Article XIII D of the Constitution of the State of California, all parcels that have special benefit conferred upon them as a result of the maintenance and operation of improvements shall be identified and the proportionate special benefit derived by each identified parcel shall be determined in relationship to the entire cost of the maintenance and operation of the improvements. Only parcels that receive direct special benefit are assessed, and each parcel is assessed in proportion to the estimated benefit received.

The costs for performing the maintenance, repair, replacement, and construction of all the improvements have been apportioned uniformly to all of the 759 assessable residential properties within the Heritage MAD. This includes the 91 parcels in the Buena Vista/California Tapestries subdivision. The assessment is spread to each of the 759 assessable EDUs as follows:

Estimated Fiscal Year 2025/26 Levy - Heritage MAD	$146,213.76
Total Heritage MAD Assessable EDUs	759
Maximum Fiscal Year 2025/26 Assessment Per EDU	**$192.64**
Actual Fiscal Year 2025/26 Assessment Per EDU	$192.64

The maximum annual assessment per EDU of $192.64 listed for Fiscal Year 2025/26 remains unchanged from Fiscal Year 1998/99. There is no annual inflator for the Heritage MAD.

6. LAWLER RANCH MAD

6.1 Plans and Specifications

The Lawler Ranch Maintenance Assessment District ("Lawler MAD") provides and ensures the continued maintenance, servicing, administration, and operation of various landscaping improvements, street lighting, and associated appurtenances, including entrances, sound walls, and fencing located within certain parks, medians, and the public right-of-way and dedicated easements.

The territory within Lawler MAD is located generally on the south side of Highway 12, between Grizzly Island Road and Walters Road and the south-eastern border of the City limits.

The improvements are the construction, installation, operation, maintenance, repair, replacement, and servicing of all streetlights, the median islands, entrance monuments, sound walls, fencing, back up landscaping, and the one acre, three acre, and ten-acre parks located in the Lawler MAD. Additional improvements necessary for the maintenance of the Lawler Ranch mitigation section of the Grizzly Island Wildlife Area are also included. Maintenance and servicing includes, but is not limited to: personnel, electrical energy, utilities such as water and gas, materials, contracting services, and other items necessary for the satisfactory operation of these services as described. Landscape improvements may include, but are not limited to: ground cover, shrubs, plants and trees (including palm trees), irrigation and drainage systems, graffiti removal, and associated appurtenant facilities. Street lighting improvements include all facilities and components of the street/trail light system. Median Island improvements include landscaping, irrigation and drainage systems, and median curbs. Curbside improvements include landscaping, sidewalks, and irrigation and drainage systems. Services provided include all necessary service, operations, administration, and maintenance required to keep the above-mentioned improvements in a healthy, vigorous, working, and satisfactory condition.

The following is a brief description of the improvements to be maintained and operated:

- The one-acre park on Anderson Drive, the three-acre park on Hammond Lane and the ten-acre Park on Lawler Ranch Parkway.
- Maintenance of the Grizzly Island Wildlife Area buffer channel, and mitigation property.
- Street Lighting: All public street lighting within the boundaries of the Lawler MAD. There are currently 195 streetlights. This also includes lighting along pathways, entrances and in the parks.
- Median Island Landscaping: The median island landscaping on Lawler Ranch Parkway.
- Curbside Landscaping: The curbside landscaping along Highway 12, Lawler Ranch Parkway, Mayfield Way, Mayfield Circle, Anderson Drive, Potrero Circle, and the common areas between opposing cul-de-sacs.
- Maintenance of the Lawler MAD entrance areas and monuments.
- Fencing: All fencing with the boundaries of the Lawler MAD, including sound walls and fencing located within the parks, along Lawler Ranch Parkway, public rights-of-ways, and dedicated easements.

Reference is made to the plans and specifications for the improvements, which are on file with the City.

6.2 Estimate of Costs

The following table shows the estimate of costs and revenues related to the Lawler MAD. The estimates of costs and revenues are preliminary and do not reflect actual costs or revenues unless otherwise stated as "Actual."

City of Suisun City
Lawler Ranch Maintenance Assessment District
Cash Position Summaries
Fiscal Year 2025-26 Annual Budget

Budget Activity	FY 2022-23 Actual	FY 2023-24 Actual	FY 2024-25 Amended Budget	FY 2025-26 Proposed Budget
Resources				
Beginning Balance	$264,117	$255,364	$304,143	$96,652
District Assessment	$206,429	$418,569	$437,340	$437,340
Interest Earnings	1,075	6,931	15,700	15,700
Transfer from General Fund	1,800	2,700	2,700	2,700
Subtotal: Revenue & Transfers	**$209,304**	**$428,200**	**$455,740**	**$455,740**
Subtotal: Resources	**$473,422**	**$683,564**	**$759,883**	**$552,392**
Expenditures				
UAL-PERS	$2,946	$2,834	$4,534	$4,534
Other Professional Services	1,367	2,079	3,000	3,000
Postage	0	660	300	300
Printing	0	109	0	0
Property Tax Admin Fee	2,064	3,978	4,500	3,700
Contract Services/Ground	10,608	10,989	13,100	13,100
Other Contract Services	18,628	0	30,000	30,000
Field Supplies	3,894	8,962	20,000	20,000
PG&E Gas & Elec	13,307	25,856	20,200	20,200
PG&E Street Lights	10,544	(16,608)	14,500	14,500
Water and Sewer Charge	35,769	54,196	59,900	59,900
Public Works Crew Support	104,400	259,415	229,797	230,000
Field Equipment	0	0	38,300	38,300
Major Facilities Repairs	0	0	149,300	149,300
Operating Contingency	0	0	40,000	40,000
Investment Loss	(4,469)	(4,351)	0	0
Subtotal: Operating	**$199,058**	**$309,260**	**$627,431**	**$626,834**
Staff Administration Costs	$19,000	$28,500	$28,500	$28,500
Transfer to CIP	0	0	0	5,800
Solar Energy Project	0	2,803	7,300	7,300
Subtotal: Non-Operating	**$19,000**	**$31,303**	**$35,800**	**$41,600**
Subtotal: Expenditures	**$218,058**	**$379,422**	**$663,231**	**$668,434**
Ending Balance	$255,364	$304,143	$96,652	($116,042)

6.3 Method of Apportionment

The assessments for Fiscal Year 2025/26 apportioned to each parcel as shown on the latest equalized roll at the Solano County Assessor's office are listed in Appendix B of this Report. The description of each lot or parcel is part of the records of the Solano County Assessor and such records are, by reference, made part of this Report.

Pursuant to the 1972 Act and Article XIII D of the Constitution of the State of California, all parcels that have special benefit conferred upon them as a result of the maintenance and operation of improvements shall be identified and the proportionate special benefit derived by each identified parcel shall be determined in relationship to the entire cost of the maintenance and operation of the improvements. Only parcels that receive direct special benefit are assessed and each parcel is assessed in proportion to the estimated benefit received.

Each of the single-family residential lots is to be assigned 1 EDU. The commercial parcels of the District are to be assigned 5 EDU per acre, with a minimum of 1 EDU. The assessment is spread to each of the 1,304.26 assessable EDUs as follows:

Estimated Fiscal Year 2025/26 Levy - Lawler MAD[1]	$423,412.38
Total Lawler MAD EDUs	1,304.26
Maximum Fiscal Year 2025/26 Assessment Per EDU	**$325.65**
Actual Fiscal Year 2025/26 Assessment Per EDU	$325.65

(1) Actual assessments may be rounded to the nearest even penny in accordance with the requirements of the County for placement on the tax rolls.

6.4 CCI Inflator and Historical Assessment Rates

The adopted annual rate per parcel during Fiscal Year 2001/02 was $155.42 per EDU. This rate was authorized, by property owner approval, to automatically increase each year based on the April Construction Cost Index. The following table shows the April Construction Cost Index history and the authorized assessment related to the increase for the most recent fiscal years.

Fiscal Year	Percentage Increase	Maximum Assessment	Actual Assessment
2016/17	3.55%	$262.28	$262.28
2017/18	1.19%	265.15	265.15
2018/19	2.72%	261.83	261.83
2019/20	2.56%	268.27	268.27
2020/21	4.01%	268.63	268.63
2021/22	2.66%	275.78	275.78
2022/23	14.79%	316.57	316.57
2023/24	1.43%	321.10	321.10
2024/25	1.10%	325.65	325.65
2025/26[1]	0.00%	325.65	325.65

(1) The 2025/26 percentage increase in the annual April Construction Cost Index was -1.453%, and as such the maximum assessment rate for 2025/26 remained the same as the prior year.

7. MARINA VILLAGE CHANNEL IMPROVEMENT DISTRICT

7.1 Plans and Specifications

The Marina Village Channel Improvement District ("Marina Village") provides maintenance dredging of the Marina Subdivision Channel and future spoils removal from Pierce Island. The access channel runs North of Pierce Island from the Suisun Main Channel to the North terminus near Driftwood Drive and includes all inlets within the Marina Subdivision.

Marina Village provided initial dredging in Fiscal Year 1995/96 and apportioned capital assessments for the initial dredging to each parcel receiving benefit on a weighted per dwelling unit basis as described in the Original Engineer's Report.

Maintenance dredging is performed periodically within the access channel. The City has obtained regulatory approval to deposit dredge spoils on Pierce Island. During dredging operations silt can be deposited in the receiving basins on the island. The spoils will be dried there and stored over time until Pierce Island reaches full capacity, which is expected to take approximately 20 years. At that time, Marina Village will be required to contribute its pro rata share of the cost to remove and dispose of the spoil material. This fund will also be drawn on periodically to fund Marina Village's pro rata share of levee maintenance and repair on Pierce Island.

In 2008, the main channel was authorized to be dredged to a depth of 8 feet at mean low, low water (MLLW) and a depth of 6 feet at MLLW in the connector channel to and including the Whispering Bay Channel. Some areas needing dredging were as low as 3.0 feet in Whispering Bay and 3.4 feet in the main channel. The recommended dredging volume in the 2008 Maintenance Dredging episode was 120,600 cubic yards of siltation. Dredging operations started on November 19, 2008 and ended on December 31, 2008. The project included dredging the main channel and the slips, boat launch area, Whispering Bay Channel and slips, and connecting channel to Whispering Bay.

Reference is made to the plans and specifications for the improvements, which are on file with the City.

7.2 Estimate of Costs

The following page shows the estimate of costs and revenues related to Marina Village. The estimates of costs and revenues are preliminary and do not reflect actual costs or revenues unless otherwise stated as "Actual."

City of Suisun City
Marina Village Assessment District
Cash Position Summaries
Fiscal Year 2025-26 Annual Budget

Budget Activity	FY 2022-23 Actual	FY 2023-24 Actual	FY 2024-25 Amended Budget	FY 2025-26 Proposed Budget
Resources				
Beginning Balance	$117,659	$143,341	$198,112	$245,941
District Assessment	$26,039	$52,053	$52,079	$52,079
Interest Earnings	649	4,259	0	0
Subtotal: Revenue & Transfers	**$26,688**	**$56,312**	**$52,079**	**$52,079**
Subtotal: Resources	**$144,348**	**$199,653**	**$250,191**	**$298,020**
Expenditures				
Other Professional Services	$263	$428	$500	$500
Property Tax Admin Fee	260	495	750	600
Government Permit Tax	1,727	1,873	2,000	2,000
Investment Loss	(1,910)	(2,255)	0	0
Subtotal: Operating	**$ 340**	**$ 541**	**$3,250**	**$3,100**
Transfer Out	$667	$1,000	$1,000	$1,000
Subtotal: Non-Operating	**$ 667**	**$1,000**	**$1,000**	**$1,000**
Subtotal: Expenditures	**$1,007**	**$1,541**	**$4,250**	**$4,100**
Ending Balance	$143,341	$198,112	$245,941	$293,920

7.3 Method of Apportionment

The assessments for Fiscal Year 2025/26 apportioned to each parcel as shown on the latest equalized roll at the Solano County Assessor's office are listed in Appendix B of this Report. The description of each lot or parcel is part of the records of the Solano County Assessor and such records are, by reference, made part of this Report.

7.3.1 MAINTENANCE DREDGING DEPOSITION RATE (INITIAL ESTIMATE)

The initial rate of deposition of silt in the channel was estimated in two ways. First, James A. Causey, Civil Engineer, performed situation surveys on February 29, 1992 and again on January 28, 1995. Over this three-year period, Mr. Causey measured the siltation rate at 0.22 feet per year. It should be noted that these were drought years, and average siltation rates are expected to be somewhat higher. Also, the restricted cross section of the channel served to limit the amount of water flowing through this area and

therefore the amount of silt conveyed to this area. This too would serve to increase the average siltation rate. The adjusted siltation rate for this method will be increased by 50% to 0.33 feet per year to correct for these points.

The second method concerns the age of the channel and the amount of material removed in the 1995 dredging. At the time on the initial estimate for dredging, the channel had last been dredged approximately 26 years prior. In 1995, approximately six feet of silt was removed from this previously dredged channel area. This equates to a siltation rate of 0.29 feet per year.

Based on these two calculations, a deposition rate of 0.33 feet per year will be used.

The channel area that was dredged was approximately 526,000 square feet. Assuming a deposition rate of 0.33 feet per year, the annual accumulation is 6,500 cubic yards of silt. The cost to remove this material is estimated to be: 6,500 cubic yards @ $5.00 per cubic yard = $32,500.

The dredge spoils deposited on Pierce Island are assumed to have a 50% shrinkage factor. Therefore, 3,260 cubic yards per year is accumulating on the Island and will eventually have to be removed. The cost and disposal of this material is estimated to be $13.00 per cubic yard. The total annual cash reserve required is therefore: 3,260 cubic yards @ $13.00 per cubic yard = $42,260.

Total Annual Maintenance Reserve Requirements: $74,750

Marina Village accumulated reserves for maintenance dredging at the rate of $32,500 per year and spoil removal at the rate of $42,260 per year. Original projections called for the dredging to occur in 10 years, however during Fiscal Year 2002/03, the sixth year, the channel was again dredged, and the spoils moved to Pierce Island.

7.3.2 INITIAL DREDGING

The initial dredging was performed in Fiscal Year 1995/96. Assessments to cover the cost of the work were confirmed and assessed through the Fiscal Year 1995/96 Engineer's Report and were apportioned on a per dwelling unit basis, depending upon front footage. The majority of properties paid the initial dredging apportionment when it was incurred. The other properties elected to finance their assessments over 10 years at an annual interest rate of eight percent.

The Fiscal Year 2004/05 assessment completed the property owner obligation to the Initial Dredging assessment. This assessment is no longer collected through the property tax bills. The City reserves the right however, to pursue any delinquencies arising from unpaid Solano County Tax Bills that result in Solano County asking for repayment of monies already paid to the City.

7.3.3 MAINTENANCE DREDGING

The maintenance assessments are collected for the purposes of maintenance dredging of the Marina Subdivision Channel and future spoils removal from Pierce Island, and are apportioned as follows:

- Subdivided lots having frontage on both the main channel and the inlet channels were assigned a factor of 2.304% of the cost of all maintenance dredging and removing dredge spoils from Pierce Island.

- Subdivided lots having frontage only on the inlet channels were assigned a factor of 2.165% of the cost of all maintenance dredging and removing dredge spoils from Pierce Island.
- The average of the above two factors is 2.255%.
- The commercial parcel at the intersection of Marina Boulevard and Dolphin Court is 4.08 acres. It was assumed to be equivalent to four single family parcels and is assessed 9.0022% of the cost of all maintenance dredging and removing dredge spoils from Pierce Island.

The proposed annual cost per dwelling unit will range from $1,127.68 per parcel to $4,688.27 per parcel for Fiscal Year 2025/26 and remains unchanged from Fiscal Year 1996/97. There is no annual inflator for Marina Village.

Description	Inlet	Inlet & Main	Commercial
Estimated Fiscal Year 2025/26 Cost - Marina Village	$28,192.00	$19,198.72	$4,688.27
Total Marina Village Assessable Parcels	26	16	1
Maximum Fiscal Year 2025/26 Assessment Per Parcel	**$1,127.68**	**$1,199.92**	**$4,688.27**
Actual Fiscal Year 2025/26 Assessment Per Parcel (1)	$1,127.68	$1,199.92	$4,688.27

(1) Actual assessments may be rounded to the nearest even penny in accordance with the requirements of the County for placement on the tax rolls.

8. MONTEBELLO VISTA MAD

8.1 Plans and Specifications

Montebello Vista Maintenance Assessment District ("Montebello MAD") provides and ensures the continued maintenance, servicing, administration, and operation of various landscaping improvements, street lighting, and associated appurtenances located within certain parks, medians, the public right-of-way, and dedicated easements within the boundaries.

The territory within the Montebello MAD is located generally along Walters Road and to the east of Walters Road, and north of Petersen Road. The City participates in the cost of reimbursing the Montebello MAD for one-half of the maintenance costs for Walters Road and for 10% of the maintenance costs for all park improvements within the Montebello MAD.

The improvements are the construction, operation, maintenance, and servicing of landscaping improvements, street lighting, and associated appurtenances located within certain parks, medians, the public right-of-way and dedicated easements within the boundaries of the Montebello MAD. Maintenance and servicing includes, but is not limited to: personnel, electrical energy, utilities such as water and gas, materials, contracting services, and other items necessary for the satisfactory operation of these services as described. Landscape improvements provided may include, but are not limited to: ground cover, shrubs, plants and trees, irrigation and drainage systems, graffiti removal, and associated appurtenant facilities. Park improvements include trees, shrubs, ground cover, play structures and equipment, lighting systems, walkways, frontage improvements and other related equipment and facilities located within the park. Street lighting improvements include all facilities and components of the streetlight system. Median island improvements include landscaping, median curbs, irrigation, and drainage systems. Curbside improvements include sidewalks, landscaping, and irrigation and drainage systems. Services provided include all necessary service, operations, administration, and maintenance required to keep the above-mentioned improvements in a healthy, vigorous, working, and satisfactory condition.

The following is a brief description of the improvements to be maintained and operated:

- Montebello Park: All park facilities and appurtenances of the Montebello Park, including play structures and equipment, lighting systems, irrigation, trees, shrubs, ground cover, walkways, frontage improvements, and other related equipment and facilities located within Montebello Park.
- No riparian vegetation is maintained.
- Street Lighting: All streetlights within the Montebello MAD are to be maintained, including those on the east side of Walters Road.
- Median Island Landscaping: The median islands in Walters Road, Bella Vista Drive, and Montebello Drive are maintained.
- Curbside Landscaping: The curbside landscaping along both sides of Walters Road is to be maintained.

Reference is made to the plans and specifications for the improvements, which are on file with the City.

8.2 Estimate of Costs

The following table shows the estimate of costs and revenues related to the Montebello MAD. The estimates of costs and revenues are preliminary and do not reflect actual costs or revenues unless otherwise stated as "Actual."

City of Suisun City
Montebello Vista Maintenance Assessment District
Cash Position Summaries
Fiscal Year 2025-26 Annual Budget

Budget Activity	FY 2022-23 Actual	FY 2023-24 Actual	FY 2024-25 Amended Budget	FY 2025-26 Proposed Budget
Resources				
Beginning Balance	($80,321)	($98,448)	($121,647)	($156,806)
District Assessment	$18,225	$36,432	$36,450	$36,450
Interest Earnings	(620)	(2,761)	600	600
Other Rentals	0	0	0	0
Transfer from General Fund	3,933	5,900	5,900	5,900
Subtotal: Revenue & Transfers	**$3,933**	**$5,900**	**$42,950**	**$42,950**
Subtotal: Resources	**($58,783)**	**($58,877)**	**($78,697)**	**($113,856)**
Expenditures				
UAL-PERS	$168	$162	$259	$259
Other Professional Services	667	1,030	1,100	1,400
Postage	0	259	0	0
Printing	0	56	0	0
Property Tax Admin Fee	182	346	1,600	400
Field Supplies	195	2,393	2,300	2,300
PG&E Street Lights	8,933	7,595	11,600	11,600
Water and Sewer Charge	20,173	23,622	32,000	32,000
Public Works Crew/Support	8,432	20,952	18,560	18,600
Investment Loss	(1,620)	0	0	0
Subtotal: Operating	**$37,130**	**$56,415**	**$67,419**	**$66,559**
Staff Administration Costs	$2,533	$3,800	$3,800	$3,800
Solar Energy Project	0	2,555	6,890	6,890
Subtotal: Non-Operating	**$2,533**	**$6,355**	**$10,690**	**$10,690**
Subtotal: Expenditures	**$39,665**	**$62,770**	**$78,109**	**$77,249**
Ending Balance	($98,448)	($121,647)	($156,806)	($191,105)

8.3 Method of Apportionment

The assessments for Fiscal Year 2025/26 apportioned to each parcel as shown on the latest equalized roll at the Solano County Assessor's office are listed in Appendix B of this Report. The description of each lot or parcel is part of the records of the Solano County Assessor and such records are, by reference, made part of this Report.

Pursuant to the 1972 Act and Article XIII D of the Constitution of the State of California, all parcels that have special benefit conferred upon them as a result of the maintenance and operation of improvements shall be identified and the proportionate special benefit derived by each identified parcel shall be determined in relationship to the entire cost of the maintenance and operation of the improvements. Only parcels that receive direct special benefit are assessed and each parcel is assessed in proportion to the estimated benefit received.

The costs for performing the maintenance, repair, replacement, and construction of all the improvements within the Montebello MAD have been apportioned uniformly to all of the 486 assessable residential properties within the Montebello MAD. The cost of performing the maintenance, repair, replacement, and construction of all park improvements within the Montebello MAD were split between the City (pays 10%) and the Montebello MAD (pays 90%). The City also pays 50% of the landscape maintenance costs for Walters Road. Each parcel in the Montebello MAD is assigned 1 EDU. The assessment is spread to each of the 486 assessable EDUs within the Montebello MAD as follows:

Estimated Fiscal Year 2025/26 Levy - Montebello MAD	$36,450.00
Total Montebello MAD Assessable EDUs	486
Maximum Fiscal Year 2025/26 Assessment Per EDU	**$75.00**
Actual Fiscal Year 2025/26 Assessment Per EDU	$75.00

The maximum annual assessment per EDU of $75.00 listed for Fiscal Year 2025/26 remains unchanged from Fiscal Year 1994/95. There is no annual inflator for the Montebello MAD.

9. PETERSON RANCH MAD

9.1 Plans and Specifications

The Peterson Ranch Maintenance Assessment District ("Peterson MAD") provides for and ensures the continued maintenance and servicing of landscape and irrigation improvements and associated appurtenances located within public rights-of-way. At formation, the Peterson MAD was projected to consist of seven phases, for a total projected number of 563 single-family homes and an 8.94-acre multi-family/commercial parcel, located in the Peterson Ranch subdivision.

The boundary of the Peterson MAD is generally described as the area north of Bella Vista Drive, east of Walters Road, south of East Tabor Avenue (extended), and west of the lands of Peterson & Johnson Trust.

The improvements include parks, greenbelt, detention/mitigation area and storm sewer filtration units (storm receptors), and streetlights including lights on the east side of Walters Road between Bella Vista Drive and East Tabor Avenue. The Peterson MAD provides for and ensures the continued maintenance and servicing of landscape, irrigation, and sound wall improvements along Walters Road and Bella Vista Drive immediately adjacent to the Peterson Ranch subdivision boundary. Landscape improvements may include, but are not limited to: shrubs, trees, cobbles, landscape irrigation system, and associated appurtenant facilities. Services include personnel, materials, contracting services, electrical energy, water required for all necessary maintenance, replacement, repair, and administration required to keep the above-mentioned improvements in a healthy, vigorous, and satisfactory condition.

The following is a brief description of the improvements to be maintained and operated:

- Street landscaping of plants, trees, and shrubs along Charleston Street, McClellan Drive and Bella Vista Drive (9.3 acres total).
- Maintenance and irrigation systems.
- Maintenance of parks: 3.98, 2.63 and 4.67 acres, respectively.
- Utilities and maintenance for streetlights (approximately 195 lights).
- Maintenance of the greenbelts (approximately 4 acres total).
- Maintenance of the open space (approximately 5.52 acres total).
- East strip street landscaping and half of the median along Walters Road (approximately 1.46 acres total).
- Entry landscaping at Bella Vista Drive and Charleston Street.
- Maintenance of storm sewer filtration units (approximately 16 units).
- Detention basin maintenance (approximately 19.69 acres total).

Reference is made to the plans and specifications for the improvements, which are on file with the City.

9.2 Estimate of Costs

The following page shows the estimate of costs and revenues related to the Peterson MAD. The estimates of costs and revenues are preliminary and do not reflect actual costs or revenues unless otherwise stated as "Actual."

City of Suisun City
Peterson Ranch Maintenance Assessment District
Cash Position Summaries
Fiscal Year 2025-26 Annual Budget

Budget Activity	FY 2022-23 Actual	FY 2023-24 Actual	FY 2024-25 Amended Budget	FY 2025-26 Proposed Budget
Resources				
Beginning Balance	$90,759	$106,972	$150,734	$159,375
District Assessment	$131,479	$266,587	$278,545	$278,545
Interest Earnings	(70)	2,948	0	0
Subtotal: Revenue & Transfers	**$131,409**	**$269,535**	**$278,545**	**$278,545**
Subtotal: Resources	**$222,168**	**$376,507**	**$429,279**	**$437,920**
Expenditures				
UAL-PERS	$1,470	$1,415	$2,264	$2,264
Other Professional Services	750	1,135	1,500	1,500
Software	0	0	0	5,132
Postage	0	321	0	0
Printing	0	64	100	0
Property Tax Admin Fee	1,315	2,534	2,900	2,100
Other Contract Services	3,126	20,511	10,000	20,000
Field Supplies	14,743	26,455	25,900	26,000
Property Tax Assessment	0	0	300	300
PG&E Gas & Elec	3,651	6,077	5,700	5,700
PG&E Street Lights	7,297	32,563	45,000	45,000
Water and Sewer Charge	56,366	79,940	80,000	80,000
Public Works Crew Support	16,126	40,071	35,496	60,000
Field Equipment	0	0	44,344	44,344
Investment Loss	(582)	(1,712)	0	0
Subtotal: Operating	**$104,262**	**$209,374**	**$253,504**	**$292,340**
Staff Administration Costs	$10,933	$16,400	$16,400	$16,400
Subtotal: Non-Operating	**$10,933**	**$16,400**	**$16,400**	**$16,400**
Subtotal: Expenditures	**$115,196**	**$225,773**	**$269,904**	**$308,740**
Ending Balance	$106,972	$150,734	$159,375	$129,180

9.3 Method of Apportionment

The assessments for Fiscal Year 2025/26 apportioned to each parcel as shown on the latest equalized roll at the Solano County Assessor's office are listed in Appendix B of this Report. The description of each lot or parcel is part of the records of the Solano County Assessor and such records are, by reference, made part of this Report.

Pursuant to the 1972 Act and Article XIII D of the Constitution of the State of California, all parcels that have special benefit conferred upon them as a result of the maintenance and operation of improvements shall be identified and the proportionate special benefit derived by each identified parcel shall be determined in relationship to the entire cost of the maintenance and operation of the improvements. Only parcels that receive direct special benefit are assessed, and each parcel is assessed in proportion to the estimated benefit received.

To establish the benefit to the individual parcels within the Peterson MAD, a benefit unit system has been established. Each parcel of land is assigned EDUs in proportion to the estimated benefit the parcel receives relative to the other parcels from the improvements to be maintained. There are varying levels of benefit to property from the improvements and maintenance of the improvements based on the different types of property use. Because the benefit to property varies depending on its particular land use, a Benefit Factor is applied to the formula for each property. The Benefit Factor provides a scale of the estimated relative benefit that properties receive from the improvements and maintenance of the improvements.

9.3.1 SINGLE FAMILY RESIDENTIAL

Single-family residential properties are assigned 1 EDU, and all other land uses are compared to this land use. Each of the subdivided single family lots is deemed to receive equal special benefit from the improvements.

9.3.2 COMMERCIAL AND MULTI-FAMILY

Improved commercial and multi-family properties are assigned 5.00 EDUs per net acre or *portion thereof*.

9.3.3 TOTAL EQUIVALENT DWELLING UNITS AND ASSESSMENTS

At formation, there was expected to be 563 single-family residential assessable parcels and an 8.94-acre parcel (45 EDUs). As of the date of this report, there are 605 single-family residential parcels. The assessment is calculated by dividing the Total Maintenance Costs by the total number of EDUs to determine the assessment per EDU.

Only the benefiting parcels will be assessed. Each parcel will be assessed once the parcel map subdividing the parcel is recorded or improvements are begun, whichever is first.

The assessment is spread to each of the EDUs as follows:

Estimated Fiscal Year 2025/26 Cost - Peterson MAD	$269,660.60
Total Peterson MAD EDUs	605
Maximum Fiscal Year 2025/26 Assessment per EDU	**$445.73**
Actual Fiscal Year 2025/26 Assessment Per EDU	$445.73

(1) Actual assessments may be rounded to the nearest even penny in accordance with the requirements of the County for placement on the tax rolls.

9.4 CCI Inflator and Historical Assessment Rates

The adopted annual rate per parcel during Fiscal Year 2002/03 was $220.00 per EDU. This rate was authorized, by property owner approval, to automatically increase in each year based on the April Construction Cost Index. The table below shows the April Construction Cost Index history and the authorized assessment related to the increase for the ten most recent fiscal years.

Fiscal Year	Percentage Increase	Maximum Assessment	Actual Assessment
2016/17	3.55%	$332.64	$332.64
2017/18	1.19%	336.59	336.59
2018/19	2.72%	345.75	345.75
2019/20	2.56%	354.60	354.60
2020/21	4.01%	368.82	368.82
2021/22	2.66%	378.63	378.63
2022/34	14.97%	434.64	434.64
2023/24	1.43%	440.86	440.86
2024/25	1.10%	445.73	445.73
2025/26[(1)]	0.00%	445.73	445.73

(1) The 2025/26 percentage increase in the annual April Construction Cost Index was -1.453%, and as such the maximum assessment rate for 2025/26 remained the same as the prior year.

10. RAILROAD AVENUE MAD

10.1 Plans and Specifications

The Railroad Avenue Maintenance Assessment District ("Railroad MAD") provides and ensures the continued maintenance, servicing, administration, and operation of various curbside landscaping improvements, street lighting, and associated appurtenances located within certain public rights-of-way and dedicated easements.

The territory within the Railroad MAD is located generally on the east side of Railroad Avenue, north of Humphrey Drive, and south of East Tabor Avenue within the City.

The improvements are the construction, operation, maintenance and servicing of landscaping improvements, street lighting, and associated appurtenances located within certain public rights-of-way, and dedicated easements within the boundaries. Maintenance and servicing includes, but is not limited to: personnel, electrical energy, utilities such as water and gas, materials, contracting services, and other items necessary for the satisfactory operation of these services as described. Landscape improvements provided may include, but are not limited to: ground cover, shrubs, plants and trees, irrigation and drainage systems, graffiti removal, and associated appurtenant facilities. Street lighting improvements include all facilities and components of the streetlight system. Curbside improvements include sidewalks and landscaping. Services provided include all necessary service, operations, administration, and maintenance required to keep the above-mentioned improvements in a healthy, vigorous, working, and satisfactory condition.

The following is a brief description of the improvements to be maintained and operated:

- Street Lighting: Street lighting along the south side of Railroad Avenue fronting the Railroad MAD. There are two streetlights.
- Curbside Landscaping: The curbside landscaping along the south side of Railroad Avenue and East Tabor Avenue fronting the Railroad MAD is being maintained.
- Median Island Landscaping: There is no median landscaping maintained.
- No park facilities are located within the Railroad MAD.
- No riparian vegetation is maintained.

Reference is made to the plans and specifications for the improvements, which are on file with the City.

10.2 Estimate of Costs

The following page shows the estimate of costs and revenue related to the Railroad MAD. The estimates of costs and revenues are preliminary and do not reflect actual costs or revenues unless otherwise stated as "Actual."

City of Suisun City
Railroad Avenue Maintenance Assessment District
Cash Position Summaries
Fiscal Year 2025-26 Annual Budget

Budget Activity	FY 2022-23 Actual	FY 2023-24 Actual	FY 2024-25 Amended Budget	FY 2025-26 Proposed Budget
Resources				
Beginning Balance	$30,056	$28,389	$23,088	($3,755)
District Assessment	$4,566	$9,259	$8,699	$8,699
Interest Earnings	178	631	200	200
Subtotal: Revenue & Transfers	**$4,744**	**$9,890**	**$8,899**	**$8,899**
Subtotal: Resources	**$34,800**	**$38,280**	**$31,987**	**$5,144**
Expenditures				
Other Professional Services	$227	$360	$500	$500
Software	0	0	0	933
Property Tax Admin Fee	46	88	500	100
Other Contract Services	0	0	870	870
Field Supplies	0	0	500	500
Water and Sewer Charge	1,446	2,549	2,000	2,000
Public Works Crew Support	4,848	12,048	10,672	13,000
Major Facilities Repairs	0	0	0	0
Operating Contingency	0	0	20000	20,000
Investment Loss	(624)	(552)	0	0
Subtotal: Operating	**$5,943**	**$5,943**	**$35,042**	**$37,903**
Staff Administration Costs	$467	$700	$700	$700
Subtotal: Non-Operating	**$ 467**	**$ 700**	**$ 700**	**$ 700**
Subtotal: Expenditures	**$6,410**	**$15,192**	**$35,742**	**$38,603**
Ending Balance	$28,390	$23,088	($3,755)	($33,459)

10.3 Method of Apportionment

The assessments for Fiscal Year 2025/26 apportioned to each parcel as shown on the latest equalized roll at the Solano County Assessor's office are listed in Appendix B of this Report. The description of each lot or parcel is part of the records of the Solano County Assessor and such records are, by reference, made part of this Report.

Pursuant to the 1972 Act and Article XIII D of the Constitution of the State of California, all parcels that have special benefit conferred upon them as a result of the maintenance and operation of improvements shall be identified and the proportionate special benefit derived by each identified parcel shall be determined in relationship to the entire cost of the maintenance and operation of the improvements. Only parcels that receive direct special benefit are assessed, and each parcel is assessed in proportion to the estimated benefit received.

The costs for performing the maintenance, repair, replacement, and construction of all the improvements within the Railroad MAD have been apportioned uniformly to all assessable properties. Only developed parcels are deemed to receive special benefit from the Railroad MAD improvements, and will be assessed for the cost of maintaining the improvements. For Fiscal Year 2025/26, there are two developed assessable parcels within the Railroad MAD. The Fiscal Year 2025/26 assessment is spread to each of the two assessable parcels as follows:

Estimated Fiscal Year 2025/26 Levy - Railroad MAD	$9,365.84
Total Railroad MAD Assessable Parcels	2
Maximum Fiscal Year 2025/26 Assessment Per Parcel	**$4,682.92**
Actual Fiscal Year 2025/26 Assessment Per Parcel	$4,682.92

10.4 CCI Inflator and Historical Assessment Rates

The adopted annual rate per parcel during Fiscal Year 1999/00 was $2,051.00 per parcel. This rate was authorized, by property owner approval, to automatically increase in each year based on the April Construction Cost Index. The following table shows the April Construction Cost Index history and the authorized assessment related to the increase for the ten most recent fiscal years.

Fiscal Year	Percentage Increase	Maximum Assessment	Actual Assessment
2016/17	3.55%	$3,494.79	$3,494.79
2017/18	1.19%	3,536.30	3,536.30
2018/19	2.72%	3,632.52	3,632.52
2019/20	2.56%	3,726.50	3,726.50
2020/21	4.01%	3,874.99	3,874.99
2021/22	2.66%	3,978.00	3,978.00
2022/23	14.79%	4,566.48	4,566.48
2023/24	1.43%	4,631.80	4,631.80
2024/25	1.10%	4,682.92	4,682.92
2025/26[(1)]	0.00%	4,682.92	4,682.92

(1) The 2025/26 percentage increase in the annual April Construction Cost Index was -1.453%, and as such the maximum assessment rate for 2025/26 remained the same as the prior year.

11. VICTORIAN HARBOR MAD

11.1 Plans and Specifications

The Victorian Harbor Maintenance Assessment District ("Victorian Harbor MAD") provides maintenance of parks, street lighting, median landscaping, curbside landscaping, alleyway hardscape, sound walls, and channel dredging.

The boundaries of Victorian Harbor MAD are identified in the formation and consolidation documents of the District. Said documents are on file with the City and are hereby made a part of this Report by reference.

The Victorian Harbor MAD provides periodic maintenance dredging of the Main Suisun Channel. Also included is the maintenance of riparian vegetation (wetlands), which were or may be required as mitigation for dredging the channel. There are five zones of benefit within the Victorian Harbor MAD. The improvements include:

- Zone A includes all publicly owned landscaped areas as shown on the Assessment Diagram on file with the City. These areas include a prorated share of Mike Day Park, median island and roadside landscaping, street lighting on Civic Center Boulevard, and all publicly owned roadside and street lighting on the interior streets within the zone. Zone A is also responsible for one-half the Josiah Circle Park.
- Zone B includes all publicly owned landscaped areas as shown on the Assessment Diagram on file with the City. These areas include a prorated share of Mike Day Park, median island and roadside landscaping, street lighting on Civic Center Boulevard, and a prorated share of all publicly owned roadside and parking lot landscaping and street lighting on the interior streets, including the landscaping on Almond Avenue between Civic Center Blvd. and Whispering Bay Lane within the zone.
- Zone C-D includes all publicly owned landscaped areas as shown on the Assessment Diagram on file with the City. These areas include median island, roadside landscaping, and street lighting on Civic Center Boulevard, publicly owned roadside parking lot and plaza landscaping, and street lighting within the zone, the "Park N Ride" parking lot, and the Main Street/Highway 12 Interchange, a prorated share of the landscaping of Mike Day Park, and street lighting on interior streets and riparian vegetation (wetlands).
- Zone E includes all publicly owned landscaped areas as shown on the Assessment Diagram on file with the City including the greenbelt area formally known as Todd Park. These areas include a prorated share of Mike Day Park, median island and roadside landscaping and street lighting on Civic Center Boulevard, and a prorated share of all publicly owned roadside and parking lot landscaping and street lighting on the interior streets within the zone.
- Zone F includes all publicly owned landscaped areas as shown on the Assessment Diagram on file with the City. These areas include a prorated share of Mike Day Park, median island and roadside landscaping and street lighting on Civic Center Boulevard, and a prorated share of all publicly owned roadside and parking lot landscaping and street lighting on the interior streets, including the landscaping on the northside of Driftwood Drive between Whispering Bay and Marina, within the zone. Zone F is also responsible for one-half the Josiah Circle Park.

Reference is made to the plans and specifications for the improvements, which are on file with the City.

11.2 Estimate of Costs

The following tables show the estimates of costs and revenues related to the Victorian Harbor MAD. The estimates of costs and revenues are preliminary and do not reflect actual costs or revenues unless otherwise stated as "Actual."

City of Suisun City
Victorian Harbor Zone A Maintenance & Dredging Assessment Districts
Cash Position Summaries
Fiscal Year 2025-26 Annual Budget

Budget Activity	FY 2022-23 Actual	FY 2023-24 Actual	FY 2024-25 Amended Budget	FY 2025-26 Proposed Budget
Resources				
Beginning Balance	$185,147	$197,036	$198,970	$47,746
Maintenance Assessment	$44,125	$89,470	$93,482	$93,482
Dredging Assessment	15,914	32,269	29,371	29,371
Interest Earnings	994	4,544	700	700
Subtotal: Revenue & Transfers	**$61,033**	**$126,283**	**$123,553**	**$123,553**
Subtotal: Resources	**$246,181**	**$323,318**	**$322,523**	**$171,299**
Expenditures				
UAL-PERS	$680	$654	$1,046	$1,046
Other Professional Services	131	205	300	300
Software	0	0	0	3,732
Postage	0	65	0	0
Advertising	0	13	0	0
Property Tax Admin Fee	441	850	800	800
Other Contract Services	0	0	8,600	8,600
Field Supplies	1,247	609	6,500	6,500
PG&E Gas & Elec	0	0	100	100
PG&E Street Lights	2,025	5,997	3,700	3,700
Water and Sewer Charge	14,240	18,783	24,000	24,000
Public Works Crew Support	13,702	34,047	30,160	35,000
Field Equipment	0	0	1,800	1,800
Major Facility Repairs	0	28,340	22,400	12,300
Operating Contingency	0	0	139,900	150,000
Investment Loss	(3,301)	(3,585)	0	0
Subtotal: Operating	**$29,165**	**$85,978**	**$239,306**	**$247,878**
Staff Administration Costs	$4,067	$6,100	$6,100	$6,100
Transfer to Dredging	15,914	32,269	29,371	27,192
Subtotal: Non-Operating	**$19,981**	**$38,369**	**$35,471**	**$33,292**
Subtotal: Expenditures	**$49,146**	**$124,348**	**$274,777**	**$281,170**
Ending Balance	$197,035	$198,970	$47,746	($109,872)

City of Suisun City
Victorian Harbor Zone B Maintenance & Dredging Assessment Districts
Cash Position Summaries
Fiscal Year 2025-26 Annual Budget

Budget Activity	FY 2022-23 Actual	FY 2023-24 Actual	FY 2024-25 Amended Budget	FY 2025-26 Proposed Budget
Resources				
Beginning Balance	$33,074	$39,018	$42,904	$26,727
Maintenance Assessment	$9,834	$19,940	$20,835	$20,835
Dredging Assessment	3,547	7,192	6,790	6,790
Interest Earnings	215	1,034	200	200
Other Miscellaneous Revenues	7,500	7,500	7,500	7,500
Subtotal: Revenue & Transfers	**$21,096**	**$35,666**	**$35,325**	**$35,325**
Subtotal: Resources	**$54,170**	**$74,684**	**$78,229**	**$62,052**
Expenditures				
UAL-PERS	$340	$327	$523	$523
Other Professional Services	131	205	200	200
Software	0	0	0	3,732
Postage	0	11	0	0
Advertising	0	13	0	0
Property Tax Admin Fee	98	190	300	200
Other Contract Services	0	0	10,000	10,000
Field Supplies	258	267	3,000	3,000
PG&E Street Lights	1,826	5,538	3,850	3,000
Water and Sewer Charge	3,132	4,069	7,200	7,200
Public Works Crew Support	5,059	12,571	11,136	18,000
Major Facilities Repairs	0	0	4,100	4,100
Operating Contingency	0	0	2,500	2,500
Investment Loss	(640)	(703)	0	0
Subtotal: Operating	**$10,204**	**$22,488**	**$42,809**	**$52,455**
Staff Administration Costs	$1,400	$2,100	$2,100	$2,100
Transfer to Dredging	3,547	7,192	6,592	6,592
Subtotal: Non-Operating	**$4,947**	**$9,292**	**$8,692**	**$8,692**
Subtotal: Expenditures	**$15,152**	**$31,780**	**$51,501**	**$61,147**
Ending Balance	$39,018	$42,904	$26,727	$905

City of Suisun City
Victorian Harbor Zone C & D Maintenance & Dredging Assessment Districts
Cash Position Summaries
Fiscal Year 2025-26 Annual Budget

Budget Activity	FY 2022-23 Actual	FY 2023-24 Actual	FY 2024-25 Amended Budget	FY 2025-26 Proposed Budget
Resources				
Beginning Balance	$147,549	$137,158	$38,473	($77,049)
Maintenance Assessment	$84,516	$171,364	$179,050	$179,050
Dredging Assessment	21,193	42,962	39,147	39,147
Interest Earnings	732	2,386	0	0
From General Fund	59,733	89,600	89,600	89,600
Subtotal: Revenue & Transfers	**$166,174**	**$306,312**	**$307,797**	**$307,797**
Subtotal: Resources	**$313,723**	**$443,470**	**$346,270**	**$230,749**
Expenditures				
UAL-PERS	$1,020	$981	$1,570	$1,570
Other Professional Services	131	205	300	300
Software	0	0	0	4,665
Postage	0	32	0	0
Advertising	0	13	0	0
Property Tax Admin Fee	845	1,629	1,600	1,600
Contract Services-Ground	0	0	35,000	35,000
Other Contract Services	0	0	6,000	2,000
Field Supplies	1,173	2,066	2,500	6,500
PG&E Gas & Elec	6,320	7,226	13,300	13,300
PG&E Street Lights	7,037	31,956	33,000	33,000
Water and Sewer Charge	21,026	25,715	26,000	26,000
Public Works Crew Support	115,941	288,093	255,201	270,000
Field Equipment	0	0	2,400	2,400
Operating Contingency	0	0	0	0
Investment Loss	(2,988)	(3,181)	0	0
Subtotal: Operating	**$150,505**	**$354,735**	**$376,871**	**$396,335**
Staff Administration Costs	$4,867	$7,300	$7,300	$7,300
Transfer to Dredging	21,193	42,962	39,147	38,007
Subtotal: Non-Operating	**$26,060**	**$50,262**	**$46,447**	**$45,307**
Subtotal: Expenditures	**$176,565**	**$404,998**	**$423,318**	**$441,642**
Ending Balance	$137,159	$38,473	($77,049)	($210,893)

City of Suisun City
Victorian Harbor Zone E Maintenance & Dredging Assessment Districts
Cash Position Summaries
Fiscal Year 2025-26 Annual Budget

Budget Activity	FY 2022-23 Actual	FY 2023-24 Actual	FY 2024-25 Amended Budget	FY 2025-26 Proposed Budget
Resources				
Beginning Balance	$55,133	$58,551	$67,415	$32,027
Maintenance Assessment	$25,818	$52,349	$54,697	$54,697
Dredging Assessment	9,312	18,881	17,823	17,823
Interest Earnings	230	1,503	300	300
Subtotal: Revenue & Transfers	**$35,360**	**$72,733**	**$72,820**	**$72,820**
Subtotal: Resources	**$90,493**	**$131,283**	**$140,235**	**$104,847**
Expenditures				
UAL-PERS	$455	$438	$701	$700
Other Professional Services	131	205	200	200
Software	0	0	0	3,732
Postage	0	30	0	0
Advertising	0	25	0	0
Property Tax Admin Fee	258	498	500	500
Other Contract Services	0	4,385	6,000	6,000
Field Supplies	0	126	6,100	6,100
PG&E Street Lights	823	1,903	3,000	3,000
Water and Sewer Charge	10,037	11,704	15,000	15,000
Public Works Crew Support	9,170	22,786	20,184	35,000
Field Equipment	0	0	4,800	4,800
Operating Contingency	0	0	30,000	30,000
Investment Loss	(844)	(1,012)	0	0
Subtotal: Operating	**$20,030**	**$41,088**	**$86,485**	**$105,032**
Staff Administration Costs	$2,600	$3,900	$3,900	$3,900
Transfer to Dredging	9,312	18,881	17,823	17,304
Subtotal: Non-Operating	**$11,912**	**$22,781**	**$21,723**	**$21,204**
Subtotal: Expenditures	**$31,943**	**$63,868**	**$108,208**	**$126,236**
Ending Balance	$58,550	$67,415	$32,027	($21,389)

City of Suisun City
Victorian Harbor Zone F Maintenance & Dredging Assessment Districts
Cash Position Summaries
Fiscal Year 2025-26 Annual Budget

Budget Activity	FY 2022-23 Actual	FY 2023-24 Actual	FY 2024-25 Amended Budget	FY 2025-26 Proposed Budget
Resources				
Beginning Balance	$472,425	$501,840	$438,435	($28,506)
Maintenance Assessment	$41,778	$84,711	$88,510	$88,510
Dredging Assessment	15,068	30,553	28,750	28,750
Interest Earnings	2,896	12,938	2,300	2,300
Subtotal: Revenue & Transfers	**$59,742**	**$128,202**	**$119,560**	**$119,560**
Subtotal: Resources	**$532,167**	**$630,042**	**$557,995**	**$91,054**
Expenditures				
UAL-PERS	$455	$438	$701	$701
Other Professional Services	131	13,205	15,300	15,300
Software	0	0	0	3,732
Postage	0	61	0	0
Advertising	0	13	0	0
Property Tax Admin Fee	418	805	800	800
Other Contract Services	0	0	13,000	6,000
Field Supplies	733	23	7,000	7,000
PG&E Street Lights	852	1,969	2,800	2,800
Water and Sewer Charge	9,132	8,830	14,000	11,000
Public Works Crew Support	9,223	22,917	20,300	20,300
Field Equipment	0	0	3,700	3,700
Major Facilities Repairs	0	116,194	249,750	250,000
Operating Contingency	0	0	225,000	225,000
Investment Loss	(9,285)	(8,801)	0	0
Subtotal: Operating	**$10,655**	**$107,393**	**$536,350**	**$526,600**
Staff Administration Costs	$3,600	$5,400	$5,400	$5,400
Transfer to Dredging	15,068	30,553	28,750	27,913
Subtotal: Non-Operating	**$18,668**	**$35,953**	**$34,150**	**$33,313**
Subtotal: Expenditures	**$30,327**	**$191,607**	**$586,501**	**$579,646**
Ending Balance	$501,840	$438,435	($28,506)	($488,592)

City of Suisun City
Victorian Harbor Dredging Service Fund[(1)]
Cash Position Summaries
Fiscal Year 2025-26 Annual Budget

Budget Activity	FY 2022-23 Actual	FY 2023-24 Actual	FY 2024-25 Amended Budget	FY 2025-26 Proposed Budget
Resources				
Beginning Balance	$271,211	$338,307	$480,496	$596,277
Interest Earnings	$1,483	$10,238	$100	$100
Transfer in from V/H Zone A	15,914	32,269	29,371	28,008
Transfer in from V/H Zone B	3,547	7,192	6,790	6,790
Transfer in from V/H Zone C/D	21,193	42,962	39,147	39,147
Transfer in from V/H Zone E	9,312	18,881	17,823	17,823
Transfer in from V/H Zone F	15,068	30,553	28,750	28,750
Subtotal: Revenue & Transfers	**$66,517**	**$142,095**	**$121,981**	**$120,618**
Subtotal: Resources	**$337,727**	**$480,402**	**$602,477**	**$716,895**
Expenditures				
Other Professional Services	$131	$218	$600	$600
Property Tax Admin Fee	650	1,253	1,100	1,100
Govt Permit/Tax	1,727	1,873	2,600	2,600
Field Supplies	0	0	0	0
Prop Tx/Assess.	0	0	100	100
Investment Loss	(4,288)	(5,238)	0	-
Subtotal: Operating	**($1,780)**	**($1,894)**	**$4,400**	**$4,400**
Transfer Out	$1,200	$1,800	$1,800	$1,800
Subtotal: Non-Operating	**$1,200**	**$1,800**	**$1,800**	**$1,800**
Subtotal: Expenditures	**($579)**	**($94)**	**$6,200**	**$6,200**
Ending Balance	$338,307	$480,496	$596,277	$710,695

(1) The Victorian Harbor Dredging Service Fund is used as a holding account for the dredging assessment revenues until dredging expenditures are made.

11.3 Method of Apportionment

The assessments for Fiscal Year 2025/26 apportioned to each parcel as shown on the latest equalized roll at the Solano County Assessor's office are listed in Appendix B of this Report. The description of each lot or parcel is part of the records of the Solano County Assessor and such records are, by reference, made part of this Report.

11.3.1 DEVELOPED PROPERTIES:

- Zones A, B, E and F Maintenance. For the maintenance of alleys, public rights-of-way, and related street improvements including lighting, landscaping, and parks the assessment shall be spread equally on a per EDU basis. Each acre of multi-family developed property shall be equivalent to 5 EDUs. For Fiscal Year 2025/26 Almond Gardens is contributing an additional $7,500 towards the Victorian Harbor MAD. The amount to be assessed for the current fiscal year is increased over the prior fiscal year by the increase in the April Construction Cost Index.
- Zone A Maintenance – does not include the maintenance of the alleyways, as these are the responsibility of the property owner.
- Zone C-D Maintenance. For the maintenance of alleys, public rights-of-way and related street improvements including lighting, landscaping and parks, the assessment shall be spread equally per EDU. Each acre of developed commercial or multi-family property shall be equivalent to 5 EDUs. An acre includes parking acreage requirements in addition to the area of the assessed parcel. Parking acreage shall be calculated using the parking space requirements of the Downtown Waterfront Specific Plan multiplied by 400 square feet per space. Suisun Redevelopment Agency owned parcels that have a potential for development are being treated as developed property for the purpose of this assessment in order for the Agency to contribute towards the maintenance. Please note, as of February 1, 2012 the Suisun Redevelopment Agency was dissolved and a Successor Agency and an Oversight Board has since been appointed. The amount to be assessed for the current fiscal year is increased over the prior fiscal year by the increase in the April Construction Cost Index.
- Zones A, B, E and F Dredging. For dredging the City main channel, the maximum amount of $150 per EDU, per fiscal year, beginning in Fiscal Year 1993/94, is to be adjusted annually for each fiscal year thereafter by the April Construction Cost Index.
- Zone C-D Dredging. For dredging of the City main channel the dredging assessment for both developed and undeveloped properties shall be calculated in the same manner. Each residential property will be the equivalent of 1 EDU, each acre of commercial or multi-family residential property is equivalent to 5 EDUs. The amount to be assessed for the current fiscal year is increased over the prior fiscal year by the increase in the April Construction Cost Index.

11.3.2 UNDEVELOPED PROPERTIES:

- Prior to Fiscal Year 2005/06, maintenance assessments were not levied against undeveloped properties. The Redevelopment Agency contributed revenues to cover the undeveloped property maintenance costs of Zone C-D. Beginning in Fiscal Year 2005/06, all contributions from the Suisun Redevelopment Agency will come from assessments placed on the Suisun Redevelopment Agency

owned parcels. Please note, as of February 1, 2012 the Suisun Redevelopment Agency was dissolved and a Successor Agency and an Oversight Board has since been appointed.

- Dredging assessments for undeveloped properties shall be calculated in the same manner as for developed properties, $347.26 per EDU or $1,444.64 per commercial or multi-family acre (equal to 5 EDUs).

The annual assessments for Fiscal Year 2025/26 are proposed to be levied on all lots within each zone. The following table summarizes the EDUs, assessment per EDU for dredging and maintenance, and total assessment for each zone within the Victorian Harbor MAD.

Description	Zone A	Zone B	Zone C-D [1]	Zone E	Zone F
Dredging EDUs	94	20.95	126.15	55	89
Maintenance EDUs	94	20.95	119.99	55	89
Actual Dredging Assessment per EDU	$347.25	$347.25	$347.25	$347.25	$347.25
Actual Maintenance Assessment per EDU	962.78	962.78	1,444.64	962.78	962.78
Estimated Fiscal Year 2025/26 Levy	**$123,141.88**	**$27,445.34**	**$216,800.12**	**$72,051.10**	**$116,591.78**

(1) There are two (2) parcels that do not receive maintenance; thus, maintenance EDUs are lower than the dredging EDUs.

11.4 CCI Inflator and Historical Assessment Rates

This rate is authorized, by property owner approval, to automatically increase in each year based on the April Construction Cost Index. The following tables show the Construction Cost Index history and the authorized assessment related to the increase for the most recent 10 fiscal years.

11.4.1 ZONES A, B, C-D, E AND F DREDGING

Fiscal Year	Percentage Increase	Maximum Assessment	Actual Assessment
2016/17	3.55%	$269.14	$269.14
2017/18	1.19%	262.22	262.22
2018/19	2.72%	269.36	269.36
2019/20	2.56%	276.26	276.26
2020/21	4.01%	287.34	287.34
2021/22	2.66%	294.97	294.97
2022/23	14.79%	338.61	338.61
2023/24	1.43%	343.46	343.46
2024/25	1.10%	347.25	347.25
2025/26[1]	0.00%	347.25	347.25

(1) The 2025/26 percentage increase in the annual April Construction Cost Index was -1.453%, and as such the maximum assessment rate for 2025/26 remained the same as the prior year.

11.4.2 ZONES A, B, E AND F MAINTENANCE

Fiscal Year	Percentage Increase	Maximum Assessment	Actual Assessment
2016/17	3.55%	$718.51	$718.51
2017/18	1.19%	727.05	727.05
2018/19	2.72%	746.83	746.83
2019/20	2.56%	765.95	765.95
2020/21	4.01%	796.68	796.68
2021/22	2.66%	817.86	817.86
2022/23	14.79%	938.85	938.85
2023/24	1.43%	952.28	952.28
2024/25	1.10%	962.79	962.79
2025/26[(1)]	0.00%	962.79	962.79

(1) The 2025/26 percentage increase in the annual April Construction Cost Index was -1.453%, and as such the maximum assessment rate for 2025/26 remained the same as the prior year.

11.4.3 ZONE C-D MAINTENANCE

Fiscal Year	Percentage Increase	Maximum Assessment	Actual Assessment
2016/17	3.55%	$1,078.11	$1,078.11
2017/18	1.19%	1,090.91	1,090.91
2018/19	2.72%	1,120.60	1,120.60
2019/20	2.56%	1,149.28	1,149.28
2020/21	4.01%	1,195.39	1,195.39
2021/22	2.66%	1,227.17	1,227.17
2022/23	14.79%	1,408.71	1,408.71
2023/24	1.43%	1,428.86	1,428.86
2024/25	1.10%	1,444.64	1,444.64
2025/26[(1)]	0.00%	1,444.64	1,444.64

(1) The 2025/26 percentage increase in the annual April Construction Cost Index was -1.453%, and as such the maximum assessment rate for 2025/26 remained the same as the prior year.

Zones C and D were consolidated into Zone C-D through a Proposition 218 proceeding in July 2008. The consolidation and subsequent increase were approved through a majority protest balloting proceeding. As such, Fiscal Year 2008/09 was the first year the increased rate was effective and placed on the tax roll.

APPENDIX A – ASSESSMENT DIAGRAMS

An Assessment Diagram for each of the Maintenance Assessment Districts is on file in the office of the City Clerk in the format required under the provisions of the governing Act. The lines and dimensions shown on maps of the Solano County Assessor for the current year are incorporated by reference herein and made part of this Report.

APPENDIX B – 2025/26 ASSESSMENT ROLL

Assessor's parcel identification, for each lot or parcel within the District, shall be based on the Solano County Assessor's secured roll data for the applicable year in which this Report is prepared and is incorporated herein by reference.

A listing of assessor's parcels assessed within the District for Fiscal Year 2025/26, along with the assessment amounts, is on file in the office of the City Clerk and incorporated herein by reference. Based on Solano County Assessor's secured roll data, current assessor's parcels, including corrected and/or new assessor's parcels, will be submitted and/or resubmitted to the Solano County Auditor/Controller. The annual assessment amount to be levied and collected for the resubmitted parcel(s) shall be determined in accordance with the method of apportionment and assessment rate approved in this Report. Therefore, if a single assessor's parcel has a status change in development, other land use change, or subdivides into multiple assessor's parcels, the assessment amounts applied to each of the new assessor's parcels shall be recalculated and applied according to the approved method of apportionment and assessment rate rather than a proportionate share of the original assessment amount.

City of Suisun City
Blossom Maintenance Assessment District
Assessment Roll for Fiscal Year 2024/25

Account Number	Units	Levy	Rounding Adjustment	Grand Total
0037-311-010	1	$208.88	$0.00	$208.88
0037-311-020	1	208.88	0.00	208.88
0037-311-030	1	208.88	0.00	208.88
0037-311-040	1	208.88	0.00	208.88
0037-311-050	1	208.88	0.00	208.88
0037-311-060	1	208.88	0.00	208.88
0037-311-070	1	208.88	0.00	208.88
0037-311-080	1	208.88	0.00	208.88
0037-311-090	1	208.88	0.00	208.88
0037-311-100	1	208.88	0.00	208.88
0037-311-110	1	208.88	0.00	208.88
0037-311-120	1	208.88	0.00	208.88
0037-311-130	1	208.88	0.00	208.88
0037-311-140	1	208.88	0.00	208.88
0037-311-150	1	208.88	0.00	208.88
0037-311-160	1	208.88	0.00	208.88
0037-311-170	1	208.88	0.00	208.88
0037-311-180	1	208.88	0.00	208.88
0037-311-190	1	208.88	0.00	208.88
0037-311-200	1	208.88	0.00	208.88
0037-311-210	1	208.88	0.00	208.88
0037-311-220	1	208.88	0.00	208.88
0037-311-230	1	208.88	0.00	208.88
0037-311-240	1	208.88	0.00	208.88
0037-311-250	1	208.88	0.00	208.88
0037-311-260	1	208.88	0.00	208.88
0037-311-270	1	208.88	0.00	208.88
0037-311-280	1	208.88	0.00	208.88
0037-311-290	1	208.88	0.00	208.88
0037-311-300	1	208.88	0.00	208.88
0037-311-310	1	208.88	0.00	208.88
0037-312-010	1	208.88	0.00	208.88
0037-312-020	1	208.88	0.00	208.88
0037-312-030	1	208.88	0.00	208.88
0037-312-040	1	208.88	0.00	208.88
0037-312-050	1	208.88	0.00	208.88
0037-312-060	1	208.88	0.00	208.88
0037-312-070	1	208.88	0.00	208.88
0037-312-080	1	208.88	0.00	208.88
0037-312-090	1	208.88	0.00	208.88
0037-312-100	1	208.88	0.00	208.88
0037-312-110	1	208.88	0.00	208.88

Slight variances may occur due to rounding

Copyright © 2013 by NBS

City of Suisun City
Blossom Maintenance Assessment District
Assessment Roll for Fiscal Year 2024/25

Account Number	Units	Levy	Rounding Adjustment	Grand Total
0037-312-120	1	208.88	0.00	208.88
0037-312-130	1	208.88	0.00	208.88
0037-312-140	1	208.88	0.00	208.88
0037-312-150	1	208.88	0.00	208.88
0037-312-160	1	208.88	0.00	208.88
0037-312-170	1	208.88	0.00	208.88
0037-312-180	1	208.88	0.00	208.88
0037-312-190	1	208.88	0.00	208.88
0037-312-200	1	208.88	0.00	208.88
0037-312-210	1	208.88	0.00	208.88
0037-312-220	1	208.88	0.00	208.88
0037-312-230	1	208.88	0.00	208.88
0037-312-240	1	208.88	0.00	208.88
0037-312-250	1	208.88	0.00	208.88
0037-312-260	1	208.88	0.00	208.88
0037-312-270	1	208.88	0.00	208.88
0037-312-280	1	208.88	0.00	208.88
0037-312-290	1	208.88	0.00	208.88
0037-312-300	1	208.88	0.00	208.88
0037-312-310	1	208.88	0.00	208.88
0037-312-320	1	208.88	0.00	208.88
0037-312-330	1	208.88	0.00	208.88
0037-313-010	1	208.88	0.00	208.88
0037-313-020	1	208.88	0.00	208.88
0037-313-030	1	208.88	0.00	208.88
0037-313-040	1	208.88	0.00	208.88
0037-313-050	1	208.88	0.00	208.88
0037-313-060	1	208.88	0.00	208.88
0037-313-070	1	208.88	0.00	208.88
0037-313-080	1	208.88	0.00	208.88
0037-313-090	1	208.88	0.00	208.88
0037-313-100	1	208.88	0.00	208.88
0037-313-110	1	208.88	0.00	208.88
0037-313-120	1	208.88	0.00	208.88
0037-313-130	1	208.88	0.00	208.88
0037-313-140	1	208.88	0.00	208.88
0037-313-150	1	208.88	0.00	208.88
0037-313-160	1	208.88	0.00	208.88
0037-313-170	1	208.88	0.00	208.88
0037-321-010	1	208.88	0.00	208.88
0037-321-020	1	208.88	0.00	208.88
0037-321-030	1	208.88	0.00	208.88

Slight variances may occur due to rounding

Copyright © 2013 by NBS

City of Suisun City
Blossom Maintenance Assessment District
Assessment Roll for Fiscal Year 2024/25

Account Number	Units	Levy	Rounding Adjustment	Grand Total
0037-321-040	1	208.88	0.00	208.88
0037-321-050	1	208.88	0.00	208.88
0037-321-060	1	208.88	0.00	208.88
0037-321-070	1	208.88	0.00	208.88
0037-321-080	1	208.88	0.00	208.88
0037-321-090	1	208.88	0.00	208.88
0037-321-100	1	208.88	0.00	208.88
0037-321-110	1	208.88	0.00	208.88
0037-321-120	1	208.88	0.00	208.88
0037-321-130	1	208.88	0.00	208.88
0037-321-140	1	208.88	0.00	208.88
0037-321-150	1	208.88	0.00	208.88
0037-321-160	1	208.88	0.00	208.88
0037-321-170	1	208.88	0.00	208.88
0037-321-180	1	208.88	0.00	208.88
0037-321-190	1	208.88	0.00	208.88
0037-321-200	1	208.88	0.00	208.88
0037-322-010	1	208.88	0.00	208.88
0037-322-020	1	208.88	0.00	208.88
0037-322-030	1	208.88	0.00	208.88
0037-322-040	1	208.88	0.00	208.88
0037-322-050	1	208.88	0.00	208.88
0037-322-060	1	208.88	0.00	208.88
0037-322-070	1	208.88	0.00	208.88
0037-322-080	1	208.88	0.00	208.88
0037-322-090	1	208.88	0.00	208.88
0037-322-100	1	208.88	0.00	208.88
0037-322-110	1	208.88	0.00	208.88
0037-322-120	1	208.88	0.00	208.88
113 Accounts	**113**	**$23,603.44**	**$0.00**	**$23,603.44**

Slight variances may occur due to rounding

Copyright © 2013 by NBS

City of Suisun City
Heritage Park Maintenance Assessment District
Assessment Roll for Fiscal Year 2024/25

Account Number	Units	Levy	Rounding Adjustment	Grand Total
0032-391-240	1	$192.64	$0.00	$192.64
0032-391-250	1	192.64	0.00	192.64
0032-391-260	1	192.64	0.00	192.64
0032-391-270	1	192.64	0.00	192.64
0032-391-280	1	192.64	0.00	192.64
0032-391-290	1	192.64	0.00	192.64
0032-391-300	1	192.64	0.00	192.64
0032-391-310	1	192.64	0.00	192.64
0032-391-320	1	192.64	0.00	192.64
0032-391-330	1	192.64	0.00	192.64
0032-391-340	1	192.64	0.00	192.64
0032-391-350	1	192.64	0.00	192.64
0032-391-360	1	192.64	0.00	192.64
0032-391-370	1	192.64	0.00	192.64
0032-391-380	1	192.64	0.00	192.64
0032-391-390	1	192.64	0.00	192.64
0032-391-400	1	192.64	0.00	192.64
0032-391-410	1	192.64	0.00	192.64
0032-391-420	1	192.64	0.00	192.64
0032-391-430	1	192.64	0.00	192.64
0032-391-440	1	192.64	0.00	192.64
0032-391-450	1	192.64	0.00	192.64
0032-391-460	1	192.64	0.00	192.64
0032-391-470	1	192.64	0.00	192.64
0032-391-480	1	192.64	0.00	192.64
0032-391-490	1	192.64	0.00	192.64
0032-391-500	1	192.64	0.00	192.64
0032-391-510	1	192.64	0.00	192.64
0032-391-520	1	192.64	0.00	192.64
0032-391-530	1	192.64	0.00	192.64
0032-391-540	1	192.64	0.00	192.64
0032-431-010	1	192.64	0.00	192.64
0032-431-020	1	192.64	0.00	192.64
0032-431-030	1	192.64	0.00	192.64
0032-431-040	1	192.64	0.00	192.64
0032-431-050	1	192.64	0.00	192.64
0032-431-060	1	192.64	0.00	192.64
0032-431-070	1	192.64	0.00	192.64
0032-431-080	1	192.64	0.00	192.64
0032-431-090	1	192.64	0.00	192.64
0032-431-100	1	192.64	0.00	192.64
0032-431-110	1	192.64	0.00	192.64

Slight variances may occur due to rounding

Copyright © 2013 by NBS

City of Suisun City
Heritage Park Maintenance Assessment District
Assessment Roll for Fiscal Year 2024/25

Account Number	Units	Levy	Rounding Adjustment	Grand Total
0032-431-120	1	192.64	0.00	192.64
0032-431-130	1	192.64	0.00	192.64
0032-431-140	1	192.64	0.00	192.64
0032-431-150	1	192.64	0.00	192.64
0032-431-160	1	192.64	0.00	192.64
0032-431-170	1	192.64	0.00	192.64
0032-431-180	1	192.64	0.00	192.64
0032-431-190	1	192.64	0.00	192.64
0032-431-200	1	192.64	0.00	192.64
0032-431-210	1	192.64	0.00	192.64
0032-431-220	1	192.64	0.00	192.64
0032-431-230	1	192.64	0.00	192.64
0032-431-240	1	192.64	0.00	192.64
0032-431-250	1	192.64	0.00	192.64
0032-431-260	1	192.64	0.00	192.64
0032-432-010	1	192.64	0.00	192.64
0032-432-020	1	192.64	0.00	192.64
0032-432-030	1	192.64	0.00	192.64
0032-432-040	1	192.64	0.00	192.64
0032-432-050	1	192.64	0.00	192.64
0032-432-060	1	192.64	0.00	192.64
0032-432-070	1	192.64	0.00	192.64
0032-432-080	1	192.64	0.00	192.64
0032-432-090	1	192.64	0.00	192.64
0032-432-100	1	192.64	0.00	192.64
0032-432-110	1	192.64	0.00	192.64
0032-432-120	1	192.64	0.00	192.64
0032-432-130	1	192.64	0.00	192.64
0032-432-140	1	192.64	0.00	192.64
0032-432-150	1	192.64	0.00	192.64
0032-432-160	1	192.64	0.00	192.64
0032-432-170	1	192.64	0.00	192.64
0032-451-010	1	192.64	0.00	192.64
0032-451-020	1	192.64	0.00	192.64
0032-451-030	1	192.64	0.00	192.64
0032-451-040	1	192.64	0.00	192.64
0032-451-050	1	192.64	0.00	192.64
0032-451-060	1	192.64	0.00	192.64
0032-451-070	1	192.64	0.00	192.64
0032-451-080	1	192.64	0.00	192.64
0032-451-090	1	192.64	0.00	192.64
0032-451-100	1	192.64	0.00	192.64

Slight variances may occur due to rounding

Copyright © 2013 by NBS

City of Suisun City
Heritage Park Maintenance Assessment District
Assessment Roll for Fiscal Year 2024/25

Account Number	Units	Levy	Rounding Adjustment	Grand Total
0032-451-110	1	192.64	0.00	192.64
0032-452-010	1	192.64	0.00	192.64
0032-452-020	1	192.64	0.00	192.64
0032-452-030	1	192.64	0.00	192.64
0032-452-040	1	192.64	0.00	192.64
0032-452-050	1	192.64	0.00	192.64
0032-453-010	1	192.64	0.00	192.64
0032-453-020	1	192.64	0.00	192.64
0032-453-030	1	192.64	0.00	192.64
0032-453-040	1	192.64	0.00	192.64
0032-453-050	1	192.64	0.00	192.64
0032-453-060	1	192.64	0.00	192.64
0032-453-070	1	192.64	0.00	192.64
0032-453-080	1	192.64	0.00	192.64
0032-453-090	1	192.64	0.00	192.64
0032-453-100	1	192.64	0.00	192.64
0032-453-110	1	192.64	0.00	192.64
0032-453-120	1	192.64	0.00	192.64
0032-453-130	1	192.64	0.00	192.64
0032-453-140	1	192.64	0.00	192.64
0032-453-150	1	192.64	0.00	192.64
0032-453-160	1	192.64	0.00	192.64
0032-453-170	1	192.64	0.00	192.64
0032-453-180	1	192.64	0.00	192.64
0032-453-190	1	192.64	0.00	192.64
0032-453-200	1	192.64	0.00	192.64
0032-453-210	1	192.64	0.00	192.64
0032-453-220	1	192.64	0.00	192.64
0032-453-230	1	192.64	0.00	192.64
0032-453-240	1	192.64	0.00	192.64
0032-453-250	1	192.64	0.00	192.64
0032-453-260	1	192.64	0.00	192.64
0032-453-270	1	192.64	0.00	192.64
0032-454-010	1	192.64	0.00	192.64
0032-454-020	1	192.64	0.00	192.64
0032-454-030	1	192.64	0.00	192.64
0032-454-040	1	192.64	0.00	192.64
0032-454-050	1	192.64	0.00	192.64
0032-454-060	1	192.64	0.00	192.64
0032-461-010	1	192.64	0.00	192.64
0032-461-020	1	192.64	0.00	192.64
0032-461-030	1	192.64	0.00	192.64

Slight variances may occur due to rounding

Copyright © 2013 by NBS

City of Suisun City
Heritage Park Maintenance Assessment District
Assessment Roll for Fiscal Year 2024/25

Account Number	Units	Levy	Rounding Adjustment	Grand Total
0032-461-040	1	192.64	0.00	192.64
0032-461-050	1	192.64	0.00	192.64
0032-461-060	1	192.64	0.00	192.64
0032-461-070	1	192.64	0.00	192.64
0032-461-080	1	192.64	0.00	192.64
0032-461-090	1	192.64	0.00	192.64
0032-461-100	1	192.64	0.00	192.64
0032-461-110	1	192.64	0.00	192.64
0032-461-120	1	192.64	0.00	192.64
0032-461-130	1	192.64	0.00	192.64
0032-462-010	1	192.64	0.00	192.64
0032-462-020	1	192.64	0.00	192.64
0032-462-030	1	192.64	0.00	192.64
0032-462-040	1	192.64	0.00	192.64
0032-462-050	1	192.64	0.00	192.64
0032-462-060	1	192.64	0.00	192.64
0032-462-070	1	192.64	0.00	192.64
0032-462-080	1	192.64	0.00	192.64
0032-462-090	1	192.64	0.00	192.64
0032-462-100	1	192.64	0.00	192.64
0032-462-110	1	192.64	0.00	192.64
0032-462-120	1	192.64	0.00	192.64
0032-462-130	1	192.64	0.00	192.64
0032-462-140	1	192.64	0.00	192.64
0032-462-150	1	192.64	0.00	192.64
0032-462-160	1	192.64	0.00	192.64
0032-462-170	1	192.64	0.00	192.64
0032-463-010	1	192.64	0.00	192.64
0032-463-020	1	192.64	0.00	192.64
0032-463-030	1	192.64	0.00	192.64
0032-463-040	1	192.64	0.00	192.64
0032-463-050	1	192.64	0.00	192.64
0032-463-060	1	192.64	0.00	192.64
0032-463-070	1	192.64	0.00	192.64
0032-463-080	1	192.64	0.00	192.64
0032-463-090	1	192.64	0.00	192.64
0032-463-100	1	192.64	0.00	192.64
0032-463-110	1	192.64	0.00	192.64
0032-463-120	1	192.64	0.00	192.64
0037-331-010	1	192.64	0.00	192.64
0037-331-020	1	192.64	0.00	192.64
0037-331-030	1	192.64	0.00	192.64

Slight variances may occur due to rounding

Copyright © 2013 by NBS

City of Suisun City
Heritage Park Maintenance Assessment District
Assessment Roll for Fiscal Year 2024/25

Account Number	Units	Levy	Rounding Adjustment	Grand Total
0037-331-040	1	192.64	0.00	192.64
0037-331-050	1	192.64	0.00	192.64
0037-331-060	1	192.64	0.00	192.64
0037-331-070	1	192.64	0.00	192.64
0037-331-080	1	192.64	0.00	192.64
0037-331-090	1	192.64	0.00	192.64
0037-331-100	1	192.64	0.00	192.64
0037-331-110	1	192.64	0.00	192.64
0037-331-120	1	192.64	0.00	192.64
0037-332-010	1	192.64	0.00	192.64
0037-332-020	1	192.64	0.00	192.64
0037-332-030	1	192.64	0.00	192.64
0037-332-040	1	192.64	0.00	192.64
0037-333-010	1	192.64	0.00	192.64
0037-333-020	1	192.64	0.00	192.64
0037-333-030	1	192.64	0.00	192.64
0037-333-040	1	192.64	0.00	192.64
0037-333-050	1	192.64	0.00	192.64
0037-333-060	1	192.64	0.00	192.64
0037-333-070	1	192.64	0.00	192.64
0173-501-010	1	192.64	0.00	192.64
0173-501-020	1	192.64	0.00	192.64
0173-501-030	1	192.64	0.00	192.64
0173-501-040	1	192.64	0.00	192.64
0173-502-010	1	192.64	0.00	192.64
0173-502-020	1	192.64	0.00	192.64
0173-502-030	1	192.64	0.00	192.64
0173-502-040	1	192.64	0.00	192.64
0173-502-050	1	192.64	0.00	192.64
0173-502-060	1	192.64	0.00	192.64
0173-502-070	1	192.64	0.00	192.64
0173-502-080	1	192.64	0.00	192.64
0173-503-010	1	192.64	0.00	192.64
0173-503-020	1	192.64	0.00	192.64
0173-503-030	1	192.64	0.00	192.64
0173-503-040	1	192.64	0.00	192.64
0173-503-050	1	192.64	0.00	192.64
0173-503-060	1	192.64	0.00	192.64
0173-503-070	1	192.64	0.00	192.64
0173-503-080	1	192.64	0.00	192.64
0173-504-010	1	192.64	0.00	192.64
0173-504-020	1	192.64	0.00	192.64

Slight variances may occur due to rounding

Copyright © 2013 by NBS

City of Suisun City
Heritage Park Maintenance Assessment District
Assessment Roll for Fiscal Year 2024/25

Account Number	Units	Levy	Rounding Adjustment	Grand Total
0173-504-030	1	192.64	0.00	192.64
0173-504-040	1	192.64	0.00	192.64
0173-504-050	1	192.64	0.00	192.64
0173-504-060	1	192.64	0.00	192.64
0173-504-070	1	192.64	0.00	192.64
0173-504-080	1	192.64	0.00	192.64
0173-505-010	1	192.64	0.00	192.64
0173-505-020	1	192.64	0.00	192.64
0173-505-030	1	192.64	0.00	192.64
0173-505-040	1	192.64	0.00	192.64
0173-506-010	1	192.64	0.00	192.64
0173-506-020	1	192.64	0.00	192.64
0173-506-030	1	192.64	0.00	192.64
0173-506-040	1	192.64	0.00	192.64
0173-506-050	1	192.64	0.00	192.64
0173-506-060	1	192.64	0.00	192.64
0173-506-070	1	192.64	0.00	192.64
0173-506-080	1	192.64	0.00	192.64
0173-506-090	1	192.64	0.00	192.64
0173-511-010	1	192.64	0.00	192.64
0173-511-020	1	192.64	0.00	192.64
0173-511-030	1	192.64	0.00	192.64
0173-511-040	1	192.64	0.00	192.64
0173-511-050	1	192.64	0.00	192.64
0173-511-060	1	192.64	0.00	192.64
0173-511-070	1	192.64	0.00	192.64
0173-511-080	1	192.64	0.00	192.64
0173-512-010	1	192.64	0.00	192.64
0173-512-020	1	192.64	0.00	192.64
0173-512-030	1	192.64	0.00	192.64
0173-512-040	1	192.64	0.00	192.64
0173-512-050	1	192.64	0.00	192.64
0173-512-060	1	192.64	0.00	192.64
0173-512-070	1	192.64	0.00	192.64
0173-512-080	1	192.64	0.00	192.64
0173-512-090	1	192.64	0.00	192.64
0173-512-100	1	192.64	0.00	192.64
0173-512-110	1	192.64	0.00	192.64
0173-512-120	1	192.64	0.00	192.64
0173-512-130	1	192.64	0.00	192.64
0173-512-140	1	192.64	0.00	192.64
0173-512-150	1	192.64	0.00	192.64

Slight variances may occur due to rounding

Copyright © 2013 by NBS

City of Suisun City
Heritage Park Maintenance Assessment District
Assessment Roll for Fiscal Year 2024/25

Account Number	Units	Levy	Rounding Adjustment	Grand Total
0173-512-160	1	192.64	0.00	192.64
0173-512-170	1	192.64	0.00	192.64
0173-512-180	1	192.64	0.00	192.64
0173-512-190	1	192.64	0.00	192.64
0173-512-200	1	192.64	0.00	192.64
0173-512-210	1	192.64	0.00	192.64
0173-512-220	1	192.64	0.00	192.64
0173-512-230	1	192.64	0.00	192.64
0173-512-240	1	192.64	0.00	192.64
0173-512-250	1	192.64	0.00	192.64
0173-512-280	1	192.64	0.00	192.64
0173-512-300	1	192.64	0.00	192.64
0173-512-310	1	192.64	0.00	192.64
0173-512-330	1	192.64	0.00	192.64
0173-512-350	1	192.64	0.00	192.64
0173-512-360	1	192.64	0.00	192.64
0173-513-010	1	192.64	0.00	192.64
0173-513-020	1	192.64	0.00	192.64
0173-513-030	1	192.64	0.00	192.64
0173-513-040	1	192.64	0.00	192.64
0173-513-050	1	192.64	0.00	192.64
0173-513-060	1	192.64	0.00	192.64
0173-513-070	1	192.64	0.00	192.64
0173-513-080	1	192.64	0.00	192.64
0173-561-010	1	192.64	0.00	192.64
0173-561-020	1	192.64	0.00	192.64
0173-561-030	1	192.64	0.00	192.64
0173-561-040	1	192.64	0.00	192.64
0173-561-050	1	192.64	0.00	192.64
0173-561-060	1	192.64	0.00	192.64
0173-561-070	1	192.64	0.00	192.64
0173-561-080	1	192.64	0.00	192.64
0173-561-090	1	192.64	0.00	192.64
0173-561-100	1	192.64	0.00	192.64
0173-561-110	1	192.64	0.00	192.64
0173-561-120	1	192.64	0.00	192.64
0173-561-150	1	192.64	0.00	192.64
0173-561-160	1	192.64	0.00	192.64
0173-561-170	1	192.64	0.00	192.64
0173-561-180	1	192.64	0.00	192.64
0173-561-190	1	192.64	0.00	192.64
0173-561-200	1	192.64	0.00	192.64

Slight variances may occur due to rounding

Copyright © 2013 by NBS

City of Suisun City
Heritage Park Maintenance Assessment District
Assessment Roll for Fiscal Year 2024/25

Account Number	Units	Levy	Rounding Adjustment	Grand Total
0173-561-210	1	192.64	0.00	192.64
0173-561-220	1	192.64	0.00	192.64
0173-561-230	1	192.64	0.00	192.64
0173-561-240	1	192.64	0.00	192.64
0173-561-250	1	192.64	0.00	192.64
0173-561-260	1	192.64	0.00	192.64
0173-561-270	1	192.64	0.00	192.64
0173-561-280	1	192.64	0.00	192.64
0173-562-010	1	192.64	0.00	192.64
0173-562-020	1	192.64	0.00	192.64
0173-562-030	1	192.64	0.00	192.64
0173-562-040	1	192.64	0.00	192.64
0173-562-050	1	192.64	0.00	192.64
0173-562-060	1	192.64	0.00	192.64
0173-562-070	1	192.64	0.00	192.64
0173-562-080	1	192.64	0.00	192.64
0173-562-090	1	192.64	0.00	192.64
0173-562-100	1	192.64	0.00	192.64
0173-562-110	1	192.64	0.00	192.64
0173-562-120	1	192.64	0.00	192.64
0173-562-130	1	192.64	0.00	192.64
0173-562-140	1	192.64	0.00	192.64
0173-562-150	1	192.64	0.00	192.64
0173-562-160	1	192.64	0.00	192.64
0173-562-170	1	192.64	0.00	192.64
0173-562-180	1	192.64	0.00	192.64
0173-562-190	1	192.64	0.00	192.64
0173-562-200	1	192.64	0.00	192.64
0173-562-210	1	192.64	0.00	192.64
0173-562-220	1	192.64	0.00	192.64
0173-562-230	1	192.64	0.00	192.64
0173-562-240	1	192.64	0.00	192.64
0173-562-250	1	192.64	0.00	192.64
0173-562-260	1	192.64	0.00	192.64
0173-562-270	1	192.64	0.00	192.64
0173-562-280	1	192.64	0.00	192.64
0173-562-290	1	192.64	0.00	192.64
0173-562-300	1	192.64	0.00	192.64
0173-562-310	1	192.64	0.00	192.64
0173-562-320	1	192.64	0.00	192.64
0173-562-330	1	192.64	0.00	192.64
0173-563-010	1	192.64	0.00	192.64

Slight variances may occur due to rounding

Copyright © 2013 by NBS

City of Suisun City
Heritage Park Maintenance Assessment District
Assessment Roll for Fiscal Year 2024/25

Account Number	Units	Levy	Rounding Adjustment	Grand Total
0173-563-020	1	192.64	0.00	192.64
0173-563-030	1	192.64	0.00	192.64
0173-563-040	1	192.64	0.00	192.64
0173-631-010	1	192.64	0.00	192.64
0173-631-020	1	192.64	0.00	192.64
0173-631-030	1	192.64	0.00	192.64
0173-631-040	1	192.64	0.00	192.64
0173-631-050	1	192.64	0.00	192.64
0173-631-060	1	192.64	0.00	192.64
0173-631-070	1	192.64	0.00	192.64
0173-631-080	1	192.64	0.00	192.64
0173-631-090	1	192.64	0.00	192.64
0173-632-010	1	192.64	0.00	192.64
0173-632-020	1	192.64	0.00	192.64
0173-632-030	1	192.64	0.00	192.64
0173-632-040	1	192.64	0.00	192.64
0173-632-050	1	192.64	0.00	192.64
0173-632-060	1	192.64	0.00	192.64
0173-632-070	1	192.64	0.00	192.64
0173-632-080	1	192.64	0.00	192.64
0173-632-090	1	192.64	0.00	192.64
0173-632-100	1	192.64	0.00	192.64
0173-633-010	1	192.64	0.00	192.64
0173-633-020	1	192.64	0.00	192.64
0173-633-030	1	192.64	0.00	192.64
0173-633-040	1	192.64	0.00	192.64
0173-633-050	1	192.64	0.00	192.64
0173-633-080	1	192.64	0.00	192.64
0173-633-090	1	192.64	0.00	192.64
0173-633-100	1	192.64	0.00	192.64
0173-633-110	1	192.64	0.00	192.64
0173-633-120	1	192.64	0.00	192.64
0173-633-130	1	192.64	0.00	192.64
0173-633-140	1	192.64	0.00	192.64
0173-633-150	1	192.64	0.00	192.64
0173-633-160	1	192.64	0.00	192.64
0173-633-170	1	192.64	0.00	192.64
0173-633-180	1	192.64	0.00	192.64
0173-634-010	1	192.64	0.00	192.64
0173-634-020	1	192.64	0.00	192.64
0173-634-030	1	192.64	0.00	192.64
0173-634-040	1	192.64	0.00	192.64

Slight variances may occur due to rounding

Copyright © 2013 by NBS

City of Suisun City
Heritage Park Maintenance Assessment District
Assessment Roll for Fiscal Year 2024/25

Account Number	Units	Levy	Rounding Adjustment	Grand Total
0173-634-050	1	192.64	0.00	192.64
0173-634-060	1	192.64	0.00	192.64
0173-634-070	1	192.64	0.00	192.64
0173-634-080	1	192.64	0.00	192.64
0173-634-090	1	192.64	0.00	192.64
0173-634-100	1	192.64	0.00	192.64
0173-641-010	1	192.64	0.00	192.64
0173-641-020	1	192.64	0.00	192.64
0173-641-030	1	192.64	0.00	192.64
0173-642-010	1	192.64	0.00	192.64
0173-642-020	1	192.64	0.00	192.64
0173-642-030	1	192.64	0.00	192.64
0173-642-040	1	192.64	0.00	192.64
0173-642-050	1	192.64	0.00	192.64
0173-642-060	1	192.64	0.00	192.64
0173-643-010	1	192.64	0.00	192.64
0173-644-010	1	192.64	0.00	192.64
0173-645-010	1	192.64	0.00	192.64
0173-645-020	1	192.64	0.00	192.64
0173-645-030	1	192.64	0.00	192.64
0173-645-040	1	192.64	0.00	192.64
0173-645-050	1	192.64	0.00	192.64
0173-645-060	1	192.64	0.00	192.64
0173-645-070	1	192.64	0.00	192.64
0173-645-080	1	192.64	0.00	192.64
0173-645-090	1	192.64	0.00	192.64
0173-645-100	1	192.64	0.00	192.64
0173-645-110	1	192.64	0.00	192.64
0173-645-120	1	192.64	0.00	192.64
0173-645-130	1	192.64	0.00	192.64
0173-645-140	1	192.64	0.00	192.64
0173-645-150	1	192.64	0.00	192.64
0173-645-160	1	192.64	0.00	192.64
0173-645-170	1	192.64	0.00	192.64
0173-645-180	1	192.64	0.00	192.64
0173-645-200	1	192.64	0.00	192.64
0173-645-210	1	192.64	0.00	192.64
0173-645-220	1	192.64	0.00	192.64
0173-645-230	1	192.64	0.00	192.64
0173-645-240	1	192.64	0.00	192.64
0173-645-250	1	192.64	0.00	192.64
0173-645-260	1	192.64	0.00	192.64

Slight variances may occur due to rounding

Copyright © 2013 by NBS

City of Suisun City
Heritage Park Maintenance Assessment District
Assessment Roll for Fiscal Year 2024/25

Account Number	Units	Levy	Rounding Adjustment	Grand Total
0173-645-270	1	192.64	0.00	192.64
0173-645-280	1	192.64	0.00	192.64
0173-646-010	1	192.64	0.00	192.64
0173-646-020	1	192.64	0.00	192.64
0173-646-030	1	192.64	0.00	192.64
0173-651-010	1	192.64	0.00	192.64
0173-651-020	1	192.64	0.00	192.64
0173-651-030	1	192.64	0.00	192.64
0173-651-040	1	192.64	0.00	192.64
0173-651-050	1	192.64	0.00	192.64
0173-651-060	1	192.64	0.00	192.64
0173-651-070	1	192.64	0.00	192.64
0173-651-080	1	192.64	0.00	192.64
0173-651-090	1	192.64	0.00	192.64
0173-651-100	1	192.64	0.00	192.64
0173-651-110	1	192.64	0.00	192.64
0173-651-120	1	192.64	0.00	192.64
0173-651-130	1	192.64	0.00	192.64
0173-651-140	1	192.64	0.00	192.64
0173-651-150	1	192.64	0.00	192.64
0173-652-010	1	192.64	0.00	192.64
0173-652-020	1	192.64	0.00	192.64
0173-652-030	1	192.64	0.00	192.64
0173-652-040	1	192.64	0.00	192.64
0173-652-050	1	192.64	0.00	192.64
0173-652-060	1	192.64	0.00	192.64
0173-652-070	1	192.64	0.00	192.64
0173-652-080	1	192.64	0.00	192.64
0173-652-090	1	192.64	0.00	192.64
0173-652-100	1	192.64	0.00	192.64
0173-652-110	1	192.64	0.00	192.64
0173-652-120	1	192.64	0.00	192.64
0173-652-130	1	192.64	0.00	192.64
0173-652-140	1	192.64	0.00	192.64
0173-653-010	1	192.64	0.00	192.64
0173-653-020	1	192.64	0.00	192.64
0173-653-030	1	192.64	0.00	192.64
0173-653-040	1	192.64	0.00	192.64
0173-653-050	1	192.64	0.00	192.64
0173-653-060	1	192.64	0.00	192.64
0173-653-070	1	192.64	0.00	192.64
0173-653-080	1	192.64	0.00	192.64

Slight variances may occur due to rounding

Copyright © 2013 by NBS

City of Suisun City
Heritage Park Maintenance Assessment District
Assessment Roll for Fiscal Year 2024/25

Account Number	Units	Levy	Rounding Adjustment	Grand Total
0173-661-010	1	192.64	0.00	192.64
0173-661-020	1	192.64	0.00	192.64
0173-661-030	1	192.64	0.00	192.64
0173-661-040	1	192.64	0.00	192.64
0173-661-050	1	192.64	0.00	192.64
0173-661-060	1	192.64	0.00	192.64
0173-662-010	1	192.64	0.00	192.64
0173-662-020	1	192.64	0.00	192.64
0173-662-030	1	192.64	0.00	192.64
0173-662-040	1	192.64	0.00	192.64
0173-662-050	1	192.64	0.00	192.64
0173-662-060	1	192.64	0.00	192.64
0173-662-070	1	192.64	0.00	192.64
0173-662-080	1	192.64	0.00	192.64
0173-662-090	1	192.64	0.00	192.64
0173-662-100	1	192.64	0.00	192.64
0173-663-010	1	192.64	0.00	192.64
0173-663-020	1	192.64	0.00	192.64
0173-663-030	1	192.64	0.00	192.64
0173-663-040	1	192.64	0.00	192.64
0173-663-050	1	192.64	0.00	192.64
0173-663-060	1	192.64	0.00	192.64
0173-663-070	1	192.64	0.00	192.64
0173-663-080	1	192.64	0.00	192.64
0173-663-090	1	192.64	0.00	192.64
0173-664-010	1	192.64	0.00	192.64
0173-664-020	1	192.64	0.00	192.64
0173-664-030	1	192.64	0.00	192.64
0173-664-040	1	192.64	0.00	192.64
0173-664-050	1	192.64	0.00	192.64
0173-664-060	1	192.64	0.00	192.64
0173-664-070	1	192.64	0.00	192.64
0173-664-080	1	192.64	0.00	192.64
0173-664-090	1	192.64	0.00	192.64
0173-664-100	1	192.64	0.00	192.64
0173-664-110	1	192.64	0.00	192.64
0173-664-120	1	192.64	0.00	192.64
0173-731-010	1	192.64	0.00	192.64
0173-731-020	1	192.64	0.00	192.64
0173-731-030	1	192.64	0.00	192.64
0173-731-040	1	192.64	0.00	192.64
0173-731-050	1	192.64	0.00	192.64

Slight variances may occur due to rounding

Copyright © 2013 by NBS

City of Suisun City
Heritage Park Maintenance Assessment District
Assessment Roll for Fiscal Year 2024/25

Account Number	Units	Levy	Rounding Adjustment	Grand Total
0173-731-060	1	192.64	0.00	192.64
0173-731-070	1	192.64	0.00	192.64
0173-731-080	1	192.64	0.00	192.64
0173-731-090	1	192.64	0.00	192.64
0173-731-100	1	192.64	0.00	192.64
0173-732-010	1	192.64	0.00	192.64
0173-732-020	1	192.64	0.00	192.64
0173-732-030	1	192.64	0.00	192.64
0173-732-040	1	192.64	0.00	192.64
0173-732-050	1	192.64	0.00	192.64
0173-732-060	1	192.64	0.00	192.64
0173-732-070	1	192.64	0.00	192.64
0173-732-090	1	192.64	0.00	192.64
0173-732-100	1	192.64	0.00	192.64
0173-732-110	1	192.64	0.00	192.64
0173-732-120	1	192.64	0.00	192.64
0173-732-130	1	192.64	0.00	192.64
0173-732-140	1	192.64	0.00	192.64
0173-732-150	1	192.64	0.00	192.64
0173-732-160	1	192.64	0.00	192.64
0173-733-010	1	192.64	0.00	192.64
0173-733-020	1	192.64	0.00	192.64
0173-733-030	1	192.64	0.00	192.64
0173-733-040	1	192.64	0.00	192.64
0173-733-050	1	192.64	0.00	192.64
0173-733-060	1	192.64	0.00	192.64
0173-733-070	1	192.64	0.00	192.64
0173-733-080	1	192.64	0.00	192.64
0173-733-090	1	192.64	0.00	192.64
0173-733-100	1	192.64	0.00	192.64
0173-733-110	1	192.64	0.00	192.64
0173-733-120	1	192.64	0.00	192.64
0173-733-130	1	192.64	0.00	192.64
0173-733-140	1	192.64	0.00	192.64
0173-733-150	1	192.64	0.00	192.64
0173-733-160	1	192.64	0.00	192.64
0173-733-170	1	192.64	0.00	192.64
0173-733-180	1	192.64	0.00	192.64
0173-734-010	1	192.64	0.00	192.64
0173-734-020	1	192.64	0.00	192.64
0173-734-030	1	192.64	0.00	192.64
0173-734-040	1	192.64	0.00	192.64

Slight variances may occur due to rounding

Copyright © 2013 by NBS

City of Suisun City
Heritage Park Maintenance Assessment District
Assessment Roll for Fiscal Year 2024/25

Account Number	Units	Levy	Rounding Adjustment	Grand Total
0173-734-050	1	192.64	0.00	192.64
0173-734-060	1	192.64	0.00	192.64
0173-734-070	1	192.64	0.00	192.64
0173-734-080	1	192.64	0.00	192.64
0173-741-010	1	192.64	0.00	192.64
0173-741-020	1	192.64	0.00	192.64
0173-741-030	1	192.64	0.00	192.64
0173-741-040	1	192.64	0.00	192.64
0173-741-050	1	192.64	0.00	192.64
0173-741-060	1	192.64	0.00	192.64
0173-741-070	1	192.64	0.00	192.64
0173-741-080	1	192.64	0.00	192.64
0173-741-090	1	192.64	0.00	192.64
0173-741-100	1	192.64	0.00	192.64
0173-741-110	1	192.64	0.00	192.64
0173-741-120	1	192.64	0.00	192.64
0173-742-010	1	192.64	0.00	192.64
0173-742-020	1	192.64	0.00	192.64
0173-742-030	1	192.64	0.00	192.64
0173-742-040	1	192.64	0.00	192.64
0173-742-050	1	192.64	0.00	192.64
0173-742-060	1	192.64	0.00	192.64
0173-742-070	1	192.64	0.00	192.64
0173-742-080	1	192.64	0.00	192.64
0173-742-090	1	192.64	0.00	192.64
0173-742-100	1	192.64	0.00	192.64
0173-742-110	1	192.64	0.00	192.64
0173-742-120	1	192.64	0.00	192.64
0173-742-130	1	192.64	0.00	192.64
0173-742-140	1	192.64	0.00	192.64
0173-742-150	1	192.64	0.00	192.64
0173-742-160	1	192.64	0.00	192.64
0173-742-170	1	192.64	0.00	192.64
0173-742-180	1	192.64	0.00	192.64
0173-742-190	1	192.64	0.00	192.64
0173-742-200	1	192.64	0.00	192.64
0173-742-210	1	192.64	0.00	192.64
0173-742-220	1	192.64	0.00	192.64
0173-743-010	1	192.64	0.00	192.64
0173-743-020	1	192.64	0.00	192.64
0173-743-030	1	192.64	0.00	192.64
0173-743-040	1	192.64	0.00	192.64

Slight variances may occur due to rounding

Copyright © 2013 by NBS

City of Suisun City
Heritage Park Maintenance Assessment District
Assessment Roll for Fiscal Year 2024/25

Account Number	Units	Levy	Rounding Adjustment	Grand Total
0173-743-050	1	192.64	0.00	192.64
0173-743-060	1	192.64	0.00	192.64
0173-743-070	1	192.64	0.00	192.64
0173-743-080	1	192.64	0.00	192.64
0173-743-090	1	192.64	0.00	192.64
0173-743-100	1	192.64	0.00	192.64
0173-743-110	1	192.64	0.00	192.64
0173-743-120	1	192.64	0.00	192.64
0173-743-130	1	192.64	0.00	192.64
0173-743-140	1	192.64	0.00	192.64
0173-743-150	1	192.64	0.00	192.64
0173-743-160	1	192.64	0.00	192.64
0173-743-170	1	192.64	0.00	192.64
0173-743-180	1	192.64	0.00	192.64
0173-743-190	1	192.64	0.00	192.64
0173-743-200	1	192.64	0.00	192.64
0173-751-020	1	192.64	0.00	192.64
0173-751-030	1	192.64	0.00	192.64
0173-751-040	1	192.64	0.00	192.64
0173-751-050	1	192.64	0.00	192.64
0173-751-060	1	192.64	0.00	192.64
0173-751-070	1	192.64	0.00	192.64
0173-751-080	1	192.64	0.00	192.64
0173-751-090	1	192.64	0.00	192.64
0173-751-100	1	192.64	0.00	192.64
0173-751-110	1	192.64	0.00	192.64
0173-751-130	1	192.64	0.00	192.64
0173-751-140	1	192.64	0.00	192.64
0173-751-150	1	192.64	0.00	192.64
0173-751-160	1	192.64	0.00	192.64
0173-751-170	1	192.64	0.00	192.64
0173-751-180	1	192.64	0.00	192.64
0173-751-190	1	192.64	0.00	192.64
0173-751-200	1	192.64	0.00	192.64
0173-751-210	1	192.64	0.00	192.64
0173-751-220	1	192.64	0.00	192.64
0173-751-230	1	192.64	0.00	192.64
0173-751-240	1	192.64	0.00	192.64
0173-751-250	1	192.64	0.00	192.64
0173-751-260	1	192.64	0.00	192.64
0173-751-270	1	192.64	0.00	192.64
0173-751-280	1	192.64	0.00	192.64

Slight variances may occur due to rounding

Copyright © 2013 by NBS

City of Suisun City
Heritage Park Maintenance Assessment District
Assessment Roll for Fiscal Year 2024/25

Account Number	Units	Levy	Rounding Adjustment	Grand Total
0173-751-290	1	192.64	0.00	192.64
0173-751-300	1	192.64	0.00	192.64
0173-751-310	1	192.64	0.00	192.64
0173-751-320	1	192.64	0.00	192.64
0173-751-330	1	192.64	0.00	192.64
0173-751-340	1	192.64	0.00	192.64
0173-751-350	1	192.64	0.00	192.64
0173-751-360	1	192.64	0.00	192.64
0173-751-370	1	192.64	0.00	192.64
0173-751-380	1	192.64	0.00	192.64
0173-751-390	1	192.64	0.00	192.64
0173-751-400	1	192.64	0.00	192.64
0173-751-410	1	192.64	0.00	192.64
0173-751-420	1	192.64	0.00	192.64
0173-751-430	1	192.64	0.00	192.64
0173-751-440	1	192.64	0.00	192.64
0173-751-450	1	192.64	0.00	192.64
0173-751-460	1	192.64	0.00	192.64
0173-752-010	1	192.64	0.00	192.64
0173-752-020	1	192.64	0.00	192.64
0173-752-030	1	192.64	0.00	192.64
0173-752-040	1	192.64	0.00	192.64
0173-752-050	1	192.64	0.00	192.64
0173-752-060	1	192.64	0.00	192.64
0173-752-070	1	192.64	0.00	192.64
0173-752-080	1	192.64	0.00	192.64
0173-753-010	1	192.64	0.00	192.64
0173-753-020	1	192.64	0.00	192.64
0173-753-030	1	192.64	0.00	192.64
0173-753-040	1	192.64	0.00	192.64
0173-753-050	1	192.64	0.00	192.64
0173-753-060	1	192.64	0.00	192.64
0173-753-070	1	192.64	0.00	192.64
0173-753-080	1	192.64	0.00	192.64
0173-753-090	1	192.64	0.00	192.64
0173-753-100	1	192.64	0.00	192.64
0173-753-110	1	192.64	0.00	192.64
0173-753-120	1	192.64	0.00	192.64
0173-753-130	1	192.64	0.00	192.64
0173-753-140	1	192.64	0.00	192.64
0173-753-150	1	192.64	0.00	192.64
0173-753-160	1	192.64	0.00	192.64

Slight variances may occur due to rounding

Copyright © 2013 by NBS

City of Suisun City
Heritage Park Maintenance Assessment District
Assessment Roll for Fiscal Year 2024/25

Account Number	Units	Levy	Rounding Adjustment	Grand Total
0173-761-010	1	192.64	0.00	192.64
0173-761-020	1	192.64	0.00	192.64
0173-761-030	1	192.64	0.00	192.64
0173-761-040	1	192.64	0.00	192.64
0173-761-050	1	192.64	0.00	192.64
0173-761-060	1	192.64	0.00	192.64
0173-761-070	1	192.64	0.00	192.64
0173-761-080	1	192.64	0.00	192.64
0173-761-090	1	192.64	0.00	192.64
0173-761-100	1	192.64	0.00	192.64
0173-761-110	1	192.64	0.00	192.64
0173-761-120	1	192.64	0.00	192.64
0173-762-010	1	192.64	0.00	192.64
0173-762-020	1	192.64	0.00	192.64
0173-762-030	1	192.64	0.00	192.64
0173-762-040	1	192.64	0.00	192.64
0173-762-050	1	192.64	0.00	192.64
0173-762-060	1	192.64	0.00	192.64
0173-762-070	1	192.64	0.00	192.64
0173-762-080	1	192.64	0.00	192.64
0173-762-090	1	192.64	0.00	192.64
0173-762-100	1	192.64	0.00	192.64
0173-762-110	1	192.64	0.00	192.64
0173-762-120	1	192.64	0.00	192.64
0173-762-130	1	192.64	0.00	192.64
0173-762-140	1	192.64	0.00	192.64
0173-762-150	1	192.64	0.00	192.64
0173-762-160	1	192.64	0.00	192.64
0173-762-170	1	192.64	0.00	192.64
0173-762-180	1	192.64	0.00	192.64
0173-762-190	1	192.64	0.00	192.64
0173-762-200	1	192.64	0.00	192.64
0173-763-010	1	192.64	0.00	192.64
0173-763-020	1	192.64	0.00	192.64
0173-763-030	1	192.64	0.00	192.64
0173-763-040	1	192.64	0.00	192.64
0173-763-050	1	192.64	0.00	192.64
0173-763-060	1	192.64	0.00	192.64
0173-763-070	1	192.64	0.00	192.64
0173-763-080	1	192.64	0.00	192.64
0173-763-090	1	192.64	0.00	192.64
0173-763-100	1	192.64	0.00	192.64

Slight variances may occur due to rounding

Copyright © 2013 by NBS

City of Suisun City
Heritage Park Maintenance Assessment District
Assessment Roll for Fiscal Year 2024/25

Account Number	Units	Levy	Rounding Adjustment	Grand Total
0173-763-110	1	192.64	0.00	192.64
0173-771-010	1	192.64	0.00	192.64
0173-771-020	1	192.64	0.00	192.64
0173-771-030	1	192.64	0.00	192.64
0173-771-040	1	192.64	0.00	192.64
0173-771-050	1	192.64	0.00	192.64
0173-771-060	1	192.64	0.00	192.64
0173-771-070	1	192.64	0.00	192.64
0173-771-080	1	192.64	0.00	192.64
0173-771-090	1	192.64	0.00	192.64
0173-771-100	1	192.64	0.00	192.64
0173-771-110	1	192.64	0.00	192.64
0173-771-120	1	192.64	0.00	192.64
0173-771-130	1	192.64	0.00	192.64
0173-771-140	1	192.64	0.00	192.64
0173-771-150	1	192.64	0.00	192.64
0173-771-160	1	192.64	0.00	192.64
0173-771-170	1	192.64	0.00	192.64
0173-771-180	1	192.64	0.00	192.64
0173-771-190	1	192.64	0.00	192.64
0173-771-200	1	192.64	0.00	192.64
0173-772-010	1	192.64	0.00	192.64
0173-772-020	1	192.64	0.00	192.64
0173-772-030	1	192.64	0.00	192.64
0173-772-040	1	192.64	0.00	192.64
0173-772-050	1	192.64	0.00	192.64
0173-772-060	1	192.64	0.00	192.64
0173-772-070	1	192.64	0.00	192.64
0173-772-080	1	192.64	0.00	192.64
0173-772-090	1	192.64	0.00	192.64
0173-772-100	1	192.64	0.00	192.64
0173-772-110	1	192.64	0.00	192.64
0173-772-120	1	192.64	0.00	192.64
0173-772-130	1	192.64	0.00	192.64
0173-772-140	1	192.64	0.00	192.64
0173-772-150	1	192.64	0.00	192.64
0173-772-160	1	192.64	0.00	192.64
0173-772-170	1	192.64	0.00	192.64
0173-772-180	1	192.64	0.00	192.64
0173-772-190	1	192.64	0.00	192.64
0173-772-200	1	192.64	0.00	192.64
0173-772-210	1	192.64	0.00	192.64

Slight variances may occur due to rounding

Copyright © 2013 by NBS

City of Suisun City
Heritage Park Maintenance Assessment District
Assessment Roll for Fiscal Year 2024/25

Account Number	Units	Levy	Rounding Adjustment	Grand Total
0173-772-220	1	192.64	0.00	192.64
0173-772-230	1	192.64	0.00	192.64
0173-772-240	1	192.64	0.00	192.64
759 Accounts	**759**	**$146,213.76**	**$0.00**	**$146,213.76**

Slight variances may occur due to rounding

Copyright © 2013 by NBS

City of Suisun City
Lawler Ranch Maintenance Assessment District
Assessment Roll for Fiscal Year 2024/25

Account Number	EDU	Levy	Rounding Adjustment	Grand Total
0173-461-010	1.00	$324.65	($0.01)	$324.64
0173-461-020	1.00	324.65	(0.01)	324.64
0173-461-030	1.00	324.65	(0.01)	324.64
0173-461-040	1.00	324.65	(0.01)	324.64
0173-461-050	1.00	324.65	(0.01)	324.64
0173-461-060	1.00	324.65	(0.01)	324.64
0173-461-070	1.00	324.65	(0.01)	324.64
0173-461-080	1.00	324.65	(0.01)	324.64
0173-461-090	1.00	324.65	(0.01)	324.64
0173-461-100	1.00	324.65	(0.01)	324.64
0173-461-110	1.00	324.65	(0.01)	324.64
0173-461-120	1.00	324.65	(0.01)	324.64
0173-461-130	1.00	324.65	(0.01)	324.64
0173-461-140	1.00	324.65	(0.01)	324.64
0173-461-150	1.00	324.65	(0.01)	324.64
0173-461-160	1.00	324.65	(0.01)	324.64
0173-461-170	1.00	324.65	(0.01)	324.64
0173-461-180	1.00	324.65	(0.01)	324.64
0173-461-190	1.00	324.65	(0.01)	324.64
0173-461-200	1.00	324.65	(0.01)	324.64
0173-461-210	1.00	324.65	(0.01)	324.64
0173-461-220	1.00	324.65	(0.01)	324.64
0173-461-230	1.00	324.65	(0.01)	324.64
0173-461-240	1.00	324.65	(0.01)	324.64
0173-461-250	1.00	324.65	(0.01)	324.64
0173-461-260	1.00	324.65	(0.01)	324.64
0173-461-270	1.00	324.65	(0.01)	324.64
0173-461-280	1.00	324.65	(0.01)	324.64
0173-461-290	1.00	324.65	(0.01)	324.64
0173-461-300	1.00	324.65	(0.01)	324.64
0173-461-310	1.00	324.65	(0.01)	324.64
0173-461-320	1.00	324.65	(0.01)	324.64
0173-461-330	1.00	324.65	(0.01)	324.64
0173-461-340	1.00	324.65	(0.01)	324.64
0173-461-350	1.00	324.65	(0.01)	324.64
0173-461-360	1.00	324.65	(0.01)	324.64
0173-461-370	1.00	324.65	(0.01)	324.64
0173-461-380	1.00	324.65	(0.01)	324.64
0173-461-390	1.00	324.65	(0.01)	324.64
0173-461-400	1.00	324.65	(0.01)	324.64
0173-461-410	1.00	324.65	(0.01)	324.64
0173-461-420	1.00	324.65	(0.01)	324.64

Slight variances may occur due to rounding

Copyright © 2013 by NBS

City of Suisun City
Lawler Ranch Maintenance Assessment District
Assessment Roll for Fiscal Year 2024/25

Account Number	EDU	Levy	Rounding Adjustment	Grand Total
0173-461-430	1.00	324.65	(0.01)	324.64
0173-461-440	1.00	324.65	(0.01)	324.64
0173-462-010	1.00	324.65	(0.01)	324.64
0173-462-020	1.00	324.65	(0.01)	324.64
0173-462-030	1.00	324.65	(0.01)	324.64
0173-462-040	1.00	324.65	(0.01)	324.64
0173-462-050	1.00	324.65	(0.01)	324.64
0173-462-060	1.00	324.65	(0.01)	324.64
0173-462-070	1.00	324.65	(0.01)	324.64
0173-462-080	1.00	324.65	(0.01)	324.64
0173-462-090	1.00	324.65	(0.01)	324.64
0173-462-100	1.00	324.65	(0.01)	324.64
0173-462-110	1.00	324.65	(0.01)	324.64
0173-462-120	1.00	324.65	(0.01)	324.64
0173-462-130	1.00	324.65	(0.01)	324.64
0173-462-140	1.00	324.65	(0.01)	324.64
0173-462-150	1.00	324.65	(0.01)	324.64
0173-462-160	1.00	324.65	(0.01)	324.64
0173-462-170	1.00	324.65	(0.01)	324.64
0173-462-180	1.00	324.65	(0.01)	324.64
0173-462-190	1.00	324.65	(0.01)	324.64
0173-462-200	1.00	324.65	(0.01)	324.64
0173-462-210	1.00	324.65	(0.01)	324.64
0173-462-220	1.00	324.65	(0.01)	324.64
0173-462-230	1.00	324.65	(0.01)	324.64
0173-462-240	1.00	324.65	(0.01)	324.64
0173-471-010	1.00	324.65	(0.01)	324.64
0173-471-020	1.00	324.65	(0.01)	324.64
0173-471-030	1.00	324.65	(0.01)	324.64
0173-471-040	1.00	324.65	(0.01)	324.64
0173-471-050	1.00	324.65	(0.01)	324.64
0173-471-060	1.00	324.65	(0.01)	324.64
0173-471-070	1.00	324.65	(0.01)	324.64
0173-471-080	1.00	324.65	(0.01)	324.64
0173-471-090	1.00	324.65	(0.01)	324.64
0173-471-100	1.00	324.65	(0.01)	324.64
0173-471-110	1.00	324.65	(0.01)	324.64
0173-472-010	1.00	324.65	(0.01)	324.64
0173-472-020	1.00	324.65	(0.01)	324.64
0173-472-030	1.00	324.65	(0.01)	324.64
0173-472-040	1.00	324.65	(0.01)	324.64
0173-472-050	1.00	324.65	(0.01)	324.64

Slight variances may occur due to rounding

Copyright © 2013 by NBS

City of Suisun City
Lawler Ranch Maintenance Assessment District
Assessment Roll for Fiscal Year 2024/25

Account Number	EDU	Levy	Rounding Adjustment	Grand Total
0173-472-060	1.00	324.65	(0.01)	324.64
0173-472-070	1.00	324.65	(0.01)	324.64
0173-472-080	1.00	324.65	(0.01)	324.64
0173-472-110	1.00	324.65	(0.01)	324.64
0173-472-120	1.00	324.65	(0.01)	324.64
0173-472-130	1.00	324.65	(0.01)	324.64
0173-472-140	1.00	324.65	(0.01)	324.64
0173-472-150	1.00	324.65	(0.01)	324.64
0173-472-160	1.00	324.65	(0.01)	324.64
0173-472-170	1.00	324.65	(0.01)	324.64
0173-472-180	1.00	324.65	(0.01)	324.64
0173-473-010	1.00	324.65	(0.01)	324.64
0173-473-020	1.00	324.65	(0.01)	324.64
0173-473-030	1.00	324.65	(0.01)	324.64
0173-473-040	1.00	324.65	(0.01)	324.64
0173-473-050	1.00	324.65	(0.01)	324.64
0173-473-060	1.00	324.65	(0.01)	324.64
0173-473-070	1.00	324.65	(0.01)	324.64
0173-473-080	1.00	324.65	(0.01)	324.64
0173-473-090	1.00	324.65	(0.01)	324.64
0173-473-100	1.00	324.65	(0.01)	324.64
0173-473-110	1.00	324.65	(0.01)	324.64
0173-473-120	1.00	324.65	(0.01)	324.64
0173-473-130	1.00	324.65	(0.01)	324.64
0173-473-140	1.00	324.65	(0.01)	324.64
0173-473-150	1.00	324.65	(0.01)	324.64
0173-473-160	1.00	324.65	(0.01)	324.64
0173-473-170	1.00	324.65	(0.01)	324.64
0173-473-180	1.00	324.65	(0.01)	324.64
0173-473-190	1.00	324.65	(0.01)	324.64
0173-473-200	1.00	324.65	(0.01)	324.64
0173-473-210	1.00	324.65	(0.01)	324.64
0173-473-220	1.00	324.65	(0.01)	324.64
0173-473-230	1.00	324.65	(0.01)	324.64
0173-473-240	1.00	324.65	(0.01)	324.64
0173-473-250	1.00	324.65	(0.01)	324.64
0173-473-260	1.00	324.65	(0.01)	324.64
0173-473-270	1.00	324.65	(0.01)	324.64
0173-473-280	1.00	324.65	(0.01)	324.64
0173-473-290	1.00	324.65	(0.01)	324.64
0173-473-300	1.00	324.65	(0.01)	324.64
0173-473-310	1.00	324.65	(0.01)	324.64

Slight variances may occur due to rounding

Copyright © 2013 by NBS

City of Suisun City
Lawler Ranch Maintenance Assessment District
Assessment Roll for Fiscal Year 2024/25

Account Number	EDU	Levy	Rounding Adjustment	Grand Total
0173-473-320	1.00	324.65	(0.01)	324.64
0173-473-330	1.00	324.65	(0.01)	324.64
0173-473-340	1.00	324.65	(0.01)	324.64
0173-473-350	1.00	324.65	(0.01)	324.64
0173-473-360	1.00	324.65	(0.01)	324.64
0173-473-370	1.00	324.65	(0.01)	324.64
0173-473-380	1.00	324.65	(0.01)	324.64
0173-474-010	1.00	324.65	(0.01)	324.64
0173-474-020	1.00	324.65	(0.01)	324.64
0173-474-030	1.00	324.65	(0.01)	324.64
0173-474-040	1.00	324.65	(0.01)	324.64
0173-474-050	1.00	324.65	(0.01)	324.64
0173-474-060	1.00	324.65	(0.01)	324.64
0173-474-070	1.00	324.65	(0.01)	324.64
0173-474-080	1.00	324.65	(0.01)	324.64
0173-474-090	1.00	324.65	(0.01)	324.64
0173-474-100	1.00	324.65	(0.01)	324.64
0173-474-110	1.00	324.65	(0.01)	324.64
0173-474-120	1.00	324.65	(0.01)	324.64
0173-474-130	1.00	324.65	(0.01)	324.64
0173-474-140	1.00	324.65	(0.01)	324.64
0173-474-150	1.00	324.65	(0.01)	324.64
0173-474-160	1.00	324.65	(0.01)	324.64
0173-474-170	1.00	324.65	(0.01)	324.64
0173-474-180	1.00	324.65	(0.01)	324.64
0173-475-010	1.00	324.65	(0.01)	324.64
0173-475-020	1.00	324.65	(0.01)	324.64
0173-475-030	1.00	324.65	(0.01)	324.64
0173-475-040	1.00	324.65	(0.01)	324.64
0173-475-050	1.00	324.65	(0.01)	324.64
0173-475-060	1.00	324.65	(0.01)	324.64
0173-475-070	1.00	324.65	(0.01)	324.64
0173-475-080	1.00	324.65	(0.01)	324.64
0173-475-090	1.00	324.65	(0.01)	324.64
0173-521-010	1.00	324.65	(0.01)	324.64
0173-521-020	1.00	324.65	(0.01)	324.64
0173-521-030	1.00	324.65	(0.01)	324.64
0173-521-040	1.00	324.65	(0.01)	324.64
0173-521-050	1.00	324.65	(0.01)	324.64
0173-521-060	1.00	324.65	(0.01)	324.64
0173-521-070	1.00	324.65	(0.01)	324.64
0173-521-080	1.00	324.65	(0.01)	324.64

Slight variances may occur due to rounding

Copyright © 2013 by NBS

City of Suisun City
Lawler Ranch Maintenance Assessment District
Assessment Roll for Fiscal Year 2024/25

Account Number	EDU	Levy	Rounding Adjustment	Grand Total
0173-521-090	1.00	324.65	(0.01)	324.64
0173-521-100	1.00	324.65	(0.01)	324.64
0173-521-110	1.00	324.65	(0.01)	324.64
0173-521-120	1.00	324.65	(0.01)	324.64
0173-521-130	1.00	324.65	(0.01)	324.64
0173-521-140	1.00	324.65	(0.01)	324.64
0173-522-010	1.00	324.65	(0.01)	324.64
0173-522-020	1.00	324.65	(0.01)	324.64
0173-522-030	1.00	324.65	(0.01)	324.64
0173-522-040	1.00	324.65	(0.01)	324.64
0173-522-050	1.00	324.65	(0.01)	324.64
0173-522-060	1.00	324.65	(0.01)	324.64
0173-522-070	1.00	324.65	(0.01)	324.64
0173-522-080	1.00	324.65	(0.01)	324.64
0173-522-090	1.00	324.65	(0.01)	324.64
0173-522-100	1.00	324.65	(0.01)	324.64
0173-522-110	1.00	324.65	(0.01)	324.64
0173-522-120	1.00	324.65	(0.01)	324.64
0173-522-130	1.00	324.65	(0.01)	324.64
0173-522-140	1.00	324.65	(0.01)	324.64
0173-523-020	1.00	324.65	(0.01)	324.64
0173-523-030	1.00	324.65	(0.01)	324.64
0173-523-040	1.00	324.65	(0.01)	324.64
0173-523-050	1.00	324.65	(0.01)	324.64
0173-523-060	1.00	324.65	(0.01)	324.64
0173-523-070	1.00	324.65	(0.01)	324.64
0173-523-080	1.00	324.65	(0.01)	324.64
0173-523-090	1.00	324.65	(0.01)	324.64
0173-523-100	1.00	324.65	(0.01)	324.64
0173-523-110	1.00	324.65	(0.01)	324.64
0173-523-120	1.00	324.65	(0.01)	324.64
0173-523-130	1.00	324.65	(0.01)	324.64
0173-523-140	1.00	324.65	(0.01)	324.64
0173-523-150	1.00	324.65	(0.01)	324.64
0173-523-160	1.00	324.65	(0.01)	324.64
0173-523-170	1.00	324.65	(0.01)	324.64
0173-523-180	1.00	324.65	(0.01)	324.64
0173-523-190	1.00	324.65	(0.01)	324.64
0173-523-200	1.00	324.65	(0.01)	324.64
0173-523-210	1.00	324.65	(0.01)	324.64
0173-523-220	1.00	324.65	(0.01)	324.64
0173-523-230	1.00	324.65	(0.01)	324.64

Slight variances may occur due to rounding

Copyright © 2013 by NBS

City of Suisun City
Lawler Ranch Maintenance Assessment District
Assessment Roll for Fiscal Year 2024/25

Account Number	EDU	Levy	Rounding Adjustment	Grand Total
0173-523-240	1.00	324.65	(0.01)	324.64
0173-523-280	1.00	324.65	(0.01)	324.64
0173-523-290	1.00	324.65	(0.01)	324.64
0173-524-010	1.00	324.65	(0.01)	324.64
0173-524-020	1.00	324.65	(0.01)	324.64
0173-524-030	1.00	324.65	(0.01)	324.64
0173-524-040	1.00	324.65	(0.01)	324.64
0173-524-050	1.00	324.65	(0.01)	324.64
0173-524-060	1.00	324.65	(0.01)	324.64
0173-524-070	1.00	324.65	(0.01)	324.64
0173-524-080	1.00	324.65	(0.01)	324.64
0173-524-090	1.00	324.65	(0.01)	324.64
0173-524-100	1.00	324.65	(0.01)	324.64
0173-531-010	1.00	324.65	(0.01)	324.64
0173-531-020	1.00	324.65	(0.01)	324.64
0173-531-030	1.00	324.65	(0.01)	324.64
0173-531-040	1.00	324.65	(0.01)	324.64
0173-531-050	1.00	324.65	(0.01)	324.64
0173-531-060	1.00	324.65	(0.01)	324.64
0173-531-070	1.00	324.65	(0.01)	324.64
0173-532-010	1.00	324.65	(0.01)	324.64
0173-532-020	1.00	324.65	(0.01)	324.64
0173-532-030	1.00	324.65	(0.01)	324.64
0173-532-040	1.00	324.65	(0.01)	324.64
0173-532-050	1.00	324.65	(0.01)	324.64
0173-532-060	1.00	324.65	(0.01)	324.64
0173-532-070	1.00	324.65	(0.01)	324.64
0173-532-080	1.00	324.65	(0.01)	324.64
0173-532-090	1.00	324.65	(0.01)	324.64
0173-532-100	1.00	324.65	(0.01)	324.64
0173-532-110	1.00	324.65	(0.01)	324.64
0173-532-120	1.00	324.65	(0.01)	324.64
0173-532-130	1.00	324.65	(0.01)	324.64
0173-532-140	1.00	324.65	(0.01)	324.64
0173-533-010	1.00	324.65	(0.01)	324.64
0173-533-020	1.00	324.65	(0.01)	324.64
0173-533-030	1.00	324.65	(0.01)	324.64
0173-533-040	1.00	324.65	(0.01)	324.64
0173-533-050	1.00	324.65	(0.01)	324.64
0173-533-060	1.00	324.65	(0.01)	324.64
0173-533-070	1.00	324.65	(0.01)	324.64
0173-533-080	1.00	324.65	(0.01)	324.64

Slight variances may occur due to rounding

Copyright © 2013 by NBS

City of Suisun City
Lawler Ranch Maintenance Assessment District
Assessment Roll for Fiscal Year 2024/25

Account Number	EDU	Levy	Rounding Adjustment	Grand Total
0173-533-090	1.00	324.65	(0.01)	324.64
0173-534-010	1.00	324.65	(0.01)	324.64
0173-534-020	1.00	324.65	(0.01)	324.64
0173-534-030	1.00	324.65	(0.01)	324.64
0173-534-040	1.00	324.65	(0.01)	324.64
0173-534-050	1.00	324.65	(0.01)	324.64
0173-534-060	1.00	324.65	(0.01)	324.64
0173-535-010	1.00	324.65	(0.01)	324.64
0173-535-020	1.00	324.65	(0.01)	324.64
0173-535-030	1.00	324.65	(0.01)	324.64
0173-535-040	1.00	324.65	(0.01)	324.64
0173-535-050	1.00	324.65	(0.01)	324.64
0173-535-060	1.00	324.65	(0.01)	324.64
0173-535-070	1.00	324.65	(0.01)	324.64
0173-535-080	1.00	324.65	(0.01)	324.64
0173-535-090	1.00	324.65	(0.01)	324.64
0173-536-020	1.00	324.65	(0.01)	324.64
0173-536-030	1.00	324.65	(0.01)	324.64
0173-536-040	1.00	324.65	(0.01)	324.64
0173-536-050	1.00	324.65	(0.01)	324.64
0173-536-070	1.00	324.65	(0.01)	324.64
0173-542-010	1.00	324.65	(0.01)	324.64
0173-542-020	1.00	324.65	(0.01)	324.64
0173-542-030	1.00	324.65	(0.01)	324.64
0173-542-040	1.00	324.65	(0.01)	324.64
0173-542-050	1.00	324.65	(0.01)	324.64
0173-542-060	1.00	324.65	(0.01)	324.64
0173-542-070	1.00	324.65	(0.01)	324.64
0173-542-080	1.00	324.65	(0.01)	324.64
0173-542-090	1.00	324.65	(0.01)	324.64
0173-542-100	1.00	324.65	(0.01)	324.64
0173-542-110	1.00	324.65	(0.01)	324.64
0173-542-120	1.00	324.65	(0.01)	324.64
0173-542-130	1.00	324.65	(0.01)	324.64
0173-542-140	1.00	324.65	(0.01)	324.64
0173-542-150	1.00	324.65	(0.01)	324.64
0173-542-160	1.00	324.65	(0.01)	324.64
0173-542-170	1.00	324.65	(0.01)	324.64
0173-542-180	1.00	324.65	(0.01)	324.64
0173-542-190	1.00	324.65	(0.01)	324.64
0173-542-200	1.00	324.65	(0.01)	324.64
0173-542-210	1.00	324.65	(0.01)	324.64

Slight variances may occur due to rounding

Copyright © 2013 by NBS

City of Suisun City
Lawler Ranch Maintenance Assessment District
Assessment Roll for Fiscal Year 2024/25

Account Number	EDU	Levy	Rounding Adjustment	Grand Total
0173-542-220	1.00	324.65	(0.01)	324.64
0173-542-230	1.00	324.65	(0.01)	324.64
0173-543-010	1.00	324.65	(0.01)	324.64
0173-543-020	1.00	324.65	(0.01)	324.64
0173-543-030	1.00	324.65	(0.01)	324.64
0173-543-040	1.00	324.65	(0.01)	324.64
0173-543-050	1.00	324.65	(0.01)	324.64
0173-543-060	1.00	324.65	(0.01)	324.64
0173-543-070	1.00	324.65	(0.01)	324.64
0173-551-010	1.00	324.65	(0.01)	324.64
0173-551-020	1.00	324.65	(0.01)	324.64
0173-551-030	1.00	324.65	(0.01)	324.64
0173-551-040	1.00	324.65	(0.01)	324.64
0173-551-050	1.00	324.65	(0.01)	324.64
0173-551-060	1.00	324.65	(0.01)	324.64
0173-551-070	1.00	324.65	(0.01)	324.64
0173-551-080	1.00	324.65	(0.01)	324.64
0173-551-090	1.00	324.65	(0.01)	324.64
0173-551-100	1.00	324.65	(0.01)	324.64
0173-551-110	1.00	324.65	(0.01)	324.64
0173-551-120	1.00	324.65	(0.01)	324.64
0173-551-130	1.00	324.65	(0.01)	324.64
0173-551-140	1.00	324.65	(0.01)	324.64
0173-551-150	1.00	324.65	(0.01)	324.64
0173-551-160	1.00	324.65	(0.01)	324.64
0173-551-170	1.00	324.65	(0.01)	324.64
0173-552-050	1.00	324.65	(0.01)	324.64
0173-552-060	1.00	324.65	(0.01)	324.64
0173-552-070	1.00	324.65	(0.01)	324.64
0173-552-080	1.00	324.65	(0.01)	324.64
0173-552-090	1.00	324.65	(0.01)	324.64
0173-552-100	1.00	324.65	(0.01)	324.64
0173-552-110	1.00	324.65	(0.01)	324.64
0173-552-120	1.00	324.65	(0.01)	324.64
0173-552-130	1.00	324.65	(0.01)	324.64
0173-552-140	1.00	324.65	(0.01)	324.64
0173-552-150	1.00	324.65	(0.01)	324.64
0173-552-160	1.00	324.65	(0.01)	324.64
0173-552-170	1.00	324.65	(0.01)	324.64
0173-552-180	1.00	324.65	(0.01)	324.64
0173-552-260	1.00	324.65	(0.01)	324.64
0173-552-270	1.00	324.65	(0.01)	324.64

Slight variances may occur due to rounding

Copyright © 2013 by NBS

City of Suisun City
Lawler Ranch Maintenance Assessment District
Assessment Roll for Fiscal Year 2024/25

Account Number	EDU	Levy	Rounding Adjustment	Grand Total
0173-552-280	1.00	324.65	(0.01)	324.64
0173-552-290	1.00	324.65	(0.01)	324.64
0173-552-300	1.00	324.65	(0.01)	324.64
0173-552-310	1.00	324.65	(0.01)	324.64
0173-552-320	1.00	324.65	(0.01)	324.64
0173-552-330	1.00	324.65	(0.01)	324.64
0173-552-340	1.00	324.65	(0.01)	324.64
0173-552-350	1.00	324.65	(0.01)	324.64
0173-553-010	1.00	324.65	(0.01)	324.64
0173-553-020	1.00	324.65	(0.01)	324.64
0173-553-030	1.00	324.65	(0.01)	324.64
0173-553-040	1.00	324.65	(0.01)	324.64
0173-553-050	1.00	324.65	(0.01)	324.64
0173-553-060	1.00	324.65	(0.01)	324.64
0173-553-070	1.00	324.65	(0.01)	324.64
0173-553-080	1.00	324.65	(0.01)	324.64
0173-553-090	1.00	324.65	(0.01)	324.64
0173-553-100	1.00	324.65	(0.01)	324.64
0173-553-110	1.00	324.65	(0.01)	324.64
0173-553-120	1.00	324.65	(0.01)	324.64
0173-553-130	1.00	324.65	(0.01)	324.64
0173-553-140	1.00	324.65	(0.01)	324.64
0173-553-150	1.00	324.65	(0.01)	324.64
0173-553-160	1.00	324.65	(0.01)	324.64
0173-571-010	1.00	324.65	(0.01)	324.64
0173-571-020	1.00	324.65	(0.01)	324.64
0173-572-010	1.00	324.65	(0.01)	324.64
0173-572-020	1.00	324.65	(0.01)	324.64
0173-572-030	1.00	324.65	(0.01)	324.64
0173-572-040	1.00	324.65	(0.01)	324.64
0173-572-050	1.00	324.65	(0.01)	324.64
0173-572-060	1.00	324.65	(0.01)	324.64
0173-572-070	1.00	324.65	(0.01)	324.64
0173-572-080	1.00	324.65	(0.01)	324.64
0173-572-090	1.00	324.65	(0.01)	324.64
0173-572-100	1.00	324.65	(0.01)	324.64
0173-573-010	1.00	324.65	(0.01)	324.64
0173-573-020	1.00	324.65	(0.01)	324.64
0173-573-030	1.00	324.65	(0.01)	324.64
0173-573-040	1.00	324.65	(0.01)	324.64
0173-573-050	1.00	324.65	(0.01)	324.64
0173-573-060	1.00	324.65	(0.01)	324.64

Slight variances may occur due to rounding

Copyright © 2013 by NBS

City of Suisun City
Lawler Ranch Maintenance Assessment District
Assessment Roll for Fiscal Year 2024/25

Account Number	EDU	Levy	Rounding Adjustment	Grand Total
0173-573-070	1.00	324.65	(0.01)	324.64
0173-573-080	1.00	324.65	(0.01)	324.64
0173-573-090	1.00	324.65	(0.01)	324.64
0173-573-100	1.00	324.65	(0.01)	324.64
0173-573-110	1.00	324.65	(0.01)	324.64
0173-573-120	1.00	324.65	(0.01)	324.64
0173-573-130	1.00	324.65	(0.01)	324.64
0173-573-140	1.00	324.65	(0.01)	324.64
0173-573-150	1.00	324.65	(0.01)	324.64
0173-573-160	1.00	324.65	(0.01)	324.64
0173-573-170	1.00	324.65	(0.01)	324.64
0173-573-180	1.00	324.65	(0.01)	324.64
0173-573-190	1.00	324.65	(0.01)	324.64
0173-574-010	1.00	324.65	(0.01)	324.64
0173-574-020	1.00	324.65	(0.01)	324.64
0173-574-030	1.00	324.65	(0.01)	324.64
0173-574-040	1.00	324.65	(0.01)	324.64
0173-574-050	1.00	324.65	(0.01)	324.64
0173-574-060	1.00	324.65	(0.01)	324.64
0173-574-070	1.00	324.65	(0.01)	324.64
0173-574-080	1.00	324.65	(0.01)	324.64
0173-574-090	1.00	324.65	(0.01)	324.64
0173-574-100	1.00	324.65	(0.01)	324.64
0173-574-110	1.00	324.65	(0.01)	324.64
0173-574-120	1.00	324.65	(0.01)	324.64
0173-574-130	1.00	324.65	(0.01)	324.64
0173-574-140	1.00	324.65	(0.01)	324.64
0173-581-010	1.00	324.65	(0.01)	324.64
0173-581-020	1.00	324.65	(0.01)	324.64
0173-581-030	1.00	324.65	(0.01)	324.64
0173-581-040	1.00	324.65	(0.01)	324.64
0173-581-050	1.00	324.65	(0.01)	324.64
0173-581-060	1.00	324.65	(0.01)	324.64
0173-581-070	1.00	324.65	(0.01)	324.64
0173-581-080	1.00	324.65	(0.01)	324.64
0173-581-090	1.00	324.65	(0.01)	324.64
0173-581-100	1.00	324.65	(0.01)	324.64
0173-581-110	1.00	324.65	(0.01)	324.64
0173-581-120	1.00	324.65	(0.01)	324.64
0173-581-130	1.00	324.65	(0.01)	324.64
0173-581-140	1.00	324.65	(0.01)	324.64
0173-581-150	1.00	324.65	(0.01)	324.64

Slight variances may occur due to rounding

Copyright © 2013 by NBS

City of Suisun City
Lawler Ranch Maintenance Assessment District
Assessment Roll for Fiscal Year 2024/25

Account Number	EDU	Levy	Rounding Adjustment	Grand Total
0173-581-160	1.00	324.65	(0.01)	324.64
0173-581-170	1.00	324.65	(0.01)	324.64
0173-581-180	1.00	324.65	(0.01)	324.64
0173-581-190	1.00	324.65	(0.01)	324.64
0173-581-200	1.00	324.65	(0.01)	324.64
0173-581-210	1.00	324.65	(0.01)	324.64
0173-581-220	1.00	324.65	(0.01)	324.64
0173-581-230	1.00	324.65	(0.01)	324.64
0173-581-240	1.00	324.65	(0.01)	324.64
0173-581-250	1.00	324.65	(0.01)	324.64
0173-581-260	1.00	324.65	(0.01)	324.64
0173-581-270	1.00	324.65	(0.01)	324.64
0173-581-280	1.00	324.65	(0.01)	324.64
0173-581-290	1.00	324.65	(0.01)	324.64
0173-581-300	1.00	324.65	(0.01)	324.64
0173-581-310	1.00	324.65	(0.01)	324.64
0173-581-320	1.00	324.65	(0.01)	324.64
0173-581-330	1.00	324.65	(0.01)	324.64
0173-581-340	1.00	324.65	(0.01)	324.64
0173-581-350	1.00	324.65	(0.01)	324.64
0173-581-360	1.00	324.65	(0.01)	324.64
0173-581-370	1.00	324.65	(0.01)	324.64
0173-581-380	1.00	324.65	(0.01)	324.64
0173-581-390	1.00	324.65	(0.01)	324.64
0173-581-400	1.00	324.65	(0.01)	324.64
0173-581-410	1.00	324.65	(0.01)	324.64
0173-581-420	1.00	324.65	(0.01)	324.64
0173-581-430	1.00	324.65	(0.01)	324.64
0173-581-440	1.00	324.65	(0.01)	324.64
0173-581-450	1.00	324.65	(0.01)	324.64
0173-581-460	1.00	324.65	(0.01)	324.64
0173-581-470	1.00	324.65	(0.01)	324.64
0173-581-480	1.00	324.65	(0.01)	324.64
0173-581-490	1.00	324.65	(0.01)	324.64
0173-581-500	1.00	324.65	(0.01)	324.64
0173-581-510	1.00	324.65	(0.01)	324.64
0173-581-520	1.00	324.65	(0.01)	324.64
0173-581-530	1.00	324.65	(0.01)	324.64
0173-581-540	1.00	324.65	(0.01)	324.64
0173-581-550	1.00	324.65	(0.01)	324.64
0173-581-560	1.00	324.65	(0.01)	324.64
0173-581-570	1.00	324.65	(0.01)	324.64

Slight variances may occur due to rounding

Copyright © 2013 by NBS

City of Suisun City
Lawler Ranch Maintenance Assessment District
Assessment Roll for Fiscal Year 2024/25

Account Number	EDU	Levy	Rounding Adjustment	Grand Total
0173-581-580	1.00	324.65	(0.01)	324.64
0173-582-010	1.00	324.65	(0.01)	324.64
0173-582-020	1.00	324.65	(0.01)	324.64
0173-582-030	1.00	324.65	(0.01)	324.64
0173-582-040	1.00	324.65	(0.01)	324.64
0173-582-050	1.00	324.65	(0.01)	324.64
0173-582-060	1.00	324.65	(0.01)	324.64
0173-582-070	1.00	324.65	(0.01)	324.64
0173-582-080	1.00	324.65	(0.01)	324.64
0173-591-010	1.00	324.65	(0.01)	324.64
0173-591-020	1.00	324.65	(0.01)	324.64
0173-591-030	1.00	324.65	(0.01)	324.64
0173-591-040	1.00	324.65	(0.01)	324.64
0173-591-050	1.00	324.65	(0.01)	324.64
0173-591-060	1.00	324.65	(0.01)	324.64
0173-591-070	1.00	324.65	(0.01)	324.64
0173-591-080	1.00	324.65	(0.01)	324.64
0173-591-090	1.00	324.65	(0.01)	324.64
0173-591-100	1.00	324.65	(0.01)	324.64
0173-591-110	1.00	324.65	(0.01)	324.64
0173-591-120	1.00	324.65	(0.01)	324.64
0173-591-130	1.00	324.65	(0.01)	324.64
0173-591-140	1.00	324.65	(0.01)	324.64
0173-591-150	1.00	324.65	(0.01)	324.64
0173-591-160	1.00	324.65	(0.01)	324.64
0173-592-010	1.00	324.65	(0.01)	324.64
0173-592-020	1.00	324.65	(0.01)	324.64
0173-592-030	1.00	324.65	(0.01)	324.64
0173-592-040	1.00	324.65	(0.01)	324.64
0173-592-050	1.00	324.65	(0.01)	324.64
0173-592-060	1.00	324.65	(0.01)	324.64
0173-592-070	1.00	324.65	(0.01)	324.64
0173-592-080	1.00	324.65	(0.01)	324.64
0173-592-090	1.00	324.65	(0.01)	324.64
0173-592-100	1.00	324.65	(0.01)	324.64
0173-592-110	1.00	324.65	(0.01)	324.64
0173-592-120	1.00	324.65	(0.01)	324.64
0173-592-130	1.00	324.65	(0.01)	324.64
0173-592-140	1.00	324.65	(0.01)	324.64
0173-593-010	1.00	324.65	(0.01)	324.64
0173-593-020	1.00	324.65	(0.01)	324.64
0173-593-030	1.00	324.65	(0.01)	324.64

Slight variances may occur due to rounding

Copyright © 2013 by NBS

City of Suisun City
Lawler Ranch Maintenance Assessment District
Assessment Roll for Fiscal Year 2024/25

Account Number	EDU	Levy	Rounding Adjustment	Grand Total
0173-593-040	1.00	324.65	(0.01)	324.64
0173-593-050	1.00	324.65	(0.01)	324.64
0173-593-060	1.00	324.65	(0.01)	324.64
0173-593-070	1.00	324.65	(0.01)	324.64
0173-593-080	1.00	324.65	(0.01)	324.64
0173-593-090	1.00	324.65	(0.01)	324.64
0173-593-100	1.00	324.65	(0.01)	324.64
0173-593-110	1.00	324.65	(0.01)	324.64
0173-593-120	1.00	324.65	(0.01)	324.64
0173-593-130	1.00	324.65	(0.01)	324.64
0173-593-140	1.00	324.65	(0.01)	324.64
0173-593-150	1.00	324.65	(0.01)	324.64
0173-593-160	1.00	324.65	(0.01)	324.64
0173-593-170	1.00	324.65	(0.01)	324.64
0173-593-180	1.00	324.65	(0.01)	324.64
0173-593-190	1.00	324.65	(0.01)	324.64
0173-593-200	1.00	324.65	(0.01)	324.64
0173-593-210	1.00	324.65	(0.01)	324.64
0173-593-220	1.00	324.65	(0.01)	324.64
0173-594-010	1.00	324.65	(0.01)	324.64
0173-594-020	1.00	324.65	(0.01)	324.64
0173-594-030	1.00	324.65	(0.01)	324.64
0173-594-040	1.00	324.65	(0.01)	324.64
0173-594-050	1.00	324.65	(0.01)	324.64
0173-594-060	1.00	324.65	(0.01)	324.64
0173-594-070	1.00	324.65	(0.01)	324.64
0173-594-080	1.00	324.65	(0.01)	324.64
0173-594-090	1.00	324.65	(0.01)	324.64
0173-594-100	1.00	324.65	(0.01)	324.64
0173-594-110	1.00	324.65	(0.01)	324.64
0173-594-120	1.00	324.65	(0.01)	324.64
0173-594-130	1.00	324.65	(0.01)	324.64
0173-594-140	1.00	324.65	(0.01)	324.64
0173-594-150	1.00	324.65	(0.01)	324.64
0173-594-160	1.00	324.65	(0.01)	324.64
0173-594-170	1.00	324.65	(0.01)	324.64
0173-594-180	1.00	324.65	(0.01)	324.64
0173-594-190	1.00	324.65	(0.01)	324.64
0173-594-200	1.00	324.65	(0.01)	324.64
0173-594-210	1.00	324.65	(0.01)	324.64
0173-595-010	1.00	324.65	(0.01)	324.64
0173-595-020	1.00	324.65	(0.01)	324.64

Slight variances may occur due to rounding

Copyright © 2013 by NBS

City of Suisun City
Lawler Ranch Maintenance Assessment District
Assessment Roll for Fiscal Year 2024/25

Account Number	EDU	Levy	Rounding Adjustment	Grand Total
0173-595-030	1.00	324.65	(0.01)	324.64
0173-595-040	1.00	324.65	(0.01)	324.64
0173-595-050	1.00	324.65	(0.01)	324.64
0173-595-060	1.00	324.65	(0.01)	324.64
0173-595-070	1.00	324.65	(0.01)	324.64
0173-595-080	1.00	324.65	(0.01)	324.64
0173-595-090	1.00	324.65	(0.01)	324.64
0173-595-100	1.00	324.65	(0.01)	324.64
0173-595-110	1.00	324.65	(0.01)	324.64
0173-601-010	1.00	324.65	(0.01)	324.64
0173-601-020	1.00	324.65	(0.01)	324.64
0173-601-030	1.00	324.65	(0.01)	324.64
0173-601-040	1.00	324.65	(0.01)	324.64
0173-601-050	1.00	324.65	(0.01)	324.64
0173-601-060	1.00	324.65	(0.01)	324.64
0173-601-070	1.00	324.65	(0.01)	324.64
0173-601-080	1.00	324.65	(0.01)	324.64
0173-601-090	1.00	324.65	(0.01)	324.64
0173-601-100	1.00	324.65	(0.01)	324.64
0173-601-110	1.00	324.65	(0.01)	324.64
0173-601-120	1.00	324.65	(0.01)	324.64
0173-602-010	1.00	324.65	(0.01)	324.64
0173-602-020	1.00	324.65	(0.01)	324.64
0173-602-030	1.00	324.65	(0.01)	324.64
0173-602-040	1.00	324.65	(0.01)	324.64
0173-602-050	1.00	324.65	(0.01)	324.64
0173-602-060	1.00	324.65	(0.01)	324.64
0173-602-070	1.00	324.65	(0.01)	324.64
0173-602-080	1.00	324.65	(0.01)	324.64
0173-602-090	1.00	324.65	(0.01)	324.64
0173-602-100	1.00	324.65	(0.01)	324.64
0173-602-110	1.00	324.65	(0.01)	324.64
0173-602-120	1.00	324.65	(0.01)	324.64
0173-602-130	1.00	324.65	(0.01)	324.64
0173-602-140	1.00	324.65	(0.01)	324.64
0173-602-150	1.00	324.65	(0.01)	324.64
0173-602-160	1.00	324.65	(0.01)	324.64
0173-602-170	1.00	324.65	(0.01)	324.64
0173-602-180	1.00	324.65	(0.01)	324.64
0173-602-190	1.00	324.65	(0.01)	324.64
0173-602-200	1.00	324.65	(0.01)	324.64
0173-602-210	1.00	324.65	(0.01)	324.64

Slight variances may occur due to rounding

Copyright © 2013 by NBS

City of Suisun City
Lawler Ranch Maintenance Assessment District
Assessment Roll for Fiscal Year 2024/25

Account Number	EDU	Levy	Rounding Adjustment	Grand Total
0173-602-220	1.00	324.65	(0.01)	324.64
0173-602-230	1.00	324.65	(0.01)	324.64
0173-602-240	1.00	324.65	(0.01)	324.64
0173-602-250	1.00	324.65	(0.01)	324.64
0173-602-260	1.00	324.65	(0.01)	324.64
0173-602-270	1.00	324.65	(0.01)	324.64
0173-603-010	1.00	324.65	(0.01)	324.64
0173-603-020	1.00	324.65	(0.01)	324.64
0173-603-030	1.00	324.65	(0.01)	324.64
0173-603-040	1.00	324.65	(0.01)	324.64
0173-603-050	1.00	324.65	(0.01)	324.64
0173-603-060	1.00	324.65	(0.01)	324.64
0173-603-070	1.00	324.65	(0.01)	324.64
0173-603-080	1.00	324.65	(0.01)	324.64
0173-603-090	1.00	324.65	(0.01)	324.64
0173-603-100	1.00	324.65	(0.01)	324.64
0173-603-110	1.00	324.65	(0.01)	324.64
0173-603-120	1.00	324.65	(0.01)	324.64
0173-603-130	1.00	324.65	(0.01)	324.64
0173-603-140	1.00	324.65	(0.01)	324.64
0173-603-150	1.00	324.65	(0.01)	324.64
0173-603-160	1.00	324.65	(0.01)	324.64
0173-603-170	1.00	324.65	(0.01)	324.64
0173-603-180	1.00	324.65	(0.01)	324.64
0173-603-190	1.00	324.65	(0.01)	324.64
0173-603-200	1.00	324.65	(0.01)	324.64
0173-603-210	1.00	324.65	(0.01)	324.64
0173-603-220	1.00	324.65	(0.01)	324.64
0173-603-230	1.00	324.65	(0.01)	324.64
0173-603-240	1.00	324.65	(0.01)	324.64
0173-603-250	1.00	324.65	(0.01)	324.64
0173-603-260	1.00	324.65	(0.01)	324.64
0173-603-270	1.00	324.65	(0.01)	324.64
0173-603-280	1.00	324.65	(0.01)	324.64
0173-603-290	1.00	324.65	(0.01)	324.64
0173-603-300	1.00	324.65	(0.01)	324.64
0173-604-010	1.00	324.65	(0.01)	324.64
0173-604-020	1.00	324.65	(0.01)	324.64
0173-604-030	1.00	324.65	(0.01)	324.64
0173-604-040	1.00	324.65	(0.01)	324.64
0173-604-050	1.00	324.65	(0.01)	324.64
0173-604-060	1.00	324.65	(0.01)	324.64

Slight variances may occur due to rounding

Copyright © 2013 by NBS

City of Suisun City
Lawler Ranch Maintenance Assessment District
Assessment Roll for Fiscal Year 2024/25

Account Number	EDU	Levy	Rounding Adjustment	Grand Total
0173-604-070	1.00	324.65	(0.01)	324.64
0173-604-080	1.00	324.65	(0.01)	324.64
0173-604-090	1.00	324.65	(0.01)	324.64
0173-604-100	1.00	324.65	(0.01)	324.64
0173-604-110	1.00	324.65	(0.01)	324.64
0173-604-120	1.00	324.65	(0.01)	324.64
0173-604-130	1.00	324.65	(0.01)	324.64
0173-604-140	1.00	324.65	(0.01)	324.64
0173-604-150	1.00	324.65	(0.01)	324.64
0173-604-160	1.00	324.65	(0.01)	324.64
0173-604-170	1.00	324.65	(0.01)	324.64
0173-604-180	1.00	324.65	(0.01)	324.64
0173-604-190	1.00	324.65	(0.01)	324.64
0173-604-200	1.00	324.65	(0.01)	324.64
0173-604-210	1.00	324.65	(0.01)	324.64
0173-604-220	1.00	324.65	(0.01)	324.64
0173-604-230	1.00	324.65	(0.01)	324.64
0173-604-240	1.00	324.65	(0.01)	324.64
0173-605-010	1.00	324.65	(0.01)	324.64
0173-605-020	1.00	324.65	(0.01)	324.64
0173-605-030	1.00	324.65	(0.01)	324.64
0173-605-040	1.00	324.65	(0.01)	324.64
0173-605-050	1.00	324.65	(0.01)	324.64
0173-605-060	1.00	324.65	(0.01)	324.64
0173-605-070	1.00	324.65	(0.01)	324.64
0173-605-080	1.00	324.65	(0.01)	324.64
0173-605-090	1.00	324.65	(0.01)	324.64
0173-605-100	1.00	324.65	(0.01)	324.64
0173-605-110	1.00	324.65	(0.01)	324.64
0173-605-120	1.00	324.65	(0.01)	324.64
0173-605-130	1.00	324.65	(0.01)	324.64
0173-605-140	1.00	324.65	(0.01)	324.64
0173-605-150	1.00	324.65	(0.01)	324.64
0173-605-160	1.00	324.65	(0.01)	324.64
0173-605-170	1.00	324.65	(0.01)	324.64
0173-605-180	1.00	324.65	(0.01)	324.64
0173-605-190	1.00	324.65	(0.01)	324.64
0173-611-010	1.00	324.65	(0.01)	324.64
0173-611-020	1.00	324.65	(0.01)	324.64
0173-611-030	1.00	324.65	(0.01)	324.64
0173-611-040	1.00	324.65	(0.01)	324.64
0173-611-050	1.00	324.65	(0.01)	324.64

Slight variances may occur due to rounding

Copyright © 2013 by NBS

City of Suisun City
Lawler Ranch Maintenance Assessment District
Assessment Roll for Fiscal Year 2024/25

Account Number	EDU	Levy	Rounding Adjustment	Grand Total
0173-612-020	1.00	324.65	(0.01)	324.64
0173-612-030	1.00	324.65	(0.01)	324.64
0173-612-040	1.00	324.65	(0.01)	324.64
0173-612-050	1.00	324.65	(0.01)	324.64
0173-612-060	1.00	324.65	(0.01)	324.64
0173-612-070	1.00	324.65	(0.01)	324.64
0173-612-080	1.00	324.65	(0.01)	324.64
0173-612-160	1.00	324.65	(0.01)	324.64
0173-612-170	1.00	324.65	(0.01)	324.64
0173-612-180	1.00	324.65	(0.01)	324.64
0173-612-190	1.00	324.65	(0.01)	324.64
0173-612-200	1.00	324.65	(0.01)	324.64
0173-612-210	1.00	324.65	(0.01)	324.64
0173-612-220	1.00	324.65	(0.01)	324.64
0173-612-230	1.00	324.65	(0.01)	324.64
0173-612-240	1.00	324.65	(0.01)	324.64
0173-612-250	1.00	324.65	(0.01)	324.64
0173-612-260	1.00	324.65	(0.01)	324.64
0173-612-270	1.00	324.65	(0.01)	324.64
0173-612-280	1.00	324.65	(0.01)	324.64
0173-612-310	1.00	324.65	(0.01)	324.64
0173-612-320	1.00	324.65	(0.01)	324.64
0173-612-330	1.00	324.65	(0.01)	324.64
0173-612-340	1.00	324.65	(0.01)	324.64
0173-612-350	1.00	324.65	(0.01)	324.64
0173-612-360	1.00	324.65	(0.01)	324.64
0173-612-370	1.00	324.65	(0.01)	324.64
0173-612-380	1.00	324.65	(0.01)	324.64
0173-612-390	1.00	324.65	(0.01)	324.64
0173-612-400	1.00	324.65	(0.01)	324.64
0173-612-410	1.00	324.65	(0.01)	324.64
0173-612-430	1.00	324.65	(0.01)	324.64
0173-612-440	1.00	324.65	(0.01)	324.64
0173-612-450	1.00	324.65	(0.01)	324.64
0173-612-460	1.00	324.65	(0.01)	324.64
0173-612-470	1.00	324.65	(0.01)	324.64
0173-612-480	1.00	324.65	(0.01)	324.64
0173-612-490	1.00	324.65	(0.01)	324.64
0173-613-080	1.00	324.65	(0.01)	324.64
0173-613-090	1.00	324.65	(0.01)	324.64
0173-613-100	1.00	324.65	(0.01)	324.64
0173-613-110	1.00	324.65	(0.01)	324.64

Slight variances may occur due to rounding

Copyright © 2013 by NBS

City of Suisun City
Lawler Ranch Maintenance Assessment District
Assessment Roll for Fiscal Year 2024/25

Account Number	EDU	Levy	Rounding Adjustment	Grand Total
0173-613-120	1.00	324.65	(0.01)	324.64
0173-613-130	1.00	324.65	(0.01)	324.64
0173-613-140	1.00	324.65	(0.01)	324.64
0173-613-150	1.00	324.65	(0.01)	324.64
0173-613-160	1.00	324.65	(0.01)	324.64
0173-613-170	1.00	324.65	(0.01)	324.64
0173-613-180	1.00	324.65	(0.01)	324.64
0173-621-010	1.00	324.65	(0.01)	324.64
0173-621-020	1.00	324.65	(0.01)	324.64
0173-621-030	1.00	324.65	(0.01)	324.64
0173-621-040	1.00	324.65	(0.01)	324.64
0173-621-050	1.00	324.65	(0.01)	324.64
0173-621-060	1.00	324.65	(0.01)	324.64
0173-621-070	1.00	324.65	(0.01)	324.64
0173-621-080	1.00	324.65	(0.01)	324.64
0173-621-090	1.00	324.65	(0.01)	324.64
0173-621-100	1.00	324.65	(0.01)	324.64
0173-621-110	1.00	324.65	(0.01)	324.64
0173-621-120	1.00	324.65	(0.01)	324.64
0173-621-130	1.00	324.65	(0.01)	324.64
0173-621-140	1.00	324.65	(0.01)	324.64
0173-621-170	1.00	324.65	(0.01)	324.64
0173-621-180	1.00	324.65	(0.01)	324.64
0173-621-190	1.00	324.65	(0.01)	324.64
0173-621-200	1.00	324.65	(0.01)	324.64
0173-621-210	1.00	324.65	(0.01)	324.64
0173-621-220	1.00	324.65	(0.01)	324.64
0173-621-230	1.00	324.65	(0.01)	324.64
0173-621-240	1.00	324.65	(0.01)	324.64
0173-621-250	1.00	324.65	(0.01)	324.64
0173-621-260	1.00	324.65	(0.01)	324.64
0173-621-270	1.00	324.65	(0.01)	324.64
0173-621-280	1.00	324.65	(0.01)	324.64
0173-621-290	1.00	324.65	(0.01)	324.64
0173-621-300	1.00	324.65	(0.01)	324.64
0173-621-310	1.00	324.65	(0.01)	324.64
0173-621-320	1.00	324.65	(0.01)	324.64
0173-621-330	1.00	324.65	(0.01)	324.64
0173-621-340	1.00	324.65	(0.01)	324.64
0173-621-350	1.00	324.65	(0.01)	324.64
0173-621-360	1.00	324.65	(0.01)	324.64
0173-621-370	1.00	324.65	(0.01)	324.64

Slight variances may occur due to rounding

Copyright © 2013 by NBS

City of Suisun City
Lawler Ranch Maintenance Assessment District
Assessment Roll for Fiscal Year 2024/25

Account Number	EDU	Levy	Rounding Adjustment	Grand Total
0173-621-380	1.00	324.65	(0.01)	324.64
0173-621-390	1.00	324.65	(0.01)	324.64
0173-621-400	1.00	324.65	(0.01)	324.64
0173-621-410	1.00	324.65	(0.01)	324.64
0173-621-420	1.00	324.65	(0.01)	324.64
0173-621-430	1.00	324.65	(0.01)	324.64
0173-621-440	1.00	324.65	(0.01)	324.64
0173-621-450	1.00	324.65	(0.01)	324.64
0173-621-460	1.00	324.65	(0.01)	324.64
0173-621-470	1.00	324.65	(0.01)	324.64
0173-621-480	1.00	324.65	(0.01)	324.64
0173-621-490	1.00	324.65	(0.01)	324.64
0173-621-500	1.00	324.65	(0.01)	324.64
0173-621-510	1.00	324.65	(0.01)	324.64
0173-621-520	1.00	324.65	(0.01)	324.64
0173-621-530	1.00	324.65	(0.01)	324.64
0173-621-540	1.00	324.65	(0.01)	324.64
0173-621-550	1.00	324.65	(0.01)	324.64
0173-621-560	1.00	324.65	(0.01)	324.64
0173-670-020	5.20	1,688.18	0.00	1,688.18
0173-670-040	6.00	1,947.90	0.00	1,947.90
0173-670-210	2.55	827.85	(0.01)	827.84
0173-670-220	2.10	681.76	0.00	681.76
0173-670-230	4.00	1,298.60	0.00	1,298.60
0173-670-240	1.85	600.60	0.00	600.60
0173-670-250	2.50	811.62	0.00	811.62
0173-670-260	12.65	4,106.82	0.00	4,106.82
0173-670-270	4.25	1,379.76	0.00	1,379.76
0173-670-280	4.05	1,314.83	(0.01)	1,314.82
0173-670-320	4.10	1,331.06	0.00	1,331.06
0173-670-350	3.40	1,103.81	(0.01)	1,103.80
0173-670-360	3.60	1,168.74	0.00	1,168.74
0173-670-370	3.30	1,071.34	0.00	1,071.34
0173-670-380	2.20	714.23	(0.01)	714.22
0173-670-390	4.90	1,590.78	0.00	1,590.78
0173-670-400	9.10	2,954.31	(0.01)	2,954.30
0173-681-010	1.00	324.65	(0.01)	324.64
0173-681-020	1.00	324.65	(0.01)	324.64
0173-681-030	1.00	324.65	(0.01)	324.64
0173-681-040	1.00	324.65	(0.01)	324.64
0173-681-050	1.00	324.65	(0.01)	324.64
0173-681-060	1.00	324.65	(0.01)	324.64

Slight variances may occur due to rounding

Copyright © 2013 by NBS

City of Suisun City
Lawler Ranch Maintenance Assessment District
Assessment Roll for Fiscal Year 2024/25

Account Number	EDU	Levy	Rounding Adjustment	Grand Total
0173-681-070	1.00	324.65	(0.01)	324.64
0173-681-080	1.00	324.65	(0.01)	324.64
0173-681-090	1.00	324.65	(0.01)	324.64
0173-681-100	1.00	324.65	(0.01)	324.64
0173-681-110	1.00	324.65	(0.01)	324.64
0173-681-120	1.00	324.65	(0.01)	324.64
0173-681-130	1.00	324.65	(0.01)	324.64
0173-681-140	1.00	324.65	(0.01)	324.64
0173-681-150	1.00	324.65	(0.01)	324.64
0173-681-160	1.00	324.65	(0.01)	324.64
0173-682-010	1.00	324.65	(0.01)	324.64
0173-682-020	1.00	324.65	(0.01)	324.64
0173-682-030	1.00	324.65	(0.01)	324.64
0173-682-080	1.00	324.65	(0.01)	324.64
0173-682-090	1.00	324.65	(0.01)	324.64
0173-682-100	1.00	324.65	(0.01)	324.64
0173-682-110	1.00	324.65	(0.01)	324.64
0173-682-120	1.00	324.65	(0.01)	324.64
0173-682-130	1.00	324.65	(0.01)	324.64
0173-682-140	1.00	324.65	(0.01)	324.64
0173-682-150	1.00	324.65	(0.01)	324.64
0173-682-160	1.00	324.65	(0.01)	324.64
0173-682-170	1.00	324.65	(0.01)	324.64
0173-682-180	1.00	324.65	(0.01)	324.64
0173-682-190	1.00	324.65	(0.01)	324.64
0173-682-200	1.00	324.65	(0.01)	324.64
0173-682-210	1.00	324.65	(0.01)	324.64
0173-683-020	1.00	324.65	(0.01)	324.64
0173-683-030	1.00	324.65	(0.01)	324.64
0173-683-040	1.00	324.65	(0.01)	324.64
0173-683-050	1.00	324.65	(0.01)	324.64
0173-683-060	1.00	324.65	(0.01)	324.64
0173-683-070	1.00	324.65	(0.01)	324.64
0173-683-080	1.00	324.65	(0.01)	324.64
0173-683-090	1.00	324.65	(0.01)	324.64
0173-683-100	1.00	324.65	(0.01)	324.64
0173-683-110	1.00	324.65	(0.01)	324.64
0173-683-120	1.00	324.65	(0.01)	324.64
0173-683-170	1.00	324.65	(0.01)	324.64
0173-683-180	1.00	324.65	(0.01)	324.64
0173-683-190	1.00	324.65	(0.01)	324.64
0173-683-200	1.00	324.65	(0.01)	324.64

Slight variances may occur due to rounding

Copyright © 2013 by NBS

City of Suisun City
Lawler Ranch Maintenance Assessment District
Assessment Roll for Fiscal Year 2024/25

Account Number	EDU	Levy	Rounding Adjustment	Grand Total
0173-683-210	1.00	324.65	(0.01)	324.64
0173-683-220	1.00	324.65	(0.01)	324.64
0173-683-230	1.00	324.65	(0.01)	324.64
0173-683-240	1.00	324.65	(0.01)	324.64
0173-683-250	1.00	324.65	(0.01)	324.64
0173-684-020	1.00	324.65	(0.01)	324.64
0173-684-030	1.00	324.65	(0.01)	324.64
0173-684-040	1.00	324.65	(0.01)	324.64
0173-684-050	1.00	324.65	(0.01)	324.64
0173-684-060	1.00	324.65	(0.01)	324.64
0173-684-070	1.00	324.65	(0.01)	324.64
0173-684-090	1.00	324.65	(0.01)	324.64
0173-691-010	1.00	324.65	(0.01)	324.64
0173-691-020	1.00	324.65	(0.01)	324.64
0173-691-030	1.00	324.65	(0.01)	324.64
0173-691-040	1.00	324.65	(0.01)	324.64
0173-691-050	1.00	324.65	(0.01)	324.64
0173-691-060	1.00	324.65	(0.01)	324.64
0173-691-070	1.00	324.65	(0.01)	324.64
0173-691-080	1.00	324.65	(0.01)	324.64
0173-691-090	1.00	324.65	(0.01)	324.64
0173-691-100	1.00	324.65	(0.01)	324.64
0173-691-110	1.00	324.65	(0.01)	324.64
0173-691-120	1.00	324.65	(0.01)	324.64
0173-691-130	1.00	324.65	(0.01)	324.64
0173-691-140	1.00	324.65	(0.01)	324.64
0173-691-150	1.00	324.65	(0.01)	324.64
0173-691-160	1.00	324.65	(0.01)	324.64
0173-691-170	1.00	324.65	(0.01)	324.64
0173-691-180	1.00	324.65	(0.01)	324.64
0173-691-190	1.00	324.65	(0.01)	324.64
0173-691-200	1.00	324.65	(0.01)	324.64
0173-691-210	1.00	324.65	(0.01)	324.64
0173-691-220	1.00	324.65	(0.01)	324.64
0173-691-230	1.00	324.65	(0.01)	324.64
0173-701-010	1.00	324.65	(0.01)	324.64
0173-701-020	1.00	324.65	(0.01)	324.64
0173-701-030	1.00	324.65	(0.01)	324.64
0173-701-040	1.00	324.65	(0.01)	324.64
0173-701-050	1.00	324.65	(0.01)	324.64
0173-701-060	1.00	324.65	(0.01)	324.64
0173-701-070	1.00	324.65	(0.01)	324.64

Slight variances may occur due to rounding

Copyright © 2013 by NBS

City of Suisun City
Lawler Ranch Maintenance Assessment District
Assessment Roll for Fiscal Year 2024/25

Account Number	EDU	Levy	Rounding Adjustment	Grand Total
0173-701-080	1.00	324.65	(0.01)	324.64
0173-701-090	1.00	324.65	(0.01)	324.64
0173-701-100	1.00	324.65	(0.01)	324.64
0173-701-110	1.00	324.65	(0.01)	324.64
0173-701-120	1.00	324.65	(0.01)	324.64
0173-701-130	1.00	324.65	(0.01)	324.64
0173-701-140	1.00	324.65	(0.01)	324.64
0173-701-150	1.00	324.65	(0.01)	324.64
0173-701-160	1.00	324.65	(0.01)	324.64
0173-701-170	1.00	324.65	(0.01)	324.64
0173-701-180	1.00	324.65	(0.01)	324.64
0173-701-190	1.00	324.65	(0.01)	324.64
0173-701-200	1.00	324.65	(0.01)	324.64
0173-701-210	1.00	324.65	(0.01)	324.64
0173-701-220	1.00	324.65	(0.01)	324.64
0173-701-230	1.00	324.65	(0.01)	324.64
0173-701-240	1.00	324.65	(0.01)	324.64
0173-701-250	1.00	324.65	(0.01)	324.64
0173-701-260	1.00	324.65	(0.01)	324.64
0173-701-270	1.00	324.65	(0.01)	324.64
0173-701-280	1.00	324.65	(0.01)	324.64
0173-701-290	1.00	324.65	(0.01)	324.64
0173-701-300	1.00	324.65	(0.01)	324.64
0173-701-310	1.00	324.65	(0.01)	324.64
0173-702-010	1.00	324.65	(0.01)	324.64
0173-702-020	1.00	324.65	(0.01)	324.64
0173-702-030	1.00	324.65	(0.01)	324.64
0173-702-040	1.00	324.65	(0.01)	324.64
0173-702-050	1.00	324.65	(0.01)	324.64
0173-702-060	1.00	324.65	(0.01)	324.64
0173-702-070	1.00	324.65	(0.01)	324.64
0173-702-080	1.00	324.65	(0.01)	324.64
0173-702-090	1.00	324.65	(0.01)	324.64
0173-702-100	1.00	324.65	(0.01)	324.64
0173-703-010	1.00	324.65	(0.01)	324.64
0173-703-020	1.00	324.65	(0.01)	324.64
0173-703-030	1.00	324.65	(0.01)	324.64
0173-703-040	1.00	324.65	(0.01)	324.64
0173-703-050	1.00	324.65	(0.01)	324.64
0173-703-060	1.00	324.65	(0.01)	324.64
0173-703-070	1.00	324.65	(0.01)	324.64
0173-703-080	1.00	324.65	(0.01)	324.64

Slight variances may occur due to rounding

Copyright © 2013 by NBS

City of Suisun City
Lawler Ranch Maintenance Assessment District
Assessment Roll for Fiscal Year 2024/25

Account Number	EDU	Levy	Rounding Adjustment	Grand Total
0173-703-090	1.00	324.65	(0.01)	324.64
0173-703-100	1.00	324.65	(0.01)	324.64
0173-703-110	1.00	324.65	(0.01)	324.64
0173-703-120	1.00	324.65	(0.01)	324.64
0173-703-130	1.00	324.65	(0.01)	324.64
0173-703-140	1.00	324.65	(0.01)	324.64
0173-703-150	1.00	324.65	(0.01)	324.64
0173-711-010	1.00	324.65	(0.01)	324.64
0173-711-020	1.00	324.65	(0.01)	324.64
0173-711-030	1.00	324.65	(0.01)	324.64
0173-711-040	1.00	324.65	(0.01)	324.64
0173-711-050	1.00	324.65	(0.01)	324.64
0173-711-060	1.00	324.65	(0.01)	324.64
0173-711-070	1.00	324.65	(0.01)	324.64
0173-711-080	1.00	324.65	(0.01)	324.64
0173-711-090	1.00	324.65	(0.01)	324.64
0173-712-010	1.00	324.65	(0.01)	324.64
0173-712-020	1.00	324.65	(0.01)	324.64
0173-712-030	1.00	324.65	(0.01)	324.64
0173-712-040	1.00	324.65	(0.01)	324.64
0173-712-050	1.00	324.65	(0.01)	324.64
0173-712-060	1.00	324.65	(0.01)	324.64
0173-712-070	1.00	324.65	(0.01)	324.64
0173-712-080	1.00	324.65	(0.01)	324.64
0173-712-090	1.00	324.65	(0.01)	324.64
0173-712-100	1.00	324.65	(0.01)	324.64
0173-712-110	1.00	324.65	(0.01)	324.64
0173-712-120	1.00	324.65	(0.01)	324.64
0173-712-130	1.00	324.65	(0.01)	324.64
0173-712-140	1.00	324.65	(0.01)	324.64
0173-712-150	1.00	324.65	(0.01)	324.64
0173-712-160	1.00	324.65	(0.01)	324.64
0173-712-170	1.00	324.65	(0.01)	324.64
0173-712-180	1.00	324.65	(0.01)	324.64
0173-712-190	1.00	324.65	(0.01)	324.64
0173-712-200	1.00	324.65	(0.01)	324.64
0173-712-210	1.00	324.65	(0.01)	324.64
0173-712-220	1.00	324.65	(0.01)	324.64
0173-712-230	1.00	324.65	(0.01)	324.64
0173-712-240	1.00	324.65	(0.01)	324.64
0173-712-250	1.00	324.65	(0.01)	324.64
0173-712-260	1.00	324.65	(0.01)	324.64

Slight variances may occur due to rounding

Copyright © 2013 by NBS

City of Suisun City
Lawler Ranch Maintenance Assessment District
Assessment Roll for Fiscal Year 2024/25

Account Number	EDU	Levy	Rounding Adjustment	Grand Total
0173-712-270	1.00	324.65	(0.01)	324.64
0173-713-010	1.00	324.65	(0.01)	324.64
0173-713-020	1.00	324.65	(0.01)	324.64
0173-713-030	1.00	324.65	(0.01)	324.64
0173-713-040	1.00	324.65	(0.01)	324.64
0173-713-050	1.00	324.65	(0.01)	324.64
0173-713-060	1.00	324.65	(0.01)	324.64
0173-713-070	1.00	324.65	(0.01)	324.64
0173-713-080	1.00	324.65	(0.01)	324.64
0173-713-090	1.00	324.65	(0.01)	324.64
0173-713-100	1.00	324.65	(0.01)	324.64
0173-713-110	1.00	324.65	(0.01)	324.64
0173-713-120	1.00	324.65	(0.01)	324.64
0173-713-130	1.00	324.65	(0.01)	324.64
0173-713-140	1.00	324.65	(0.01)	324.64
0173-713-150	1.00	324.65	(0.01)	324.64
0173-713-160	1.00	324.65	(0.01)	324.64
0173-721-010	1.00	324.65	(0.01)	324.64
0173-721-020	1.00	324.65	(0.01)	324.64
0173-721-030	1.00	324.65	(0.01)	324.64
0173-721-040	1.00	324.65	(0.01)	324.64
0173-721-050	1.00	324.65	(0.01)	324.64
0173-721-060	1.00	324.65	(0.01)	324.64
0173-721-070	1.00	324.65	(0.01)	324.64
0173-721-080	1.00	324.65	(0.01)	324.64
0173-721-090	1.00	324.65	(0.01)	324.64
0173-721-100	1.00	324.65	(0.01)	324.64
0173-721-110	1.00	324.65	(0.01)	324.64
0173-721-120	1.00	324.65	(0.01)	324.64
0173-721-130	1.00	324.65	(0.01)	324.64
0173-721-140	1.00	324.65	(0.01)	324.64
0173-721-150	1.00	324.65	(0.01)	324.64
0173-721-160	1.00	324.65	(0.01)	324.64
0173-721-170	1.00	324.65	(0.01)	324.64
0173-721-180	1.00	324.65	(0.01)	324.64
0173-721-190	1.00	324.65	(0.01)	324.64
0173-721-200	1.00	324.65	(0.01)	324.64
0173-721-210	1.00	324.65	(0.01)	324.64
0173-721-220	1.00	324.65	(0.01)	324.64
0173-721-230	1.00	324.65	(0.01)	324.64
0173-721-240	1.00	324.65	(0.01)	324.64
0173-722-050	1.00	324.65	(0.01)	324.64

Slight variances may occur due to rounding

Copyright © 2013 by NBS

City of Suisun City
Lawler Ranch Maintenance Assessment District
Assessment Roll for Fiscal Year 2024/25

Account Number	EDU	Levy	Rounding Adjustment	Grand Total
0173-722-060	1.00	324.65	(0.01)	324.64
0173-722-070	1.00	324.65	(0.01)	324.64
0173-722-080	1.00	324.65	(0.01)	324.64
0173-722-090	1.00	324.65	(0.01)	324.64
0173-722-100	1.00	324.65	(0.01)	324.64
0173-722-110	1.00	324.65	(0.01)	324.64
0173-722-120	1.00	324.65	(0.01)	324.64
0173-722-130	1.00	324.65	(0.01)	324.64
0173-722-140	1.00	324.65	(0.01)	324.64
0173-722-150	1.00	324.65	(0.01)	324.64
0173-722-160	1.00	324.65	(0.01)	324.64
0173-722-170	1.00	324.65	(0.01)	324.64
0173-781-010	1.00	324.65	(0.01)	324.64
0173-781-020	1.00	324.65	(0.01)	324.64
0173-781-030	1.00	324.65	(0.01)	324.64
0173-781-040	1.00	324.65	(0.01)	324.64
0173-781-050	1.00	324.65	(0.01)	324.64
0173-781-060	1.00	324.65	(0.01)	324.64
0173-781-070	1.00	324.65	(0.01)	324.64
0173-781-080	1.00	324.65	(0.01)	324.64
0173-781-090	1.00	324.65	(0.01)	324.64
0173-781-100	1.00	324.65	(0.01)	324.64
0173-781-110	1.00	324.65	(0.01)	324.64
0173-781-120	1.00	324.65	(0.01)	324.64
0173-781-130	1.00	324.65	(0.01)	324.64
0173-781-140	1.00	324.65	(0.01)	324.64
0173-781-150	1.00	324.65	(0.01)	324.64
0173-781-160	1.00	324.65	(0.01)	324.64
0173-781-170	1.00	324.65	(0.01)	324.64
0173-781-180	1.00	324.65	(0.01)	324.64
0173-781-190	1.00	324.65	(0.01)	324.64
0173-781-200	1.00	324.65	(0.01)	324.64
0173-781-210	1.00	324.65	(0.01)	324.64
0173-781-220	1.00	324.65	(0.01)	324.64
0173-781-230	1.00	324.65	(0.01)	324.64
0173-781-240	1.00	324.65	(0.01)	324.64
0173-781-250	1.00	324.65	(0.01)	324.64
0173-781-260	1.00	324.65	(0.01)	324.64
0173-781-270	1.00	324.65	(0.01)	324.64
0173-781-280	1.00	324.65	(0.01)	324.64
0173-781-290	1.00	324.65	(0.01)	324.64
0173-781-300	1.00	324.65	(0.01)	324.64

Slight variances may occur due to rounding

Copyright © 2013 by NBS

City of Suisun City
Lawler Ranch Maintenance Assessment District
Assessment Roll for Fiscal Year 2024/25

Account Number	EDU	Levy	Rounding Adjustment	Grand Total
0173-781-310	1.00	324.65	(0.01)	324.64
0173-781-320	1.00	324.65	(0.01)	324.64
0173-781-330	1.00	324.65	(0.01)	324.64
0173-781-340	1.00	324.65	(0.01)	324.64
0173-782-010	1.00	324.65	(0.01)	324.64
0173-782-020	1.00	324.65	(0.01)	324.64
0173-782-030	1.00	324.65	(0.01)	324.64
0173-782-040	1.00	324.65	(0.01)	324.64
0173-782-050	1.00	324.65	(0.01)	324.64
0173-782-060	1.00	324.65	(0.01)	324.64
0173-782-070	1.00	324.65	(0.01)	324.64
0173-782-080	1.00	324.65	(0.01)	324.64
0173-782-090	1.00	324.65	(0.01)	324.64
0173-782-100	1.00	324.65	(0.01)	324.64
0173-782-110	1.00	324.65	(0.01)	324.64
0173-782-120	1.00	324.65	(0.01)	324.64
0173-782-130	1.00	324.65	(0.01)	324.64
0173-782-140	1.00	324.65	(0.01)	324.64
0173-782-150	1.00	324.65	(0.01)	324.64
0173-782-160	1.00	324.65	(0.01)	324.64
0173-782-170	1.00	324.65	(0.01)	324.64
0173-782-180	1.00	324.65	(0.01)	324.64
0173-782-190	1.00	324.65	(0.01)	324.64
0173-782-200	1.00	324.65	(0.01)	324.64
0173-782-210	1.00	324.65	(0.01)	324.64
0173-782-220	1.00	324.65	(0.01)	324.64
0173-782-230	1.00	324.65	(0.01)	324.64
0173-782-240	1.00	324.65	(0.01)	324.64
0173-790-010	1.00	324.65	(0.01)	324.64
0173-790-020	1.00	324.65	(0.01)	324.64
0173-790-030	1.00	324.65	(0.01)	324.64
0173-790-040	1.00	324.65	(0.01)	324.64
0173-790-050	1.00	324.65	(0.01)	324.64
0173-790-060	1.00	324.65	(0.01)	324.64
0173-790-070	1.00	324.65	(0.01)	324.64
0173-790-080	1.00	324.65	(0.01)	324.64
0173-790-090	1.00	324.65	(0.01)	324.64
0173-790-100	1.00	324.65	(0.01)	324.64
0173-790-110	1.00	324.65	(0.01)	324.64
0173-790-120	1.00	324.65	(0.01)	324.64
0173-790-130	1.00	324.65	(0.01)	324.64
0173-790-140	1.00	324.65	(0.01)	324.64

Slight variances may occur due to rounding

Copyright © 2013 by NBS

City of Suisun City
Lawler Ranch Maintenance Assessment District
Assessment Roll for Fiscal Year 2024/25

Account Number	EDU	Levy	Rounding Adjustment	Grand Total
0173-790-150	1.00	324.65	(0.01)	324.64
0173-790-160	1.00	324.65	(0.01)	324.64
0173-790-170	1.00	324.65	(0.01)	324.64
0173-790-180	1.00	324.65	(0.01)	324.64
0173-790-190	1.00	324.65	(0.01)	324.64
0173-790-200	1.00	324.65	(0.01)	324.64
0173-790-210	1.00	324.65	(0.01)	324.64
0173-790-220	1.00	324.65	(0.01)	324.64
0173-790-230	1.00	324.65	(0.01)	324.64
0173-790-240	1.00	324.65	(0.01)	324.64
0173-790-250	1.00	324.65	(0.01)	324.64
0173-790-260	1.00	324.65	(0.01)	324.64
0173-790-270	1.00	324.65	(0.01)	324.64
0173-790-280	1.00	324.65	(0.01)	324.64
0173-790-290	1.00	324.65	(0.01)	324.64
0173-790-300	1.00	324.65	(0.01)	324.64
0173-790-310	1.00	324.65	(0.01)	324.64
0173-790-320	1.00	324.65	(0.01)	324.64
0173-790-330	1.00	324.65	(0.01)	324.64
0173-790-340	1.00	324.65	(0.01)	324.64
0173-790-350	1.00	324.65	(0.01)	324.64
0173-790-360	1.00	324.65	(0.01)	324.64
0173-790-370	1.00	324.65	(0.01)	324.64
0173-790-380	1.00	324.65	(0.01)	324.64
0173-790-390	1.00	324.65	(0.01)	324.64
0173-790-400	1.00	324.65	(0.01)	324.64
0173-790-410	1.00	324.65	(0.01)	324.64
0173-790-420	1.00	324.65	(0.01)	324.64
0173-790-430	1.00	324.65	(0.01)	324.64
0173-790-440	1.00	324.65	(0.01)	324.64
0173-790-450	1.00	324.65	(0.01)	324.64
0173-801-010	1.00	324.65	(0.01)	324.64
0173-801-020	1.00	324.65	(0.01)	324.64
0173-801-030	1.00	324.65	(0.01)	324.64
0173-801-040	1.00	324.65	(0.01)	324.64
0173-801-050	1.00	324.65	(0.01)	324.64
0173-801-060	1.00	324.65	(0.01)	324.64
0173-801-070	1.00	324.65	(0.01)	324.64
0173-801-080	1.00	324.65	(0.01)	324.64
0173-801-090	1.00	324.65	(0.01)	324.64
0173-801-100	1.00	324.65	(0.01)	324.64
0173-801-110	1.00	324.65	(0.01)	324.64

Slight variances may occur due to rounding

Copyright © 2013 by NBS

City of Suisun City
Lawler Ranch Maintenance Assessment District
Assessment Roll for Fiscal Year 2024/25

Account Number	EDU	Levy	Rounding Adjustment	Grand Total
0173-801-120	1.00	324.65	(0.01)	324.64
0173-801-130	1.00	324.65	(0.01)	324.64
0173-801-140	1.00	324.65	(0.01)	324.64
0173-801-150	1.00	324.65	(0.01)	324.64
0173-801-160	1.00	324.65	(0.01)	324.64
0173-801-170	1.00	324.65	(0.01)	324.64
0173-801-180	1.00	324.65	(0.01)	324.64
0173-801-190	1.00	324.65	(0.01)	324.64
0173-801-200	1.00	324.65	(0.01)	324.64
0173-801-210	1.00	324.65	(0.01)	324.64
0173-801-220	1.00	324.65	(0.01)	324.64
0173-802-010	1.00	324.65	(0.01)	324.64
0173-802-020	1.00	324.65	(0.01)	324.64
0173-802-030	1.00	324.65	(0.01)	324.64
0173-802-040	1.00	324.65	(0.01)	324.64
0173-802-050	1.00	324.65	(0.01)	324.64
0173-802-060	1.00	324.65	(0.01)	324.64
0173-802-070	1.00	324.65	(0.01)	324.64
0173-802-080	1.00	324.65	(0.01)	324.64
0173-802-090	1.00	324.65	(0.01)	324.64
0173-802-100	1.00	324.65	(0.01)	324.64
0173-802-110	1.00	324.65	(0.01)	324.64
0173-802-120	1.00	324.65	(0.01)	324.64
0173-803-010	1.00	324.65	(0.01)	324.64
0173-803-020	1.00	324.65	(0.01)	324.64
0173-803-030	1.00	324.65	(0.01)	324.64
0173-803-040	1.00	324.65	(0.01)	324.64
0173-803-050	1.00	324.65	(0.01)	324.64
0173-803-060	1.00	324.65	(0.01)	324.64
0173-803-070	1.00	324.65	(0.01)	324.64
0173-803-080	1.00	324.65	(0.01)	324.64
0173-803-090	1.00	324.65	(0.01)	324.64
0173-803-100	1.00	324.65	(0.01)	324.64
0173-803-110	1.00	324.65	(0.01)	324.64
0173-803-120	1.00	324.65	(0.01)	324.64
0173-803-130	1.00	324.65	(0.01)	324.64
0173-803-140	1.00	324.65	(0.01)	324.64
0173-803-150	1.00	324.65	(0.01)	324.64
0173-803-160	1.00	324.65	(0.01)	324.64
0173-803-170	1.00	324.65	(0.01)	324.64
0173-803-180	1.00	324.65	(0.01)	324.64
0173-803-190	1.00	324.65	(0.01)	324.64

Slight variances may occur due to rounding

Copyright © 2013 by NBS

City of Suisun City
Lawler Ranch Maintenance Assessment District
Assessment Roll for Fiscal Year 2024/25

Account Number	EDU	Levy	Rounding Adjustment	Grand Total
0173-803-200	1.00	324.65	(0.01)	324.64
0173-803-210	1.00	324.65	(0.01)	324.64
0173-803-220	1.00	324.65	(0.01)	324.64
0173-803-230	1.00	324.65	(0.01)	324.64
0173-803-240	1.00	324.65	(0.01)	324.64
0173-804-010	1.00	324.65	(0.01)	324.64
0173-804-020	1.00	324.65	(0.01)	324.64
0173-804-030	1.00	324.65	(0.01)	324.64
0173-804-040	1.00	324.65	(0.01)	324.64
0173-804-050	1.00	324.65	(0.01)	324.64
0173-804-060	1.00	324.65	(0.01)	324.64
0173-804-070	1.00	324.65	(0.01)	324.64
0173-804-080	1.00	324.65	(0.01)	324.64
0173-804-090	1.00	324.65	(0.01)	324.64
0173-804-100	1.00	324.65	(0.01)	324.64
0173-804-110	1.00	324.65	(0.01)	324.64
0173-804-120	1.00	324.65	(0.01)	324.64
0173-804-130	1.00	324.65	(0.01)	324.64
0173-804-140	1.00	324.65	(0.01)	324.64
0173-804-150	1.00	324.65	(0.01)	324.64
0173-804-160	1.00	324.65	(0.01)	324.64
0173-804-170	1.00	324.65	(0.01)	324.64
0173-804-180	1.00	324.65	(0.01)	324.64
0173-804-190	1.00	324.65	(0.01)	324.64
0173-804-200	1.00	324.65	(0.01)	324.64
0173-804-210	1.00	324.65	(0.01)	324.64
0173-805-010	1.00	324.65	(0.01)	324.64
0173-805-020	1.00	324.65	(0.01)	324.64
0173-805-030	1.00	324.65	(0.01)	324.64
0173-805-040	1.00	324.65	(0.01)	324.64
0173-805-050	1.00	324.65	(0.01)	324.64
0173-805-060	1.00	324.65	(0.01)	324.64
0173-805-070	1.00	324.65	(0.01)	324.64
0173-805-080	1.00	324.65	(0.01)	324.64
0173-805-090	1.00	324.65	(0.01)	324.64
0173-805-100	1.00	324.65	(0.01)	324.64
0173-805-110	1.00	324.65	(0.01)	324.64
0173-805-120	1.00	324.65	(0.01)	324.64
0173-805-130	1.00	324.65	(0.01)	324.64
0173-811-010	1.00	324.65	(0.01)	324.64
0173-811-020	1.00	324.65	(0.01)	324.64
0173-811-030	1.50	486.97	(0.01)	486.96

Slight variances may occur due to rounding

Copyright © 2013 by NBS

City of Suisun City
Lawler Ranch Maintenance Assessment District
Assessment Roll for Fiscal Year 2024/25

Account Number	EDU	Levy	Rounding Adjustment	Grand Total
0173-811-040	1.00	324.65	(0.01)	324.64
0173-811-050	1.00	324.65	(0.01)	324.64
0173-811-060	1.00	324.65	(0.01)	324.64
0173-811-070	1.00	324.65	(0.01)	324.64
0173-811-080	1.00	324.65	(0.01)	324.64
0173-811-090	1.00	324.65	(0.01)	324.64
0173-811-100	1.00	324.65	(0.01)	324.64
0173-811-110	1.00	324.65	(0.01)	324.64
0173-811-120	1.00	324.65	(0.01)	324.64
0173-812-010	1.00	324.65	(0.01)	324.64
0173-812-020	1.00	324.65	(0.01)	324.64
0173-812-030	1.00	324.65	(0.01)	324.64
0173-812-040	1.00	324.65	(0.01)	324.64
0173-812-050	1.00	324.65	(0.01)	324.64
0173-812-060	1.00	324.65	(0.01)	324.64
0173-812-070	1.00	324.65	(0.01)	324.64
0173-812-080	1.00	324.65	(0.01)	324.64
0173-812-090	1.00	324.65	(0.01)	324.64
0173-812-100	1.00	324.65	(0.01)	324.64
0173-812-110	1.00	324.65	(0.01)	324.64
0173-812-120	1.00	324.65	(0.01)	324.64
0173-812-130	1.00	324.65	(0.01)	324.64
0173-812-140	1.00	324.65	(0.01)	324.64
0173-812-150	1.00	324.65	(0.01)	324.64
0173-812-160	1.00	324.65	(0.01)	324.64
0173-812-170	1.00	324.65	(0.01)	324.64
0173-812-180	1.00	324.65	(0.01)	324.64
1,245 Accounts	**1,304.25**	**$423,424.71**	**($12.33)**	**$423,412.38**

Slight variances may occur due to rounding

Copyright © 2013 by NBS

City of Suisun City
Marina Village Channel Improvement District
Assessment Roll for Fiscal Year 2024/25

Account Number	Units	Levy	Rounding Adjustment	Grand Total
0032-303-010	1	$1,199.92	$0.00	$1,199.92
0032-303-030	0.9398	1,127.68	0.00	1,127.68
0032-303-040	0.9398	1,127.68	0.00	1,127.68
0032-303-050	0.9398	1,127.68	0.00	1,127.68
0032-303-060	0.9398	1,127.68	0.00	1,127.68
0032-303-070	0.9398	1,127.68	0.00	1,127.68
0032-303-080	1	1,199.92	0.00	1,199.92
0032-303-090	1	1,199.92	0.00	1,199.92
0032-303-100	1	1,199.92	0.00	1,199.92
0032-303-110	0.9398	1,127.68	0.00	1,127.68
0032-303-120	0.9398	1,127.68	0.00	1,127.68
0032-303-130	0.9398	1,127.68	0.00	1,127.68
0032-303-140	0.9398	1,127.68	0.00	1,127.68
0032-303-150	0.9398	1,127.68	0.00	1,127.68
0032-303-160	1	1,199.92	0.00	1,199.92
0032-303-170	1	1,199.92	0.00	1,199.92
0032-303-180	1	1,199.92	0.00	1,199.92
0032-303-190	0.9398	1,127.68	0.00	1,127.68
0032-303-200	0.9398	1,127.68	0.00	1,127.68
0032-303-210	0.9398	1,127.68	0.00	1,127.68
0032-303-220	0.9398	1,127.68	0.00	1,127.68
0032-303-230	0.9398	1,127.68	0.00	1,127.68
0032-303-240	1	1,199.92	0.00	1,199.92
0032-303-250	1	1,199.92	0.00	1,199.92
0032-303-260	1	1,199.92	0.00	1,199.92
0032-303-270	0.9398	1,127.68	0.00	1,127.68
0032-303-280	0.9398	1,127.68	0.00	1,127.68
0032-303-290	0.9398	1,127.68	0.00	1,127.68
0032-303-300	0.9398	1,127.68	0.00	1,127.68
0032-303-310	0.9398	1,127.68	0.00	1,127.68
0032-303-320	1	1,199.92	0.00	1,199.92
0032-303-330	1	1,199.92	0.00	1,199.92
0032-303-340	1	1,199.92	0.00	1,199.92
0032-303-350	0.9398	1,127.68	0.00	1,127.68
0032-303-360	0.9398	1,127.68	0.00	1,127.68
0032-303-370	1	1,199.92	0.00	1,199.92
0032-331-010	0.9398	1,127.68	0.00	1,127.68
0032-331-020	0.9398	1,127.68	0.00	1,127.68
0032-331-030	0.9398	1,127.68	0.00	1,127.68
0032-331-040	1	1,199.92	0.00	1,199.92
0032-331-050	1	1,199.92	0.00	1,199.92
0032-331-060	3.90716	4,688.27	(0.01)	4,688.26

Slight variances may occur due to rounding

Copyright © 2013 by NBS

City of Suisun City
Marina Village Channel Improvement District
Assessment Roll for Fiscal Year 2024/25

Account Number	Units	Levy	Rounding Adjustment	Grand Total
42 Accounts	**43.40216**	**$52,078.99**	**($0.01)**	**$52,078.98**

Slight variances may occur due to rounding

Copyright © 2013 by NBS

City of Suisun City
Montebello Vista Maintenance Assessment District
Assessment Roll for Fiscal Year 2024/25

Account Number	Units	Levy	Rounding Adjustment	Grand Total
0174-231-010	1	$75.00	$0.00	$75.00
0174-231-020	1	75.00	0.00	75.00
0174-231-030	1	75.00	0.00	75.00
0174-231-040	1	75.00	0.00	75.00
0174-231-050	1	75.00	0.00	75.00
0174-231-060	1	75.00	0.00	75.00
0174-231-070	1	75.00	0.00	75.00
0174-231-080	1	75.00	0.00	75.00
0174-231-090	1	75.00	0.00	75.00
0174-231-100	1	75.00	0.00	75.00
0174-231-110	1	75.00	0.00	75.00
0174-231-120	1	75.00	0.00	75.00
0174-231-130	1	75.00	0.00	75.00
0174-231-140	1	75.00	0.00	75.00
0174-231-150	1	75.00	0.00	75.00
0174-231-160	1	75.00	0.00	75.00
0174-231-170	1	75.00	0.00	75.00
0174-231-180	1	75.00	0.00	75.00
0174-231-190	1	75.00	0.00	75.00
0174-231-200	1	75.00	0.00	75.00
0174-231-210	1	75.00	0.00	75.00
0174-231-220	1	75.00	0.00	75.00
0174-231-230	1	75.00	0.00	75.00
0174-231-240	1	75.00	0.00	75.00
0174-231-250	1	75.00	0.00	75.00
0174-231-260	1	75.00	0.00	75.00
0174-231-270	1	75.00	0.00	75.00
0174-231-280	1	75.00	0.00	75.00
0174-232-010	1	75.00	0.00	75.00
0174-232-020	1	75.00	0.00	75.00
0174-232-030	1	75.00	0.00	75.00
0174-232-040	1	75.00	0.00	75.00
0174-232-050	1	75.00	0.00	75.00
0174-232-060	1	75.00	0.00	75.00
0174-232-070	1	75.00	0.00	75.00
0174-232-080	1	75.00	0.00	75.00
0174-232-090	1	75.00	0.00	75.00
0174-232-100	1	75.00	0.00	75.00
0174-232-110	1	75.00	0.00	75.00
0174-232-120	1	75.00	0.00	75.00
0174-232-130	1	75.00	0.00	75.00
0174-232-140	1	75.00	0.00	75.00

Slight variances may occur due to rounding

Copyright © 2013 by NBS

City of Suisun City
Montebello Vista Maintenance Assessment District
Assessment Roll for Fiscal Year 2024/25

Account Number	Units	Levy	Rounding Adjustment	Grand Total
0174-232-150	1	75.00	0.00	75.00
0174-232-160	1	75.00	0.00	75.00
0174-232-170	1	75.00	0.00	75.00
0174-232-180	1	75.00	0.00	75.00
0174-232-190	1	75.00	0.00	75.00
0174-233-010	1	75.00	0.00	75.00
0174-233-020	1	75.00	0.00	75.00
0174-233-030	1	75.00	0.00	75.00
0174-233-040	1	75.00	0.00	75.00
0174-233-050	1	75.00	0.00	75.00
0174-233-060	1	75.00	0.00	75.00
0174-233-070	1	75.00	0.00	75.00
0174-233-080	1	75.00	0.00	75.00
0174-233-090	1	75.00	0.00	75.00
0174-233-100	1	75.00	0.00	75.00
0174-233-110	1	75.00	0.00	75.00
0174-233-120	1	75.00	0.00	75.00
0174-233-130	1	75.00	0.00	75.00
0174-233-140	1	75.00	0.00	75.00
0174-233-150	1	75.00	0.00	75.00
0174-233-160	1	75.00	0.00	75.00
0174-233-170	1	75.00	0.00	75.00
0174-233-180	1	75.00	0.00	75.00
0174-233-190	1	75.00	0.00	75.00
0174-234-010	1	75.00	0.00	75.00
0174-234-020	1	75.00	0.00	75.00
0174-234-030	1	75.00	0.00	75.00
0174-234-040	1	75.00	0.00	75.00
0174-234-050	1	75.00	0.00	75.00
0174-234-060	1	75.00	0.00	75.00
0174-234-070	1	75.00	0.00	75.00
0174-234-080	1	75.00	0.00	75.00
0174-234-090	1	75.00	0.00	75.00
0174-234-100	1	75.00	0.00	75.00
0174-234-110	1	75.00	0.00	75.00
0174-234-120	1	75.00	0.00	75.00
0174-234-130	1	75.00	0.00	75.00
0174-234-140	1	75.00	0.00	75.00
0174-234-150	1	75.00	0.00	75.00
0174-234-160	1	75.00	0.00	75.00
0174-234-170	1	75.00	0.00	75.00
0174-234-180	1	75.00	0.00	75.00

Slight variances may occur due to rounding

Copyright © 2013 by NBS

City of Suisun City
Montebello Vista Maintenance Assessment District
Assessment Roll for Fiscal Year 2024/25

Account Number	Units	Levy	Rounding Adjustment	Grand Total
0174-234-190	1	75.00	0.00	75.00
0174-234-200	1	75.00	0.00	75.00
0174-234-210	1	75.00	0.00	75.00
0174-234-220	1	75.00	0.00	75.00
0174-234-230	1	75.00	0.00	75.00
0174-234-240	1	75.00	0.00	75.00
0174-234-250	1	75.00	0.00	75.00
0174-234-260	1	75.00	0.00	75.00
0174-234-270	1	75.00	0.00	75.00
0174-234-280	1	75.00	0.00	75.00
0174-234-290	1	75.00	0.00	75.00
0174-241-010	1	75.00	0.00	75.00
0174-241-020	1	75.00	0.00	75.00
0174-241-030	1	75.00	0.00	75.00
0174-241-040	1	75.00	0.00	75.00
0174-241-050	1	75.00	0.00	75.00
0174-241-060	1	75.00	0.00	75.00
0174-241-070	1	75.00	0.00	75.00
0174-241-080	1	75.00	0.00	75.00
0174-241-090	1	75.00	0.00	75.00
0174-241-100	1	75.00	0.00	75.00
0174-241-110	1	75.00	0.00	75.00
0174-242-010	1	75.00	0.00	75.00
0174-242-020	1	75.00	0.00	75.00
0174-242-030	1	75.00	0.00	75.00
0174-242-040	1	75.00	0.00	75.00
0174-242-050	1	75.00	0.00	75.00
0174-242-060	1	75.00	0.00	75.00
0174-242-070	1	75.00	0.00	75.00
0174-242-080	1	75.00	0.00	75.00
0174-242-090	1	75.00	0.00	75.00
0174-242-100	1	75.00	0.00	75.00
0174-242-110	1	75.00	0.00	75.00
0174-242-120	1	75.00	0.00	75.00
0174-242-130	1	75.00	0.00	75.00
0174-242-140	1	75.00	0.00	75.00
0174-243-010	1	75.00	0.00	75.00
0174-243-020	1	75.00	0.00	75.00
0174-243-030	1	75.00	0.00	75.00
0174-243-040	1	75.00	0.00	75.00
0174-243-050	1	75.00	0.00	75.00
0174-243-060	1	75.00	0.00	75.00

Slight variances may occur due to rounding

Copyright © 2013 by NBS

City of Suisun City
Montebello Vista Maintenance Assessment District
Assessment Roll for Fiscal Year 2024/25

Account Number	Units	Levy	Rounding Adjustment	Grand Total
0174-243-070	1	75.00	0.00	75.00
0174-243-080	1	75.00	0.00	75.00
0174-243-090	1	75.00	0.00	75.00
0174-243-100	1	75.00	0.00	75.00
0174-243-110	1	75.00	0.00	75.00
0174-243-120	1	75.00	0.00	75.00
0174-243-130	1	75.00	0.00	75.00
0174-243-140	1	75.00	0.00	75.00
0174-243-150	1	75.00	0.00	75.00
0174-243-160	1	75.00	0.00	75.00
0174-243-170	1	75.00	0.00	75.00
0174-243-180	1	75.00	0.00	75.00
0174-243-190	1	75.00	0.00	75.00
0174-243-200	1	75.00	0.00	75.00
0174-244-010	1	75.00	0.00	75.00
0174-244-020	1	75.00	0.00	75.00
0174-244-030	1	75.00	0.00	75.00
0174-244-040	1	75.00	0.00	75.00
0174-244-050	1	75.00	0.00	75.00
0174-244-060	1	75.00	0.00	75.00
0174-244-070	1	75.00	0.00	75.00
0174-244-080	1	75.00	0.00	75.00
0174-244-090	1	75.00	0.00	75.00
0174-244-100	1	75.00	0.00	75.00
0174-244-110	1	75.00	0.00	75.00
0174-244-120	1	75.00	0.00	75.00
0174-245-010	1	75.00	0.00	75.00
0174-245-020	1	75.00	0.00	75.00
0174-245-030	1	75.00	0.00	75.00
0174-245-040	1	75.00	0.00	75.00
0174-245-050	1	75.00	0.00	75.00
0174-245-060	1	75.00	0.00	75.00
0174-245-070	1	75.00	0.00	75.00
0174-245-080	1	75.00	0.00	75.00
0174-245-090	1	75.00	0.00	75.00
0174-245-100	1	75.00	0.00	75.00
0174-245-110	1	75.00	0.00	75.00
0174-245-120	1	75.00	0.00	75.00
0174-245-130	1	75.00	0.00	75.00
0174-245-140	1	75.00	0.00	75.00
0174-245-150	1	75.00	0.00	75.00
0174-245-160	1	75.00	0.00	75.00

Slight variances may occur due to rounding

Copyright © 2013 by NBS

City of Suisun City
Montebello Vista Maintenance Assessment District
Assessment Roll for Fiscal Year 2024/25

Account Number	Units	Levy	Rounding Adjustment	Grand Total
0174-245-170	1	75.00	0.00	75.00
0174-245-180	1	75.00	0.00	75.00
0174-245-190	1	75.00	0.00	75.00
0174-245-200	1	75.00	0.00	75.00
0174-245-210	1	75.00	0.00	75.00
0174-245-220	1	75.00	0.00	75.00
0174-246-010	1	75.00	0.00	75.00
0174-246-020	1	75.00	0.00	75.00
0174-246-030	1	75.00	0.00	75.00
0174-246-040	1	75.00	0.00	75.00
0174-246-050	1	75.00	0.00	75.00
0174-246-060	1	75.00	0.00	75.00
0174-251-010	1	75.00	0.00	75.00
0174-251-020	1	75.00	0.00	75.00
0174-251-030	1	75.00	0.00	75.00
0174-252-010	1	75.00	0.00	75.00
0174-252-020	1	75.00	0.00	75.00
0174-252-030	1	75.00	0.00	75.00
0174-253-010	1	75.00	0.00	75.00
0174-253-020	1	75.00	0.00	75.00
0174-254-010	1	75.00	0.00	75.00
0174-254-020	1	75.00	0.00	75.00
0174-254-030	1	75.00	0.00	75.00
0174-254-040	1	75.00	0.00	75.00
0174-254-050	1	75.00	0.00	75.00
0174-254-060	1	75.00	0.00	75.00
0174-254-070	1	75.00	0.00	75.00
0174-254-080	1	75.00	0.00	75.00
0174-254-090	1	75.00	0.00	75.00
0174-254-100	1	75.00	0.00	75.00
0174-254-110	1	75.00	0.00	75.00
0174-254-120	1	75.00	0.00	75.00
0174-254-130	1	75.00	0.00	75.00
0174-254-140	1	75.00	0.00	75.00
0174-254-150	1	75.00	0.00	75.00
0174-254-160	1	75.00	0.00	75.00
0174-254-170	1	75.00	0.00	75.00
0174-254-180	1	75.00	0.00	75.00
0174-254-190	1	75.00	0.00	75.00
0174-254-200	1	75.00	0.00	75.00
0174-254-210	1	75.00	0.00	75.00
0174-254-220	1	75.00	0.00	75.00

Slight variances may occur due to rounding

Copyright © 2013 by NBS

City of Suisun City
Montebello Vista Maintenance Assessment District
Assessment Roll for Fiscal Year 2024/25

Account Number	Units	Levy	Rounding Adjustment	Grand Total
0174-254-230	1	75.00	0.00	75.00
0174-254-240	1	75.00	0.00	75.00
0174-254-250	1	75.00	0.00	75.00
0174-254-260	1	75.00	0.00	75.00
0174-254-270	1	75.00	0.00	75.00
0174-254-280	1	75.00	0.00	75.00
0174-255-010	1	75.00	0.00	75.00
0174-255-020	1	75.00	0.00	75.00
0174-255-030	1	75.00	0.00	75.00
0174-255-040	1	75.00	0.00	75.00
0174-255-050	1	75.00	0.00	75.00
0174-255-060	1	75.00	0.00	75.00
0174-255-070	1	75.00	0.00	75.00
0174-255-080	1	75.00	0.00	75.00
0174-255-090	1	75.00	0.00	75.00
0174-255-100	1	75.00	0.00	75.00
0174-255-110	1	75.00	0.00	75.00
0174-255-120	1	75.00	0.00	75.00
0174-255-130	1	75.00	0.00	75.00
0174-255-140	1	75.00	0.00	75.00
0174-255-150	1	75.00	0.00	75.00
0174-255-160	1	75.00	0.00	75.00
0174-281-010	1	75.00	0.00	75.00
0174-281-020	1	75.00	0.00	75.00
0174-281-030	1	75.00	0.00	75.00
0174-281-040	1	75.00	0.00	75.00
0174-281-050	1	75.00	0.00	75.00
0174-281-060	1	75.00	0.00	75.00
0174-281-070	1	75.00	0.00	75.00
0174-281-080	1	75.00	0.00	75.00
0174-281-090	1	75.00	0.00	75.00
0174-281-100	1	75.00	0.00	75.00
0174-281-110	1	75.00	0.00	75.00
0174-281-120	1	75.00	0.00	75.00
0174-282-010	1	75.00	0.00	75.00
0174-282-020	1	75.00	0.00	75.00
0174-282-030	1	75.00	0.00	75.00
0174-282-040	1	75.00	0.00	75.00
0174-282-050	1	75.00	0.00	75.00
0174-282-060	1	75.00	0.00	75.00
0174-282-070	1	75.00	0.00	75.00
0174-282-080	1	75.00	0.00	75.00

Slight variances may occur due to rounding

Copyright © 2013 by NBS

City of Suisun City
Montebello Vista Maintenance Assessment District
Assessment Roll for Fiscal Year 2024/25

Account Number	Units	Levy	Rounding Adjustment	Grand Total
0174-282-090	1	75.00	0.00	75.00
0174-282-100	1	75.00	0.00	75.00
0174-282-110	1	75.00	0.00	75.00
0174-282-120	1	75.00	0.00	75.00
0174-282-130	1	75.00	0.00	75.00
0174-282-140	1	75.00	0.00	75.00
0174-282-150	1	75.00	0.00	75.00
0174-282-160	1	75.00	0.00	75.00
0174-282-170	1	75.00	0.00	75.00
0174-282-180	1	75.00	0.00	75.00
0174-282-190	1	75.00	0.00	75.00
0174-282-200	1	75.00	0.00	75.00
0174-282-210	1	75.00	0.00	75.00
0174-282-220	1	75.00	0.00	75.00
0174-282-230	1	75.00	0.00	75.00
0174-282-240	1	75.00	0.00	75.00
0174-282-250	1	75.00	0.00	75.00
0174-282-260	1	75.00	0.00	75.00
0174-282-270	1	75.00	0.00	75.00
0174-282-280	1	75.00	0.00	75.00
0174-282-290	1	75.00	0.00	75.00
0174-282-300	1	75.00	0.00	75.00
0174-283-010	1	75.00	0.00	75.00
0174-283-020	1	75.00	0.00	75.00
0174-284-010	1	75.00	0.00	75.00
0174-284-020	1	75.00	0.00	75.00
0174-284-030	1	75.00	0.00	75.00
0174-284-040	1	75.00	0.00	75.00
0174-284-050	1	75.00	0.00	75.00
0174-291-010	1	75.00	0.00	75.00
0174-291-020	1	75.00	0.00	75.00
0174-291-030	1	75.00	0.00	75.00
0174-291-040	1	75.00	0.00	75.00
0174-291-050	1	75.00	0.00	75.00
0174-291-060	1	75.00	0.00	75.00
0174-291-070	1	75.00	0.00	75.00
0174-291-080	1	75.00	0.00	75.00
0174-291-090	1	75.00	0.00	75.00
0174-291-100	1	75.00	0.00	75.00
0174-291-110	1	75.00	0.00	75.00
0174-291-120	1	75.00	0.00	75.00
0174-291-130	1	75.00	0.00	75.00

Slight variances may occur due to rounding

Copyright © 2013 by NBS

City of Suisun City
Montebello Vista Maintenance Assessment District
Assessment Roll for Fiscal Year 2024/25

Account Number	Units	Levy	Rounding Adjustment	Grand Total
0174-291-140	1	75.00	0.00	75.00
0174-291-150	1	75.00	0.00	75.00
0174-291-160	1	75.00	0.00	75.00
0174-291-170	1	75.00	0.00	75.00
0174-291-180	1	75.00	0.00	75.00
0174-291-190	1	75.00	0.00	75.00
0174-292-010	1	75.00	0.00	75.00
0174-292-020	1	75.00	0.00	75.00
0174-292-030	1	75.00	0.00	75.00
0174-292-040	1	75.00	0.00	75.00
0174-292-050	1	75.00	0.00	75.00
0174-292-060	1	75.00	0.00	75.00
0174-292-070	1	75.00	0.00	75.00
0174-292-080	1	75.00	0.00	75.00
0174-292-090	1	75.00	0.00	75.00
0174-292-100	1	75.00	0.00	75.00
0174-292-110	1	75.00	0.00	75.00
0174-292-120	1	75.00	0.00	75.00
0174-292-130	1	75.00	0.00	75.00
0174-292-140	1	75.00	0.00	75.00
0174-292-150	1	75.00	0.00	75.00
0174-292-160	1	75.00	0.00	75.00
0174-292-170	1	75.00	0.00	75.00
0174-292-180	1	75.00	0.00	75.00
0174-292-190	1	75.00	0.00	75.00
0174-292-200	1	75.00	0.00	75.00
0174-292-210	1	75.00	0.00	75.00
0174-292-220	1	75.00	0.00	75.00
0174-292-230	1	75.00	0.00	75.00
0174-292-240	1	75.00	0.00	75.00
0174-292-250	1	75.00	0.00	75.00
0174-292-260	1	75.00	0.00	75.00
0174-292-270	1	75.00	0.00	75.00
0174-292-280	1	75.00	0.00	75.00
0174-292-290	1	75.00	0.00	75.00
0174-292-300	1	75.00	0.00	75.00
0174-293-010	1	75.00	0.00	75.00
0174-293-020	1	75.00	0.00	75.00
0174-293-030	1	75.00	0.00	75.00
0174-293-040	1	75.00	0.00	75.00
0174-294-010	1	75.00	0.00	75.00
0174-295-010	1	75.00	0.00	75.00

Slight variances may occur due to rounding

Copyright © 2013 by NBS

City of Suisun City
Montebello Vista Maintenance Assessment District
Assessment Roll for Fiscal Year 2024/25

Account Number	Units	Levy	Rounding Adjustment	Grand Total
0174-295-020	1	75.00	0.00	75.00
0174-295-030	1	75.00	0.00	75.00
0174-295-040	1	75.00	0.00	75.00
0174-295-050	1	75.00	0.00	75.00
0174-295-060	1	75.00	0.00	75.00
0174-295-070	1	75.00	0.00	75.00
0174-295-080	1	75.00	0.00	75.00
0174-301-010	1	75.00	0.00	75.00
0174-301-020	1	75.00	0.00	75.00
0174-301-030	1	75.00	0.00	75.00
0174-302-010	1	75.00	0.00	75.00
0174-302-020	1	75.00	0.00	75.00
0174-302-030	1	75.00	0.00	75.00
0174-302-040	1	75.00	0.00	75.00
0174-302-050	1	75.00	0.00	75.00
0174-302-060	1	75.00	0.00	75.00
0174-302-070	1	75.00	0.00	75.00
0174-302-080	1	75.00	0.00	75.00
0174-302-090	1	75.00	0.00	75.00
0174-302-100	1	75.00	0.00	75.00
0174-303-010	1	75.00	0.00	75.00
0174-303-020	1	75.00	0.00	75.00
0174-303-030	1	75.00	0.00	75.00
0174-303-040	1	75.00	0.00	75.00
0174-303-050	1	75.00	0.00	75.00
0174-303-060	1	75.00	0.00	75.00
0174-303-070	1	75.00	0.00	75.00
0174-303-080	1	75.00	0.00	75.00
0174-303-090	1	75.00	0.00	75.00
0174-303-100	1	75.00	0.00	75.00
0174-303-110	1	75.00	0.00	75.00
0174-303-120	1	75.00	0.00	75.00
0174-303-130	1	75.00	0.00	75.00
0174-303-140	1	75.00	0.00	75.00
0174-303-150	1	75.00	0.00	75.00
0174-303-160	1	75.00	0.00	75.00
0174-303-170	1	75.00	0.00	75.00
0174-303-180	1	75.00	0.00	75.00
0174-303-190	1	75.00	0.00	75.00
0174-303-200	1	75.00	0.00	75.00
0174-303-210	1	75.00	0.00	75.00
0174-303-220	1	75.00	0.00	75.00

Slight variances may occur due to rounding

Copyright © 2013 by NBS

City of Suisun City
Montebello Vista Maintenance Assessment District
Assessment Roll for Fiscal Year 2024/25

Account Number	Units	Levy	Rounding Adjustment	Grand Total
0174-303-230	1	75.00	0.00	75.00
0174-303-240	1	75.00	0.00	75.00
0174-303-250	1	75.00	0.00	75.00
0174-303-260	1	75.00	0.00	75.00
0174-304-010	1	75.00	0.00	75.00
0174-304-020	1	75.00	0.00	75.00
0174-304-030	1	75.00	0.00	75.00
0174-304-040	1	75.00	0.00	75.00
0174-304-050	1	75.00	0.00	75.00
0174-304-060	1	75.00	0.00	75.00
0174-304-070	1	75.00	0.00	75.00
0174-304-080	1	75.00	0.00	75.00
0174-304-090	1	75.00	0.00	75.00
0174-304-100	1	75.00	0.00	75.00
0174-304-110	1	75.00	0.00	75.00
0174-304-120	1	75.00	0.00	75.00
0174-304-130	1	75.00	0.00	75.00
0174-304-140	1	75.00	0.00	75.00
0174-304-150	1	75.00	0.00	75.00
0174-304-160	1	75.00	0.00	75.00
0174-304-170	1	75.00	0.00	75.00
0174-304-180	1	75.00	0.00	75.00
0174-304-190	1	75.00	0.00	75.00
0174-304-200	1	75.00	0.00	75.00
0174-304-210	1	75.00	0.00	75.00
0174-305-010	1	75.00	0.00	75.00
0174-305-020	1	75.00	0.00	75.00
0174-305-030	1	75.00	0.00	75.00
0174-305-040	1	75.00	0.00	75.00
0174-305-050	1	75.00	0.00	75.00
0174-305-060	1	75.00	0.00	75.00
0174-305-070	1	75.00	0.00	75.00
0174-305-080	1	75.00	0.00	75.00
0174-305-090	1	75.00	0.00	75.00
0174-305-100	1	75.00	0.00	75.00
0174-305-110	1	75.00	0.00	75.00
0174-305-120	1	75.00	0.00	75.00
0174-305-130	1	75.00	0.00	75.00
0174-305-140	1	75.00	0.00	75.00
0174-305-150	1	75.00	0.00	75.00
0174-305-160	1	75.00	0.00	75.00
0174-305-170	1	75.00	0.00	75.00

Slight variances may occur due to rounding

Copyright © 2013 by NBS

City of Suisun City
Montebello Vista Maintenance Assessment District
Assessment Roll for Fiscal Year 2024/25

Account Number	Units	Levy	Rounding Adjustment	Grand Total
0174-305-180	1	75.00	0.00	75.00
0174-305-190	1	75.00	0.00	75.00
0174-306-010	1	75.00	0.00	75.00
0174-306-020	1	75.00	0.00	75.00
0174-306-030	1	75.00	0.00	75.00
0174-311-010	1	75.00	0.00	75.00
0174-311-020	1	75.00	0.00	75.00
0174-311-030	1	75.00	0.00	75.00
0174-311-040	1	75.00	0.00	75.00
0174-311-050	1	75.00	0.00	75.00
0174-311-060	1	75.00	0.00	75.00
0174-311-070	1	75.00	0.00	75.00
0174-311-080	1	75.00	0.00	75.00
0174-311-090	1	75.00	0.00	75.00
0174-311-100	1	75.00	0.00	75.00
0174-311-110	1	75.00	0.00	75.00
0174-311-120	1	75.00	0.00	75.00
0174-312-010	1	75.00	0.00	75.00
0174-312-020	1	75.00	0.00	75.00
0174-312-030	1	75.00	0.00	75.00
0174-312-040	1	75.00	0.00	75.00
0174-312-050	1	75.00	0.00	75.00
0174-312-060	1	75.00	0.00	75.00
0174-312-070	1	75.00	0.00	75.00
0174-312-080	1	75.00	0.00	75.00
0174-312-090	1	75.00	0.00	75.00
0174-312-100	1	75.00	0.00	75.00
0174-312-110	1	75.00	0.00	75.00
0174-312-120	1	75.00	0.00	75.00
0174-312-130	1	75.00	0.00	75.00
0174-312-140	1	75.00	0.00	75.00
0174-312-150	1	75.00	0.00	75.00
0174-312-160	1	75.00	0.00	75.00
0174-312-170	1	75.00	0.00	75.00
0174-312-180	1	75.00	0.00	75.00
0174-312-190	1	75.00	0.00	75.00
0174-312-200	1	75.00	0.00	75.00
0174-312-210	1	75.00	0.00	75.00
0174-312-220	1	75.00	0.00	75.00
0174-312-230	1	75.00	0.00	75.00
0174-312-240	1	75.00	0.00	75.00
0174-312-250	1	75.00	0.00	75.00

Slight variances may occur due to rounding

Copyright © 2013 by NBS

City of Suisun City
Montebello Vista Maintenance Assessment District
Assessment Roll for Fiscal Year 2024/25

Account Number	Units	Levy	Rounding Adjustment	Grand Total
0174-313-010	1	75.00	0.00	75.00
0174-313-020	1	75.00	0.00	75.00
0174-313-030	1	75.00	0.00	75.00
0174-313-040	1	75.00	0.00	75.00
0174-313-050	1	75.00	0.00	75.00
0174-313-060	1	75.00	0.00	75.00
0174-313-070	1	75.00	0.00	75.00
0174-313-080	1	75.00	0.00	75.00
0174-313-090	1	75.00	0.00	75.00
0174-313-100	1	75.00	0.00	75.00
0174-313-110	1	75.00	0.00	75.00
0174-313-120	1	75.00	0.00	75.00
0174-314-010	1	75.00	0.00	75.00
0174-314-020	1	75.00	0.00	75.00
0174-314-030	1	75.00	0.00	75.00
0174-314-040	1	75.00	0.00	75.00
0174-314-050	1	75.00	0.00	75.00
0174-314-060	1	75.00	0.00	75.00
0174-314-070	1	75.00	0.00	75.00
0174-314-080	1	75.00	0.00	75.00
0174-314-090	1	75.00	0.00	75.00
0174-314-100	1	75.00	0.00	75.00
0174-314-110	1	75.00	0.00	75.00
0174-314-120	1	75.00	0.00	75.00
486 Accounts	**486**	**$36,450.00**	**$0.00**	**$36,450.00**

Slight variances may occur due to rounding

Copyright © 2013 by NBS

City of Suisun City
Railroad Avenue Maintenance Assessment District
Assessment Roll for Fiscal Year 2024/25

Account Number	Units	Levy	Rounding Adjustment	Grand Total
0038-222-090	1	$4,682.92	$0.00	$4,682.92
0038-222-100	1	4,682.92	0.00	4,682.92
2 Accounts	**2**	**$9,365.84**	**$0.00**	**$9,365.84**

Slight variances may occur due to rounding

Copyright © 2013 by NBS

City of Suisun City
Peterson Ranch Maintenance Assessment District
Assessment Roll for Fiscal Year 2024/25

Account Number	Units	Levy	Rounding Adjustment	Grand Total
0174-361-010	1	$445.73	($0.01)	$445.72
0174-361-020	1	445.73	(0.01)	445.72
0174-361-030	1	445.73	(0.01)	445.72
0174-361-040	1	445.73	(0.01)	445.72
0174-361-050	1	445.73	(0.01)	445.72
0174-361-060	1	445.73	(0.01)	445.72
0174-361-070	1	445.73	(0.01)	445.72
0174-361-080	1	445.73	(0.01)	445.72
0174-361-090	1	445.73	(0.01)	445.72
0174-361-100	1	445.73	(0.01)	445.72
0174-361-110	1	445.73	(0.01)	445.72
0174-361-120	1	445.73	(0.01)	445.72
0174-361-130	1	445.73	(0.01)	445.72
0174-361-140	1	445.73	(0.01)	445.72
0174-361-170	1	445.73	(0.01)	445.72
0174-361-180	1	445.73	(0.01)	445.72
0174-361-190	1	445.73	(0.01)	445.72
0174-361-200	1	445.73	(0.01)	445.72
0174-361-210	1	445.73	(0.01)	445.72
0174-361-220	1	445.73	(0.01)	445.72
0174-361-230	1	445.73	(0.01)	445.72
0174-361-240	1	445.73	(0.01)	445.72
0174-361-250	1	445.73	(0.01)	445.72
0174-361-260	1	445.73	(0.01)	445.72
0174-361-270	1	445.73	(0.01)	445.72
0174-361-280	1	445.73	(0.01)	445.72
0174-361-290	1	445.73	(0.01)	445.72
0174-361-300	1	445.73	(0.01)	445.72
0174-361-310	1	445.73	(0.01)	445.72
0174-361-320	1	445.73	(0.01)	445.72
0174-361-330	1	445.73	(0.01)	445.72
0174-361-340	1	445.73	(0.01)	445.72
0174-361-350	1	445.73	(0.01)	445.72
0174-361-360	1	445.73	(0.01)	445.72
0174-361-370	1	445.73	(0.01)	445.72
0174-361-380	1	445.73	(0.01)	445.72
0174-361-390	1	445.73	(0.01)	445.72
0174-362-010	1	445.73	(0.01)	445.72
0174-362-020	1	445.73	(0.01)	445.72
0174-362-030	1	445.73	(0.01)	445.72
0174-362-040	1	445.73	(0.01)	445.72
0174-362-050	1	445.73	(0.01)	445.72

Slight variances may occur due to rounding

Copyright © 2013 by NBS

City of Suisun City
Peterson Ranch Maintenance Assessment District
Assessment Roll for Fiscal Year 2024/25

Account Number	Units	Levy	Rounding Adjustment	Grand Total
0174-362-060	1	445.73	(0.01)	445.72
0174-362-070	1	445.73	(0.01)	445.72
0174-362-080	1	445.73	(0.01)	445.72
0174-362-090	1	445.73	(0.01)	445.72
0174-362-100	1	445.73	(0.01)	445.72
0174-362-110	1	445.73	(0.01)	445.72
0174-362-120	1	445.73	(0.01)	445.72
0174-362-130	1	445.73	(0.01)	445.72
0174-362-140	1	445.73	(0.01)	445.72
0174-362-150	1	445.73	(0.01)	445.72
0174-362-160	1	445.73	(0.01)	445.72
0174-362-170	1	445.73	(0.01)	445.72
0174-362-180	1	445.73	(0.01)	445.72
0174-362-190	1	445.73	(0.01)	445.72
0174-362-200	1	445.73	(0.01)	445.72
0174-362-210	1	445.73	(0.01)	445.72
0174-362-220	1	445.73	(0.01)	445.72
0174-372-010	1	445.73	(0.01)	445.72
0174-372-020	1	445.73	(0.01)	445.72
0174-372-030	1	445.73	(0.01)	445.72
0174-372-040	1	445.73	(0.01)	445.72
0174-372-050	1	445.73	(0.01)	445.72
0174-372-060	1	445.73	(0.01)	445.72
0174-372-070	1	445.73	(0.01)	445.72
0174-372-080	1	445.73	(0.01)	445.72
0174-372-090	1	445.73	(0.01)	445.72
0174-372-100	1	445.73	(0.01)	445.72
0174-372-110	1	445.73	(0.01)	445.72
0174-372-120	1	445.73	(0.01)	445.72
0174-372-130	1	445.73	(0.01)	445.72
0174-372-140	1	445.73	(0.01)	445.72
0174-372-150	1	445.73	(0.01)	445.72
0174-372-160	1	445.73	(0.01)	445.72
0174-372-170	1	445.73	(0.01)	445.72
0174-372-180	1	445.73	(0.01)	445.72
0174-373-010	1	445.73	(0.01)	445.72
0174-373-020	1	445.73	(0.01)	445.72
0174-373-030	1	445.73	(0.01)	445.72
0174-373-040	1	445.73	(0.01)	445.72
0174-373-050	1	445.73	(0.01)	445.72
0174-373-060	1	445.73	(0.01)	445.72
0174-373-070	1	445.73	(0.01)	445.72

Slight variances may occur due to rounding

Copyright © 2013 by NBS

City of Suisun City
Peterson Ranch Maintenance Assessment District
Assessment Roll for Fiscal Year 2024/25

Account Number	Units	Levy	Rounding Adjustment	Grand Total
0174-373-080	1	445.73	(0.01)	445.72
0174-373-090	1	445.73	(0.01)	445.72
0174-373-100	1	445.73	(0.01)	445.72
0174-373-110	1	445.73	(0.01)	445.72
0174-373-120	1	445.73	(0.01)	445.72
0174-373-130	1	445.73	(0.01)	445.72
0174-373-140	1	445.73	(0.01)	445.72
0174-374-020	1	445.73	(0.01)	445.72
0174-374-030	1	445.73	(0.01)	445.72
0174-374-040	1	445.73	(0.01)	445.72
0174-374-050	1	445.73	(0.01)	445.72
0174-374-060	1	445.73	(0.01)	445.72
0174-374-070	1	445.73	(0.01)	445.72
0174-374-080	1	445.73	(0.01)	445.72
0174-374-090	1	445.73	(0.01)	445.72
0174-374-100	1	445.73	(0.01)	445.72
0174-374-110	1	445.73	(0.01)	445.72
0174-374-120	1	445.73	(0.01)	445.72
0174-374-130	1	445.73	(0.01)	445.72
0174-374-140	1	445.73	(0.01)	445.72
0174-374-150	1	445.73	(0.01)	445.72
0174-374-160	1	445.73	(0.01)	445.72
0174-374-170	1	445.73	(0.01)	445.72
0174-374-180	1	445.73	(0.01)	445.72
0174-374-190	1	445.73	(0.01)	445.72
0174-374-200	1	445.73	(0.01)	445.72
0174-374-210	1	445.73	(0.01)	445.72
0174-374-220	1	445.73	(0.01)	445.72
0174-374-230	1	445.73	(0.01)	445.72
0174-381-010	1	445.73	(0.01)	445.72
0174-381-020	1	445.73	(0.01)	445.72
0174-381-030	1	445.73	(0.01)	445.72
0174-381-040	1	445.73	(0.01)	445.72
0174-381-050	1	445.73	(0.01)	445.72
0174-381-060	1	445.73	(0.01)	445.72
0174-381-070	1	445.73	(0.01)	445.72
0174-381-080	1	445.73	(0.01)	445.72
0174-381-090	1	445.73	(0.01)	445.72
0174-381-100	1	445.73	(0.01)	445.72
0174-381-110	1	445.73	(0.01)	445.72
0174-381-120	1	445.73	(0.01)	445.72
0174-381-130	1	445.73	(0.01)	445.72

Slight variances may occur due to rounding

Copyright © 2013 by NBS

City of Suisun City
Peterson Ranch Maintenance Assessment District
Assessment Roll for Fiscal Year 2024/25

Account Number	Units	Levy	Rounding Adjustment	Grand Total
0174-381-140	1	445.73	(0.01)	445.72
0174-381-150	1	445.73	(0.01)	445.72
0174-381-160	1	445.73	(0.01)	445.72
0174-381-170	1	445.73	(0.01)	445.72
0174-381-180	1	445.73	(0.01)	445.72
0174-381-190	1	445.73	(0.01)	445.72
0174-381-200	1	445.73	(0.01)	445.72
0174-381-210	1	445.73	(0.01)	445.72
0174-381-220	1	445.73	(0.01)	445.72
0174-381-230	1	445.73	(0.01)	445.72
0174-381-240	1	445.73	(0.01)	445.72
0174-382-010	1	445.73	(0.01)	445.72
0174-382-020	1	445.73	(0.01)	445.72
0174-382-030	1	445.73	(0.01)	445.72
0174-382-040	1	445.73	(0.01)	445.72
0174-382-050	1	445.73	(0.01)	445.72
0174-382-060	1	445.73	(0.01)	445.72
0174-382-070	1	445.73	(0.01)	445.72
0174-382-080	1	445.73	(0.01)	445.72
0174-382-090	1	445.73	(0.01)	445.72
0174-382-100	1	445.73	(0.01)	445.72
0174-382-110	1	445.73	(0.01)	445.72
0174-382-120	1	445.73	(0.01)	445.72
0174-382-130	1	445.73	(0.01)	445.72
0174-382-140	1	445.73	(0.01)	445.72
0174-382-150	1	445.73	(0.01)	445.72
0174-382-160	1	445.73	(0.01)	445.72
0174-391-020	1	445.73	(0.01)	445.72
0174-391-030	1	445.73	(0.01)	445.72
0174-391-040	1	445.73	(0.01)	445.72
0174-391-050	1	445.73	(0.01)	445.72
0174-391-060	1	445.73	(0.01)	445.72
0174-391-070	1	445.73	(0.01)	445.72
0174-391-080	1	445.73	(0.01)	445.72
0174-391-090	1	445.73	(0.01)	445.72
0174-391-100	1	445.73	(0.01)	445.72
0174-391-110	1	445.73	(0.01)	445.72
0174-392-010	1	445.73	(0.01)	445.72
0174-392-020	1	445.73	(0.01)	445.72
0174-392-030	1	445.73	(0.01)	445.72
0174-392-040	1	445.73	(0.01)	445.72
0174-392-050	1	445.73	(0.01)	445.72

Slight variances may occur due to rounding

Copyright © 2013 by NBS

City of Suisun City
Peterson Ranch Maintenance Assessment District
Assessment Roll for Fiscal Year 2024/25

Account Number	Units	Levy	Rounding Adjustment	Grand Total
0174-392-060	1	445.73	(0.01)	445.72
0174-392-070	1	445.73	(0.01)	445.72
0174-392-080	1	445.73	(0.01)	445.72
0174-392-090	1	445.73	(0.01)	445.72
0174-392-100	1	445.73	(0.01)	445.72
0174-392-110	1	445.73	(0.01)	445.72
0174-392-120	1	445.73	(0.01)	445.72
0174-392-130	1	445.73	(0.01)	445.72
0174-392-140	1	445.73	(0.01)	445.72
0174-392-150	1	445.73	(0.01)	445.72
0174-392-160	1	445.73	(0.01)	445.72
0174-392-170	1	445.73	(0.01)	445.72
0174-392-180	1	445.73	(0.01)	445.72
0174-393-010	1	445.73	(0.01)	445.72
0174-393-020	1	445.73	(0.01)	445.72
0174-393-030	1	445.73	(0.01)	445.72
0174-393-040	1	445.73	(0.01)	445.72
0174-393-050	1	445.73	(0.01)	445.72
0174-393-060	1	445.73	(0.01)	445.72
0174-393-070	1	445.73	(0.01)	445.72
0174-393-080	1	445.73	(0.01)	445.72
0174-393-090	1	445.73	(0.01)	445.72
0174-393-100	1	445.73	(0.01)	445.72
0174-393-110	1	445.73	(0.01)	445.72
0174-393-120	1	445.73	(0.01)	445.72
0174-393-130	1	445.73	(0.01)	445.72
0174-393-140	1	445.73	(0.01)	445.72
0174-393-150	1	445.73	(0.01)	445.72
0174-393-160	1	445.73	(0.01)	445.72
0174-393-170	1	445.73	(0.01)	445.72
0174-393-180	1	445.73	(0.01)	445.72
0174-393-190	1	445.73	(0.01)	445.72
0174-393-200	1	445.73	(0.01)	445.72
0174-393-210	1	445.73	(0.01)	445.72
0174-394-010	1	445.73	(0.01)	445.72
0174-394-020	1	445.73	(0.01)	445.72
0174-394-030	1	445.73	(0.01)	445.72
0174-394-040	1	445.73	(0.01)	445.72
0174-394-050	1	445.73	(0.01)	445.72
0174-394-060	1	445.73	(0.01)	445.72
0174-394-070	1	445.73	(0.01)	445.72
0174-394-080	1	445.73	(0.01)	445.72

Slight variances may occur due to rounding

Copyright © 2013 by NBS

City of Suisun City
Peterson Ranch Maintenance Assessment District
Assessment Roll for Fiscal Year 2024/25

Account Number	Units	Levy	Rounding Adjustment	Grand Total
0174-394-090	1	445.73	(0.01)	445.72
0174-394-100	1	445.73	(0.01)	445.72
0174-394-110	1	445.73	(0.01)	445.72
0174-394-120	1	445.73	(0.01)	445.72
0174-394-130	1	445.73	(0.01)	445.72
0174-394-140	1	445.73	(0.01)	445.72
0174-401-010	1	445.73	(0.01)	445.72
0174-401-020	1	445.73	(0.01)	445.72
0174-401-030	1	445.73	(0.01)	445.72
0174-401-040	1	445.73	(0.01)	445.72
0174-401-050	1	445.73	(0.01)	445.72
0174-402-010	1	445.73	(0.01)	445.72
0174-402-020	1	445.73	(0.01)	445.72
0174-402-030	1	445.73	(0.01)	445.72
0174-402-040	1	445.73	(0.01)	445.72
0174-402-050	1	445.73	(0.01)	445.72
0174-402-060	1	445.73	(0.01)	445.72
0174-402-070	1	445.73	(0.01)	445.72
0174-402-080	1	445.73	(0.01)	445.72
0174-402-090	1	445.73	(0.01)	445.72
0174-402-100	1	445.73	(0.01)	445.72
0174-402-110	1	445.73	(0.01)	445.72
0174-402-120	1	445.73	(0.01)	445.72
0174-402-130	1	445.73	(0.01)	445.72
0174-402-140	1	445.73	(0.01)	445.72
0174-402-150	1	445.73	(0.01)	445.72
0174-402-160	1	445.73	(0.01)	445.72
0174-402-170	1	445.73	(0.01)	445.72
0174-402-180	1	445.73	(0.01)	445.72
0174-402-190	1	445.73	(0.01)	445.72
0174-402-200	1	445.73	(0.01)	445.72
0174-402-210	1	445.73	(0.01)	445.72
0174-402-220	1	445.73	(0.01)	445.72
0174-402-230	1	445.73	(0.01)	445.72
0174-402-240	1	445.73	(0.01)	445.72
0174-402-250	1	445.73	(0.01)	445.72
0174-402-260	1	445.73	(0.01)	445.72
0174-402-270	1	445.73	(0.01)	445.72
0174-403-010	1	445.73	(0.01)	445.72
0174-403-020	1	445.73	(0.01)	445.72
0174-403-030	1	445.73	(0.01)	445.72
0174-403-040	1	445.73	(0.01)	445.72

Slight variances may occur due to rounding

Copyright © 2013 by NBS

City of Suisun City
Peterson Ranch Maintenance Assessment District
Assessment Roll for Fiscal Year 2024/25

Account Number	Units	Levy	Rounding Adjustment	Grand Total
0174-403-050	1	445.73	(0.01)	445.72
0174-403-060	1	445.73	(0.01)	445.72
0174-403-070	1	445.73	(0.01)	445.72
0174-403-080	1	445.73	(0.01)	445.72
0174-403-090	1	445.73	(0.01)	445.72
0174-403-100	1	445.73	(0.01)	445.72
0174-403-110	1	445.73	(0.01)	445.72
0174-403-120	1	445.73	(0.01)	445.72
0174-403-130	1	445.73	(0.01)	445.72
0174-403-140	1	445.73	(0.01)	445.72
0174-404-010	1	445.73	(0.01)	445.72
0174-404-020	1	445.73	(0.01)	445.72
0174-404-030	1	445.73	(0.01)	445.72
0174-404-040	1	445.73	(0.01)	445.72
0174-404-050	1	445.73	(0.01)	445.72
0174-404-060	1	445.73	(0.01)	445.72
0174-404-070	1	445.73	(0.01)	445.72
0174-404-080	1	445.73	(0.01)	445.72
0174-404-090	1	445.73	(0.01)	445.72
0174-404-100	1	445.73	(0.01)	445.72
0174-404-110	1	445.73	(0.01)	445.72
0174-404-120	1	445.73	(0.01)	445.72
0174-405-010	1	445.73	(0.01)	445.72
0174-405-020	1	445.73	(0.01)	445.72
0174-405-030	1	445.73	(0.01)	445.72
0174-405-040	1	445.73	(0.01)	445.72
0174-405-050	1	445.73	(0.01)	445.72
0174-405-060	1	445.73	(0.01)	445.72
0174-405-070	1	445.73	(0.01)	445.72
0174-405-080	1	445.73	(0.01)	445.72
0174-405-090	1	445.73	(0.01)	445.72
0174-405-100	1	445.73	(0.01)	445.72
0174-405-110	1	445.73	(0.01)	445.72
0174-405-120	1	445.73	(0.01)	445.72
0174-406-010	1	445.73	(0.01)	445.72
0174-406-020	1	445.73	(0.01)	445.72
0174-406-030	1	445.73	(0.01)	445.72
0174-406-040	1	445.73	(0.01)	445.72
0174-406-050	1	445.73	(0.01)	445.72
0174-406-060	1	445.73	(0.01)	445.72
0174-406-070	1	445.73	(0.01)	445.72
0174-406-080	1	445.73	(0.01)	445.72

Slight variances may occur due to rounding

Copyright © 2013 by NBS

City of Suisun City
Peterson Ranch Maintenance Assessment District
Assessment Roll for Fiscal Year 2024/25

Account Number	Units	Levy	Rounding Adjustment	Grand Total
0174-406-090	1	445.73	(0.01)	445.72
0174-431-020	1	445.73	(0.01)	445.72
0174-431-030	1	445.73	(0.01)	445.72
0174-431-040	1	445.73	(0.01)	445.72
0174-431-050	1	445.73	(0.01)	445.72
0174-431-060	1	445.73	(0.01)	445.72
0174-431-070	1	445.73	(0.01)	445.72
0174-431-080	1	445.73	(0.01)	445.72
0174-431-090	1	445.73	(0.01)	445.72
0174-431-100	1	445.73	(0.01)	445.72
0174-431-110	1	445.73	(0.01)	445.72
0174-431-120	1	445.73	(0.01)	445.72
0174-431-130	1	445.73	(0.01)	445.72
0174-432-010	1	445.73	(0.01)	445.72
0174-432-020	1	445.73	(0.01)	445.72
0174-432-030	1	445.73	(0.01)	445.72
0174-432-040	1	445.73	(0.01)	445.72
0174-432-050	1	445.73	(0.01)	445.72
0174-432-060	1	445.73	(0.01)	445.72
0174-432-070	1	445.73	(0.01)	445.72
0174-432-080	1	445.73	(0.01)	445.72
0174-432-090	1	445.73	(0.01)	445.72
0174-432-100	1	445.73	(0.01)	445.72
0174-432-110	1	445.73	(0.01)	445.72
0174-432-120	1	445.73	(0.01)	445.72
0174-432-130	1	445.73	(0.01)	445.72
0174-432-140	1	445.73	(0.01)	445.72
0174-432-150	1	445.73	(0.01)	445.72
0174-432-160	1	445.73	(0.01)	445.72
0174-432-170	1	445.73	(0.01)	445.72
0174-432-180	1	445.73	(0.01)	445.72
0174-432-190	1	445.73	(0.01)	445.72
0174-432-200	1	445.73	(0.01)	445.72
0174-461-010	1	445.73	(0.01)	445.72
0174-461-020	1	445.73	(0.01)	445.72
0174-461-030	1	445.73	(0.01)	445.72
0174-461-040	1	445.73	(0.01)	445.72
0174-461-050	1	445.73	(0.01)	445.72
0174-461-060	1	445.73	(0.01)	445.72
0174-461-070	1	445.73	(0.01)	445.72
0174-461-080	1	445.73	(0.01)	445.72
0174-461-090	1	445.73	(0.01)	445.72

Slight variances may occur due to rounding

Copyright © 2013 by NBS

City of Suisun City
Peterson Ranch Maintenance Assessment District
Assessment Roll for Fiscal Year 2024/25

Account Number	Units	Levy	Rounding Adjustment	Grand Total
0174-461-100	1	445.73	(0.01)	445.72
0174-461-110	1	445.73	(0.01)	445.72
0174-461-120	1	445.73	(0.01)	445.72
0174-461-130	1	445.73	(0.01)	445.72
0174-461-140	1	445.73	(0.01)	445.72
0174-461-150	1	445.73	(0.01)	445.72
0174-461-160	1	445.73	(0.01)	445.72
0174-461-170	1	445.73	(0.01)	445.72
0174-461-180	1	445.73	(0.01)	445.72
0174-461-190	1	445.73	(0.01)	445.72
0174-461-200	1	445.73	(0.01)	445.72
0174-461-210	1	445.73	(0.01)	445.72
0174-461-220	1	445.73	(0.01)	445.72
0174-461-230	1	445.73	(0.01)	445.72
0174-461-240	1	445.73	(0.01)	445.72
0174-461-250	1	445.73	(0.01)	445.72
0174-461-260	1	445.73	(0.01)	445.72
0174-461-270	1	445.73	(0.01)	445.72
0174-461-280	1	445.73	(0.01)	445.72
0174-461-290	1	445.73	(0.01)	445.72
0174-461-300	1	445.73	(0.01)	445.72
0174-461-310	1	445.73	(0.01)	445.72
0174-461-320	1	445.73	(0.01)	445.72
0174-461-330	1	445.73	(0.01)	445.72
0174-461-340	1	445.73	(0.01)	445.72
0174-462-010	1	445.73	(0.01)	445.72
0174-462-020	1	445.73	(0.01)	445.72
0174-462-030	1	445.73	(0.01)	445.72
0174-462-040	1	445.73	(0.01)	445.72
0174-462-050	1	445.73	(0.01)	445.72
0174-462-060	1	445.73	(0.01)	445.72
0174-462-070	1	445.73	(0.01)	445.72
0174-462-080	1	445.73	(0.01)	445.72
0174-462-090	1	445.73	(0.01)	445.72
0174-462-100	1	445.73	(0.01)	445.72
0174-462-110	1	445.73	(0.01)	445.72
0174-462-120	1	445.73	(0.01)	445.72
0174-462-130	1	445.73	(0.01)	445.72
0174-462-140	1	445.73	(0.01)	445.72
0174-471-010	1	445.73	(0.01)	445.72
0174-471-020	1	445.73	(0.01)	445.72
0174-471-030	1	445.73	(0.01)	445.72

Slight variances may occur due to rounding

Copyright © 2013 by NBS

City of Suisun City
Peterson Ranch Maintenance Assessment District
Assessment Roll for Fiscal Year 2024/25

Account Number	Units	Levy	Rounding Adjustment	Grand Total
0174-471-040	1	445.73	(0.01)	445.72
0174-471-050	1	445.73	(0.01)	445.72
0174-472-020	1	445.73	(0.01)	445.72
0174-472-030	1	445.73	(0.01)	445.72
0174-472-040	1	445.73	(0.01)	445.72
0174-472-050	1	445.73	(0.01)	445.72
0174-472-060	1	445.73	(0.01)	445.72
0174-472-070	1	445.73	(0.01)	445.72
0174-472-080	1	445.73	(0.01)	445.72
0174-472-090	1	445.73	(0.01)	445.72
0174-472-100	1	445.73	(0.01)	445.72
0174-472-110	1	445.73	(0.01)	445.72
0174-472-120	1	445.73	(0.01)	445.72
0174-472-130	1	445.73	(0.01)	445.72
0174-472-140	1	445.73	(0.01)	445.72
0174-472-150	1	445.73	(0.01)	445.72
0174-472-160	1	445.73	(0.01)	445.72
0174-472-170	1	445.73	(0.01)	445.72
0174-472-180	1	445.73	(0.01)	445.72
0174-472-190	1	445.73	(0.01)	445.72
0174-472-200	1	445.73	(0.01)	445.72
0174-472-210	1	445.73	(0.01)	445.72
0174-473-010	1	445.73	(0.01)	445.72
0174-473-020	1	445.73	(0.01)	445.72
0174-473-030	1	445.73	(0.01)	445.72
0174-473-040	1	445.73	(0.01)	445.72
0174-473-050	1	445.73	(0.01)	445.72
0174-473-060	1	445.73	(0.01)	445.72
0174-473-070	1	445.73	(0.01)	445.72
0174-473-080	1	445.73	(0.01)	445.72
0174-473-090	1	445.73	(0.01)	445.72
0174-473-100	1	445.73	(0.01)	445.72
0174-473-110	1	445.73	(0.01)	445.72
0174-473-120	1	445.73	(0.01)	445.72
0174-473-130	1	445.73	(0.01)	445.72
0174-473-140	1	445.73	(0.01)	445.72
0174-481-010	1	445.73	(0.01)	445.72
0174-481-020	1	445.73	(0.01)	445.72
0174-481-030	1	445.73	(0.01)	445.72
0174-481-040	1	445.73	(0.01)	445.72
0174-481-050	1	445.73	(0.01)	445.72
0174-481-060	1	445.73	(0.01)	445.72

Slight variances may occur due to rounding

Copyright © 2013 by NBS

City of Suisun City
Peterson Ranch Maintenance Assessment District
Assessment Roll for Fiscal Year 2024/25

Account Number	Units	Levy	Rounding Adjustment	Grand Total
0174-481-070	1	445.73	(0.01)	445.72
0174-481-080	1	445.73	(0.01)	445.72
0174-481-090	1	445.73	(0.01)	445.72
0174-481-100	1	445.73	(0.01)	445.72
0174-481-110	1	445.73	(0.01)	445.72
0174-481-120	1	445.73	(0.01)	445.72
0174-481-130	1	445.73	(0.01)	445.72
0174-481-140	1	445.73	(0.01)	445.72
0174-481-150	1	445.73	(0.01)	445.72
0174-481-160	1	445.73	(0.01)	445.72
0174-481-170	1	445.73	(0.01)	445.72
0174-481-180	1	445.73	(0.01)	445.72
0174-481-190	1	445.73	(0.01)	445.72
0174-481-200	1	445.73	(0.01)	445.72
0174-481-210	1	445.73	(0.01)	445.72
0174-481-220	1	445.73	(0.01)	445.72
0174-481-230	1	445.73	(0.01)	445.72
0174-481-240	1	445.73	(0.01)	445.72
0174-481-250	1	445.73	(0.01)	445.72
0174-481-260	1	445.73	(0.01)	445.72
0174-482-010	1	445.73	(0.01)	445.72
0174-482-020	1	445.73	(0.01)	445.72
0174-482-030	1	445.73	(0.01)	445.72
0174-482-040	1	445.73	(0.01)	445.72
0174-482-050	1	445.73	(0.01)	445.72
0174-482-060	1	445.73	(0.01)	445.72
0174-482-070	1	445.73	(0.01)	445.72
0174-482-080	1	445.73	(0.01)	445.72
0174-482-090	1	445.73	(0.01)	445.72
0174-482-100	1	445.73	(0.01)	445.72
0174-482-110	1	445.73	(0.01)	445.72
0174-482-120	1	445.73	(0.01)	445.72
0174-482-130	1	445.73	(0.01)	445.72
0174-482-140	1	445.73	(0.01)	445.72
0174-482-150	1	445.73	(0.01)	445.72
0174-482-160	1	445.73	(0.01)	445.72
0174-482-170	1	445.73	(0.01)	445.72
0174-482-180	1	445.73	(0.01)	445.72
0174-482-190	1	445.73	(0.01)	445.72
0174-482-200	1	445.73	(0.01)	445.72
0174-491-010	1	445.73	(0.01)	445.72
0174-491-020	1	445.73	(0.01)	445.72

Slight variances may occur due to rounding

Copyright © 2013 by NBS

City of Suisun City
Peterson Ranch Maintenance Assessment District
Assessment Roll for Fiscal Year 2024/25

Account Number	Units	Levy	Rounding Adjustment	Grand Total
0174-491-030	1	445.73	(0.01)	445.72
0174-491-040	1	445.73	(0.01)	445.72
0174-491-050	1	445.73	(0.01)	445.72
0174-491-060	1	445.73	(0.01)	445.72
0174-491-070	1	445.73	(0.01)	445.72
0174-491-080	1	445.73	(0.01)	445.72
0174-491-090	1	445.73	(0.01)	445.72
0174-491-100	1	445.73	(0.01)	445.72
0174-491-110	1	445.73	(0.01)	445.72
0174-491-120	1	445.73	(0.01)	445.72
0174-491-130	1	445.73	(0.01)	445.72
0174-491-140	1	445.73	(0.01)	445.72
0174-491-150	1	445.73	(0.01)	445.72
0174-491-160	1	445.73	(0.01)	445.72
0174-491-170	1	445.73	(0.01)	445.72
0174-491-190	1	445.73	(0.01)	445.72
0174-491-200	1	445.73	(0.01)	445.72
0174-491-210	1	445.73	(0.01)	445.72
0174-491-220	1	445.73	(0.01)	445.72
0174-491-230	1	445.73	(0.01)	445.72
0174-491-240	1	445.73	(0.01)	445.72
0174-491-250	1	445.73	(0.01)	445.72
0174-491-260	1	445.73	(0.01)	445.72
0174-491-270	1	445.73	(0.01)	445.72
0174-491-280	1	445.73	(0.01)	445.72
0174-491-290	1	445.73	(0.01)	445.72
0174-491-300	1	445.73	(0.01)	445.72
0174-491-310	1	445.73	(0.01)	445.72
0174-491-320	1	445.73	(0.01)	445.72
0174-492-010	1	445.73	(0.01)	445.72
0174-492-020	1	445.73	(0.01)	445.72
0174-492-030	1	445.73	(0.01)	445.72
0174-492-040	1	445.73	(0.01)	445.72
0174-492-050	1	445.73	(0.01)	445.72
0174-492-060	1	445.73	(0.01)	445.72
0174-492-070	1	445.73	(0.01)	445.72
0174-492-080	1	445.73	(0.01)	445.72
0174-501-010	1	445.73	(0.01)	445.72
0174-501-020	1	445.73	(0.01)	445.72
0174-501-030	1	445.73	(0.01)	445.72
0174-501-040	1	445.73	(0.01)	445.72
0174-501-050	1	445.73	(0.01)	445.72

Slight variances may occur due to rounding

Copyright © 2013 by NBS

City of Suisun City
Peterson Ranch Maintenance Assessment District
Assessment Roll for Fiscal Year 2024/25

Account Number	Units	Levy	Rounding Adjustment	Grand Total
0174-501-060	1	445.73	(0.01)	445.72
0174-501-070	1	445.73	(0.01)	445.72
0174-501-080	1	445.73	(0.01)	445.72
0174-501-090	1	445.73	(0.01)	445.72
0174-501-100	1	445.73	(0.01)	445.72
0174-501-110	1	445.73	(0.01)	445.72
0174-501-120	1	445.73	(0.01)	445.72
0174-501-130	1	445.73	(0.01)	445.72
0174-501-140	1	445.73	(0.01)	445.72
0174-501-150	1	445.73	(0.01)	445.72
0174-501-160	1	445.73	(0.01)	445.72
0174-501-170	1	445.73	(0.01)	445.72
0174-501-180	1	445.73	(0.01)	445.72
0174-501-190	1	445.73	(0.01)	445.72
0174-501-200	1	445.73	(0.01)	445.72
0174-502-010	1	445.73	(0.01)	445.72
0174-502-020	1	445.73	(0.01)	445.72
0174-502-030	1	445.73	(0.01)	445.72
0174-502-040	1	445.73	(0.01)	445.72
0174-502-050	1	445.73	(0.01)	445.72
0174-502-060	1	445.73	(0.01)	445.72
0174-502-070	1	445.73	(0.01)	445.72
0174-502-080	1	445.73	(0.01)	445.72
0174-502-090	1	445.73	(0.01)	445.72
0174-502-100	1	445.73	(0.01)	445.72
0174-502-110	1	445.73	(0.01)	445.72
0174-502-120	1	445.73	(0.01)	445.72
0174-502-130	1	445.73	(0.01)	445.72
0174-502-140	1	445.73	(0.01)	445.72
0174-502-150	1	445.73	(0.01)	445.72
0174-502-160	1	445.73	(0.01)	445.72
0174-502-170	1	445.73	(0.01)	445.72
0174-502-180	1	445.73	(0.01)	445.72
0174-503-010	1	445.73	(0.01)	445.72
0174-503-020	1	445.73	(0.01)	445.72
0174-503-030	1	445.73	(0.01)	445.72
0174-503-040	1	445.73	(0.01)	445.72
0174-503-050	1	445.73	(0.01)	445.72
0174-503-060	1	445.73	(0.01)	445.72
0174-503-070	1	445.73	(0.01)	445.72
0174-503-080	1	445.73	(0.01)	445.72
0174-503-090	1	445.73	(0.01)	445.72

Slight variances may occur due to rounding

Copyright © 2013 by NBS

City of Suisun City
Peterson Ranch Maintenance Assessment District
Assessment Roll for Fiscal Year 2024/25

Account Number	Units	Levy	Rounding Adjustment	Grand Total
0174-511-010	1	445.73	(0.01)	445.72
0174-511-020	1	445.73	(0.01)	445.72
0174-511-030	1	445.73	(0.01)	445.72
0174-511-040	1	445.73	(0.01)	445.72
0174-511-050	1	445.73	(0.01)	445.72
0174-511-060	1	445.73	(0.01)	445.72
0174-511-070	1	445.73	(0.01)	445.72
0174-511-080	1	445.73	(0.01)	445.72
0174-511-090	1	445.73	(0.01)	445.72
0174-511-100	1	445.73	(0.01)	445.72
0174-511-110	1	445.73	(0.01)	445.72
0174-511-120	1	445.73	(0.01)	445.72
0174-511-130	1	445.73	(0.01)	445.72
0174-511-140	1	445.73	(0.01)	445.72
0174-512-010	1	445.73	(0.01)	445.72
0174-512-020	1	445.73	(0.01)	445.72
0174-512-030	1	445.73	(0.01)	445.72
0174-512-040	1	445.73	(0.01)	445.72
0174-512-050	1	445.73	(0.01)	445.72
0174-512-060	1	445.73	(0.01)	445.72
0174-512-070	1	445.73	(0.01)	445.72
0174-512-080	1	445.73	(0.01)	445.72
0174-512-090	1	445.73	(0.01)	445.72
0174-512-100	1	445.73	(0.01)	445.72
0174-513-010	1	445.73	(0.01)	445.72
0174-513-020	1	445.73	(0.01)	445.72
0174-513-030	1	445.73	(0.01)	445.72
0174-513-040	1	445.73	(0.01)	445.72
0174-513-050	1	445.73	(0.01)	445.72
0174-513-060	1	445.73	(0.01)	445.72
0174-513-070	1	445.73	(0.01)	445.72
0174-513-080	1	445.73	(0.01)	445.72
0174-513-090	1	445.73	(0.01)	445.72
0174-513-100	1	445.73	(0.01)	445.72
0174-514-030	1	445.73	(0.01)	445.72
0174-514-040	1	445.73	(0.01)	445.72
0174-514-050	1	445.73	(0.01)	445.72
0174-514-060	1	445.73	(0.01)	445.72
0174-514-070	1	445.73	(0.01)	445.72
0174-514-080	1	445.73	(0.01)	445.72
0174-514-090	1	445.73	(0.01)	445.72
0174-514-110	1	445.73	(0.01)	445.72

Slight variances may occur due to rounding

Copyright © 2013 by NBS

City of Suisun City
Peterson Ranch Maintenance Assessment District
Assessment Roll for Fiscal Year 2024/25

Account Number	Units	Levy	Rounding Adjustment	Grand Total
0174-514-120	1	445.73	(0.01)	445.72
0174-514-130	1	445.73	(0.01)	445.72
0174-514-140	1	445.73	(0.01)	445.72
0174-514-150	1	445.73	(0.01)	445.72
0174-514-160	1	445.73	(0.01)	445.72
0174-514-170	1	445.73	(0.01)	445.72
0174-514-180	1	445.73	(0.01)	445.72
0174-514-190	1	445.73	(0.01)	445.72
0174-514-200	1	445.73	(0.01)	445.72
0174-514-210	1	445.73	(0.01)	445.72
0174-514-220	1	445.73	(0.01)	445.72
0174-514-230	1	445.73	(0.01)	445.72
0174-514-240	1	445.73	(0.01)	445.72
0174-514-250	1	445.73	(0.01)	445.72
0174-514-260	1	445.73	(0.01)	445.72
0174-514-270	1	445.73	(0.01)	445.72
0174-514-280	1	445.73	(0.01)	445.72
605 Accounts	**605**	**$269,666.65**	**($6.05)**	**$269,660.60**

Slight variances may occur due to rounding

Copyright © 2013 by NBS

City of Suisun City

Victorian Harbor Maintenance Assessment District Zone A Maintenance

Assessment Roll for Fiscal Year 2024/25

Account Number	Units	Levy	Rounding Adjustment	Grand Total
0032-073-010	1	$962.79	($0.01)	$962.78
0032-073-020	1	962.79	(0.01)	962.78
0032-073-030	1	962.79	(0.01)	962.78
0032-073-040	1	962.79	(0.01)	962.78
0032-073-050	1	962.79	(0.01)	962.78
0032-073-060	1	962.79	(0.01)	962.78
0032-073-070	1	962.79	(0.01)	962.78
0032-073-080	1	962.79	(0.01)	962.78
0032-073-090	1	962.79	(0.01)	962.78
0032-073-100	1	962.79	(0.01)	962.78
0032-073-110	1	962.79	(0.01)	962.78
0032-073-120	1	962.79	(0.01)	962.78
0032-073-130	1	962.79	(0.01)	962.78
0032-073-140	1	962.79	(0.01)	962.78
0032-073-150	1	962.79	(0.01)	962.78
0032-073-160	1	962.79	(0.01)	962.78
0032-073-170	1	962.79	(0.01)	962.78
0032-073-180	1	962.79	(0.01)	962.78
0032-073-190	1	962.79	(0.01)	962.78
0032-073-200	1	962.79	(0.01)	962.78
0032-074-010	1	962.79	(0.01)	962.78
0032-074-020	1	962.79	(0.01)	962.78
0032-074-030	1	962.79	(0.01)	962.78
0032-074-040	1	962.79	(0.01)	962.78
0032-074-050	1	962.79	(0.01)	962.78
0032-074-060	1	962.79	(0.01)	962.78
0032-074-070	1	962.79	(0.01)	962.78
0032-074-080	1	962.79	(0.01)	962.78
0032-074-090	1	962.79	(0.01)	962.78
0032-074-100	1	962.79	(0.01)	962.78
0032-074-110	1	962.79	(0.01)	962.78
0032-074-120	1	962.79	(0.01)	962.78
0032-074-130	1	962.79	(0.01)	962.78
0032-074-140	1	962.79	(0.01)	962.78
0032-074-150	1	962.79	(0.01)	962.78
0032-074-160	1	962.79	(0.01)	962.78
0032-074-170	1	962.79	(0.01)	962.78
0032-074-180	1	962.79	(0.01)	962.78
0032-074-190	1	962.79	(0.01)	962.78
0032-074-200	1	962.79	(0.01)	962.78
0032-074-210	1	962.79	(0.01)	962.78
0032-075-010	1	962.79	(0.01)	962.78

Slight variances may occur due to rounding

Copyright © 2013 by NBS

City of Suisun City

Victorian Harbor Maintenance Assessment District Zone A Maintenance

Assessment Roll for Fiscal Year 2024/25

Account Number	Units	Levy	Rounding Adjustment	Grand Total
0032-075-020	1	962.79	(0.01)	962.78
0032-075-030	1	962.79	(0.01)	962.78
0032-075-040	1	962.79	(0.01)	962.78
0032-075-050	1	962.79	(0.01)	962.78
0032-075-060	1	962.79	(0.01)	962.78
0032-075-070	1	962.79	(0.01)	962.78
0032-075-080	1	962.79	(0.01)	962.78
0032-075-090	1	962.79	(0.01)	962.78
0032-075-100	1	962.79	(0.01)	962.78
0032-075-110	1	962.79	(0.01)	962.78
0032-075-120	1	962.79	(0.01)	962.78
0032-075-130	1	962.79	(0.01)	962.78
0032-075-140	1	962.79	(0.01)	962.78
0032-075-150	1	962.79	(0.01)	962.78
0032-075-160	1	962.79	(0.01)	962.78
0032-075-170	1	962.79	(0.01)	962.78
0032-075-180	1	962.79	(0.01)	962.78
0032-076-010	1	962.79	(0.01)	962.78
0032-076-020	1	962.79	(0.01)	962.78
0032-076-030	1	962.79	(0.01)	962.78
0032-076-040	1	962.79	(0.01)	962.78
0032-076-050	1	962.79	(0.01)	962.78
0032-076-060	1	962.79	(0.01)	962.78
0032-076-070	1	962.79	(0.01)	962.78
0032-076-080	1	962.79	(0.01)	962.78
0032-076-090	1	962.79	(0.01)	962.78
0032-076-100	1	962.79	(0.01)	962.78
0032-076-110	1	962.79	(0.01)	962.78
0032-076-120	1	962.79	(0.01)	962.78
0032-076-130	1	962.79	(0.01)	962.78
0032-076-140	1	962.79	(0.01)	962.78
0032-076-150	1	962.79	(0.01)	962.78
0032-076-160	1	962.79	(0.01)	962.78
0032-076-170	1	962.79	(0.01)	962.78
0032-077-010	1	962.79	(0.01)	962.78
0032-077-020	1	962.79	(0.01)	962.78
0032-077-030	1	962.79	(0.01)	962.78
0032-077-040	1	962.79	(0.01)	962.78
0032-077-050	1	962.79	(0.01)	962.78
0032-077-060	1	962.79	(0.01)	962.78
0032-077-070	1	962.79	(0.01)	962.78
0032-077-080	1	962.79	(0.01)	962.78

Slight variances may occur due to rounding

Copyright © 2013 by NBS

City of Suisun City

Victorian Harbor Maintenance Assessment District Zone A Maintenance Assessment Roll for Fiscal Year 2024/25

Account Number	Units	Levy	Rounding Adjustment	Grand Total
0032-077-090	1	962.79	(0.01)	962.78
0032-077-100	1	962.79	(0.01)	962.78
0032-077-110	1	962.79	(0.01)	962.78
0032-077-120	1	962.79	(0.01)	962.78
0032-077-130	1	962.79	(0.01)	962.78
0032-077-140	1	962.79	(0.01)	962.78
0032-077-150	1	962.79	(0.01)	962.78
0032-077-160	1	962.79	(0.01)	962.78
0032-077-170	1	962.79	(0.01)	962.78
0032-077-180	1	962.79	(0.01)	962.78
94 Accounts	**94**	**$90,502.26**	**($0.94)**	**$90,501.32**

Slight variances may occur due to rounding

Copyright © 2013 by NBS

City of Suisun City

Victorian Harbor Maintenance Assessment District Zone A Dredging

Assessment Roll for Fiscal Year 2024/25

Account Number	Units	Levy	Rounding Adjustment	Grand Total
0032-073-010	1	$347.25	($0.01)	$347.24
0032-073-020	1	347.25	(0.01)	347.24
0032-073-030	1	347.25	(0.01)	347.24
0032-073-040	1	347.25	(0.01)	347.24
0032-073-050	1	347.25	(0.01)	347.24
0032-073-060	1	347.25	(0.01)	347.24
0032-073-070	1	347.25	(0.01)	347.24
0032-073-080	1	347.25	(0.01)	347.24
0032-073-090	1	347.25	(0.01)	347.24
0032-073-100	1	347.25	(0.01)	347.24
0032-073-110	1	347.25	(0.01)	347.24
0032-073-120	1	347.25	(0.01)	347.24
0032-073-130	1	347.25	(0.01)	347.24
0032-073-140	1	347.25	(0.01)	347.24
0032-073-150	1	347.25	(0.01)	347.24
0032-073-160	1	347.25	(0.01)	347.24
0032-073-170	1	347.25	(0.01)	347.24
0032-073-180	1	347.25	(0.01)	347.24
0032-073-190	1	347.25	(0.01)	347.24
0032-073-200	1	347.25	(0.01)	347.24
0032-074-010	1	347.25	(0.01)	347.24
0032-074-020	1	347.25	(0.01)	347.24
0032-074-030	1	347.25	(0.01)	347.24
0032-074-040	1	347.25	(0.01)	347.24
0032-074-050	1	347.25	(0.01)	347.24
0032-074-060	1	347.25	(0.01)	347.24
0032-074-070	1	347.25	(0.01)	347.24
0032-074-080	1	347.25	(0.01)	347.24
0032-074-090	1	347.25	(0.01)	347.24
0032-074-100	1	347.25	(0.01)	347.24
0032-074-110	1	347.25	(0.01)	347.24
0032-074-120	1	347.25	(0.01)	347.24
0032-074-130	1	347.25	(0.01)	347.24
0032-074-140	1	347.25	(0.01)	347.24
0032-074-150	1	347.25	(0.01)	347.24
0032-074-160	1	347.25	(0.01)	347.24
0032-074-170	1	347.25	(0.01)	347.24
0032-074-180	1	347.25	(0.01)	347.24
0032-074-190	1	347.25	(0.01)	347.24
0032-074-200	1	347.25	(0.01)	347.24
0032-074-210	1	347.25	(0.01)	347.24
0032-075-010	1	347.25	(0.01)	347.24

Slight variances may occur due to rounding

Copyright © 2013 by NBS

City of Suisun City

Victorian Harbor Maintenance Assessment District Zone A Dredging

Assessment Roll for Fiscal Year 2024/25

Account Number	Units	Levy	Rounding Adjustment	Grand Total
0032-075-020	1	347.25	(0.01)	347.24
0032-075-030	1	347.25	(0.01)	347.24
0032-075-040	1	347.25	(0.01)	347.24
0032-075-050	1	347.25	(0.01)	347.24
0032-075-060	1	347.25	(0.01)	347.24
0032-075-070	1	347.25	(0.01)	347.24
0032-075-080	1	347.25	(0.01)	347.24
0032-075-090	1	347.25	(0.01)	347.24
0032-075-100	1	347.25	(0.01)	347.24
0032-075-110	1	347.25	(0.01)	347.24
0032-075-120	1	347.25	(0.01)	347.24
0032-075-130	1	347.25	(0.01)	347.24
0032-075-140	1	347.25	(0.01)	347.24
0032-075-150	1	347.25	(0.01)	347.24
0032-075-160	1	347.25	(0.01)	347.24
0032-075-170	1	347.25	(0.01)	347.24
0032-075-180	1	347.25	(0.01)	347.24
0032-076-010	1	347.25	(0.01)	347.24
0032-076-020	1	347.25	(0.01)	347.24
0032-076-030	1	347.25	(0.01)	347.24
0032-076-040	1	347.25	(0.01)	347.24
0032-076-050	1	347.25	(0.01)	347.24
0032-076-060	1	347.25	(0.01)	347.24
0032-076-070	1	347.25	(0.01)	347.24
0032-076-080	1	347.25	(0.01)	347.24
0032-076-090	1	347.25	(0.01)	347.24
0032-076-100	1	347.25	(0.01)	347.24
0032-076-110	1	347.25	(0.01)	347.24
0032-076-120	1	347.25	(0.01)	347.24
0032-076-130	1	347.25	(0.01)	347.24
0032-076-140	1	347.25	(0.01)	347.24
0032-076-150	1	347.25	(0.01)	347.24
0032-076-160	1	347.25	(0.01)	347.24
0032-076-170	1	347.25	(0.01)	347.24
0032-077-010	1	347.25	(0.01)	347.24
0032-077-020	1	347.25	(0.01)	347.24
0032-077-030	1	347.25	(0.01)	347.24
0032-077-040	1	347.25	(0.01)	347.24
0032-077-050	1	347.25	(0.01)	347.24
0032-077-060	1	347.25	(0.01)	347.24
0032-077-070	1	347.25	(0.01)	347.24
0032-077-080	1	347.25	(0.01)	347.24

Slight variances may occur due to rounding

Copyright © 2013 by NBS

City of Suisun City

Victorian Harbor Maintenance Assessment District Zone A Dredging

Assessment Roll for Fiscal Year 2024/25

Account Number	Units	Levy	Rounding Adjustment	Grand Total
0032-077-090	1	347.25	(0.01)	347.24
0032-077-100	1	347.25	(0.01)	347.24
0032-077-110	1	347.25	(0.01)	347.24
0032-077-120	1	347.25	(0.01)	347.24
0032-077-130	1	347.25	(0.01)	347.24
0032-077-140	1	347.25	(0.01)	347.24
0032-077-150	1	347.25	(0.01)	347.24
0032-077-160	1	347.25	(0.01)	347.24
0032-077-170	1	347.25	(0.01)	347.24
0032-077-180	1	347.25	(0.01)	347.24
94 Accounts	**94**	**$32,641.50**	**($0.94)**	**$32,640.56**

Slight variances may occur due to rounding

Copyright © 2013 by NBS

City of Suisun City

Victorian Harbor Maintenance Assessment District Zone B Maintenance

Assessment Roll for Fiscal Year 2024/25

Account Number	Units	Levy	Rounding Adjustment	Grand Total
0032-101-420	7	$6,739.57	($0.01)	$6,739.56
0032-101-440	1	962.79	(0.01)	962.78
0032-101-450	1	962.79	(0.01)	962.78
0032-101-460	1	962.79	(0.01)	962.78
0032-101-470	1	962.79	(0.01)	962.78
0032-101-480	1	962.79	(0.01)	962.78
0032-102-160	8.95	8,617.02	0.00	8,617.02
7 Accounts	**20.95**	**$20,170.54**	**($0.06)**	**$20,170.48**

Slight variances may occur due to rounding

Copyright © 2013 by NBS

City of Suisun City

Victorian Harbor Maintenance Assessment District Zone B Dredging

Assessment Roll for Fiscal Year 2024/25

Account Number	Units	Levy	Rounding Adjustment	Grand Total
0032-101-420	7	$2,430.76	$0.00	$2,430.76
0032-101-440	1	347.25	(0.01)	347.24
0032-101-450	1	347.25	(0.01)	347.24
0032-101-460	1	347.25	(0.01)	347.24
0032-101-470	1	347.25	(0.01)	347.24
0032-101-480	1	347.25	(0.01)	347.24
0032-102-160	8.95	3,107.90	0.00	3,107.90
7 Accounts	**20.95**	**$7,274.91**	**($0.05)**	**$7,274.86**

Slight variances may occur due to rounding

Copyright © 2013 by NBS

City of Suisun City

Victorian Harbor Maintenance Assessment District Zone C-D Maintenance

Assessment Roll for Fiscal Year 2024/25

Account Number	Units	Levy	Rounding Adjustment	Grand Total
0032-051-060	0	$2,094.72	$0.00	$2,094.72
0032-051-090	0	3,293.77	(0.01)	3,293.76
0032-061-020	0	15,024.25	(0.01)	15,024.24
0032-061-390	0	2,484.78	0.00	2,484.78
0032-061-400	0	20,369.42	0.00	20,369.42
0032-061-440	0	11,773.81	(0.01)	11,773.80
0032-091-180	0	7,266.54	0.00	7,266.54
0032-091-190	0	15,847.70	0.00	15,847.70
0032-091-200	0	2,975.95	(0.01)	2,975.94
0032-141-110	0	1,401.30	0.00	1,401.30
0032-141-130	0	2,426.99	(0.01)	2,426.98
0032-141-150	0	9,447.94	0.00	9,447.94
0032-142-180	0	895.67	(0.01)	895.66
0032-142-200	0	1,444.64	0.00	1,444.64
0032-142-210	0	1,155.71	(0.01)	1,155.70
0032-142-220	0	1,097.92	0.00	1,097.92
0032-142-240	0	2,426.99	(0.01)	2,426.98
0032-142-250	0	1,892.47	(0.01)	1,892.46
0032-142-280	0	2,268.08	0.00	2,268.08
0032-142-300	0	2,557.01	(0.01)	2,557.00
0032-172-100	0	1,444.64	0.00	1,444.64
0032-172-110	0	1,444.64	0.00	1,444.64
0032-172-120	0	1,444.64	0.00	1,444.64
0032-172-130	0	1,444.64	0.00	1,444.64
0032-172-140	0	1,444.64	0.00	1,444.64
0032-172-150	0	1,444.64	0.00	1,444.64
0032-172-160	0	1,444.64	0.00	1,444.64
0032-172-170	0	1,444.64	0.00	1,444.64
0032-172-180	0	1,444.64	0.00	1,444.64
0032-172-190	0	1,444.64	0.00	1,444.64
0032-172-200	0	1,444.64	0.00	1,444.64
0032-172-210	0	1,444.64	0.00	1,444.64
0032-172-230	0	1,444.64	0.00	1,444.64
0032-172-240	0	1,444.64	0.00	1,444.64
0032-172-250	0	1,444.64	0.00	1,444.64
0032-172-260	0	1,444.64	0.00	1,444.64
0032-172-270	0	1,444.64	0.00	1,444.64
0032-172-280	0	1,444.64	0.00	1,444.64
0032-172-290	0	1,444.64	0.00	1,444.64
0032-172-300	0	1,444.64	0.00	1,444.64
0032-172-310	0	1,444.64	0.00	1,444.64
0032-172-320	0	1,444.64	0.00	1,444.64

Slight variances may occur due to rounding

Copyright © 2013 by NBS

City of Suisun City

Victorian Harbor Maintenance Assessment District Zone C-D Maintenance Assessment Roll for Fiscal Year 2024/25

Account Number	Units	Levy	Rounding Adjustment	Grand Total
0032-173-010	0	1,444.64	0.00	1,444.64
0032-173-020	0	1,444.64	0.00	1,444.64
0032-173-030	0	1,444.64	0.00	1,444.64
0032-173-040	0	1,444.64	0.00	1,444.64
0032-200-320	0	19,502.64	0.00	19,502.64
0032-200-330	0	8,133.32	0.00	8,133.32
48 Accounts	**0**	**$173,342.26**	**($0.10)**	**$173,342.16**

Slight variances may occur due to rounding

Copyright © 2013 by NBS

City of Suisun City

Victorian Harbor Maintenance Assessment District Zone C-D Dredging

Assessment Roll for Fiscal Year 2024/25

Account Number	Units	Levy	Rounding Adjustment	Grand Total
0032-051-060	0	$503.51	($0.01)	$503.50
0032-051-090	0	791.73	(0.01)	791.72
0032-061-020	0	3,611.41	(0.01)	3,611.40
0032-061-390	0	597.27	(0.01)	597.26
0032-061-400	0	4,896.24	0.00	4,896.24
0032-061-410	0	819.51	(0.01)	819.50
0032-061-430	0	104.17	(0.01)	104.16
0032-061-440	0	3,420.42	0.00	3,420.42
0032-091-180	0	1,746.67	(0.01)	1,746.66
0032-091-190	0	3,809.35	(0.01)	3,809.34
0032-091-200	0	715.33	(0.01)	715.32
0032-091-220	0	277.80	0.00	277.80
0032-141-110	0	336.83	(0.01)	336.82
0032-141-130	0	583.38	0.00	583.38
0032-141-150	0	2,271.02	0.00	2,271.02
0032-142-180	0	215.29	(0.01)	215.28
0032-142-200	0	347.25	(0.01)	347.24
0032-142-210	0	277.80	0.00	277.80
0032-142-220	0	263.91	(0.01)	263.90
0032-142-240	0	583.38	0.00	583.38
0032-142-250	0	454.89	(0.01)	454.88
0032-142-280	0	545.18	0.00	545.18
0032-142-300	0	614.63	(0.01)	614.62
0032-172-100	0	347.25	(0.01)	347.24
0032-172-110	0	347.25	(0.01)	347.24
0032-172-120	0	347.25	(0.01)	347.24
0032-172-130	0	347.25	(0.01)	347.24
0032-172-140	0	347.25	(0.01)	347.24
0032-172-150	0	347.25	(0.01)	347.24
0032-172-160	0	347.25	(0.01)	347.24
0032-172-170	0	347.25	(0.01)	347.24
0032-172-180	0	347.25	(0.01)	347.24
0032-172-190	0	347.25	(0.01)	347.24
0032-172-200	0	347.25	(0.01)	347.24
0032-172-210	0	347.25	(0.01)	347.24
0032-172-230	0	347.25	(0.01)	347.24
0032-172-240	0	347.25	(0.01)	347.24
0032-172-250	0	347.25	(0.01)	347.24
0032-172-260	0	347.25	(0.01)	347.24
0032-172-270	0	347.25	(0.01)	347.24
0032-172-280	0	347.25	(0.01)	347.24
0032-172-290	0	347.25	(0.01)	347.24

Slight variances may occur due to rounding

Copyright © 2013 by NBS

City of Suisun City

Victorian Harbor Maintenance Assessment District Zone C-D Dredging

Assessment Roll for Fiscal Year 2024/25

Account Number	Units	Levy	Rounding Adjustment	Grand Total
0032-172-300	0	347.25	(0.01)	347.24
0032-172-310	0	347.25	(0.01)	347.24
0032-172-320	0	347.25	(0.01)	347.24
0032-173-010	0	347.25	(0.01)	347.24
0032-173-020	0	347.25	(0.01)	347.24
0032-173-030	0	347.25	(0.01)	347.24
0032-173-040	0	347.25	(0.01)	347.24
0032-200-320	0	4,687.89	(0.01)	4,687.88
0032-200-330	0	1,955.02	0.00	1,955.02
51 Accounts	**0**	**$43,458.38**	**($0.42)**	**$43,457.96**

Slight variances may occur due to rounding

Copyright © 2013 by NBS

City of Suisun City

Victorian Harbor Maintenance Assessment District Zone E Maintenance

Assessment Roll for Fiscal Year 2024/25

Account Number	Units	Levy	Rounding Adjustment	Grand Total
0032-471-010	1	$962.79	($0.01)	$962.78
0032-471-020	1	962.79	(0.01)	962.78
0032-471-040	1	962.79	(0.01)	962.78
0032-471-050	1	962.79	(0.01)	962.78
0032-472-010	1	962.79	(0.01)	962.78
0032-472-020	1	962.79	(0.01)	962.78
0032-472-030	1	962.79	(0.01)	962.78
0032-472-040	1	962.79	(0.01)	962.78
0032-472-050	1	962.79	(0.01)	962.78
0032-472-060	1	962.79	(0.01)	962.78
0032-472-070	1	962.79	(0.01)	962.78
0032-472-080	1	962.79	(0.01)	962.78
0032-472-090	1	962.79	(0.01)	962.78
0032-472-100	1	962.79	(0.01)	962.78
0032-472-110	1	962.79	(0.01)	962.78
0032-472-120	1	962.79	(0.01)	962.78
0032-472-130	1	962.79	(0.01)	962.78
0032-472-140	1	962.79	(0.01)	962.78
0032-472-150	1	962.79	(0.01)	962.78
0032-472-160	1	962.79	(0.01)	962.78
0032-472-180	1	962.79	(0.01)	962.78
0032-472-190	1	962.79	(0.01)	962.78
0032-472-200	1	962.79	(0.01)	962.78
0032-472-210	1	962.79	(0.01)	962.78
0032-472-220	1	962.79	(0.01)	962.78
0032-472-230	1	962.79	(0.01)	962.78
0032-472-240	1	962.79	(0.01)	962.78
0032-472-250	1	962.79	(0.01)	962.78
0032-472-260	1	962.79	(0.01)	962.78
0032-472-270	1	962.79	(0.01)	962.78
0032-472-280	1	962.79	(0.01)	962.78
0032-472-290	1	962.79	(0.01)	962.78
0032-473-010	1	962.79	(0.01)	962.78
0032-473-030	1	962.79	(0.01)	962.78
0032-473-040	1	962.79	(0.01)	962.78
0032-473-050	1	962.79	(0.01)	962.78
0032-474-010	1	962.79	(0.01)	962.78
0032-474-020	1	962.79	(0.01)	962.78
0032-474-030	1	962.79	(0.01)	962.78
0032-474-040	1	962.79	(0.01)	962.78
0032-474-050	1	962.79	(0.01)	962.78
0032-474-060	1	962.79	(0.01)	962.78

Slight variances may occur due to rounding

Copyright © 2013 by NBS

City of Suisun City

Victorian Harbor Maintenance Assessment District Zone E Maintenance

Assessment Roll for Fiscal Year 2024/25

Account Number	Units	Levy	Rounding Adjustment	Grand Total
0032-474-070	1	962.79	(0.01)	962.78
0032-474-100	1	962.79	(0.01)	962.78
0032-474-110	1	962.79	(0.01)	962.78
0032-474-120	1	962.79	(0.01)	962.78
0032-474-130	1	962.79	(0.01)	962.78
0032-474-140	1	962.79	(0.01)	962.78
0032-474-150	1	962.79	(0.01)	962.78
0032-474-160	1	962.79	(0.01)	962.78
0032-474-170	1	962.79	(0.01)	962.78
0032-474-180	1	962.79	(0.01)	962.78
0032-474-190	1	962.79	(0.01)	962.78
0032-474-200	1	962.79	(0.01)	962.78
0032-474-210	1	962.79	(0.01)	962.78
55 Accounts	**55**	**$52,953.45**	**($0.55)**	**$52,952.90**

Slight variances may occur due to rounding

Copyright © 2013 by NBS

City of Suisun City

Victorian Harbor Maintenance Assessment District Zone E Dredging

Assessment Roll for Fiscal Year 2024/25

Account Number	Units	Levy	Rounding Adjustment	Grand Total
0032-471-010	1	$347.25	($0.01)	$347.24
0032-471-020	1	347.25	(0.01)	347.24
0032-471-040	1	347.25	(0.01)	347.24
0032-471-050	1	347.25	(0.01)	347.24
0032-472-010	1	347.25	(0.01)	347.24
0032-472-020	1	347.25	(0.01)	347.24
0032-472-030	1	347.25	(0.01)	347.24
0032-472-040	1	347.25	(0.01)	347.24
0032-472-050	1	347.25	(0.01)	347.24
0032-472-060	1	347.25	(0.01)	347.24
0032-472-070	1	347.25	(0.01)	347.24
0032-472-080	1	347.25	(0.01)	347.24
0032-472-090	1	347.25	(0.01)	347.24
0032-472-100	1	347.25	(0.01)	347.24
0032-472-110	1	347.25	(0.01)	347.24
0032-472-120	1	347.25	(0.01)	347.24
0032-472-130	1	347.25	(0.01)	347.24
0032-472-140	1	347.25	(0.01)	347.24
0032-472-150	1	347.25	(0.01)	347.24
0032-472-160	1	347.25	(0.01)	347.24
0032-472-180	1	347.25	(0.01)	347.24
0032-472-190	1	347.25	(0.01)	347.24
0032-472-200	1	347.25	(0.01)	347.24
0032-472-210	1	347.25	(0.01)	347.24
0032-472-220	1	347.25	(0.01)	347.24
0032-472-230	1	347.25	(0.01)	347.24
0032-472-240	1	347.25	(0.01)	347.24
0032-472-250	1	347.25	(0.01)	347.24
0032-472-260	1	347.25	(0.01)	347.24
0032-472-270	1	347.25	(0.01)	347.24
0032-472-280	1	347.25	(0.01)	347.24
0032-472-290	1	347.25	(0.01)	347.24
0032-473-010	1	347.25	(0.01)	347.24
0032-473-030	1	347.25	(0.01)	347.24
0032-473-040	1	347.25	(0.01)	347.24
0032-473-050	1	347.25	(0.01)	347.24
0032-474-010	1	347.25	(0.01)	347.24
0032-474-020	1	347.25	(0.01)	347.24
0032-474-030	1	347.25	(0.01)	347.24
0032-474-040	1	347.25	(0.01)	347.24
0032-474-050	1	347.25	(0.01)	347.24
0032-474-060	1	347.25	(0.01)	347.24

Slight variances may occur due to rounding

Copyright © 2013 by NBS

City of Suisun City

Victorian Harbor Maintenance Assessment District Zone E Dredging

Assessment Roll for Fiscal Year 2024/25

Account Number	Units	Levy	Rounding Adjustment	Grand Total
0032-474-070	1	347.25	(0.01)	347.24
0032-474-100	1	347.25	(0.01)	347.24
0032-474-110	1	347.25	(0.01)	347.24
0032-474-120	1	347.25	(0.01)	347.24
0032-474-130	1	347.25	(0.01)	347.24
0032-474-140	1	347.25	(0.01)	347.24
0032-474-150	1	347.25	(0.01)	347.24
0032-474-160	1	347.25	(0.01)	347.24
0032-474-170	1	347.25	(0.01)	347.24
0032-474-180	1	347.25	(0.01)	347.24
0032-474-190	1	347.25	(0.01)	347.24
0032-474-200	1	347.25	(0.01)	347.24
0032-474-210	1	347.25	(0.01)	347.24
55 Accounts	**55**	**$19,098.75**	**($0.55)**	**$19,098.20**

Slight variances may occur due to rounding

Copyright © 2013 by NBS

City of Suisun City

Victorian Harbor Maintenance Assessment District Zone F Maintenance

Assessment Roll for Fiscal Year 2024/25

Account Number	Units	Levy	Rounding Adjustment	Grand Total
0032-291-070	1	$962.79	($0.01)	$962.78
0032-291-080	1	962.79	(0.01)	962.78
0032-291-090	1	962.79	(0.01)	962.78
0032-291-100	1	962.79	(0.01)	962.78
0032-291-110	1	962.79	(0.01)	962.78
0032-291-120	1	962.79	(0.01)	962.78
0032-291-130	1	962.79	(0.01)	962.78
0032-291-140	1	962.79	(0.01)	962.78
0032-291-150	1	962.79	(0.01)	962.78
0032-291-160	1	962.79	(0.01)	962.78
0032-291-170	1	962.79	(0.01)	962.78
0032-291-180	1	962.79	(0.01)	962.78
0032-291-190	1	962.79	(0.01)	962.78
0032-291-200	1	962.79	(0.01)	962.78
0032-291-210	1	962.79	(0.01)	962.78
0032-291-220	1	962.79	(0.01)	962.78
0032-291-230	1	962.79	(0.01)	962.78
0032-293-010	1	962.79	(0.01)	962.78
0032-293-020	1	962.79	(0.01)	962.78
0032-293-030	1	962.79	(0.01)	962.78
0032-293-040	1	962.79	(0.01)	962.78
0032-293-050	1	962.79	(0.01)	962.78
0032-293-070	1	962.79	(0.01)	962.78
0032-293-080	1	962.79	(0.01)	962.78
0032-293-090	1	962.79	(0.01)	962.78
0032-293-100	1	962.79	(0.01)	962.78
0032-293-110	1	962.79	(0.01)	962.78
0032-293-120	1	962.79	(0.01)	962.78
0032-293-130	1	962.79	(0.01)	962.78
0032-293-140	1	962.79	(0.01)	962.78
0032-293-150	1	962.79	(0.01)	962.78
0032-293-160	1	962.79	(0.01)	962.78
0032-293-170	1	962.79	(0.01)	962.78
0032-293-180	1	962.79	(0.01)	962.78
0032-293-190	1	962.79	(0.01)	962.78
0032-293-200	1	962.79	(0.01)	962.78
0032-293-210	1	962.79	(0.01)	962.78
0032-293-220	1	962.79	(0.01)	962.78
0032-293-230	1	962.79	(0.01)	962.78
0032-293-240	1	962.79	(0.01)	962.78
0032-293-250	1	962.79	(0.01)	962.78
0032-293-260	1	962.79	(0.01)	962.78

Slight variances may occur due to rounding

Copyright © 2013 by NBS

City of Suisun City

Victorian Harbor Maintenance Assessment District Zone F Maintenance

Assessment Roll for Fiscal Year 2024/25

Account Number	Units	Levy	Rounding Adjustment	Grand Total
0032-294-010	1	962.79	(0.01)	962.78
0032-294-020	1	962.79	(0.01)	962.78
0032-294-030	1	962.79	(0.01)	962.78
0032-294-040	1	962.79	(0.01)	962.78
0032-294-050	1	962.79	(0.01)	962.78
0032-294-060	1	962.79	(0.01)	962.78
0032-294-070	1	962.79	(0.01)	962.78
0032-294-080	1	962.79	(0.01)	962.78
0032-294-090	1	962.79	(0.01)	962.78
0032-294-100	1	962.79	(0.01)	962.78
0032-294-110	1	962.79	(0.01)	962.78
0032-294-120	1	962.79	(0.01)	962.78
0032-294-130	1	962.79	(0.01)	962.78
0032-294-140	1	962.79	(0.01)	962.78
0032-295-010	1	962.79	(0.01)	962.78
0032-295-020	1	962.79	(0.01)	962.78
0032-295-030	1	962.79	(0.01)	962.78
0032-295-040	1	962.79	(0.01)	962.78
0032-295-050	1	962.79	(0.01)	962.78
0032-295-060	1	962.79	(0.01)	962.78
0032-295-070	1	962.79	(0.01)	962.78
0032-295-080	1	962.79	(0.01)	962.78
0032-295-090	1	962.79	(0.01)	962.78
0032-295-100	1	962.79	(0.01)	962.78
0032-295-110	1	962.79	(0.01)	962.78
0032-295-120	1	962.79	(0.01)	962.78
0032-295-130	1	962.79	(0.01)	962.78
0032-295-140	1	962.79	(0.01)	962.78
0032-295-150	1	962.79	(0.01)	962.78
0032-295-160	1	962.79	(0.01)	962.78
0032-295-170	1	962.79	(0.01)	962.78
0032-296-010	1	962.79	(0.01)	962.78
0032-296-020	1	962.79	(0.01)	962.78
0032-296-030	1	962.79	(0.01)	962.78
0032-296-040	1	962.79	(0.01)	962.78
0032-296-050	1	962.79	(0.01)	962.78
0032-296-060	1	962.79	(0.01)	962.78
0032-296-070	1	962.79	(0.01)	962.78
0032-296-080	1	962.79	(0.01)	962.78
0032-296-090	1	962.79	(0.01)	962.78
0032-296-100	1	962.79	(0.01)	962.78
0032-296-110	1	962.79	(0.01)	962.78

Slight variances may occur due to rounding

Copyright © 2013 by NBS

City of Suisun City

Victorian Harbor Maintenance Assessment District Zone F Maintenance

Assessment Roll for Fiscal Year 2024/25

Account Number	Units	Levy	Rounding Adjustment	Grand Total
0032-296-120	1	962.79	(0.01)	962.78
0032-296-130	1	962.79	(0.01)	962.78
0032-296-140	1	962.79	(0.01)	962.78
0032-296-150	1	962.79	(0.01)	962.78
0032-296-160	1	962.79	(0.01)	962.78
89 Accounts	**89**	**$85,688.31**	**($0.89)**	**$85,687.42**

Slight variances may occur due to rounding

Copyright © 2013 by NBS

City of Suisun City

Victorian Harbor Maintenance Assessment District Zone F Dredging

Assessment Roll for Fiscal Year 2024/25

Account Number	Units	Levy	Rounding Adjustment	Grand Total
0032-291-070	1	$347.25	($0.01)	$347.24
0032-291-080	1	347.25	(0.01)	347.24
0032-291-090	1	347.25	(0.01)	347.24
0032-291-100	1	347.25	(0.01)	347.24
0032-291-110	1	347.25	(0.01)	347.24
0032-291-120	1	347.25	(0.01)	347.24
0032-291-130	1	347.25	(0.01)	347.24
0032-291-140	1	347.25	(0.01)	347.24
0032-291-150	1	347.25	(0.01)	347.24
0032-291-160	1	347.25	(0.01)	347.24
0032-291-170	1	347.25	(0.01)	347.24
0032-291-180	1	347.25	(0.01)	347.24
0032-291-190	1	347.25	(0.01)	347.24
0032-291-200	1	347.25	(0.01)	347.24
0032-291-210	1	347.25	(0.01)	347.24
0032-291-220	1	347.25	(0.01)	347.24
0032-291-230	1	347.25	(0.01)	347.24
0032-293-010	1	347.25	(0.01)	347.24
0032-293-020	1	347.25	(0.01)	347.24
0032-293-030	1	347.25	(0.01)	347.24
0032-293-040	1	347.25	(0.01)	347.24
0032-293-050	1	347.25	(0.01)	347.24
0032-293-070	1	347.25	(0.01)	347.24
0032-293-080	1	347.25	(0.01)	347.24
0032-293-090	1	347.25	(0.01)	347.24
0032-293-100	1	347.25	(0.01)	347.24
0032-293-110	1	347.25	(0.01)	347.24
0032-293-120	1	347.25	(0.01)	347.24
0032-293-130	1	347.25	(0.01)	347.24
0032-293-140	1	347.25	(0.01)	347.24
0032-293-150	1	347.25	(0.01)	347.24
0032-293-160	1	347.25	(0.01)	347.24
0032-293-170	1	347.25	(0.01)	347.24
0032-293-180	1	347.25	(0.01)	347.24
0032-293-190	1	347.25	(0.01)	347.24
0032-293-200	1	347.25	(0.01)	347.24
0032-293-210	1	347.25	(0.01)	347.24
0032-293-220	1	347.25	(0.01)	347.24
0032-293-230	1	347.25	(0.01)	347.24
0032-293-240	1	347.25	(0.01)	347.24
0032-293-250	1	347.25	(0.01)	347.24
0032-293-260	1	347.25	(0.01)	347.24

Slight variances may occur due to rounding

Copyright © 2013 by NBS

City of Suisun City

Victorian Harbor Maintenance Assessment District Zone F Dredging

Assessment Roll for Fiscal Year 2024/25

Account Number	Units	Levy	Rounding Adjustment	Grand Total
0032-294-010	1	347.25	(0.01)	347.24
0032-294-020	1	347.25	(0.01)	347.24
0032-294-030	1	347.25	(0.01)	347.24
0032-294-040	1	347.25	(0.01)	347.24
0032-294-050	1	347.25	(0.01)	347.24
0032-294-060	1	347.25	(0.01)	347.24
0032-294-070	1	347.25	(0.01)	347.24
0032-294-080	1	347.25	(0.01)	347.24
0032-294-090	1	347.25	(0.01)	347.24
0032-294-100	1	347.25	(0.01)	347.24
0032-294-110	1	347.25	(0.01)	347.24
0032-294-120	1	347.25	(0.01)	347.24
0032-294-130	1	347.25	(0.01)	347.24
0032-294-140	1	347.25	(0.01)	347.24
0032-295-010	1	347.25	(0.01)	347.24
0032-295-020	1	347.25	(0.01)	347.24
0032-295-030	1	347.25	(0.01)	347.24
0032-295-040	1	347.25	(0.01)	347.24
0032-295-050	1	347.25	(0.01)	347.24
0032-295-060	1	347.25	(0.01)	347.24
0032-295-070	1	347.25	(0.01)	347.24
0032-295-080	1	347.25	(0.01)	347.24
0032-295-090	1	347.25	(0.01)	347.24
0032-295-100	1	347.25	(0.01)	347.24
0032-295-110	1	347.25	(0.01)	347.24
0032-295-120	1	347.25	(0.01)	347.24
0032-295-130	1	347.25	(0.01)	347.24
0032-295-140	1	347.25	(0.01)	347.24
0032-295-150	1	347.25	(0.01)	347.24
0032-295-160	1	347.25	(0.01)	347.24
0032-295-170	1	347.25	(0.01)	347.24
0032-296-010	1	347.25	(0.01)	347.24
0032-296-020	1	347.25	(0.01)	347.24
0032-296-030	1	347.25	(0.01)	347.24
0032-296-040	1	347.25	(0.01)	347.24
0032-296-050	1	347.25	(0.01)	347.24
0032-296-060	1	347.25	(0.01)	347.24
0032-296-070	1	347.25	(0.01)	347.24
0032-296-080	1	347.25	(0.01)	347.24
0032-296-090	1	347.25	(0.01)	347.24
0032-296-100	1	347.25	(0.01)	347.24
0032-296-110	1	347.25	(0.01)	347.24

Slight variances may occur due to rounding

Copyright © 2013 by NBS

City of Suisun City

Victorian Harbor Maintenance Assessment District Zone F Dredging

Assessment Roll for Fiscal Year 2024/25

Account Number	Units	Levy	Rounding Adjustment	Grand Total
0032-296-120	1	347.25	(0.01)	347.24
0032-296-130	1	347.25	(0.01)	347.24
0032-296-140	1	347.25	(0.01)	347.24
0032-296-150	1	347.25	(0.01)	347.24
0032-296-160	1	347.25	(0.01)	347.24
89 Accounts	**89**	**$30,905.25**	**($0.89)**	**$30,904.36**
3,841 Total Accounts	**2526.30216**	**$1,516,839.00**	**($23.78)**	**$1,516,815.22**

Slight variances may occur due to rounding

Copyright © 2013 by NBS

DISTRICT BOUNDARY

MAINTENANCE AREA

N

NOTE: Document does not include Maria Village Dredging LLD Map.

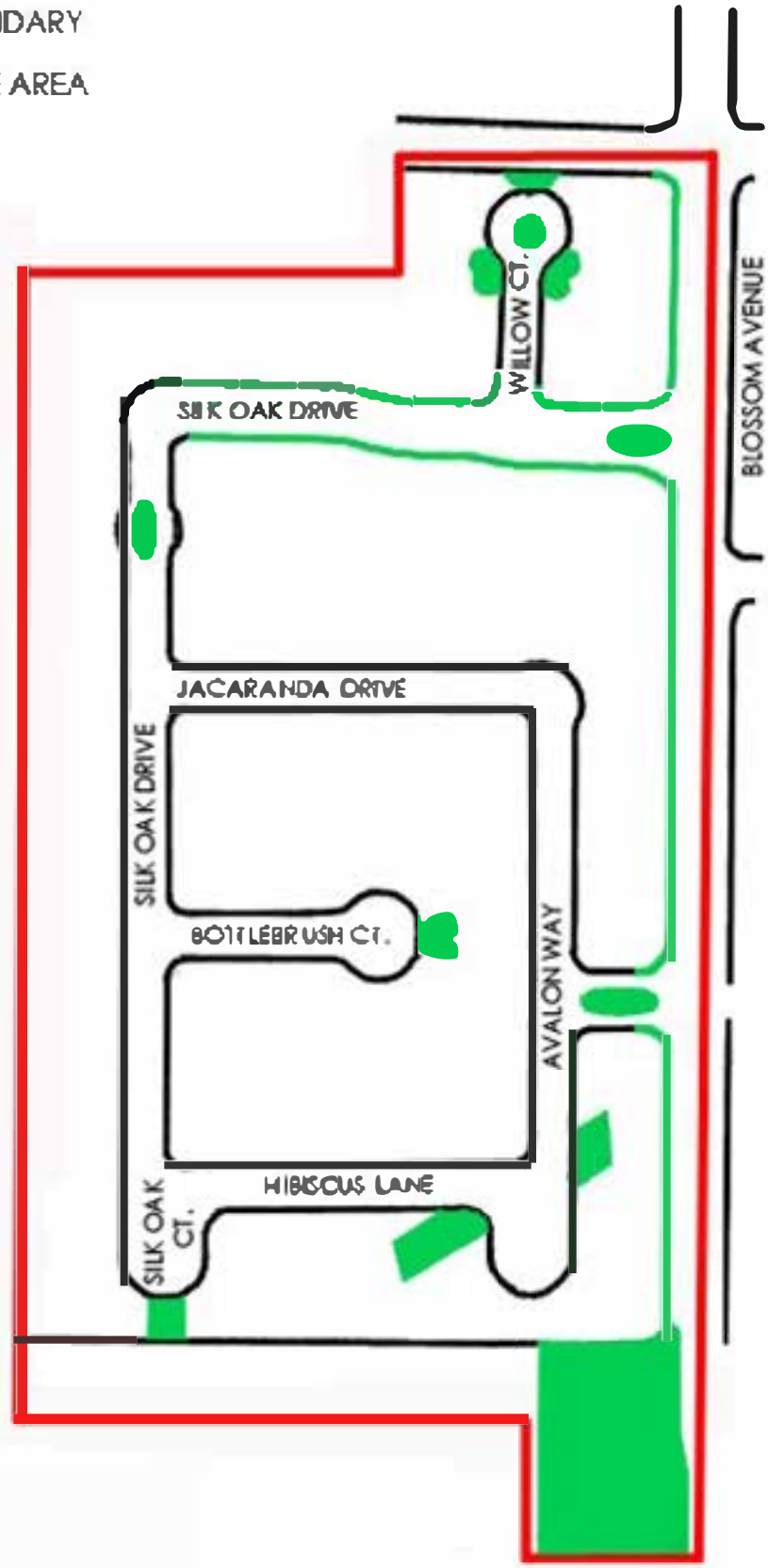

CITY OF SUISUN CITY CALIFORNIA

BLOSSOM MAINTENANCE ASSESSMENT DISTRICT
SUISUN CITY, CALIFORNIA

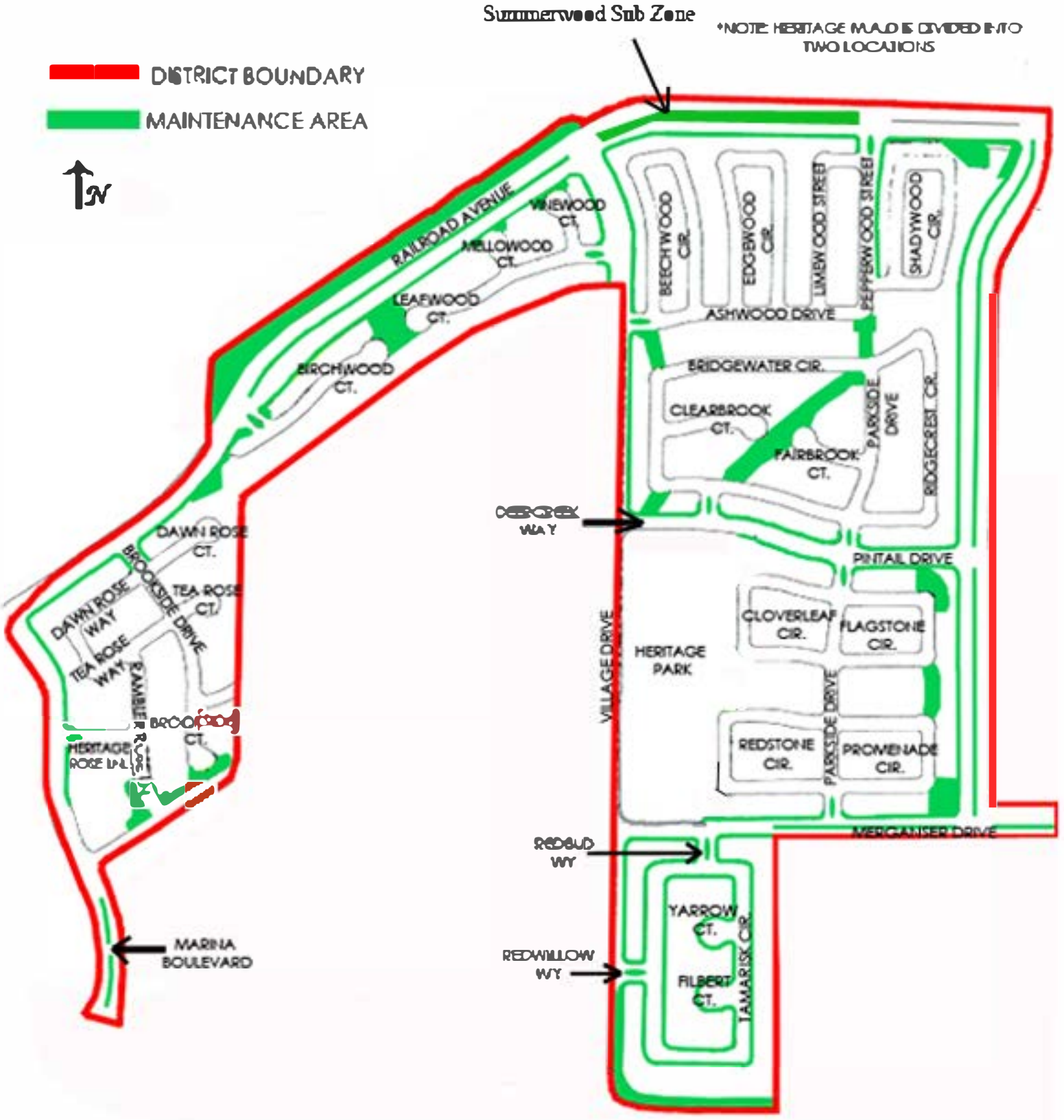

HERITAGE PARK MAINTENANCE ASSESSMENT DISTRICT
SUISUN CITY, CALIFORNIA

*NOTE: HERITAGE M.A.D IS DIVIDED INTO TWO LOCATIONS

DISTRICT BOUNDARY

MAINTENANCE AREA

N

HERITAGE PARK MAINTENANCE ASSESSMENT DISTRICT
SUISUN CITY, CALIFORNIA

DISTRICT BOUNDARY

MAINTENANCE AREA

NATIVE GRASSES

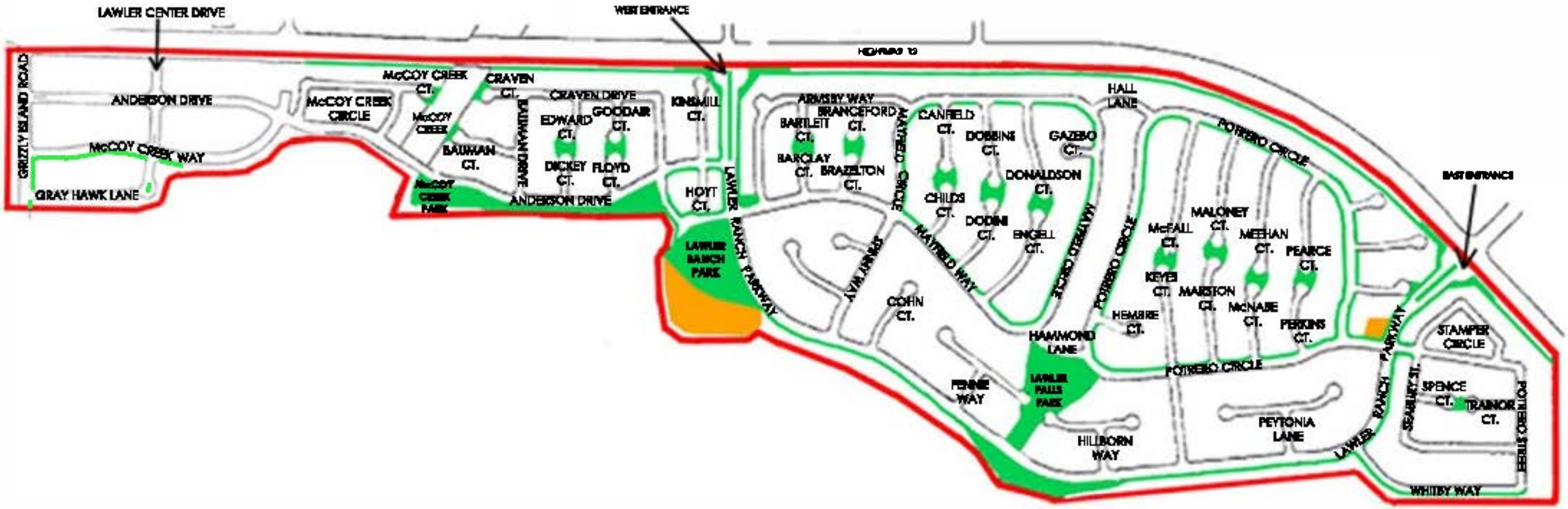

LAWLER RANCH
MAINTENANCE ASSESSMENT DISTRICT
SUISUN CITY, CALIFORNIA

DISTRICT BOUNDARY

MAINTENANCE AREA

MONTEBELLO MAINTAINANCE ASSESSMENT DISTRICT
SUISUN CITY, CALIFORNIA

Coastland Civil Engineering, Inc.
1400 Neotomas Avenue, Santa Rosa, CA 95405
707.571.8005 707.571.8037 Fax

CITY OF SUISUN CITY
PETERSON RANCH
MAINTENANCE ASSESSMENT DISTRICT

ORIGINAL PLOT DATE: DATE

Images: Xrefs: Suisun city map.dwg;Citymap2002A.dwg;cm-peterson ranch.dwg;allpurposemap.dwg;workingmap.dwg
Path: F:\BMAP-STD\Suisun\Assmt District\PETERSON RANCH EXHIB.dwg Layout Name: Layout1 Plot Date: Feb 23, 2009 at 10:40 am

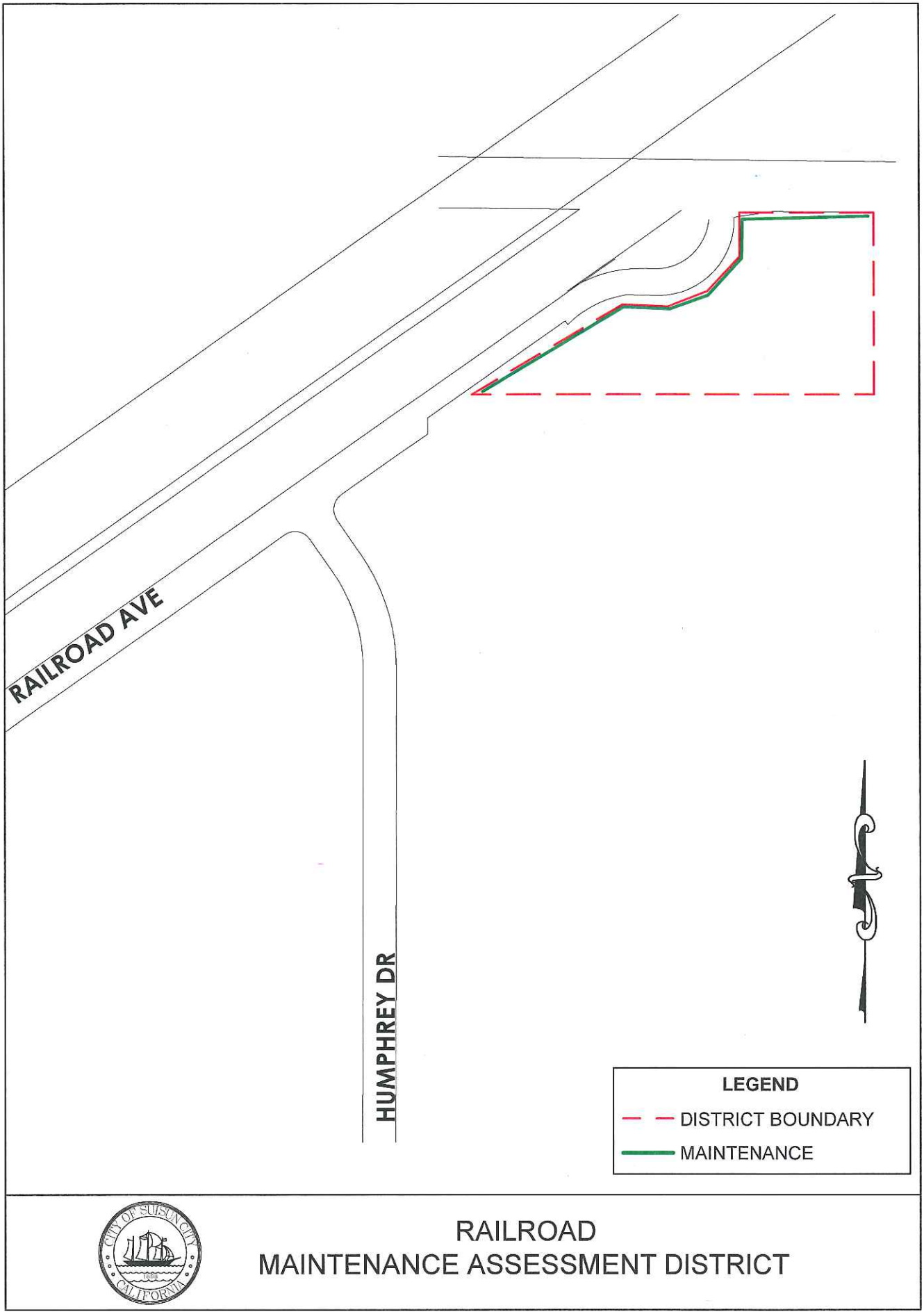

RAILROAD
MAINTENANCE ASSESSMENT DISTRICT

DISTRICT BOUNDARY

MAINTENANCE AREA

JOSIAH PARK (TO RECEIVE SEPARATE BID)

N

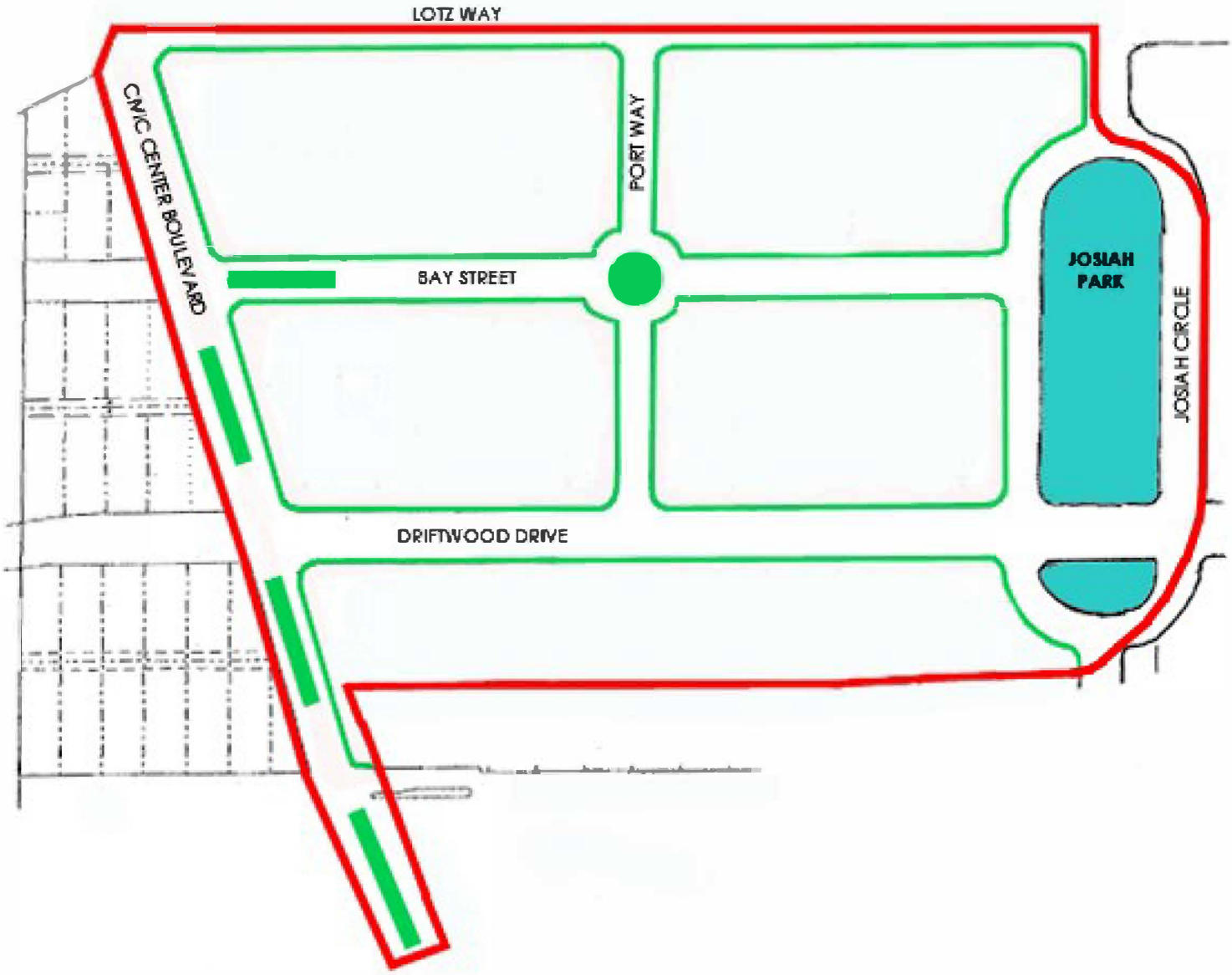

VICTORIAN HARBOR-ZONE "A"
MAINTENANCE ASSESSMENT DISTRICT
SUISUN CITY, CALIFORNIA

DISTRICT BOUNDARY

MAINTENANCE AREA

N

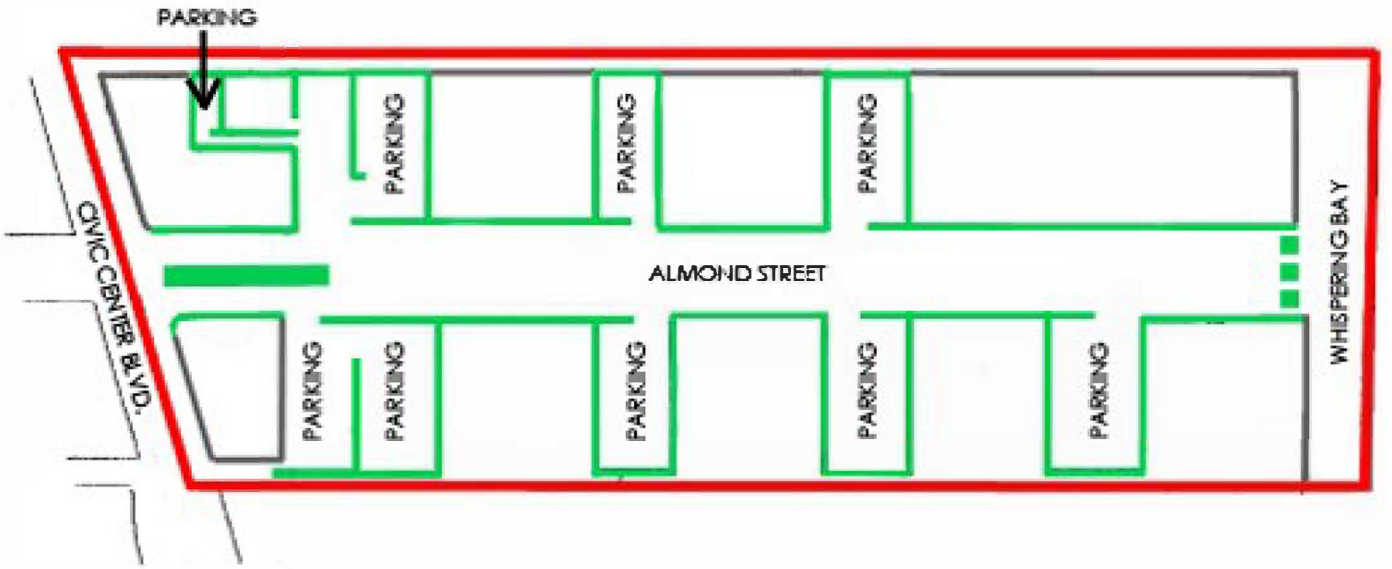

VICTORIAN HARBOR-ZONE "B"
MAINTENANCE ASSESSMENT DISTRICT
SUISUN CITY, CALIFORNIA

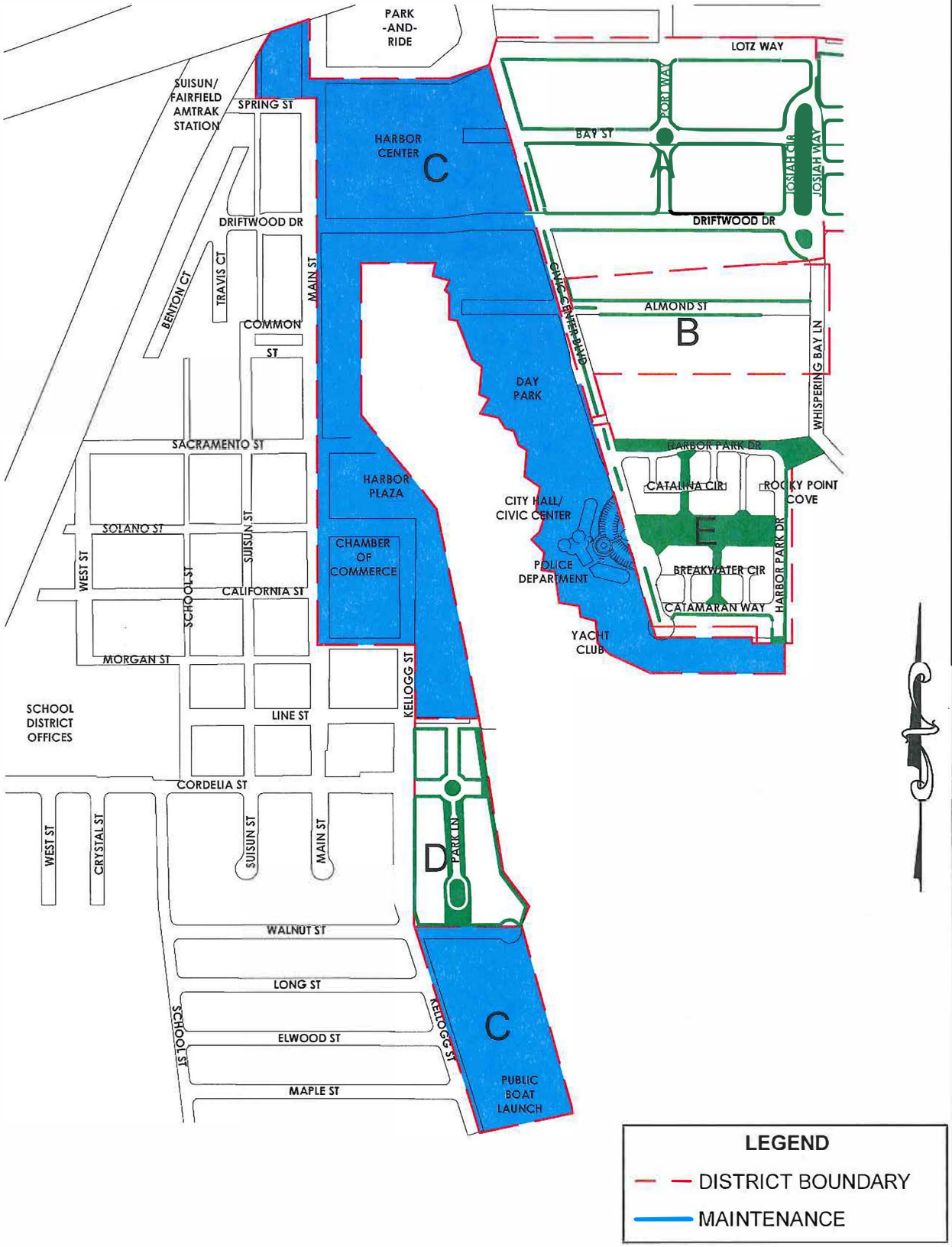

VICTORIAN HARBOR C-D
MAINTENANCE ASSESSMENT DISTRICT

DISTRICT BOUNDARY

MAINTENANCE AREA

NATIVE GRASSES

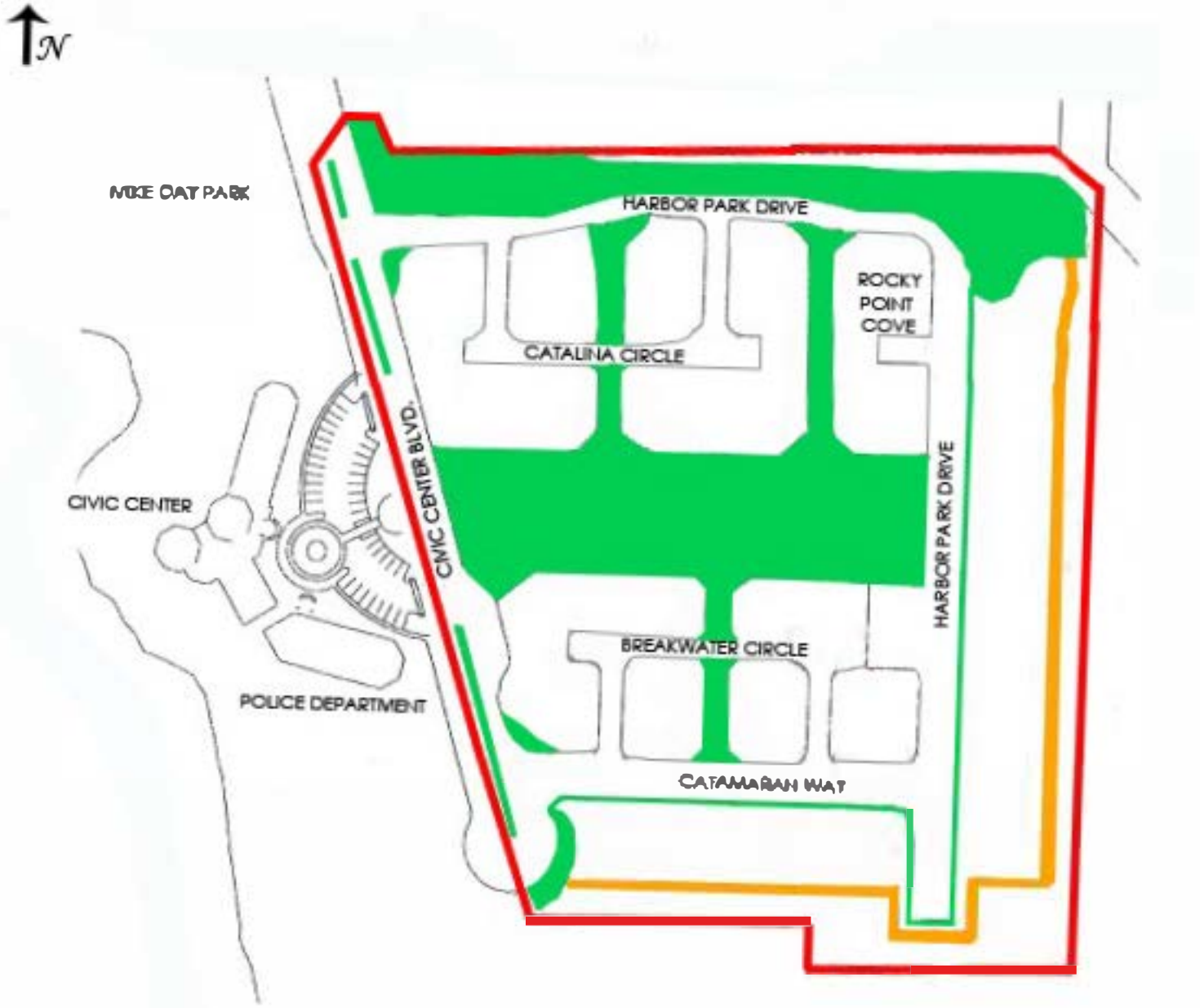

VICTORIAN HARBORZONE "E"
MAINTENANCE ASSESSMETN DISTRICT
SUISUN CITY, CALIFORNIA

DISTRICT BOUNDARY

MAINTENANCE AREA

N

LANDSCAPING & LIGHTING DISTRICTS MAPS

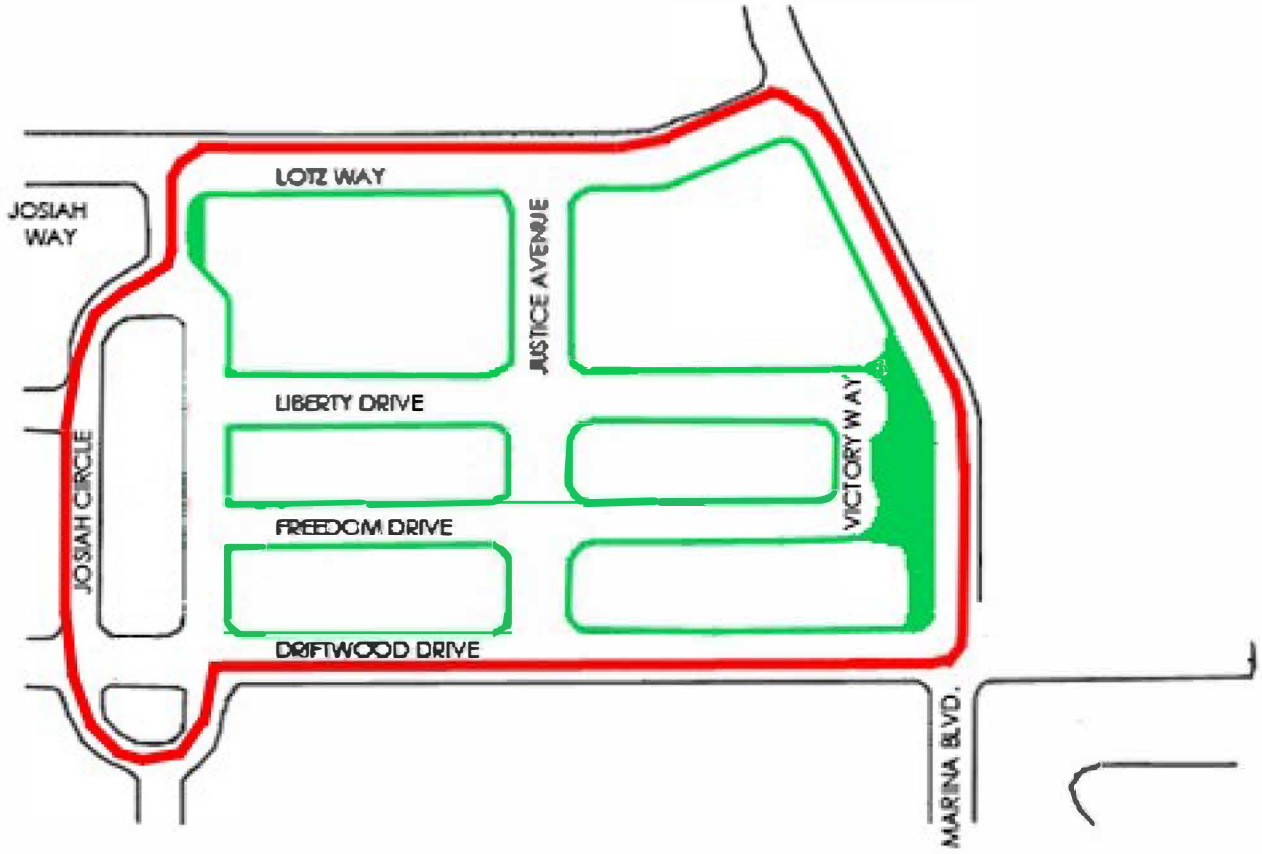

VICTORIAN HARBOR-ZONE "F" MAINTENANCE ASSESSMENT DISTRICT SUISUN CITY, CALIFORNIA

Public Hearing, Annual Levy, and Background Landscaping & Lighting Districts (Districts) & Parking Assessment District (PAD)

July 1, 2025

Fiscal Year 2025-26

1

PowerPoint Sections

1) **Section 1** - Background on Landscaping & Lighting Districts (LLDs).

2) **Section 2** – Brief Background on Parking Assessment District (PAD).

3) **Section 3** - Annual Levy Process.

2

Section 1

Background on Landscaping & Lighting Districts (LLDs)

3

Topics Covered in Section 1

- City-wide Map of Districts
- Why are Landscaping & Lighting Districts (LLDs) formed
- Why did the acronym change from Maintenance Assessment District (MAD) to LLD
- How are LLDs Formed
- Why was an Inflator Included in Most LLD Formations
- Landscape Contractor History
- Current In-House Maintenance Schedule
- When are the Annual District Meetings Held and Why
- Attendance Data
- Typical Annual Meeting Requests

4

City-Wide Map

LLDs, PAD, CFDs & Tax Zones

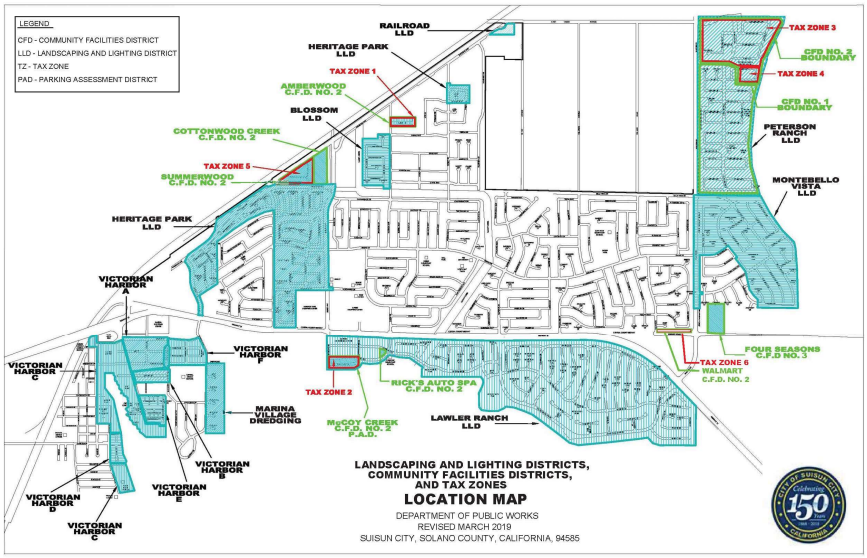

5

Why are LLDs Formed?

- Formed to cover landscaping and maintenance costs within District, such as:
  - Parks and/or playgrounds
  - Curb-side landscaping
  - Streetlights
  - Storm drain features
  - Trees
  - Common areas
  - Masonry walls/entrances
  - Unique features

6

Why did the Acronym Change from MAD to LLD?

- *Maintenance Assessment Districts = MADs*
  - This was the legal name of the Districts at formation
- *Landscaping & Lighting Districts = LLDs*
  - The generic way to reference Districts based on the language in the 1972 Act
  - Direction under a past Interim City Manager was to change the way the Districts were referred to from MADs to LLDs
  - Both may be used interchangeably in general discussion
  - LLDs are also routinely referred to as Districts

7

How are LLDs Formed?

Summary overview of the formation procedures:

- Resolution of Initiation (Adopted at a Council Meeting)
- Consultant to prepare Special Benefit Analysis and Engineer's Report
- Consultant to prepare balloting materials
- Resolution of Intention - File Engineer's Report and set time and place of Public Hearing (Adopted at a Council Meeting)
- Ballots are mailed
- Notice of Public Hearing (Clerk to publish Public Hearing Notice in local newspaper)
- Public Hearing - Protest Ballot (At Public Hearing - determine whether majority protest exists)
- If no majority protest – Adopt Resolution Ordering Levy of Assessments at Council Meeting
- Levy of Assessments sent to County Assessor's Office, annual administration of the LLD follows each year
- *If a majority protest exists – The District is not formed*
- *No levy assessment is sent to the County Assessor's Office*

8

Why is an Inflator Included in Most Districts?

- Inflator included as part of formation to help defray increase in costs due to inflation. Examples:
  - Materials/parts costs
  - Labor costs
  - Equipment costs
  - Administrative costs

Ten Year Annual Inflator History

Fiscal Year	Percentage Increase	Maximum Assessment	Actual Assessment
2016/17	3.55%	$155.88	$155.88
2017/18	1.19%	157.74	157.74
2018/19	2.72%	162.03	162.03
2019/20	2.56%	166.17	166.17
2020/21	4.01%	172.84	172.84
2021/22	2.66%	177.44	177.44
2022/23	14.79%	203.69	203.69
2023/24	1.43%	206.60	206.60
2024/25	1.10%	208.88	208.88
2025/26[1]	0.00%	208.88	208.88

(1) The 2025/26 percentage increase in the annual April Construction Cost Index was -1.453%, and as such the maximum assessment rate for 2025/26 remained the same a the prior year.

9

Current In-House Maintenance Schedule

1st Week of the Month → Victorian Harbors & Blossom

2nd Week of the Month → Heritage Park & Tax Zones

3rd Week of the Month → Peterson Ranch & Montebello Vista

4th Week of the Month → Lawler Ranch

10

When are Annual District Meeting Held & Why?

District meetings are held each year, although not required by law, to foster better communication and transparency between the City and the residents within each District.

District meeting are held during the same time window each year – roughly between the last week in February and April.

11

Attendance Data

MAD/LLD MEETING ATTEDNANCE HISTORY						
FY Meeting Held	FY20	FY21	FY22	FY23	FY24	FY25
District	**2020-21**	**2021-22**	**2022-23**	**2023-24**	**2024-25**	**2025-26**
Lawler Ranch	17	NR	5	7	6	10
Peterson Ranch	0	9	1	6	8	2
Blossom	3	1	4	3	0	1
Montebello	4	3	5	4	2	10
Heritage Park	5	4	2	4	4	5
Vic A	7	NR	3	2	4	1
Vic B	0	0	0	0	0	0
Vic C-D	1	2	3	1	2	0
Vic E	0	0	1	0	0	0
Vic F	0	1	0	0	1	1

12

Typical Annual Meeting Requests

- Code Enforcement violations
- Concerns about weeds
- Concerns about trash
- Median maintenance
- Landscape concerns for specific locations
- Landscape concerns for general area(s)
- Pothole & roadway concerns
- Tree trimming requests
- Replanting requests
- Questions about how assessment works and what it covers
- Questions about service schedule
- Irrigation repair requests
- Request for dummy security cameras
- Who owns property & who is responsible for mowing down weeds
- Streetlight repair requests

13

Section 2

Quick Overview of Parking Assessment District (PAD)

14

Why are PADs Formed?

- PADs include the maintenance of the parking spaces created specifically for the lots shown in the diagram below. These lots all hold live/work spaces. Parking spaces are for patrons of the businesses on these parcels.

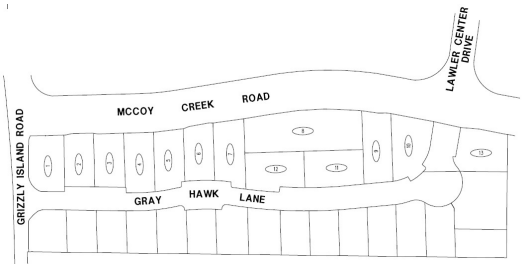

- Our PAD includes 75 on-street parking spaces located on the south side of McCoy Creek Way. The spaces benefit Lots 1 through 10 and Lot 13.

- The PAD goes through the same levy process as the LLDs except for holding an annual meeting.

15

Section 3

Annual Levy Process

16

Section 3
Topics to be Covered

- Annual Levy Process
- Proposed Assessments for FY26
- Accomplishments for FY25
- Goals for FY26
- Staff Recommendations / Questions

17

Annual Levy Process

- **Step 1 – Review of Two Resolutions for Approval by Council**
  - Council adopts a Resolution formally initiating the annual process and also orders the preparation and filing of the annual Engineer's Report
  - Council adopts a Resolution of intention which sets the Public Hearing date & time
- **Step 2 – Review of Two Resolutions for Approval by Council**
  - Council adopts Resolution approving the Final Engineer's Report.
  - Council holds Public Hearing, hears comments from the public, adopts Resolution authorizing the levy rates for the coming Fiscal Year.

18

FY2025-26 Proposed Assessments

District	# of Parcels & EDU's	NEW PROPOSED LEVY – FY25-26 (Assessment Per EDU)	ENR CCI (-1.453%) Increase FY25-26	FY24-25 (Assessment Per EDU)	First Year Assessed
Blossom	113	$208.88	$0.00	$208.88	92/93
Heritage Park	759	$192.64	$0.00	$192.64	89/90
Lawler Ranch	1,304.30	$324.65	$0.00	$324.65	90/91
Marina Village - Inlet	25	$1,127.68	$0.00	$1,127.68	95/96
Marina Village - Inlet & Main	16	$1,199.92	$0.00	$1,199.92	95/96
Marina Village - Commercial	1	$4,688.27	$0.00	$4,688.27	95/96
Montebello Vista	486	$75.00	$0.00	$75.00	89/90
Peterson Ranch	605	$445.73	$0.00	$445.73	02/03
Railroad Avenue	2	$4,682.92	$0.00	$4,682.92	91/92
Victorian Harbor A - Dredging	94	$347.25	$0.00	$347.25	94/95
Victorian Harbor A - Maint.	94	$962.79	$0.00	$962.79	94/95
Victorian Harbor B - Dredging	20.95	$347.25	$0.00	$347.25	94/95
Victorian Harbor B - Maint.	20.95	$962.79	$0.00	$962.79	94/95
Victorian Harbor C-D - Dredging	119.99	$347.25	$0.00	$347.25	94/95
Victorian Harbor C-D – Maint.	119.99	$1,444.64	$0.00	$1,444.64	94/95
Victorian Harbor E - Dredging	55	$347.25	$0.00	$347.25	94/95
Victorian Harbor E - Maint.	55	$962.79	$0.00	$962.79	94/95
Victorian Harbor F - Dredging	89	$347.25	$0.00	$347.25	94/95
Victorian Harbor F - Maint.	89	$962.79	$0.00	$962.79	94/95

EDU = Equivalent Dwelling Unit

ENR CCI = Adjusted annual inflator produced by the Engineer's News Record Construction Cost Index.

NOTE: Table also included as attachment to Agenda item.

19

Accomplishments for FY25

- Irrigation repairs in all Districts
- Continued focus training new crew on service areas & refining service rotations for each District
- Hard shrub prune in Bowl Park in Peterson Ranch (along Walking Path)
- Replaced streetlight in median on New Railroad Ave. (due to car accident)

20

Goals for FY26

- Continue to focus on the core landscaping services
- Identify training opportunities for LLD-Only Crew
- Work towards balancing LLD Budgets in Districts with revenues that don't cover expenses
- Consider possible volunteer projects in some Districts
- Re-striping project in Parking Assessment District
- Continue with 4G upgrades for Calsense controllers
- Tree trimming projects
- Antique street light painting project bid

21

Staff's Recommendations:

- Conduct the Public Hearing for the LLDs & for the PAD.
- Approve the Final Engineer's Reports for FY2024-25 for the LLDs & and for the PAD.
- Approve Assessment Increase & Levy the FY25 Assessments for the LLDs & for the PAD.

Questions?

22

THIS PAGE INTENTIONALLY LEFT BLANK

AGENDA ITEM NO. 10.

AGENDA TRANSMITTAL

MEETING DATE: July 1, 2025

AGENDA ITEM: Conduct a Public Hearing, Approve Final Engineer's Report, and Order the Levy and Collection of Assessments for the McCoy Creek Parking Benefit Assessment District:

a. Council Adoption of Resolution No. 2024-___: Amending and/or Approving the Final Engineer's Annual Levy Report for the McCoy Creek Parking Benefit Assessment District for FY 2025-26
b. Council Adoption of Resolution No. 2024-___: Ordering the Levy and Collection of Assessments within the McCoy Creek Parking Benefit Assessment District for FY 2025-26

FISCAL IMPACT: The proposed assessment would be collected for the City by the Solano County Auditor/Controller, via the secured property tax bills of the assessable parcels within the District boundary, to fund parking improvements and ongoing maintenance within the District. The maximum assessment will be subject to an annual inflation factor based on the Annual Construction Cost Index as published in the first issue of each April of the Engineering News Record magazine. This year the annual inflation factor is -1.45% which will result in no increase in the maximum assessment for Fiscal Year (FY) 2025-26. The annual levy amount will remain at the FY25 rate of $122.69. If approved, the total District budget would be $8,883. This District provides services that benefit the properties assessed, and these services would otherwise be provided through the General Fund.

STRATEGIC PLAN: Provide Good Governance. Enhance the Environment.

BACKGROUND: On May 20, 2025, the City Council initiated the process to: approve and levy the FY2025-26 assessments for the McCoy Creek Parking Assessment District (PAD), to approve the Preliminary Engineer's Report for the PAD, and to declare the Council's intent to levy and collect assessments for the PAD. Further, the City Council set July 1, 2025, as the date to hold a Public Hearing for the purpose of determining the final action on the Engineer's Report and the proposed levy of assessments. This Public Hearing has been noticed in the newspaper as prescribed by law.

STAFF REPORT: As a condition of approval for the McCoy Creek Development Project, the subdivision developer was required to create a Parking Assessment District to offset long-term maintenance costs associated with the on-street parking within public right-of-way and other maintenance. The City Council and the applicant agreed to the formation of a Parking Assessment District to offset the long-term maintenance of on-street parking for these purposes. The number of on-street parking spaces provided is 72.40. The Mixed-Use and Commercial Development portions are required to pay for the long-term maintenance of the on-street parking because those units are benefiting from the deviation to the City's off-street parking requirements and utilizing public right-of-way. The boundaries of the District are described as within the area bounded by McCoy Creek Way to the North, Gray Hawk Lane to the South, Crescent Elementary School to the East and Grizzly Island Road to the West.

The FY2025-26 annual inflator is -1.45% according to the April Engineering News Record's Construction Cost Index (CCI). Please see the Engineer's Report for a detail of the assessment.

Levy Process

On May 20, 2025, the Council initiated the process to approve the Preliminary Engineer's Report for the PAD and declared the intent to levy and collect assessments for the PAD.

Today, July 1, 2025, is a Public Hearing for taking final action on the Engineer's Report and ordering the levy of assessments. The Public Hearing also provides the PAD property owners the opportunity to address the Council with any questions and concerns they might have in their District. The Public Hearing has been noticed in the newspaper as prescribed by law.

Order the Levy of Assessment – Assessment Deadline

By law, the City Council must order the levy of assessments for the PAD. After the Public Hearing and approval of the attached resolutions, NBS will prepare the taped Assessor Parcel Assessment Report to be sent to the County in time for the Assessor's August 11, 2025, deadline.

STAFF RECOMMENDATION: It is recommended that the City Council:

1. Receive the staff report; and
2. Open the Public Hearing; and
3. Conduct a Public Hearing to receive public comment; and
4. Close the Public Hearing; and
5. Adopt Resolution No. 2025-___: Amending and/or Approving the Final Engineer's Annual Levy Report for the McCoy Creek Parking Benefit Assessment District for FY 2025-26; and
6. Adopt Resolution No. 2025-___: Ordering the Levy and Collection of Assessments within the McCoy Creek Parking Benefit Assessment District for FY 2025-26.

DOCUMENTS ATTACHED:

1. Council Adoption of Resolution No. 2025-___: Amending and/or Approving the Final Engineer's Annual Levy Report for the McCoy Creek Parking Benefit Assessment District for FY 2025-26.
2. Council Adoption of Resolution No. 2025-___: Ordering the Levy and Collection of Assessments within the McCoy Creek Parking Benefit Assessment District for FY 2025-26.
3. Final Engineer's Report for the McCoy Creek Parking Benefit Assessment District
4. Map of McCoy Creek Parking Assessment District (PAD).
5. Power Point Presentation.

PREPARED BY: Amanda Dum, Management Analyst II
REVIEWED BY: Nouae Vue, Public Works Director
APPROVED BY: Bret Prebula, City Manager

ATTACHMENTS:

1. Resolution No. 2025-___: Amending and/or Approving the Final Engineerâ€™s Annual Levy Report for the McCoy Creek Parking Benefit Assessment District for FY 2025-26.
2. Resolution No. 2025-___: Ordering the Levy and Collection of Assessments within the McCoy Creek Parking Benefit Assessment District for FY 2025-26.
3. Final Engineerâ€™s Report for the McCoy Creek Parking Benefit Assessment District.
4. Map of McCoy Creek Parking Assessment District (PAD).
5. Parking Assessment District PowerPoint Presentation.pdf

RESOLUTION NO. 2025-___

A RESOLUTION OF THE CITY COUNCIL OF THE CITY OF SUISUN CITY AMENDING AND/OR APPROVING THE FINAL ENGINEER'S ANNUAL LEVY REPORT FOR THE MCCOY CREEK PARKING BENEFIT ASSESSMENT DISTRICT FOR FISCAL YEAR 2025-26

WHEREAS, the City Council, pursuant to the provisions of the *Benefit Assessment Act of 1982, Title 5 Division 2, of the California Government Code (commencing with Section 54703)* (hereafter referred to as the "Act") did by previous Resolution, order NBS, to prepare and file an Annual Engineer's Report ("Report") in connection with the proposed levy and collection of assessments for the **McCoy Creek Parking Benefit Assessment District** (hereafter referred to as the "District"), for the fiscal year commencing July 1, 2025 and ending June 30, 2026; and,

WHEREAS, the Engineer has prepared and filed with the City Clerk of the City of Suisun City and the City Clerk has presented to the City Council said Report; and,

WHEREAS, the City Council has carefully examined and reviewed the Report as presented, and is satisfied with each and all of the items and documents as set forth therein, and finds that the levy has been spread in accordance with the special benefits received from the improvements, operation, maintenance and services to be performed, as set forth in said Report; and,

NOW, THEREFORE BE IT RESOLVED, DETERMINED, AND ORDERED BY THE CITY COUNCIL FOR THE DISTRICT, AS FOLLOWS:

Section 1 The Report, as presented, is hereby approved, and ordered to be filed in the Office of the City Clerk as a permanent record to remain open to public inspection.

PASSED AND ADOPTED at a regular meeting of the City Council of the City of Suisun City, duly held on the 1st day of July 2025, by the following vote:

AYES:	Councilmembers:	_____
NOES:	Councilmembers:	_____
ABSENT:	Councilmembers:	_____
ABSTAIN:	Councilmembers:	_____

WITNESS, my hand and seal of said City this 1st day of July 2025.

_____
Anita Skinner
City Clerk

RESOLUTION NO. 2025- _____

A RESOLUTION OF THE CITY COUNCIL OF THE CITY OF SUISUN CITY ORDERING THE LEVY AND COLLECTION OF ASSESSMENTS WITHIN THE MCCOY CREEK PARKING BENEFIT ASSESSMENT DISTRICT FOR FISCAL YEAR 2025-26

WHEREAS, the City Council has, by previous resolutions, declared their intention to hold a public hearing concerning the levy and collection of assessments within the **McCoy Creek Parking Benefit Assessment District** (hereafter referred to as the "District") for the fiscal year commencing July 1, 2025, and ending June 30, 2026, pursuant to the provisions of the *Benefit Assessment Act of 1982, Title 5 Division 2, of the California Government Code (commencing with Section 54703)* (hereafter referred to as the "Act") to pay the costs and expenses of operating, maintaining and servicing the improvements located within the District; and,

WHEREAS, the City of Suisun City (the "City") has retained NBS Government Finance Group, DBA NBS ("NBS") for the purpose of assisting with the annual levy of the District, and to prepare and file an Annual Engineer Report; and,

WHEREAS, the City Council desires to levy and collect assessments against parcels of land within the District for the fiscal year commencing July 1, 2025, and ending June 30, 2026, to pay the costs and expenses of operating, maintaining and servicing the improvements within the District; and,

WHEREAS, the City and its legal counsel have reviewed Proposition 218 and found that these assessments comply with applicable provisions of Section XIII D of the California State Constitution; and,

WHEREAS, the assessments are in compliance with all laws pertaining to the levy of the maintenance district assessments, and the assessments are levied without regard to property valuation; and,

NOW, THEREFORE BE IT RESOLVED, DETERMINED, AND ORDERED BY THE CITY COUNCIL FOR THE DISTRICT, AS FOLLOWS:

Section 1 Following notice duly given, the City Council has held a full and fair Public Hearing regarding its Resolution Approving and or Amending the Final Engineer's Report prepared in connection therewith; the levy and collection of assessments, and considered all oral and written statements, protests and communications made or filed by interested persons.

Section 2 Based upon its review (and amendments, as applicable) of the Final Annual Engineer's Report, a copy of which has been presented to the City Council and which has been filed with the City Clerk, the City Council hereby finds and determines that:

i) The land within the District will receive special benefit by the construction, operation, maintenance, and servicing of parking facilities including, but not limited to, maintenance, replacement, repair, materials, personnel, contracting services, and other items necessary for the satisfactory operation of these services.

ii) The District includes all of the lands receiving such special benefit.

iii) The net amount to be assessed upon the lands within the District in accordance with the costs for the fiscal year commencing July 1, 2025, and ending June 30, 2026, is apportioned by a formula and method which fairly distributes the net amount among all eligible parcels in proportion to the estimated special benefit to be received by each parcel from the improvements and services.

Section 3 The Reports and assessments as presented to the City Council and on file in the office of the City Clerk are hereby confirmed as filed.

Section 4 The City Council hereby orders the proposed improvements to be made, which improvements are fully outlined in the Annual Engineer's Report, which provide details of all improvements. Services provided include all necessary service, operations, administration and maintenance required to keep the improvements in a healthy, vigorous and satisfactory condition.

Section 5 The maintenance, operation and servicing of the parking facilities shall be performed pursuant to the Act and the County Auditor of the County of Solano shall enter on the County Assessment Roll opposite each parcel of land the amount of levy, and such levies shall be collected at the same time and in the same manner as the County taxes are collected. After collection by the County, the net amount of the levy shall be paid to the City Treasurer.

Section 6 The City Treasurer shall deposit all money representing assessments collected by the County of Solano for the District to the credit of a fund for the McCoy Creek Parking Benefit Assessment District, and such money shall be expended only for the maintenance, operation and servicing of the parking facilities as described in Section 4.

Section 7 The adoption of this Resolution constitutes the District levy for the Fiscal Year commencing July 1, 2025, and ending June 30, 2026.

Section 8 The City Clerk is hereby authorized and directed to file the levy with the County Auditor upon adoption of this Resolution.

Section 9 A certified copy of the levy shall be filed in the office of the City Clerk and open for public inspection.

PASSED AND ADOPTED at a regular meeting of the City Council of the City of Suisun City, duly held on the 1st day of July 2025, by the following vote:

AYES: Councilmembers: _____
NOES: Councilmembers: _____

ABSENT: Councilmembers: _____
ABSTAIN: Councilmembers: _____

WITNESS, my hand and seal of said City this 1st day of July 2025.

_____
Anita Skinner
City Clerk

CITY OF SUISUN CITY

Fiscal Year 2025/26 Engineer's Report For:

Maintenance Assessment Districts

April 2025

Prepared by:

NBS
helping communities fund tomorrow
nbsgov.com

Corporate Headquarters
32605 Temecula Parkway, Suite 100
Temecula, CA 92692
Toll free: 800.676.7516

TABLE OF CONTENTS

1. Engineer's Letter 1
2. 2025/26 Summary 2
3. Overview 4
4. Blossom MAD 6
5. Heritage Park MAD 9
6. Lawler Ranch MAD 12
7. Marina Village Channel Improvement District 15
8. Montebello Vista MAD 19
9. Peterson Ranch MAD 22
10. Railroad Avenue MAD 26
11. Victorian Harbor MAD 29

Appendix A – Assessment Diagrams ..... A

Appendix B – 2025/26 Assessment Roll ..... B

1. ENGINEER'S LETTER

WHEREAS, the City Council of the City of Suisun City (the "City") previously formed the Maintenance Assessment Districts (the "MAD"s) listed in the table below. Six of the Maintenance Assessment Districts were formed pursuant to the Landscaping and Lighting Act of 1972, (the "1972 Act"), Division 15, Part 2 of the California Streets and Highway Code, and two of the Maintenance Assessment Districts were formed under the Municipal Improvement Act of 1913 (the "1913 Act"), Division 12 of the California Streets and Highways Code (together, the "Assessment Law"); and

Maintenance Assessment Districts [1]	
Blossom Maintenance Assessment District	Montebello Vista Maintenance Assessment District
Heritage Park Maintenance Assessment District	Peterson Ranch Maintenance Assessment District
Lawler Ranch Maintenance Assessment District	Railroad Avenue Maintenance Assessment District
Marina Village Channel Improvement District [2]	Victorian Harbor Maintenance Assessment District [2]

(1) Including all subsequent zones therein.
(2) Formed pursuant to the 1913 Act.

WHEREAS, on May 20st, 2025, the City Council under the 1972 Act, adopted its Resolution Initiating Proceedings for the Annual Levy of Assessments and Ordering the Preparation of an Engineer's Report (the "Report") for the Maintenance Assessment Districts; and

WHEREAS, the Resolution of Initiation directed NBS to prepare and file a report presenting plans and specifications describing the general nature, location, and extent of the improvements to be maintained, an estimate of the costs of the maintenance, operations and servicing of the improvements for the Maintenance Assessment Districts for the referenced fiscal year, a diagram for the Maintenance Assessment Districts, showing the area and properties to be assessed, and an assessment of the estimated costs of the maintenance, operations, and servicing the improvements, assessing the net amount upon all assessable lots and/or parcels within the Maintenance Assessment Districts in proportion to the special benefit received; and

NOW THEREFORE, the assessments are proposed to be authorized in order to pay for the estimated costs of maintenance, operations, and servicing of improvements to be paid by the assessable real property within the boundaries of each of the Maintenance Assessment Districts in proportion to the special benefit received. For a summary of the proposed assessments in each of the Maintenance Assessment Districts for Fiscal Year 2025/26, please refer to the 2025/26 Summary in the following section of this Engineer's Report. For final budget numbers, please refer to the City's adopted budget.

I, the undersigned, respectfully submit the enclosed Engineer's Report and, to the best of my knowledge, information and belief, the Engineer's Report and assessments herein have been prepared and computed together, in accordance with the Assessment Law.

By: _____
City of Suisun City
Public Works Director (Engineer of Work)

2. 2025/26 SUMMARY

Blossom Maintenance Assessment District

2025/26 Estimated Levy	Current EDUs	2025/26 Actual Rate per EDU	2025/26 Maximum Rate per EDU
$23,603.44	113.00	$208.88	$208.88

Heritage Park Maintenance Assessment District

2025/26 Estimated Levy	Current EDUs	2025/26 Actual Rate per EDU	2025/26 Maximum Rate per EDU
$146,213.76	759.00	$192.64	$192.64

Lawler Ranch Maintenance Assessment District

2025/26 Estimated Levy[(1)]	Current EDUs	2025/26 Actual Rate per EDU	2025/26 Maximum Rate per EDU
$423,412.38	1,304.26	$325.65	$325.65

(1) Actual assessments may be rounded to the nearest even penny in accordance with the requirements of the County for placement on the tax rolls.

Marina Village Channel Improvement District

Description	2025/26 Estimated Levy[(1)]	Parcel Count	2025/26 Actual Rate per Parcel	2025/26 Maximum Rate per Parcel
Inlet	$28,192.00	25	$1,127.68	$1,127.68
Inlet and Main	19,198.72	16	1,199.92	1,199.92
Commercial	4,688.26	1	4,688.27	4,688.27
Total	**$52,078.98**	**42**		

(1) Actual assessments may be rounded to the nearest even penny in accordance with the requirements of the County for placement on the tax rolls.

Montebello Vista Maintenance Assessment District

2025/26 Estimated Levy	Current EDUs	2025/26 Actual Rate per EDU	2025/26 Maximum Rate per EDU
$36,450.00	486.00	$75.00	$75.00

Peterson Ranch Maintenance Assessment District

2025/26 Estimated Levy[(1)]	Current EDUs	2025/26 Actual Rate per EDU	2025/26 Maximum Rate per EDU
$269,660.60	605.00	$445.73	$445.73

(1) Actual assessments may be rounded to the nearest even penny in accordance with the requirements of the County for placement on the tax rolls.

Railroad Avenue Maintenance Assessment District

2025/26 Estimated Levy	Current EDUs	2025/26 Actual Rate per EDU	2025/26 Maximum Rate per EDU
$9,365.84	2.00	$4,682.92	$4,682.92

Victorian Harbor Maintenance Assessment District (Maintenance)

Zone	2025/26 Estimated Levy[1]	Current EDUs	2025/26 Actual Rate per EDU	2025/26 Maximum Rate per EDU
A	$90,501.32	94.00	$962.79	$962.79
B	20,170.48	20.95	962.79	962.79
C-D	173,342.16	119.99	1,444.64	1,444.64
E	52,952.90	55.00	962.79	962.79
F	85,687.42	89.00	962.79	962.79
Total	**$422,654.28**	**378.94**		

(1) Actual assessments may be rounded to the nearest even penny in accordance with the requirements of the County for placement on the tax rolls.

Victorian Harbor Maintenance Assessment District (Dredging)

Zone	2025/26 Estimated Levy[1]	Current EDUs	2025/26 Actual Rate per EDU	2025/26 Maximum Rate per EDU
A	$32,640.56	94.00	$347.25	$347.25
B	7,274.86	20.95	347.25	347.25
C-D	43,457.96	126.15	347.25	347.25
E	19,098.20	55.00	347.25	347.25
F	30,904.36	89.00	347.25	347.25
Total	**$133,375.94**	**385.10**		

(1) Actual assessments may be rounded to the nearest even penny in accordance with the requirements of the County for placement on the tax rolls.

3. OVERVIEW

3.1 Introduction

The City was established in October of 1868. The City has become a prosperous waterfront community and increasingly vibrant with one-of-a-kind shops and restaurants in historically authentic buildings. The City and property owners have formed several assessment districts within the community to provide for the continued maintenance and servicing of various improvements located within public rights-of-way and dedicated easements.

3.2 Proposition 218

Pursuant to the 1972 Act and Proposition 218, all parcels that receive a special benefit conferred upon them as a result of the maintenance and operation of improvements and services shall be identified, and the proportionate special benefit derived by each identified parcel shall be determined in relationship to the entire costs of the maintenance and operation of improvements. The 1972 Act permits the establishment of assessment districts by agencies for the purpose of providing certain public improvements which include the operation, maintenance, and servicing of landscaping improvements.

Section 22673 of the 1972 Act requires that maintenance assessments must be levied according to benefit rather than according to assessed value. This Section states:

> *"The net amount to be assessed upon lands within an assessment district may be apportioned by any formula or method which fairly distributes the net amount among all assessable lots or parcels in proportion to the estimated benefit to be received by each such lot or parcel from the improvements."*
>
> *"The determination of whether or not a lot or parcel will benefit from the improvements shall be made pursuant to the Improvement Act of 1911 (Division 7 (commencing with Section 5000))."*

Section 22674 of the 1972 Act also permits the designation of zones of benefit within any individual assessment district if "by reasons or variations in the nature, location, and extent of the improvements, the various areas will receive different degrees of benefit from the improvement."

Article XIII D, Section 4(a) of the California Constitution limits the amount of any assessment to the proportional special benefit conferred on the property. Article XIII D also provides that publicly owned properties must be assessed unless there is clear and convincing evidence that those properties receive no special benefit from the assessment. Exempted from the assessment would be the areas of public streets, public avenues, public lanes, public roads, public drives, public courts, public alleys, public easements and public rights-of-ways, public greenbelts, and public parkways.

The net amount to be assessed may be apportioned by any formula or method which fairly distributes the net amount among all assessable lots or parcels. Proposition 218, approved by the voters in November 1996, requires the District to separate general benefit from special benefit, whereas only special benefit is assessed.

3.3 Benefit Provided by Maintenance Assessment Districts

The method for apportioning the assessment is based upon the relative special benefit derived by the properties in each Maintenance District over and above the general benefit conferred on real property adjacent to each Maintenance District or to the public at large. Assessed parcels within each Maintenance District receive special benefit from the maintenance and operation of the improvements. Particular and distinct benefits provided to parcels within each Maintenance District include:

- Improving the livability, appearance, and desirability for properties within the boundaries of each Maintenance District.
- Ensuring that improvements do not reach a state of deterioration or disrepair so as to be materially detrimental to properties within each Maintenance District.
- That proper maintenance of the landscaping, ornamental structures, and appurtenant facilities reduces property related crimes (especially vandalism) against properties within each Maintenance District.
- Providing beautification, shade, and overall enhancement to properties within each Maintenance District.

The above-mentioned items contribute to a specific enhancement of the properties within each Maintenance District. Since these improvements, including parks, were installed and are maintained specifically for the properties within each Maintenance District; only properties within each Maintenance District receive a special benefit and are assessed for said maintenance.

In addition to the special benefits received by the parcels within the Maintenance Assessment Districts, there are incidental general benefits conferred by the improvements. The proper maintenance of landscaping and appurtenant facilities within the Maintenance Assessment Districts, which includes the spraying and treating of landscaping, reduces the likelihood of insect infestation and other diseases spreading to landscaping located in other areas of the City. Additionally, the proper maintenance of landscaping and other ornamental structures provides a positive visual experience to persons passing by the Maintenance Assessment Districts, whether driving or walking. Each of the aforementioned constitutes incidental general benefits conferred by the improvements.

The total benefits thus are a combination of the special benefits to the parcels within each Maintenance District and the general benefits to the public at large and to the adjacent properties. The portion of the total maintenance costs which are associated with general benefits will not be assessed to parcels within the Maintenance Assessment Districts but will be paid from other City funds.

4. BLOSSOM MAD

4.1 Plans and Specifications

The Blossom Maintenance Assessment District ("Blossom MAD") provides and ensures the continued maintenance, servicing, administration, and operation of various landscaping improvements, street lighting, and associated appurtenances located within medians, public rights-of-way and dedicated easements within the boundaries.

The territory within the Blossom MAD is located generally on the west side of Blossom Avenue within the City and includes the territory on Silk Oak Court, Jacaranda Drive, Silk Oak Drive, Willow Court, Avalon Way, Hibiscus Lane, and Bottlebrush Court.

The improvements are the construction, operation, maintenance, and servicing of landscaping improvements, street lighting, and associated appurtenances located within certain medians, the public right-of-way, and dedicated easements within the boundaries. Maintenance and servicing includes, but is not limited to: personnel, electrical energy, utilities such as water and gas, materials, contracting services, and other items necessary for the satisfactory operation of these services as described as follows. Landscape improvements provided may include, but are not limited to: ground cover, shrubs, plants and trees, irrigation and drainage systems, graffiti removal, and associated appurtenant facilities. Street lighting improvements include all facilities and components of the streetlight system. Services provided include all necessary service, operations, administration, and maintenance required to keep the above-mentioned improvements in a healthy, vigorous, working, and satisfactory condition.

The following is a brief description of the improvements to be maintained and operated:

- Street Lighting: Street lighting along the West side of Blossom Avenue fronting the Blossom MAD and all interior streets. There are 14 streetlights being maintained.
- Median Island Landscaping: There are four small median islands, which are being maintained. Two are located on Silk Oak Drive, one on Willow Court, and one on Avalon Way.
- Curbside Landscaping: The maintenance of curbside landscaping along the west side of Blossom Avenue, fronting the Blossom MAD, and the three interior landscaped waterline easements. In addition, the Blossom MAD supplies irrigation water and irrigation system maintenance to the parkway strips along Silk Oak Drive.
- There are no park facilities or riparian vegetation being maintained.

Reference is made to the plans and specifications for the improvements, which are on file with the City.

4.2 Estimate of Costs

The following page shows the estimate of costs and revenues related to the Blossom MAD. The estimates of costs and revenues are preliminary and do not reflect actual costs or revenues unless otherwise stated as "Actual."

City of Suisun City
Blossom Maintenance Assessment District
Cash Position Summaries
Fiscal Year 2025-26 Annual Budget

Budget Activity	FY 2022-23 Actual	FY 2023-24 Actual	FY 2024-25 Amended Budget	FY 2025-26 Proposed Budget
Resources				
Beginning Balance	$26,395	$29,055	$36,884	$18,577
District Assessment	$11,508	$23,334	$23,669	$23,669
Interest Earnings	121	822	300	300
Subtotal: Revenue & Transfers	**$11,629**	**$24,156**	**$23,969**	**$23,969**
Subtotal: Resources	**$38,024**	**$53,212**	**$60,853**	**$42,546**
Expenditures				
UAL-PERS	$168	$162	$259	$259
Other Professional Services	328	514	800	800
Software	0	0	0	3,732
Postage	0	108	0	0
Advertising	0	13	0	0
Property Tax Admin Fee	115	222	800	200
Other Contract Services	0	0	1,500	1,500
Field Supplies	258	48	1,300	1,300
PG&E Street Lights	600	219	700	700
Water and Sewer Charge	3,371	4,453	5,000	5,000
Public Works Crew Support	3,478	8,643	7,656	16,000
Field Equipment	0	0	4,300	4,300
Operating Contingency	0	0	18,000	17,169
Investment Loss	(416)	(479)	0	0
Subtotal: Operating	**$7,291**	**$13,903**	**$40,315**	**$50,960**
Staff Administration Costs	$1,067	$1,600	$1,600	$1,600
Solar Energy Project	0	824	361	361
Subtotal: Non-Operating	**$1,067**	**$2,424**	**$1,961**	**$1,961**
Subtotal: Expenditures	**$8,968**	**$16,328**	**$11,981**	**$52,921**
Ending Balance	$29,055	$36,884	$18,577	($10,375)

4.3 Method of Apportionment

The assessments for Fiscal Year 2025/26 apportioned to each parcel as shown on the latest equalized roll at the Solano County Assessor's office are listed in Appendix B of this Report. The description of each lot or parcel is part of the records of the Solano County Assessor and such records are, by reference, made part of this Report.

Pursuant to the 1972 Act and Article XIII D of the Constitution of the State of California, all parcels that have special benefit conferred upon them as a result of the maintenance and operation of improvements shall be identified and the proportionate special benefit derived by each identified parcel shall be determined in relationship to the entire cost of the maintenance and operation of the improvements. Only parcels that receive direct special benefit are assessed and each parcel is assessed in proportion to the estimated benefit received. The method for spreading the estimated benefit received by each parcel is based on the Equivalent Dwelling Unit ("EDU") factor. Each of the 113 parcels within the Blossom MAD will receive 1 EDU.

The costs for performing the maintenance, repair, replacement, and construction of all the improvements have been apportioned uniformly to all 113 EDUs. The assessment is spread to each of the 113 EDUs as follows:

Estimated Fiscal Year 2025/26 Levy - Blossom MAD	$23,603.44
Total Blossom MAD Assessable EDUs	113
Maximum Fiscal Year 2025/26 Assessment Per EDU	**$208.88**
Actual Fiscal Year 2025/26 Assessment Per EDU	$208.88

4.4 CCI Inflator and Historical Assessment Rates

The adopted annual rate during Fiscal Year 2001/02 was $100.00 per EDU. This rate was authorized, by property owner approval, to automatically increase each year based on the Annual Construction Cost Index for San Francisco as published in the first issue of each April of the Engineering News Record magazine ("April Construction Cost Index"). The following table shows the April Construction Cost Index history and the authorized assessment related to the increase for the ten most recent fiscal years.

Fiscal Year	Percentage Increase	Maximum Assessment	Actual Assessment
2016/17	3.55%	$155.88	$155.88
2017/18	1.19%	157.74	157.74
2018/19	2.72%	162.03	162.03
2019/20	2.56%	166.17	166.17
2020/21	4.01%	172.84	172.84
2021/22	2.66%	177.44	177.44
2022/23	14.79%	203.69	203.69
2023/24	1.43%	206.60	206.60
2024/25	1.10%	208.88	208.88
2025/26[(1)]	0.00%	208.88	208.88

(1) The 2025/26 percentage increase in the annual April Construction Cost Index was -1.453%, and as such the maximum assessment rate for 2025/26 remained the same as the prior year.

5. HERITAGE PARK MAD

5.1 Plans and Specifications

The Heritage Park Maintenance Assessment District ("Heritage MAD") provides and ensures the continued maintenance, servicing, administration, and operation of various landscaping improvements, street lighting, and associated appurtenances located within certain parks, medians, the public right-of-way and dedicated easements within the boundaries.

The territory within the Heritage MAD is located generally north of Highway 12, west of Sunset Avenue, south of Railroad Avenue, and east of Marina Boulevard. The territory within the Buena Vista/California Tapestries subdivision and the territory located east of Worley Road and north of Lois Lane are within the Heritage MAD.

The improvements are the construction, operation, maintenance, and servicing of landscaping improvements, street lighting, and associated appurtenances located within certain parks, medians, the public right-of-way and dedicated easements within the boundaries. Maintenance and servicing includes, but is not limited to: personnel, electrical energy, utilities such as water and gas, materials, contracting services, and other items necessary for the satisfactory operation of these services as described. Landscape improvements may include, but are not limited to: ground cover, shrubs, plants and trees, irrigation and drainage systems, graffiti removal, and associated appurtenant facilities. Street lighting improvements include all facilities and components of the streetlight system. Services provided include all necessary service, operations, administration, and maintenance required to keep the above-mentioned improvements in a healthy, vigorous, working, and satisfactory condition.

The following is a brief description of the improvements to be maintained and operated:

- Heritage Park.
- Street Lighting: Street lighting along the east side of Village Drive, the center median and south side of Railroad Avenue, the central median of Sunset Avenue, the central median of Merganser Drive, and on all interior streets in the Heritage MAD. There are 160 streetlights being maintained.
- Median Island Landscaping: All median islands within the Heritage MAD are being maintained.
- Curbside Landscaping: The curbside landscaping along the east side of Worley Road, the north side of Charles Way, north side of Highway 12, the east side of Village Drive, the south side of Railroad Avenue, the east side of Marina Boulevard, the north side of Buena Vista Avenue, the east side of Sunset Avenue, the north side of Merganser from Sunset to Village Drive, both sides of Merganser fronting the Heritage Park, and the three interior landscaped waterline easements.

Reference is made to the plans and specifications for the improvements, which are on file with the City.

5.2 Estimate of Costs

The following page shows the estimate of costs and revenues related to the Heritage MAD. The estimates of costs and revenues are preliminary and do not reflect actual costs or revenues unless otherwise stated as "Actual."

City of Suisun City

Heritage Park Maintenance Assessment District

Cash Position Summaries

Fiscal Year 2025-26 Annual Budget

Budget Activity	FY 2022-23 Actual	FY 2023-24 Actual	FY 2024-25 Amended Budget	FY 2025-26 Proposed Budget
Resources				
Beginning Balance	($48,360)	($62,049)	($92,042)	($123,768)
District Assessment	$73,107	$146,141	$146,214	$146,214
Interest Earnings	(632)	(2,095)	200	200
Transfer from General Fund	18,600	27,900	27,900	27,900
Transfer from CFD#2 TZ#3	13,333	20,000	20,000	21,500
Subtotal: Revenue & Transfers	**$31,933**	**$47,900**	**$194,314**	**$195,814**
Subtotal: Resources	**$56,049**	**$129,897**	**$102,272**	**$72,046**
Expenditures				
UAL-PERS	$1,133	$1,090	$1,744	$1,744
Other Professional Services	919	1,407	2,000	2,000
Postage	0	609	0	0
Printing	0	61	100	0
Advertising	0	13	0	0
Property Tax Admin Fee	731	1,389	2,200	1,700
Field Supplies	2,109	3,145	6,900	3,600
PG&E Street Lights	6,840	5,283	12,436	12,436
Water and Sewer Charge	57,653	91,933	79,000	79,000
Public Works Crew Support	40,263	100,047	88,624	88,600
Field Equipment	0	0	12,900	0
Investment Loss	(1,483)	0	0	0
Subtotal: Operating	**$108,165**	**$204,977**	**$205,904**	**$189,080**
Staff Administration Costs	$9,933	$14,900	$14,900	$14,900
Solar Energy Project		2,061	5,236	5,236
Subtotal: Non-Operating	**$9,933**	**$16,961**	**$20,136**	**$20,136**
Subtotal: Expenditures	**$118,098**	**$221,938**	**$226,040**	**$209,216**
Ending Balance	($62,049)	($92,042)	($123,768)	($137,171)

5.3 Method of Apportionment

The assessments for Fiscal Year 2025/26 apportioned to each parcel as shown on the latest equalized roll at the Solano County Assessor's office are listed in Appendix B of this Report. The description of each lot or parcel is part of the records of the Solano County Assessor and such records are, by reference, made part of this Report.

Pursuant to the 1972 Act and Article XIII D of the Constitution of the State of California, all parcels that have special benefit conferred upon them as a result of the maintenance and operation of improvements shall be identified and the proportionate special benefit derived by each identified parcel shall be determined in relationship to the entire cost of the maintenance and operation of the improvements. Only parcels that receive direct special benefit are assessed, and each parcel is assessed in proportion to the estimated benefit received.

The costs for performing the maintenance, repair, replacement, and construction of all the improvements have been apportioned uniformly to all of the 759 assessable residential properties within the Heritage MAD. This includes the 91 parcels in the Buena Vista/California Tapestries subdivision. The assessment is spread to each of the 759 assessable EDUs as follows:

Estimated Fiscal Year 2025/26 Levy - Heritage MAD	$146,213.76
Total Heritage MAD Assessable EDUs	759
Maximum Fiscal Year 2025/26 Assessment Per EDU	**$192.64**
Actual Fiscal Year 2025/26 Assessment Per EDU	$192.64

The maximum annual assessment per EDU of $192.64 listed for Fiscal Year 2025/26 remains unchanged from Fiscal Year 1998/99. There is no annual inflator for the Heritage MAD.

6. LAWLER RANCH MAD

6.1 Plans and Specifications

The Lawler Ranch Maintenance Assessment District ("Lawler MAD") provides and ensures the continued maintenance, servicing, administration, and operation of various landscaping improvements, street lighting, and associated appurtenances, including entrances, sound walls, and fencing located within certain parks, medians, and the public right-of-way and dedicated easements.

The territory within Lawler MAD is located generally on the south side of Highway 12, between Grizzly Island Road and Walters Road and the south-eastern border of the City limits.

The improvements are the construction, installation, operation, maintenance, repair, replacement, and servicing of all streetlights, the median islands, entrance monuments, sound walls, fencing, back up landscaping, and the one acre, three acre, and ten-acre parks located in the Lawler MAD. Additional improvements necessary for the maintenance of the Lawler Ranch mitigation section of the Grizzly Island Wildlife Area are also included. Maintenance and servicing includes, but is not limited to: personnel, electrical energy, utilities such as water and gas, materials, contracting services, and other items necessary for the satisfactory operation of these services as described. Landscape improvements may include, but are not limited to: ground cover, shrubs, plants and trees (including palm trees), irrigation and drainage systems, graffiti removal, and associated appurtenant facilities. Street lighting improvements include all facilities and components of the street/trail light system. Median Island improvements include landscaping, irrigation and drainage systems, and median curbs. Curbside improvements include landscaping, sidewalks, and irrigation and drainage systems. Services provided include all necessary service, operations, administration, and maintenance required to keep the above-mentioned improvements in a healthy, vigorous, working, and satisfactory condition.

The following is a brief description of the improvements to be maintained and operated:

- The one-acre park on Anderson Drive, the three-acre park on Hammond Lane and the ten-acre Park on Lawler Ranch Parkway.
- Maintenance of the Grizzly Island Wildlife Area buffer channel, and mitigation property.
- Street Lighting: All public street lighting within the boundaries of the Lawler MAD. There are currently 195 streetlights. This also includes lighting along pathways, entrances and in the parks.
- Median Island Landscaping: The median island landscaping on Lawler Ranch Parkway.
- Curbside Landscaping: The curbside landscaping along Highway 12, Lawler Ranch Parkway, Mayfield Way, Mayfield Circle, Anderson Drive, Potrero Circle, and the common areas between opposing cul-de-sacs.
- Maintenance of the Lawler MAD entrance areas and monuments.
- Fencing: All fencing with the boundaries of the Lawler MAD, including sound walls and fencing located within the parks, along Lawler Ranch Parkway, public rights-of-ways, and dedicated easements.

Reference is made to the plans and specifications for the improvements, which are on file with the City.

6.2 Estimate of Costs

The following table shows the estimate of costs and revenues related to the Lawler MAD. The estimates of costs and revenues are preliminary and do not reflect actual costs or revenues unless otherwise stated as "Actual."

City of Suisun City
Lawler Ranch Maintenance Assessment District
Cash Position Summaries
Fiscal Year 2025-26 Annual Budget

Budget Activity	FY 2022-23 Actual	FY 2023-24 Actual	FY 2024-25 Amended Budget	FY 2025-26 Proposed Budget
Resources				
Beginning Balance	$264,117	$255,364	$304,143	$96,652
District Assessment	$206,429	$418,569	$437,340	$437,340
Interest Earnings	1,075	6,931	15,700	15,700
Transfer from General Fund	1,800	2,700	2,700	2,700
Subtotal: Revenue & Transfers	**$209,304**	**$428,200**	**$455,740**	**$455,740**
Subtotal: Resources	**$473,422**	**$683,564**	**$759,883**	**$552,392**
Expenditures				
UAL-PERS	$2,946	$2,834	$4,534	$4,534
Other Professional Services	1,367	2,079	3,000	3,000
Postage	0	660	300	300
Printing	0	109	0	0
Property Tax Admin Fee	2,064	3,978	4,500	3,700
Contract Services/Ground	10,608	10,989	13,100	13,100
Other Contract Services	18,628	0	30,000	30,000
Field Supplies	3,894	8,962	20,000	20,000
PG&E Gas & Elec	13,307	25,856	20,200	20,200
PG&E Street Lights	10,544	(16,608)	14,500	14,500
Water and Sewer Charge	35,769	54,196	59,900	59,900
Public Works Crew Support	104,400	259,415	229,797	230,000
Field Equipment	0	0	38,300	38,300
Major Facilities Repairs	0	0	149,300	149,300
Operating Contingency	0	0	40,000	40,000
Investment Loss	(4,469)	(4,351)	0	0
Subtotal: Operating	**$199,058**	**$309,260**	**$627,431**	**$626,834**
Staff Administration Costs	$19,000	$28,500	$28,500	$28,500
Transfer to CIP	0	0	0	5,800
Solar Energy Project	0	2,803	7,300	7,300
Subtotal: Non-Operating	**$19,000**	**$31,303**	**$35,800**	**$41,600**
Subtotal: Expenditures	**$218,058**	**$379,422**	**$663,231**	**$668,434**
Ending Balance	$255,364	$304,143	$96,652	($116,042)

6.3 Method of Apportionment

The assessments for Fiscal Year 2025/26 apportioned to each parcel as shown on the latest equalized roll at the Solano County Assessor's office are listed in Appendix B of this Report. The description of each lot or parcel is part of the records of the Solano County Assessor and such records are, by reference, made part of this Report.

Pursuant to the 1972 Act and Article XIII D of the Constitution of the State of California, all parcels that have special benefit conferred upon them as a result of the maintenance and operation of improvements shall be identified and the proportionate special benefit derived by each identified parcel shall be determined in relationship to the entire cost of the maintenance and operation of the improvements. Only parcels that receive direct special benefit are assessed and each parcel is assessed in proportion to the estimated benefit received.

Each of the single-family residential lots is to be assigned 1 EDU. The commercial parcels of the District are to be assigned 5 EDU per acre, with a minimum of 1 EDU. The assessment is spread to each of the 1,304.26 assessable EDUs as follows:

Estimated Fiscal Year 2025/26 Levy - Lawler MAD[1]	$423,412.38
Total Lawler MAD EDUs	1,304.26
Maximum Fiscal Year 2025/26 Assessment Per EDU	**$325.65**
Actual Fiscal Year 2025/26 Assessment Per EDU	$325.65

(1) Actual assessments may be rounded to the nearest even penny in accordance with the requirements of the County for placement on the tax rolls.

6.4 CCI Inflator and Historical Assessment Rates

The adopted annual rate per parcel during Fiscal Year 2001/02 was $155.42 per EDU. This rate was authorized, by property owner approval, to automatically increase each year based on the April Construction Cost Index. The following table shows the April Construction Cost Index history and the authorized assessment related to the increase for the most recent fiscal years.

Fiscal Year	Percentage Increase	Maximum Assessment	Actual Assessment
2016/17	3.55%	$262.28	$262.28
2017/18	1.19%	265.15	265.15
2018/19	2.72%	261.83	261.83
2019/20	2.56%	268.27	268.27
2020/21	4.01%	268.63	268.63
2021/22	2.66%	275.78	275.78
2022/23	14.79%	316.57	316.57
2023/24	1.43%	321.10	321.10
2024/25	1.10%	325.65	325.65
2025/26[1]	0.00%	325.65	325.65

(1) The 2025/26 percentage increase in the annual April Construction Cost Index was -1.453%, and as such the maximum assessment rate for 2025/26 remained the same as the prior year.

7. MARINA VILLAGE CHANNEL IMPROVEMENT DISTRICT

7.1 Plans and Specifications

The Marina Village Channel Improvement District ("Marina Village") provides maintenance dredging of the Marina Subdivision Channel and future spoils removal from Pierce Island. The access channel runs North of Pierce Island from the Suisun Main Channel to the North terminus near Driftwood Drive and includes all inlets within the Marina Subdivision.

Marina Village provided initial dredging in Fiscal Year 1995/96 and apportioned capital assessments for the initial dredging to each parcel receiving benefit on a weighted per dwelling unit basis as described in the Original Engineer's Report.

Maintenance dredging is performed periodically within the access channel. The City has obtained regulatory approval to deposit dredge spoils on Pierce Island. During dredging operations silt can be deposited in the receiving basins on the island. The spoils will be dried there and stored over time until Pierce Island reaches full capacity, which is expected to take approximately 20 years. At that time, Marina Village will be required to contribute its pro rata share of the cost to remove and dispose of the spoil material. This fund will also be drawn on periodically to fund Marina Village's pro rata share of levee maintenance and repair on Pierce Island.

In 2008, the main channel was authorized to be dredged to a depth of 8 feet at mean low, low water (MLLW) and a depth of 6 feet at MLLW in the connector channel to and including the Whispering Bay Channel. Some areas needing dredging were as low as 3.0 feet in Whispering Bay and 3.4 feet in the main channel. The recommended dredging volume in the 2008 Maintenance Dredging episode was 120,600 cubic yards of siltation. Dredging operations started on November 19, 2008 and ended on December 31, 2008. The project included dredging the main channel and the slips, boat launch area, Whispering Bay Channel and slips, and connecting channel to Whispering Bay.

Reference is made to the plans and specifications for the improvements, which are on file with the City.

7.2 Estimate of Costs

The following page shows the estimate of costs and revenues related to Marina Village. The estimates of costs and revenues are preliminary and do not reflect actual costs or revenues unless otherwise stated as "Actual."

City of Suisun City
Marina Village Assessment District
Cash Position Summaries
Fiscal Year 2025-26 Annual Budget

Budget Activity	FY 2022-23 Actual	FY 2023-24 Actual	FY 2024-25 Amended Budget	FY 2025-26 Proposed Budget
Resources				
Beginning Balance	$117,659	$143,341	$198,112	$245,941
District Assessment	$26,039	$52,053	$52,079	$52,079
Interest Earnings	649	4,259	0	0
Subtotal: Revenue & Transfers	**$26,688**	**$56,312**	**$52,079**	**$52,079**
Subtotal: Resources	**$144,348**	**$199,653**	**$250,191**	**$298,020**
Expenditures				
Other Professional Services	$263	$428	$500	$500
Property Tax Admin Fee	260	495	750	600
Government Permit Tax	1,727	1,873	2,000	2,000
Investment Loss	(1,910)	(2,255)	0	0
Subtotal: Operating	**$ 340**	**$ 541**	**$3,250**	**$3,100**
Transfer Out	$667	$1,000	$1,000	$1,000
Subtotal: Non-Operating	**$ 667**	**$1,000**	**$1,000**	**$1,000**
Subtotal: Expenditures	**$1,007**	**$1,541**	**$4,250**	**$4,100**
Ending Balance	$143,341	$198,112	$245,941	$293,920

7.3 Method of Apportionment

The assessments for Fiscal Year 2025/26 apportioned to each parcel as shown on the latest equalized roll at the Solano County Assessor's office are listed in Appendix B of this Report. The description of each lot or parcel is part of the records of the Solano County Assessor and such records are, by reference, made part of this Report.

7.3.1 MAINTENANCE DREDGING DEPOSITION RATE (INITIAL ESTIMATE)

The initial rate of deposition of silt in the channel was estimated in two ways. First, James A. Causey, Civil Engineer, performed situation surveys on February 29, 1992 and again on January 28, 1995. Over this three-year period, Mr. Causey measured the siltation rate at 0.22 feet per year. It should be noted that these were drought years, and average siltation rates are expected to be somewhat higher. Also, the restricted cross section of the channel served to limit the amount of water flowing through this area and

therefore the amount of silt conveyed to this area. This too would serve to increase the average siltation rate. The adjusted siltation rate for this method will be increased by 50% to 0.33 feet per year to correct for these points.

The second method concerns the age of the channel and the amount of material removed in the 1995 dredging. At the time on the initial estimate for dredging, the channel had last been dredged approximately 26 years prior. In 1995, approximately six feet of silt was removed from this previously dredged channel area. This equates to a siltation rate of 0.29 feet per year.

Based on these two calculations, a deposition rate of 0.33 feet per year will be used.

The channel area that was dredged was approximately 526,000 square feet. Assuming a deposition rate of 0.33 feet per year, the annual accumulation is 6,500 cubic yards of silt. The cost to remove this material is estimated to be: 6,500 cubic yards @ $5.00 per cubic yard = $32,500.

The dredge spoils deposited on Pierce Island are assumed to have a 50% shrinkage factor. Therefore, 3,260 cubic yards per year is accumulating on the Island and will eventually have to be removed. The cost and disposal of this material is estimated to be $13.00 per cubic yard. The total annual cash reserve required is therefore: 3,260 cubic yards @ $13.00 per cubic yard = $42,260.

Total Annual Maintenance Reserve Requirements: $74,750

Marina Village accumulated reserves for maintenance dredging at the rate of $32,500 per year and spoil removal at the rate of $42,260 per year. Original projections called for the dredging to occur in 10 years, however during Fiscal Year 2002/03, the sixth year, the channel was again dredged, and the spoils moved to Pierce Island.

7.3.2 INITIAL DREDGING

The initial dredging was performed in Fiscal Year 1995/96. Assessments to cover the cost of the work were confirmed and assessed through the Fiscal Year 1995/96 Engineer's Report and were apportioned on a per dwelling unit basis, depending upon front footage. The majority of properties paid the initial dredging apportionment when it was incurred. The other properties elected to finance their assessments over 10 years at an annual interest rate of eight percent.

The Fiscal Year 2004/05 assessment completed the property owner obligation to the Initial Dredging assessment. This assessment is no longer collected through the property tax bills. The City reserves the right however, to pursue any delinquencies arising from unpaid Solano County Tax Bills that result in Solano County asking for repayment of monies already paid to the City.

7.3.3 MAINTENANCE DREDGING

The maintenance assessments are collected for the purposes of maintenance dredging of the Marina Subdivision Channel and future spoils removal from Pierce Island, and are apportioned as follows:

- Subdivided lots having frontage on both the main channel and the inlet channels were assigned a factor of 2.304% of the cost of all maintenance dredging and removing dredge spoils from Pierce Island.

- Subdivided lots having frontage only on the inlet channels were assigned a factor of 2.165% of the cost of all maintenance dredging and removing dredge spoils from Pierce Island.
- The average of the above two factors is 2.255%.
- The commercial parcel at the intersection of Marina Boulevard and Dolphin Court is 4.08 acres. It was assumed to be equivalent to four single family parcels and is assessed 9.0022% of the cost of all maintenance dredging and removing dredge spoils from Pierce Island.

The proposed annual cost per dwelling unit will range from $1,127.68 per parcel to $4,688.27 per parcel for Fiscal Year 2025/26 and remains unchanged from Fiscal Year 1996/97. There is no annual inflator for Marina Village.

Description	Inlet	Inlet & Main	Commercial
Estimated Fiscal Year 2025/26 Cost - Marina Village	$28,192.00	$19,198.72	$4,688.27
Total Marina Village Assessable Parcels	26	16	1
Maximum Fiscal Year 2025/26 Assessment Per Parcel	**$1,127.68**	**$1,199.92**	**$4,688.27**
Actual Fiscal Year 2025/26 Assessment Per Parcel (1)	$1,127.68	$1,199.92	$4,688.27

(1) Actual assessments may be rounded to the nearest even penny in accordance with the requirements of the County for placement on the tax rolls.

8. MONTEBELLO VISTA MAD

8.1 Plans and Specifications

Montebello Vista Maintenance Assessment District ("Montebello MAD") provides and ensures the continued maintenance, servicing, administration, and operation of various landscaping improvements, street lighting, and associated appurtenances located within certain parks, medians, the public right-of-way, and dedicated easements within the boundaries.

The territory within the Montebello MAD is located generally along Walters Road and to the east of Walters Road, and north of Petersen Road. The City participates in the cost of reimbursing the Montebello MAD for one-half of the maintenance costs for Walters Road and for 10% of the maintenance costs for all park improvements within the Montebello MAD.

The improvements are the construction, operation, maintenance, and servicing of landscaping improvements, street lighting, and associated appurtenances located within certain parks, medians, the public right-of-way and dedicated easements within the boundaries of the Montebello MAD. Maintenance and servicing includes, but is not limited to: personnel, electrical energy, utilities such as water and gas, materials, contracting services, and other items necessary for the satisfactory operation of these services as described. Landscape improvements provided may include, but are not limited to: ground cover, shrubs, plants and trees, irrigation and drainage systems, graffiti removal, and associated appurtenant facilities. Park improvements include trees, shrubs, ground cover, play structures and equipment, lighting systems, walkways, frontage improvements and other related equipment and facilities located within the park. Street lighting improvements include all facilities and components of the streetlight system. Median island improvements include landscaping, median curbs, irrigation, and drainage systems. Curbside improvements include sidewalks, landscaping, and irrigation and drainage systems. Services provided include all necessary service, operations, administration, and maintenance required to keep the above-mentioned improvements in a healthy, vigorous, working, and satisfactory condition.

The following is a brief description of the improvements to be maintained and operated:

- Montebello Park: All park facilities and appurtenances of the Montebello Park, including play structures and equipment, lighting systems, irrigation, trees, shrubs, ground cover, walkways, frontage improvements, and other related equipment and facilities located within Montebello Park.
- No riparian vegetation is maintained.
- Street Lighting: All streetlights within the Montebello MAD are to be maintained, including those on the east side of Walters Road.
- Median Island Landscaping: The median islands in Walters Road, Bella Vista Drive, and Montebello Drive are maintained.
- Curbside Landscaping: The curbside landscaping along both sides of Walters Road is to be maintained.

Reference is made to the plans and specifications for the improvements, which are on file with the City.

8.2 Estimate of Costs

The following table shows the estimate of costs and revenues related to the Montebello MAD. The estimates of costs and revenues are preliminary and do not reflect actual costs or revenues unless otherwise stated as "Actual."

City of Suisun City
Montebello Vista Maintenance Assessment District
Cash Position Summaries
Fiscal Year 2025-26 Annual Budget

Budget Activity	FY 2022-23 Actual	FY 2023-24 Actual	FY 2024-25 Amended Budget	FY 2025-26 Proposed Budget
Resources				
Beginning Balance	($80,321)	($98,448)	($121,647)	($156,806)
District Assessment	$18,225	$36,432	$36,450	$36,450
Interest Earnings	(620)	(2,761)	600	600
Other Rentals	0	0	0	0
Transfer from General Fund	3,933	5,900	5,900	5,900
Subtotal: Revenue & Transfers	**$3,933**	**$5,900**	**$42,950**	**$42,950**
Subtotal: Resources	**($58,783)**	**($58,877)**	**($78,697)**	**($113,856)**
Expenditures				
UAL-PERS	$168	$162	$259	$259
Other Professional Services	667	1,030	1,100	1,400
Postage	0	259	0	0
Printing	0	56	0	0
Property Tax Admin Fee	182	346	1,600	400
Field Supplies	195	2,393	2,300	2,300
PG&E Street Lights	8,933	7,595	11,600	11,600
Water and Sewer Charge	20,173	23,622	32,000	32,000
Public Works Crew/Support	8,432	20,952	18,560	18,600
Investment Loss	(1,620)	0	0	0
Subtotal: Operating	**$37,130**	**$56,415**	**$67,419**	**$66,559**
Staff Administration Costs	$2,533	$3,800	$3,800	$3,800
Solar Energy Project	0	2,555	6,890	6,890
Subtotal: Non-Operating	**$2,533**	**$6,355**	**$10,690**	**$10,690**
Subtotal: Expenditures	**$39,665**	**$62,770**	**$78,109**	**$77,249**
Ending Balance	($98,448)	($121,647)	($156,806)	($191,105)

8.3 Method of Apportionment

The assessments for Fiscal Year 2025/26 apportioned to each parcel as shown on the latest equalized roll at the Solano County Assessor's office are listed in Appendix B of this Report. The description of each lot or parcel is part of the records of the Solano County Assessor and such records are, by reference, made part of this Report.

Pursuant to the 1972 Act and Article XIII D of the Constitution of the State of California, all parcels that have special benefit conferred upon them as a result of the maintenance and operation of improvements shall be identified and the proportionate special benefit derived by each identified parcel shall be determined in relationship to the entire cost of the maintenance and operation of the improvements. Only parcels that receive direct special benefit are assessed and each parcel is assessed in proportion to the estimated benefit received.

The costs for performing the maintenance, repair, replacement, and construction of all the improvements within the Montebello MAD have been apportioned uniformly to all of the 486 assessable residential properties within the Montebello MAD. The cost of performing the maintenance, repair, replacement, and construction of all park improvements within the Montebello MAD were split between the City (pays 10%) and the Montebello MAD (pays 90%). The City also pays 50% of the landscape maintenance costs for Walters Road. Each parcel in the Montebello MAD is assigned 1 EDU. The assessment is spread to each of the 486 assessable EDUs within the Montebello MAD as follows:

Estimated Fiscal Year 2025/26 Levy - Montebello MAD	$36,450.00
Total Montebello MAD Assessable EDUs	486
Maximum Fiscal Year 2025/26 Assessment Per EDU	**$75.00**
Actual Fiscal Year 2025/26 Assessment Per EDU	$75.00

The maximum annual assessment per EDU of $75.00 listed for Fiscal Year 2025/26 remains unchanged from Fiscal Year 1994/95. There is no annual inflator for the Montebello MAD.

9. PETERSON RANCH MAD

9.1 Plans and Specifications

The Peterson Ranch Maintenance Assessment District ("Peterson MAD") provides for and ensures the continued maintenance and servicing of landscape and irrigation improvements and associated appurtenances located within public rights-of-way. At formation, the Peterson MAD was projected to consist of seven phases, for a total projected number of 563 single-family homes and an 8.94-acre multi-family/commercial parcel, located in the Peterson Ranch subdivision.

The boundary of the Peterson MAD is generally described as the area north of Bella Vista Drive, east of Walters Road, south of East Tabor Avenue (extended), and west of the lands of Peterson & Johnson Trust.

The improvements include parks, greenbelt, detention/mitigation area and storm sewer filtration units (storm receptors), and streetlights including lights on the east side of Walters Road between Bella Vista Drive and East Tabor Avenue. The Peterson MAD provides for and ensures the continued maintenance and servicing of landscape, irrigation, and sound wall improvements along Walters Road and Bella Vista Drive immediately adjacent to the Peterson Ranch subdivision boundary. Landscape improvements may include, but are not limited to: shrubs, trees, cobbles, landscape irrigation system, and associated appurtenant facilities. Services include personnel, materials, contracting services, electrical energy, water required for all necessary maintenance, replacement, repair, and administration required to keep the above-mentioned improvements in a healthy, vigorous, and satisfactory condition.

The following is a brief description of the improvements to be maintained and operated:

- Street landscaping of plants, trees, and shrubs along Charleston Street, McClellan Drive and Bella Vista Drive (9.3 acres total).
- Maintenance and irrigation systems.
- Maintenance of parks: 3.98, 2.63 and 4.67 acres, respectively.
- Utilities and maintenance for streetlights (approximately 195 lights).
- Maintenance of the greenbelts (approximately 4 acres total).
- Maintenance of the open space (approximately 5.52 acres total).
- East strip street landscaping and half of the median along Walters Road (approximately 1.46 acres total).
- Entry landscaping at Bella Vista Drive and Charleston Street.
- Maintenance of storm sewer filtration units (approximately 16 units).
- Detention basin maintenance (approximately 19.69 acres total).

Reference is made to the plans and specifications for the improvements, which are on file with the City.

9.2 Estimate of Costs

The following page shows the estimate of costs and revenues related to the Peterson MAD. The estimates of costs and revenues are preliminary and do not reflect actual costs or revenues unless otherwise stated as "Actual."

City of Suisun City
Peterson Ranch Maintenance Assessment District
Cash Position Summaries
Fiscal Year 2025-26 Annual Budget

Budget Activity	FY 2022-23 Actual	FY 2023-24 Actual	FY 2024-25 Amended Budget	FY 2025-26 Proposed Budget
Resources				
Beginning Balance	$90,759	$106,972	$150,734	$159,375
District Assessment	$131,479	$266,587	$278,545	$278,545
Interest Earnings	(70)	2,948	0	0
Subtotal: Revenue & Transfers	**$131,409**	**$269,535**	**$278,545**	**$278,545**
Subtotal: Resources	**$222,168**	**$376,507**	**$429,279**	**$437,920**
Expenditures				
UAL-PERS	$1,470	$1,415	$2,264	$2,264
Other Professional Services	750	1,135	1,500	1,500
Software	0	0	0	5,132
Postage	0	321	0	0
Printing	0	64	100	0
Property Tax Admin Fee	1,315	2,534	2,900	2,100
Other Contract Services	3,126	20,511	10,000	20,000
Field Supplies	14,743	26,455	25,900	26,000
Property Tax Assessment	0	0	300	300
PG&E Gas & Elec	3,651	6,077	5,700	5,700
PG&E Street Lights	7,297	32,563	45,000	45,000
Water and Sewer Charge	56,366	79,940	80,000	80,000
Public Works Crew Support	16,126	40,071	35,496	60,000
Field Equipment	0	0	44,344	44,344
Investment Loss	(582)	(1,712)	0	0
Subtotal: Operating	**$104,262**	**$209,374**	**$253,504**	**$292,340**
Staff Administration Costs	$10,933	$16,400	$16,400	$16,400
Subtotal: Non-Operating	**$10,933**	**$16,400**	**$16,400**	**$16,400**
Subtotal: Expenditures	**$115,196**	**$225,773**	**$269,904**	**$308,740**
Ending Balance	$106,972	$150,734	$159,375	$129,180

9.3 Method of Apportionment

The assessments for Fiscal Year 2025/26 apportioned to each parcel as shown on the latest equalized roll at the Solano County Assessor's office are listed in Appendix B of this Report. The description of each lot or parcel is part of the records of the Solano County Assessor and such records are, by reference, made part of this Report.

Pursuant to the 1972 Act and Article XIII D of the Constitution of the State of California, all parcels that have special benefit conferred upon them as a result of the maintenance and operation of improvements shall be identified and the proportionate special benefit derived by each identified parcel shall be determined in relationship to the entire cost of the maintenance and operation of the improvements. Only parcels that receive direct special benefit are assessed, and each parcel is assessed in proportion to the estimated benefit received.

To establish the benefit to the individual parcels within the Peterson MAD, a benefit unit system has been established. Each parcel of land is assigned EDUs in proportion to the estimated benefit the parcel receives relative to the other parcels from the improvements to be maintained. There are varying levels of benefit to property from the improvements and maintenance of the improvements based on the different types of property use. Because the benefit to property varies depending on its particular land use, a Benefit Factor is applied to the formula for each property. The Benefit Factor provides a scale of the estimated relative benefit that properties receive from the improvements and maintenance of the improvements.

9.3.1 SINGLE FAMILY RESIDENTIAL

Single-family residential properties are assigned 1 EDU, and all other land uses are compared to this land use. Each of the subdivided single family lots is deemed to receive equal special benefit from the improvements.

9.3.2 COMMERCIAL AND MULTI-FAMILY

Improved commercial and multi-family properties are assigned 5.00 EDUs per net acre or *portion thereof*.

9.3.3 TOTAL EQUIVALENT DWELLING UNITS AND ASSESSMENTS

At formation, there was expected to be 563 single-family residential assessable parcels and an 8.94-acre parcel (45 EDUs). As of the date of this report, there are 605 single-family residential parcels. The assessment is calculated by dividing the Total Maintenance Costs by the total number of EDUs to determine the assessment per EDU.

Only the benefiting parcels will be assessed. Each parcel will be assessed once the parcel map subdividing the parcel is recorded or improvements are begun, whichever is first.

The assessment is spread to each of the EDUs as follows:

Estimated Fiscal Year 2025/26 Cost - Peterson MAD	$269,660.60
Total Peterson MAD EDUs	605
Maximum Fiscal Year 2025/26 Assessment per EDU	**$445.73**
Actual Fiscal Year 2025/26 Assessment Per EDU	$445.73

(1) Actual assessments may be rounded to the nearest even penny in accordance with the requirements of the County for placement on the tax rolls.

9.4 CCI Inflator and Historical Assessment Rates

The adopted annual rate per parcel during Fiscal Year 2002/03 was $220.00 per EDU. This rate was authorized, by property owner approval, to automatically increase in each year based on the April Construction Cost Index. The table below shows the April Construction Cost Index history and the authorized assessment related to the increase for the ten most recent fiscal years.

Fiscal Year	Percentage Increase	Maximum Assessment	Actual Assessment
2016/17	3.55%	$332.64	$332.64
2017/18	1.19%	336.59	336.59
2018/19	2.72%	345.75	345.75
2019/20	2.56%	354.60	354.60
2020/21	4.01%	368.82	368.82
2021/22	2.66%	378.63	378.63
2022/34	14.97%	434.64	434.64
2023/24	1.43%	440.86	440.86
2024/25	1.10%	445.73	445.73
2025/26[(1)]	0.00%	445.73	445.73

(1) The 2025/26 percentage increase in the annual April Construction Cost Index was -1.453%, and as such the maximum assessment rate for 2025/26 remained the same as the prior year.

10. RAILROAD AVENUE MAD

10.1 Plans and Specifications

The Railroad Avenue Maintenance Assessment District ("Railroad MAD") provides and ensures the continued maintenance, servicing, administration, and operation of various curbside landscaping improvements, street lighting, and associated appurtenances located within certain public rights-of-way and dedicated easements.

The territory within the Railroad MAD is located generally on the east side of Railroad Avenue, north of Humphrey Drive, and south of East Tabor Avenue within the City.

The improvements are the construction, operation, maintenance and servicing of landscaping improvements, street lighting, and associated appurtenances located within certain public rights-of-way, and dedicated easements within the boundaries. Maintenance and servicing includes, but is not limited to: personnel, electrical energy, utilities such as water and gas, materials, contracting services, and other items necessary for the satisfactory operation of these services as described. Landscape improvements provided may include, but are not limited to: ground cover, shrubs, plants and trees, irrigation and drainage systems, graffiti removal, and associated appurtenant facilities. Street lighting improvements include all facilities and components of the streetlight system. Curbside improvements include sidewalks and landscaping. Services provided include all necessary service, operations, administration, and maintenance required to keep the above-mentioned improvements in a healthy, vigorous, working, and satisfactory condition.

The following is a brief description of the improvements to be maintained and operated:

- Street Lighting: Street lighting along the south side of Railroad Avenue fronting the Railroad MAD. There are two streetlights.
- Curbside Landscaping: The curbside landscaping along the south side of Railroad Avenue and East Tabor Avenue fronting the Railroad MAD is being maintained.
- Median Island Landscaping: There is no median landscaping maintained.
- No park facilities are located within the Railroad MAD.
- No riparian vegetation is maintained.

Reference is made to the plans and specifications for the improvements, which are on file with the City.

10.2 Estimate of Costs

The following page shows the estimate of costs and revenue related to the Railroad MAD. The estimates of costs and revenues are preliminary and do not reflect actual costs or revenues unless otherwise stated as "Actual."

City of Suisun City
Railroad Avenue Maintenance Assessment District
Cash Position Summaries
Fiscal Year 2025-26 Annual Budget

Budget Activity	FY 2022-23 Actual	FY 2023-24 Actual	FY 2024-25 Amended Budget	FY 2025-26 Proposed Budget
Resources				
Beginning Balance	$30,056	$28,389	$23,088	($3,755)
District Assessment	$4,566	$9,259	$8,699	$8,699
Interest Earnings	178	631	200	200
Subtotal: Revenue & Transfers	**$4,744**	**$9,890**	**$8,899**	**$8,899**
Subtotal: Resources	**$34,800**	**$38,280**	**$31,987**	**$5,144**
Expenditures				
Other Professional Services	$227	$360	$500	$500
Software	0	0	0	933
Property Tax Admin Fee	46	88	500	100
Other Contract Services	0	0	870	870
Field Supplies	0	0	500	500
Water and Sewer Charge	1,446	2,549	2,000	2,000
Public Works Crew Support	4,848	12,048	10,672	13,000
Major Facilities Repairs	0	0	0	0
Operating Contingency	0	0	20000	20,000
Investment Loss	(624)	(552)	0	0
Subtotal: Operating	**$5,943**	**$5,943**	**$35,042**	**$37,903**
Staff Administration Costs	$467	$700	$700	$700
Subtotal: Non-Operating	**$ 467**	**$ 700**	**$ 700**	**$ 700**
Subtotal: Expenditures	**$6,410**	**$15,192**	**$35,742**	**$38,603**
Ending Balance	$28,390	$23,088	($3,755)	($33,459)

10.3 Method of Apportionment

The assessments for Fiscal Year 2025/26 apportioned to each parcel as shown on the latest equalized roll at the Solano County Assessor's office are listed in Appendix B of this Report. The description of each lot or parcel is part of the records of the Solano County Assessor and such records are, by reference, made part of this Report.

Pursuant to the 1972 Act and Article XIII D of the Constitution of the State of California, all parcels that have special benefit conferred upon them as a result of the maintenance and operation of improvements shall be identified and the proportionate special benefit derived by each identified parcel shall be determined in relationship to the entire cost of the maintenance and operation of the improvements. Only parcels that receive direct special benefit are assessed, and each parcel is assessed in proportion to the estimated benefit received.

The costs for performing the maintenance, repair, replacement, and construction of all the improvements within the Railroad MAD have been apportioned uniformly to all assessable properties. Only developed parcels are deemed to receive special benefit from the Railroad MAD improvements, and will be assessed for the cost of maintaining the improvements. For Fiscal Year 2025/26, there are two developed assessable parcels within the Railroad MAD. The Fiscal Year 2025/26 assessment is spread to each of the two assessable parcels as follows:

Estimated Fiscal Year 2025/26 Levy - Railroad MAD	$9,365.84
Total Railroad MAD Assessable Parcels	2
Maximum Fiscal Year 2025/26 Assessment Per Parcel	**$4,682.92**
Actual Fiscal Year 2025/26 Assessment Per Parcel	$4,682.92

10.4 CCI Inflator and Historical Assessment Rates

The adopted annual rate per parcel during Fiscal Year 1999/00 was $2,051.00 per parcel. This rate was authorized, by property owner approval, to automatically increase in each year based on the April Construction Cost Index. The following table shows the April Construction Cost Index history and the authorized assessment related to the increase for the ten most recent fiscal years.

Fiscal Year	Percentage Increase	Maximum Assessment	Actual Assessment
2016/17	3.55%	$3,494.79	$3,494.79
2017/18	1.19%	3,536.30	3,536.30
2018/19	2.72%	3,632.52	3,632.52
2019/20	2.56%	3,726.50	3,726.50
2020/21	4.01%	3,874.99	3,874.99
2021/22	2.66%	3,978.00	3,978.00
2022/23	14.79%	4,566.48	4,566.48
2023/24	1.43%	4,631.80	4,631.80
2024/25	1.10%	4,682.92	4,682.92
2025/26[(1)]	0.00%	4,682.92	4,682.92

(1) The 2025/26 percentage increase in the annual April Construction Cost Index was -1.453%, and as such the maximum assessment rate for 2025/26 remained the same as the prior year.

11. VICTORIAN HARBOR MAD

11.1 Plans and Specifications

The Victorian Harbor Maintenance Assessment District ("Victorian Harbor MAD") provides maintenance of parks, street lighting, median landscaping, curbside landscaping, alleyway hardscape, sound walls, and channel dredging.

The boundaries of Victorian Harbor MAD are identified in the formation and consolidation documents of the District. Said documents are on file with the City and are hereby made a part of this Report by reference.

The Victorian Harbor MAD provides periodic maintenance dredging of the Main Suisun Channel. Also included is the maintenance of riparian vegetation (wetlands), which were or may be required as mitigation for dredging the channel. There are five zones of benefit within the Victorian Harbor MAD. The improvements include:

- Zone A includes all publicly owned landscaped areas as shown on the Assessment Diagram on file with the City. These areas include a prorated share of Mike Day Park, median island and roadside landscaping, street lighting on Civic Center Boulevard, and all publicly owned roadside and street lighting on the interior streets within the zone. Zone A is also responsible for one-half the Josiah Circle Park.
- Zone B includes all publicly owned landscaped areas as shown on the Assessment Diagram on file with the City. These areas include a prorated share of Mike Day Park, median island and roadside landscaping, street lighting on Civic Center Boulevard, and a prorated share of all publicly owned roadside and parking lot landscaping and street lighting on the interior streets, including the landscaping on Almond Avenue between Civic Center Blvd. and Whispering Bay Lane within the zone.
- Zone C-D includes all publicly owned landscaped areas as shown on the Assessment Diagram on file with the City. These areas include median island, roadside landscaping, and street lighting on Civic Center Boulevard, publicly owned roadside parking lot and plaza landscaping, and street lighting within the zone, the "Park N Ride" parking lot, and the Main Street/Highway 12 Interchange, a prorated share of the landscaping of Mike Day Park, and street lighting on interior streets and riparian vegetation (wetlands).
- Zone E includes all publicly owned landscaped areas as shown on the Assessment Diagram on file with the City including the greenbelt area formally known as Todd Park. These areas include a prorated share of Mike Day Park, median island and roadside landscaping and street lighting on Civic Center Boulevard, and a prorated share of all publicly owned roadside and parking lot landscaping and street lighting on the interior streets within the zone.
- Zone F includes all publicly owned landscaped areas as shown on the Assessment Diagram on file with the City. These areas include a prorated share of Mike Day Park, median island and roadside landscaping and street lighting on Civic Center Boulevard, and a prorated share of all publicly owned roadside and parking lot landscaping and street lighting on the interior streets, including the landscaping on the northside of Driftwood Drive between Whispering Bay and Marina, within the zone. Zone F is also responsible for one-half the Josiah Circle Park.

Reference is made to the plans and specifications for the improvements, which are on file with the City.

11.2 Estimate of Costs

The following tables show the estimates of costs and revenues related to the Victorian Harbor MAD. The estimates of costs and revenues are preliminary and do not reflect actual costs or revenues unless otherwise stated as "Actual."

City of Suisun City
Victorian Harbor Zone A Maintenance & Dredging Assessment Districts
Cash Position Summaries
Fiscal Year 2025-26 Annual Budget

Budget Activity	FY 2022-23 Actual	FY 2023-24 Actual	FY 2024-25 Amended Budget	FY 2025-26 Proposed Budget
Resources				
Beginning Balance	$185,147	$197,036	$198,970	$47,746
Maintenance Assessment	$44,125	$89,470	$93,482	$93,482
Dredging Assessment	15,914	32,269	29,371	29,371
Interest Earnings	994	4,544	700	700
Subtotal: Revenue & Transfers	**$61,033**	**$126,283**	**$123,553**	**$123,553**
Subtotal: Resources	**$246,181**	**$323,318**	**$322,523**	**$171,299**
Expenditures				
UAL-PERS	$680	$654	$1,046	$1,046
Other Professional Services	131	205	300	300
Software	0	0	0	3,732
Postage	0	65	0	0
Advertising	0	13	0	0
Property Tax Admin Fee	441	850	800	800
Other Contract Services	0	0	8,600	8,600
Field Supplies	1,247	609	6,500	6,500
PG&E Gas & Elec	0	0	100	100
PG&E Street Lights	2,025	5,997	3,700	3,700
Water and Sewer Charge	14,240	18,783	24,000	24,000
Public Works Crew Support	13,702	34,047	30,160	35,000
Field Equipment	0	0	1,800	1,800
Major Facility Repairs	0	28,340	22,400	12,300
Operating Contingency	0	0	139,900	150,000
Investment Loss	(3,301)	(3,585)	0	0
Subtotal: Operating	**$29,165**	**$85,978**	**$239,306**	**$247,878**
Staff Administration Costs	$4,067	$6,100	$6,100	$6,100
Transfer to Dredging	15,914	32,269	29,371	27,192
Subtotal: Non-Operating	**$19,981**	**$38,369**	**$35,471**	**$33,292**
Subtotal: Expenditures	**$49,146**	**$124,348**	**$274,777**	**$281,170**
Ending Balance	$197,035	$198,970	$47,746	($109,872)

City of Suisun City
Victorian Harbor Zone B Maintenance & Dredging Assessment Districts
Cash Position Summaries
Fiscal Year 2025-26 Annual Budget

Budget Activity	FY 2022-23 Actual	FY 2023-24 Actual	FY 2024-25 Amended Budget	FY 2025-26 Proposed Budget
Resources				
Beginning Balance	$33,074	$39,018	$42,904	$26,727
Maintenance Assessment	$9,834	$19,940	$20,835	$20,835
Dredging Assessment	3,547	7,192	6,790	6,790
Interest Earnings	215	1,034	200	200
Other Miscellaneous Revenues	7,500	7,500	7,500	7,500
Subtotal: Revenue & Transfers	**$21,096**	**$35,666**	**$35,325**	**$35,325**
Subtotal: Resources	**$54,170**	**$74,684**	**$78,229**	**$62,052**
Expenditures				
UAL-PERS	$340	$327	$523	$523
Other Professional Services	131	205	200	200
Software	0	0	0	3,732
Postage	0	11	0	0
Advertising	0	13	0	0
Property Tax Admin Fee	98	190	300	200
Other Contract Services	0	0	10,000	10,000
Field Supplies	258	267	3,000	3,000
PG&E Street Lights	1,826	5,538	3,850	3,000
Water and Sewer Charge	3,132	4,069	7,200	7,200
Public Works Crew Support	5,059	12,571	11,136	18,000
Major Facilities Repairs	0	0	4,100	4,100
Operating Contingency	0	0	2,500	2,500
Investment Loss	(640)	(703)	0	0
Subtotal: Operating	**$10,204**	**$22,488**	**$42,809**	**$52,455**
Staff Administration Costs	$1,400	$2,100	$2,100	$2,100
Transfer to Dredging	3,547	7,192	6,592	6,592
Subtotal: Non-Operating	**$4,947**	**$9,292**	**$8,692**	**$8,692**
Subtotal: Expenditures	**$15,152**	**$31,780**	**$51,501**	**$61,147**
Ending Balance	$39,018	$42,904	$26,727	$905

City of Suisun City
Victorian Harbor Zone C & D Maintenance & Dredging Assessment Districts
Cash Position Summaries
Fiscal Year 2025-26 Annual Budget

Budget Activity	FY 2022-23 Actual	FY 2023-24 Actual	FY 2024-25 Amended Budget	FY 2025-26 Proposed Budget
Resources				
Beginning Balance	$147,549	$137,158	$38,473	($77,049)
Maintenance Assessment	$84,516	$171,364	$179,050	$179,050
Dredging Assessment	21,193	42,962	39,147	39,147
Interest Earnings	732	2,386	0	0
From General Fund	59,733	89,600	89,600	89,600
Subtotal: Revenue & Transfers	**$166,174**	**$306,312**	**$307,797**	**$307,797**
Subtotal: Resources	**$313,723**	**$443,470**	**$346,270**	**$230,749**
Expenditures				
UAL-PERS	$1,020	$981	$1,570	$1,570
Other Professional Services	131	205	300	300
Software	0	0	0	4,665
Postage	0	32	0	0
Advertising	0	13	0	0
Property Tax Admin Fee	845	1,629	1,600	1,600
Contract Services-Ground	0	0	35,000	35,000
Other Contract Services	0	0	6,000	2,000
Field Supplies	1,173	2,066	2,500	6,500
PG&E Gas & Elec	6,320	7,226	13,300	13,300
PG&E Street Lights	7,037	31,956	33,000	33,000
Water and Sewer Charge	21,026	25,715	26,000	26,000
Public Works Crew Support	115,941	288,093	255,201	270,000
Field Equipment	0	0	2,400	2,400
Operating Contingency	0	0	0	0
Investment Loss	(2,988)	(3,181)	0	0
Subtotal: Operating	**$150,505**	**$354,735**	**$376,871**	**$396,335**
Staff Administration Costs	$4,867	$7,300	$7,300	$7,300
Transfer to Dredging	21,193	42,962	39,147	38,007
Subtotal: Non-Operating	**$26,060**	**$50,262**	**$46,447**	**$45,307**
Subtotal: Expenditures	**$176,565**	**$404,998**	**$423,318**	**$441,642**
Ending Balance	$137,159	$38,473	($77,049)	($210,893)

City of Suisun City
Victorian Harbor Zone E Maintenance & Dredging Assessment Districts
Cash Position Summaries
Fiscal Year 2025-26 Annual Budget

Budget Activity	FY 2022-23 Actual	FY 2023-24 Actual	FY 2024-25 Amended Budget	FY 2025-26 Proposed Budget
Resources				
Beginning Balance	$55,133	$58,551	$67,415	$32,027
Maintenance Assessment	$25,818	$52,349	$54,697	$54,697
Dredging Assessment	9,312	18,881	17,823	17,823
Interest Earnings	230	1,503	300	300
Subtotal: Revenue & Transfers	**$35,360**	**$72,733**	**$72,820**	**$72,820**
Subtotal: Resources	**$90,493**	**$131,283**	**$140,235**	**$104,847**
Expenditures				
UAL-PERS	$455	$438	$701	$700
Other Professional Services	131	205	200	200
Software	0	0	0	3,732
Postage	0	30	0	0
Advertising	0	25	0	0
Property Tax Admin Fee	258	498	500	500
Other Contract Services	0	4,385	6,000	6,000
Field Supplies	0	126	6,100	6,100
PG&E Street Lights	823	1,903	3,000	3,000
Water and Sewer Charge	10,037	11,704	15,000	15,000
Public Works Crew Support	9,170	22,786	20,184	35,000
Field Equipment	0	0	4,800	4,800
Operating Contingency	0	0	30,000	30,000
Investment Loss	(844)	(1,012)	0	0
Subtotal: Operating	**$20,030**	**$41,088**	**$86,485**	**$105,032**
Staff Administration Costs	$2,600	$3,900	$3,900	$3,900
Transfer to Dredging	9,312	18,881	17,823	17,304
Subtotal: Non-Operating	**$11,912**	**$22,781**	**$21,723**	**$21,204**
Subtotal: Expenditures	**$31,943**	**$63,868**	**$108,208**	**$126,236**
Ending Balance	$58,550	$67,415	$32,027	($21,389)

City of Suisun City
Victorian Harbor Zone F Maintenance & Dredging Assessment Districts
Cash Position Summaries
Fiscal Year 2025-26 Annual Budget

Budget Activity	FY 2022-23 Actual	FY 2023-24 Actual	FY 2024-25 Amended Budget	FY 2025-26 Proposed Budget
Resources				
Beginning Balance	$472,425	$501,840	$438,435	($28,506)
Maintenance Assessment	$41,778	$84,711	$88,510	$88,510
Dredging Assessment	15,068	30,553	28,750	28,750
Interest Earnings	2,896	12,938	2,300	2,300
Subtotal: Revenue & Transfers	**$59,742**	**$128,202**	**$119,560**	**$119,560**
Subtotal: Resources	**$532,167**	**$630,042**	**$557,995**	**$91,054**
Expenditures				
UAL-PERS	$455	$438	$701	$701
Other Professional Services	131	13,205	15,300	15,300
Software	0	0	0	3,732
Postage	0	61	0	0
Advertising	0	13	0	0
Property Tax Admin Fee	418	805	800	800
Other Contract Services	0	0	13,000	6,000
Field Supplies	733	23	7,000	7,000
PG&E Street Lights	852	1,969	2,800	2,800
Water and Sewer Charge	9,132	8,830	14,000	11,000
Public Works Crew Support	9,223	22,917	20,300	20,300
Field Equipment	0	0	3,700	3,700
Major Facilities Repairs	0	116,194	249,750	250,000
Operating Contingency	0	0	225,000	225,000
Investment Loss	(9,285)	(8,801)	0	0
Subtotal: Operating	**$10,655**	**$107,393**	**$536,350**	**$526,600**
Staff Administration Costs	$3,600	$5,400	$5,400	$5,400
Transfer to Dredging	15,068	30,553	28,750	27,913
Subtotal: Non-Operating	**$18,668**	**$35,953**	**$34,150**	**$33,313**
Subtotal: Expenditures	**$30,327**	**$191,607**	**$586,501**	**$579,646**
Ending Balance	$501,840	$438,435	($28,506)	($488,592)

City of Suisun City
Victorian Harbor Dredging Service Fund[(1)]
Cash Position Summaries
Fiscal Year 2025-26 Annual Budget

Budget Activity	FY 2022-23 Actual	FY 2023-24 Actual	FY 2024-25 Amended Budget	FY 2025-26 Proposed Budget
Resources				
Beginning Balance	$271,211	$338,307	$480,496	$596,277
Interest Earnings	$1,483	$10,238	$100	$100
Transfer in from V/H Zone A	15,914	32,269	29,371	28,008
Transfer in from V/H Zone B	3,547	7,192	6,790	6,790
Transfer in from V/H Zone C/D	21,193	42,962	39,147	39,147
Transfer in from V/H Zone E	9,312	18,881	17,823	17,823
Transfer in from V/H Zone F	15,068	30,553	28,750	28,750
Subtotal: Revenue & Transfers	**$66,517**	**$142,095**	**$121,981**	**$120,618**
Subtotal: Resources	**$337,727**	**$480,402**	**$602,477**	**$716,895**
Expenditures				
Other Professional Services	$131	$218	$600	$600
Property Tax Admin Fee	650	1,253	1,100	1,100
Govt Permit/Tax	1,727	1,873	2,600	2,600
Field Supplies	0	0	0	0
Prop Tx/Assess.	0	0	100	100
Investment Loss	(4,288)	(5,238)	0	-
Subtotal: Operating	**($1,780)**	**($1,894)**	**$4,400**	**$4,400**
Transfer Out	$1,200	$1,800	$1,800	$1,800
Subtotal: Non-Operating	**$1,200**	**$1,800**	**$1,800**	**$1,800**
Subtotal: Expenditures	**($579)**	**($94)**	**$6,200**	**$6,200**
Ending Balance	$338,307	$480,496	$596,277	$710,695

(1) The Victorian Harbor Dredging Service Fund is used as a holding account for the dredging assessment revenues until dredging expenditures are made.

11.3 Method of Apportionment

The assessments for Fiscal Year 2025/26 apportioned to each parcel as shown on the latest equalized roll at the Solano County Assessor's office are listed in Appendix B of this Report. The description of each lot or parcel is part of the records of the Solano County Assessor and such records are, by reference, made part of this Report.

11.3.1 DEVELOPED PROPERTIES:

- Zones A, B, E and F Maintenance. For the maintenance of alleys, public rights-of-way, and related street improvements including lighting, landscaping, and parks the assessment shall be spread equally on a per EDU basis. Each acre of multi-family developed property shall be equivalent to 5 EDUs. For Fiscal Year 2025/26 Almond Gardens is contributing an additional $7,500 towards the Victorian Harbor MAD. The amount to be assessed for the current fiscal year is increased over the prior fiscal year by the increase in the April Construction Cost Index.
- Zone A Maintenance – does not include the maintenance of the alleyways, as these are the responsibility of the property owner.
- Zone C-D Maintenance. For the maintenance of alleys, public rights-of-way and related street improvements including lighting, landscaping and parks, the assessment shall be spread equally per EDU. Each acre of developed commercial or multi-family property shall be equivalent to 5 EDUs. An acre includes parking acreage requirements in addition to the area of the assessed parcel. Parking acreage shall be calculated using the parking space requirements of the Downtown Waterfront Specific Plan multiplied by 400 square feet per space. Suisun Redevelopment Agency owned parcels that have a potential for development are being treated as developed property for the purpose of this assessment in order for the Agency to contribute towards the maintenance. Please note, as of February 1, 2012 the Suisun Redevelopment Agency was dissolved and a Successor Agency and an Oversight Board has since been appointed. The amount to be assessed for the current fiscal year is increased over the prior fiscal year by the increase in the April Construction Cost Index.
- Zones A, B, E and F Dredging. For dredging the City main channel, the maximum amount of $150 per EDU, per fiscal year, beginning in Fiscal Year 1993/94, is to be adjusted annually for each fiscal year thereafter by the April Construction Cost Index.
- Zone C-D Dredging. For dredging of the City main channel the dredging assessment for both developed and undeveloped properties shall be calculated in the same manner. Each residential property will be the equivalent of 1 EDU, each acre of commercial or multi-family residential property is equivalent to 5 EDUs. The amount to be assessed for the current fiscal year is increased over the prior fiscal year by the increase in the April Construction Cost Index.

11.3.2 UNDEVELOPED PROPERTIES:

- Prior to Fiscal Year 2005/06, maintenance assessments were not levied against undeveloped properties. The Redevelopment Agency contributed revenues to cover the undeveloped property maintenance costs of Zone C-D. Beginning in Fiscal Year 2005/06, all contributions from the Suisun Redevelopment Agency will come from assessments placed on the Suisun Redevelopment Agency

owned parcels. Please note, as of February 1, 2012 the Suisun Redevelopment Agency was dissolved and a Successor Agency and an Oversight Board has since been appointed.

- Dredging assessments for undeveloped properties shall be calculated in the same manner as for developed properties, $347.26 per EDU or $1,444.64 per commercial or multi-family acre (equal to 5 EDUs).

The annual assessments for Fiscal Year 2025/26 are proposed to be levied on all lots within each zone. The following table summarizes the EDUs, assessment per EDU for dredging and maintenance, and total assessment for each zone within the Victorian Harbor MAD.

Description	Zone A	Zone B	Zone C-D [1]	Zone E	Zone F
Dredging EDUs	94	20.95	126.15	55	89
Maintenance EDUs	94	20.95	119.99	55	89
Actual Dredging Assessment per EDU	$347.25	$347.25	$347.25	$347.25	$347.25
Actual Maintenance Assessment per EDU	962.78	962.78	1,444.64	962.78	962.78
Estimated Fiscal Year 2025/26 Levy	**$123,141.88**	**$27,445.34**	**$216,800.12**	**$72,051.10**	**$116,591.78**

(1) There are two (2) parcels that do not receive maintenance; thus, maintenance EDUs are lower than the dredging EDUs.

11.4 CCI Inflator and Historical Assessment Rates

This rate is authorized, by property owner approval, to automatically increase in each year based on the April Construction Cost Index. The following tables show the Construction Cost Index history and the authorized assessment related to the increase for the most recent 10 fiscal years.

11.4.1 ZONES A, B, C-D, E AND F DREDGING

Fiscal Year	Percentage Increase	Maximum Assessment	Actual Assessment
2016/17	3.55%	$269.14	$269.14
2017/18	1.19%	262.22	262.22
2018/19	2.72%	269.36	269.36
2019/20	2.56%	276.26	276.26
2020/21	4.01%	287.34	287.34
2021/22	2.66%	294.97	294.97
2022/23	14.79%	338.61	338.61
2023/24	1.43%	343.46	343.46
2024/25	1.10%	347.25	347.25
2025/26[1]	0.00%	347.25	347.25

(1) The 2025/26 percentage increase in the annual April Construction Cost Index was -1.453%, and as such the maximum assessment rate for 2025/26 remained the same as the prior year.

11.4.2 ZONES A, B, E AND F MAINTENANCE

Fiscal Year	Percentage Increase	Maximum Assessment	Actual Assessment
2016/17	3.55%	$718.51	$718.51
2017/18	1.19%	727.05	727.05
2018/19	2.72%	746.83	746.83
2019/20	2.56%	765.95	765.95
2020/21	4.01%	796.68	796.68
2021/22	2.66%	817.86	817.86
2022/23	14.79%	938.85	938.85
2023/24	1.43%	952.28	952.28
2024/25	1.10%	962.79	962.79
2025/26[(1)]	0.00%	962.79	962.79

(1) The 2025/26 percentage increase in the annual April Construction Cost Index was -1.453%, and as such the maximum assessment rate for 2025/26 remained the same as the prior year.

11.4.3 ZONE C-D MAINTENANCE

Fiscal Year	Percentage Increase	Maximum Assessment	Actual Assessment
2016/17	3.55%	$1,078.11	$1,078.11
2017/18	1.19%	1,090.91	1,090.91
2018/19	2.72%	1,120.60	1,120.60
2019/20	2.56%	1,149.28	1,149.28
2020/21	4.01%	1,195.39	1,195.39
2021/22	2.66%	1,227.17	1,227.17
2022/23	14.79%	1,408.71	1,408.71
2023/24	1.43%	1,428.86	1,428.86
2024/25	1.10%	1,444.64	1,444.64
2025/26[(1)]	0.00%	1,444.64	1,444.64

(1) The 2025/26 percentage increase in the annual April Construction Cost Index was -1.453%, and as such the maximum assessment rate for 2025/26 remained the same as the prior year.

Zones C and D were consolidated into Zone C-D through a Proposition 218 proceeding in July 2008. The consolidation and subsequent increase were approved through a majority protest balloting proceeding. As such, Fiscal Year 2008/09 was the first year the increased rate was effective and placed on the tax roll.

APPENDIX A – ASSESSMENT DIAGRAMS

An Assessment Diagram for each of the Maintenance Assessment Districts is on file in the office of the City Clerk in the format required under the provisions of the governing Act. The lines and dimensions shown on maps of the Solano County Assessor for the current year are incorporated by reference herein and made part of this Report.

APPENDIX B – 2025/26 ASSESSMENT ROLL

Assessor's parcel identification, for each lot or parcel within the District, shall be based on the Solano County Assessor's secured roll data for the applicable year in which this Report is prepared and is incorporated herein by reference.

A listing of assessor's parcels assessed within the District for Fiscal Year 2025/26, along with the assessment amounts, is on file in the office of the City Clerk and incorporated herein by reference. Based on Solano County Assessor's secured roll data, current assessor's parcels, including corrected and/or new assessor's parcels, will be submitted and/or resubmitted to the Solano County Auditor/Controller. The annual assessment amount to be levied and collected for the resubmitted parcel(s) shall be determined in accordance with the method of apportionment and assessment rate approved in this Report. Therefore, if a single assessor's parcel has a status change in development, other land use change, or subdivides into multiple assessor's parcels, the assessment amounts applied to each of the new assessor's parcels shall be recalculated and applied according to the approved method of apportionment and assessment rate rather than a proportionate share of the original assessment amount.

City of Suisun City
Blossom Maintenance Assessment District
Assessment Roll for Fiscal Year 2024/25

Account Number	Units	Levy	Rounding Adjustment	Grand Total
0037-311-010	1	$208.88	$0.00	$208.88
0037-311-020	1	208.88	0.00	208.88
0037-311-030	1	208.88	0.00	208.88
0037-311-040	1	208.88	0.00	208.88
0037-311-050	1	208.88	0.00	208.88
0037-311-060	1	208.88	0.00	208.88
0037-311-070	1	208.88	0.00	208.88
0037-311-080	1	208.88	0.00	208.88
0037-311-090	1	208.88	0.00	208.88
0037-311-100	1	208.88	0.00	208.88
0037-311-110	1	208.88	0.00	208.88
0037-311-120	1	208.88	0.00	208.88
0037-311-130	1	208.88	0.00	208.88
0037-311-140	1	208.88	0.00	208.88
0037-311-150	1	208.88	0.00	208.88
0037-311-160	1	208.88	0.00	208.88
0037-311-170	1	208.88	0.00	208.88
0037-311-180	1	208.88	0.00	208.88
0037-311-190	1	208.88	0.00	208.88
0037-311-200	1	208.88	0.00	208.88
0037-311-210	1	208.88	0.00	208.88
0037-311-220	1	208.88	0.00	208.88
0037-311-230	1	208.88	0.00	208.88
0037-311-240	1	208.88	0.00	208.88
0037-311-250	1	208.88	0.00	208.88
0037-311-260	1	208.88	0.00	208.88
0037-311-270	1	208.88	0.00	208.88
0037-311-280	1	208.88	0.00	208.88
0037-311-290	1	208.88	0.00	208.88
0037-311-300	1	208.88	0.00	208.88
0037-311-310	1	208.88	0.00	208.88
0037-312-010	1	208.88	0.00	208.88
0037-312-020	1	208.88	0.00	208.88
0037-312-030	1	208.88	0.00	208.88
0037-312-040	1	208.88	0.00	208.88
0037-312-050	1	208.88	0.00	208.88
0037-312-060	1	208.88	0.00	208.88
0037-312-070	1	208.88	0.00	208.88
0037-312-080	1	208.88	0.00	208.88
0037-312-090	1	208.88	0.00	208.88
0037-312-100	1	208.88	0.00	208.88
0037-312-110	1	208.88	0.00	208.88

Slight variances may occur due to rounding

Copyright © 2013 by NBS

City of Suisun City
Blossom Maintenance Assessment District
Assessment Roll for Fiscal Year 2024/25

Account Number	Units	Levy	Rounding Adjustment	Grand Total
0037-312-120	1	208.88	0.00	208.88
0037-312-130	1	208.88	0.00	208.88
0037-312-140	1	208.88	0.00	208.88
0037-312-150	1	208.88	0.00	208.88
0037-312-160	1	208.88	0.00	208.88
0037-312-170	1	208.88	0.00	208.88
0037-312-180	1	208.88	0.00	208.88
0037-312-190	1	208.88	0.00	208.88
0037-312-200	1	208.88	0.00	208.88
0037-312-210	1	208.88	0.00	208.88
0037-312-220	1	208.88	0.00	208.88
0037-312-230	1	208.88	0.00	208.88
0037-312-240	1	208.88	0.00	208.88
0037-312-250	1	208.88	0.00	208.88
0037-312-260	1	208.88	0.00	208.88
0037-312-270	1	208.88	0.00	208.88
0037-312-280	1	208.88	0.00	208.88
0037-312-290	1	208.88	0.00	208.88
0037-312-300	1	208.88	0.00	208.88
0037-312-310	1	208.88	0.00	208.88
0037-312-320	1	208.88	0.00	208.88
0037-312-330	1	208.88	0.00	208.88
0037-313-010	1	208.88	0.00	208.88
0037-313-020	1	208.88	0.00	208.88
0037-313-030	1	208.88	0.00	208.88
0037-313-040	1	208.88	0.00	208.88
0037-313-050	1	208.88	0.00	208.88
0037-313-060	1	208.88	0.00	208.88
0037-313-070	1	208.88	0.00	208.88
0037-313-080	1	208.88	0.00	208.88
0037-313-090	1	208.88	0.00	208.88
0037-313-100	1	208.88	0.00	208.88
0037-313-110	1	208.88	0.00	208.88
0037-313-120	1	208.88	0.00	208.88
0037-313-130	1	208.88	0.00	208.88
0037-313-140	1	208.88	0.00	208.88
0037-313-150	1	208.88	0.00	208.88
0037-313-160	1	208.88	0.00	208.88
0037-313-170	1	208.88	0.00	208.88
0037-321-010	1	208.88	0.00	208.88
0037-321-020	1	208.88	0.00	208.88
0037-321-030	1	208.88	0.00	208.88

Slight variances may occur due to rounding

Copyright © 2013 by NBS

City of Suisun City
Blossom Maintenance Assessment District
Assessment Roll for Fiscal Year 2024/25

Account Number	Units	Levy	Rounding Adjustment	Grand Total
0037-321-040	1	208.88	0.00	208.88
0037-321-050	1	208.88	0.00	208.88
0037-321-060	1	208.88	0.00	208.88
0037-321-070	1	208.88	0.00	208.88
0037-321-080	1	208.88	0.00	208.88
0037-321-090	1	208.88	0.00	208.88
0037-321-100	1	208.88	0.00	208.88
0037-321-110	1	208.88	0.00	208.88
0037-321-120	1	208.88	0.00	208.88
0037-321-130	1	208.88	0.00	208.88
0037-321-140	1	208.88	0.00	208.88
0037-321-150	1	208.88	0.00	208.88
0037-321-160	1	208.88	0.00	208.88
0037-321-170	1	208.88	0.00	208.88
0037-321-180	1	208.88	0.00	208.88
0037-321-190	1	208.88	0.00	208.88
0037-321-200	1	208.88	0.00	208.88
0037-322-010	1	208.88	0.00	208.88
0037-322-020	1	208.88	0.00	208.88
0037-322-030	1	208.88	0.00	208.88
0037-322-040	1	208.88	0.00	208.88
0037-322-050	1	208.88	0.00	208.88
0037-322-060	1	208.88	0.00	208.88
0037-322-070	1	208.88	0.00	208.88
0037-322-080	1	208.88	0.00	208.88
0037-322-090	1	208.88	0.00	208.88
0037-322-100	1	208.88	0.00	208.88
0037-322-110	1	208.88	0.00	208.88
0037-322-120	1	208.88	0.00	208.88
113 Accounts	**113**	**$23,603.44**	**$0.00**	**$23,603.44**

Slight variances may occur due to rounding

Copyright © 2013 by NBS

City of Suisun City
Heritage Park Maintenance Assessment District
Assessment Roll for Fiscal Year 2024/25

Account Number	Units	Levy	Rounding Adjustment	Grand Total
0032-391-240	1	$192.64	$0.00	$192.64
0032-391-250	1	192.64	0.00	192.64
0032-391-260	1	192.64	0.00	192.64
0032-391-270	1	192.64	0.00	192.64
0032-391-280	1	192.64	0.00	192.64
0032-391-290	1	192.64	0.00	192.64
0032-391-300	1	192.64	0.00	192.64
0032-391-310	1	192.64	0.00	192.64
0032-391-320	1	192.64	0.00	192.64
0032-391-330	1	192.64	0.00	192.64
0032-391-340	1	192.64	0.00	192.64
0032-391-350	1	192.64	0.00	192.64
0032-391-360	1	192.64	0.00	192.64
0032-391-370	1	192.64	0.00	192.64
0032-391-380	1	192.64	0.00	192.64
0032-391-390	1	192.64	0.00	192.64
0032-391-400	1	192.64	0.00	192.64
0032-391-410	1	192.64	0.00	192.64
0032-391-420	1	192.64	0.00	192.64
0032-391-430	1	192.64	0.00	192.64
0032-391-440	1	192.64	0.00	192.64
0032-391-450	1	192.64	0.00	192.64
0032-391-460	1	192.64	0.00	192.64
0032-391-470	1	192.64	0.00	192.64
0032-391-480	1	192.64	0.00	192.64
0032-391-490	1	192.64	0.00	192.64
0032-391-500	1	192.64	0.00	192.64
0032-391-510	1	192.64	0.00	192.64
0032-391-520	1	192.64	0.00	192.64
0032-391-530	1	192.64	0.00	192.64
0032-391-540	1	192.64	0.00	192.64
0032-431-010	1	192.64	0.00	192.64
0032-431-020	1	192.64	0.00	192.64
0032-431-030	1	192.64	0.00	192.64
0032-431-040	1	192.64	0.00	192.64
0032-431-050	1	192.64	0.00	192.64
0032-431-060	1	192.64	0.00	192.64
0032-431-070	1	192.64	0.00	192.64
0032-431-080	1	192.64	0.00	192.64
0032-431-090	1	192.64	0.00	192.64
0032-431-100	1	192.64	0.00	192.64
0032-431-110	1	192.64	0.00	192.64

Slight variances may occur due to rounding

Copyright © 2013 by NBS

City of Suisun City
Heritage Park Maintenance Assessment District
Assessment Roll for Fiscal Year 2024/25

Account Number	Units	Levy	Rounding Adjustment	Grand Total
0032-431-120	1	192.64	0.00	192.64
0032-431-130	1	192.64	0.00	192.64
0032-431-140	1	192.64	0.00	192.64
0032-431-150	1	192.64	0.00	192.64
0032-431-160	1	192.64	0.00	192.64
0032-431-170	1	192.64	0.00	192.64
0032-431-180	1	192.64	0.00	192.64
0032-431-190	1	192.64	0.00	192.64
0032-431-200	1	192.64	0.00	192.64
0032-431-210	1	192.64	0.00	192.64
0032-431-220	1	192.64	0.00	192.64
0032-431-230	1	192.64	0.00	192.64
0032-431-240	1	192.64	0.00	192.64
0032-431-250	1	192.64	0.00	192.64
0032-431-260	1	192.64	0.00	192.64
0032-432-010	1	192.64	0.00	192.64
0032-432-020	1	192.64	0.00	192.64
0032-432-030	1	192.64	0.00	192.64
0032-432-040	1	192.64	0.00	192.64
0032-432-050	1	192.64	0.00	192.64
0032-432-060	1	192.64	0.00	192.64
0032-432-070	1	192.64	0.00	192.64
0032-432-080	1	192.64	0.00	192.64
0032-432-090	1	192.64	0.00	192.64
0032-432-100	1	192.64	0.00	192.64
0032-432-110	1	192.64	0.00	192.64
0032-432-120	1	192.64	0.00	192.64
0032-432-130	1	192.64	0.00	192.64
0032-432-140	1	192.64	0.00	192.64
0032-432-150	1	192.64	0.00	192.64
0032-432-160	1	192.64	0.00	192.64
0032-432-170	1	192.64	0.00	192.64
0032-451-010	1	192.64	0.00	192.64
0032-451-020	1	192.64	0.00	192.64
0032-451-030	1	192.64	0.00	192.64
0032-451-040	1	192.64	0.00	192.64
0032-451-050	1	192.64	0.00	192.64
0032-451-060	1	192.64	0.00	192.64
0032-451-070	1	192.64	0.00	192.64
0032-451-080	1	192.64	0.00	192.64
0032-451-090	1	192.64	0.00	192.64
0032-451-100	1	192.64	0.00	192.64

Slight variances may occur due to rounding

Copyright © 2013 by NBS

City of Suisun City
Heritage Park Maintenance Assessment District
Assessment Roll for Fiscal Year 2024/25

Account Number	Units	Levy	Rounding Adjustment	Grand Total
0032-451-110	1	192.64	0.00	192.64
0032-452-010	1	192.64	0.00	192.64
0032-452-020	1	192.64	0.00	192.64
0032-452-030	1	192.64	0.00	192.64
0032-452-040	1	192.64	0.00	192.64
0032-452-050	1	192.64	0.00	192.64
0032-453-010	1	192.64	0.00	192.64
0032-453-020	1	192.64	0.00	192.64
0032-453-030	1	192.64	0.00	192.64
0032-453-040	1	192.64	0.00	192.64
0032-453-050	1	192.64	0.00	192.64
0032-453-060	1	192.64	0.00	192.64
0032-453-070	1	192.64	0.00	192.64
0032-453-080	1	192.64	0.00	192.64
0032-453-090	1	192.64	0.00	192.64
0032-453-100	1	192.64	0.00	192.64
0032-453-110	1	192.64	0.00	192.64
0032-453-120	1	192.64	0.00	192.64
0032-453-130	1	192.64	0.00	192.64
0032-453-140	1	192.64	0.00	192.64
0032-453-150	1	192.64	0.00	192.64
0032-453-160	1	192.64	0.00	192.64
0032-453-170	1	192.64	0.00	192.64
0032-453-180	1	192.64	0.00	192.64
0032-453-190	1	192.64	0.00	192.64
0032-453-200	1	192.64	0.00	192.64
0032-453-210	1	192.64	0.00	192.64
0032-453-220	1	192.64	0.00	192.64
0032-453-230	1	192.64	0.00	192.64
0032-453-240	1	192.64	0.00	192.64
0032-453-250	1	192.64	0.00	192.64
0032-453-260	1	192.64	0.00	192.64
0032-453-270	1	192.64	0.00	192.64
0032-454-010	1	192.64	0.00	192.64
0032-454-020	1	192.64	0.00	192.64
0032-454-030	1	192.64	0.00	192.64
0032-454-040	1	192.64	0.00	192.64
0032-454-050	1	192.64	0.00	192.64
0032-454-060	1	192.64	0.00	192.64
0032-461-010	1	192.64	0.00	192.64
0032-461-020	1	192.64	0.00	192.64
0032-461-030	1	192.64	0.00	192.64

Slight variances may occur due to rounding

Copyright © 2013 by NBS

City of Suisun City
Heritage Park Maintenance Assessment District
Assessment Roll for Fiscal Year 2024/25

Account Number	Units	Levy	Rounding Adjustment	Grand Total
0032-461-040	1	192.64	0.00	192.64
0032-461-050	1	192.64	0.00	192.64
0032-461-060	1	192.64	0.00	192.64
0032-461-070	1	192.64	0.00	192.64
0032-461-080	1	192.64	0.00	192.64
0032-461-090	1	192.64	0.00	192.64
0032-461-100	1	192.64	0.00	192.64
0032-461-110	1	192.64	0.00	192.64
0032-461-120	1	192.64	0.00	192.64
0032-461-130	1	192.64	0.00	192.64
0032-462-010	1	192.64	0.00	192.64
0032-462-020	1	192.64	0.00	192.64
0032-462-030	1	192.64	0.00	192.64
0032-462-040	1	192.64	0.00	192.64
0032-462-050	1	192.64	0.00	192.64
0032-462-060	1	192.64	0.00	192.64
0032-462-070	1	192.64	0.00	192.64
0032-462-080	1	192.64	0.00	192.64
0032-462-090	1	192.64	0.00	192.64
0032-462-100	1	192.64	0.00	192.64
0032-462-110	1	192.64	0.00	192.64
0032-462-120	1	192.64	0.00	192.64
0032-462-130	1	192.64	0.00	192.64
0032-462-140	1	192.64	0.00	192.64
0032-462-150	1	192.64	0.00	192.64
0032-462-160	1	192.64	0.00	192.64
0032-462-170	1	192.64	0.00	192.64
0032-463-010	1	192.64	0.00	192.64
0032-463-020	1	192.64	0.00	192.64
0032-463-030	1	192.64	0.00	192.64
0032-463-040	1	192.64	0.00	192.64
0032-463-050	1	192.64	0.00	192.64
0032-463-060	1	192.64	0.00	192.64
0032-463-070	1	192.64	0.00	192.64
0032-463-080	1	192.64	0.00	192.64
0032-463-090	1	192.64	0.00	192.64
0032-463-100	1	192.64	0.00	192.64
0032-463-110	1	192.64	0.00	192.64
0032-463-120	1	192.64	0.00	192.64
0037-331-010	1	192.64	0.00	192.64
0037-331-020	1	192.64	0.00	192.64
0037-331-030	1	192.64	0.00	192.64

Slight variances may occur due to rounding

Copyright © 2013 by NBS

City of Suisun City
Heritage Park Maintenance Assessment District
Assessment Roll for Fiscal Year 2024/25

Account Number	Units	Levy	Rounding Adjustment	Grand Total
0037-331-040	1	192.64	0.00	192.64
0037-331-050	1	192.64	0.00	192.64
0037-331-060	1	192.64	0.00	192.64
0037-331-070	1	192.64	0.00	192.64
0037-331-080	1	192.64	0.00	192.64
0037-331-090	1	192.64	0.00	192.64
0037-331-100	1	192.64	0.00	192.64
0037-331-110	1	192.64	0.00	192.64
0037-331-120	1	192.64	0.00	192.64
0037-332-010	1	192.64	0.00	192.64
0037-332-020	1	192.64	0.00	192.64
0037-332-030	1	192.64	0.00	192.64
0037-332-040	1	192.64	0.00	192.64
0037-333-010	1	192.64	0.00	192.64
0037-333-020	1	192.64	0.00	192.64
0037-333-030	1	192.64	0.00	192.64
0037-333-040	1	192.64	0.00	192.64
0037-333-050	1	192.64	0.00	192.64
0037-333-060	1	192.64	0.00	192.64
0037-333-070	1	192.64	0.00	192.64
0173-501-010	1	192.64	0.00	192.64
0173-501-020	1	192.64	0.00	192.64
0173-501-030	1	192.64	0.00	192.64
0173-501-040	1	192.64	0.00	192.64
0173-502-010	1	192.64	0.00	192.64
0173-502-020	1	192.64	0.00	192.64
0173-502-030	1	192.64	0.00	192.64
0173-502-040	1	192.64	0.00	192.64
0173-502-050	1	192.64	0.00	192.64
0173-502-060	1	192.64	0.00	192.64
0173-502-070	1	192.64	0.00	192.64
0173-502-080	1	192.64	0.00	192.64
0173-503-010	1	192.64	0.00	192.64
0173-503-020	1	192.64	0.00	192.64
0173-503-030	1	192.64	0.00	192.64
0173-503-040	1	192.64	0.00	192.64
0173-503-050	1	192.64	0.00	192.64
0173-503-060	1	192.64	0.00	192.64
0173-503-070	1	192.64	0.00	192.64
0173-503-080	1	192.64	0.00	192.64
0173-504-010	1	192.64	0.00	192.64
0173-504-020	1	192.64	0.00	192.64

Slight variances may occur due to rounding

Copyright © 2013 by NBS

City of Suisun City
Heritage Park Maintenance Assessment District
Assessment Roll for Fiscal Year 2024/25

Account Number	Units	Levy	Rounding Adjustment	Grand Total
0173-504-030	1	192.64	0.00	192.64
0173-504-040	1	192.64	0.00	192.64
0173-504-050	1	192.64	0.00	192.64
0173-504-060	1	192.64	0.00	192.64
0173-504-070	1	192.64	0.00	192.64
0173-504-080	1	192.64	0.00	192.64
0173-505-010	1	192.64	0.00	192.64
0173-505-020	1	192.64	0.00	192.64
0173-505-030	1	192.64	0.00	192.64
0173-505-040	1	192.64	0.00	192.64
0173-506-010	1	192.64	0.00	192.64
0173-506-020	1	192.64	0.00	192.64
0173-506-030	1	192.64	0.00	192.64
0173-506-040	1	192.64	0.00	192.64
0173-506-050	1	192.64	0.00	192.64
0173-506-060	1	192.64	0.00	192.64
0173-506-070	1	192.64	0.00	192.64
0173-506-080	1	192.64	0.00	192.64
0173-506-090	1	192.64	0.00	192.64
0173-511-010	1	192.64	0.00	192.64
0173-511-020	1	192.64	0.00	192.64
0173-511-030	1	192.64	0.00	192.64
0173-511-040	1	192.64	0.00	192.64
0173-511-050	1	192.64	0.00	192.64
0173-511-060	1	192.64	0.00	192.64
0173-511-070	1	192.64	0.00	192.64
0173-511-080	1	192.64	0.00	192.64
0173-512-010	1	192.64	0.00	192.64
0173-512-020	1	192.64	0.00	192.64
0173-512-030	1	192.64	0.00	192.64
0173-512-040	1	192.64	0.00	192.64
0173-512-050	1	192.64	0.00	192.64
0173-512-060	1	192.64	0.00	192.64
0173-512-070	1	192.64	0.00	192.64
0173-512-080	1	192.64	0.00	192.64
0173-512-090	1	192.64	0.00	192.64
0173-512-100	1	192.64	0.00	192.64
0173-512-110	1	192.64	0.00	192.64
0173-512-120	1	192.64	0.00	192.64
0173-512-130	1	192.64	0.00	192.64
0173-512-140	1	192.64	0.00	192.64
0173-512-150	1	192.64	0.00	192.64

Slight variances may occur due to rounding

Copyright © 2013 by NBS

City of Suisun City
Heritage Park Maintenance Assessment District
Assessment Roll for Fiscal Year 2024/25

Account Number	Units	Levy	Rounding Adjustment	Grand Total
0173-512-160	1	192.64	0.00	192.64
0173-512-170	1	192.64	0.00	192.64
0173-512-180	1	192.64	0.00	192.64
0173-512-190	1	192.64	0.00	192.64
0173-512-200	1	192.64	0.00	192.64
0173-512-210	1	192.64	0.00	192.64
0173-512-220	1	192.64	0.00	192.64
0173-512-230	1	192.64	0.00	192.64
0173-512-240	1	192.64	0.00	192.64
0173-512-250	1	192.64	0.00	192.64
0173-512-280	1	192.64	0.00	192.64
0173-512-300	1	192.64	0.00	192.64
0173-512-310	1	192.64	0.00	192.64
0173-512-330	1	192.64	0.00	192.64
0173-512-350	1	192.64	0.00	192.64
0173-512-360	1	192.64	0.00	192.64
0173-513-010	1	192.64	0.00	192.64
0173-513-020	1	192.64	0.00	192.64
0173-513-030	1	192.64	0.00	192.64
0173-513-040	1	192.64	0.00	192.64
0173-513-050	1	192.64	0.00	192.64
0173-513-060	1	192.64	0.00	192.64
0173-513-070	1	192.64	0.00	192.64
0173-513-080	1	192.64	0.00	192.64
0173-561-010	1	192.64	0.00	192.64
0173-561-020	1	192.64	0.00	192.64
0173-561-030	1	192.64	0.00	192.64
0173-561-040	1	192.64	0.00	192.64
0173-561-050	1	192.64	0.00	192.64
0173-561-060	1	192.64	0.00	192.64
0173-561-070	1	192.64	0.00	192.64
0173-561-080	1	192.64	0.00	192.64
0173-561-090	1	192.64	0.00	192.64
0173-561-100	1	192.64	0.00	192.64
0173-561-110	1	192.64	0.00	192.64
0173-561-120	1	192.64	0.00	192.64
0173-561-150	1	192.64	0.00	192.64
0173-561-160	1	192.64	0.00	192.64
0173-561-170	1	192.64	0.00	192.64
0173-561-180	1	192.64	0.00	192.64
0173-561-190	1	192.64	0.00	192.64
0173-561-200	1	192.64	0.00	192.64

Slight variances may occur due to rounding

Copyright © 2013 by NBS

City of Suisun City
Heritage Park Maintenance Assessment District
Assessment Roll for Fiscal Year 2024/25

Account Number	Units	Levy	Rounding Adjustment	Grand Total
0173-561-210	1	192.64	0.00	192.64
0173-561-220	1	192.64	0.00	192.64
0173-561-230	1	192.64	0.00	192.64
0173-561-240	1	192.64	0.00	192.64
0173-561-250	1	192.64	0.00	192.64
0173-561-260	1	192.64	0.00	192.64
0173-561-270	1	192.64	0.00	192.64
0173-561-280	1	192.64	0.00	192.64
0173-562-010	1	192.64	0.00	192.64
0173-562-020	1	192.64	0.00	192.64
0173-562-030	1	192.64	0.00	192.64
0173-562-040	1	192.64	0.00	192.64
0173-562-050	1	192.64	0.00	192.64
0173-562-060	1	192.64	0.00	192.64
0173-562-070	1	192.64	0.00	192.64
0173-562-080	1	192.64	0.00	192.64
0173-562-090	1	192.64	0.00	192.64
0173-562-100	1	192.64	0.00	192.64
0173-562-110	1	192.64	0.00	192.64
0173-562-120	1	192.64	0.00	192.64
0173-562-130	1	192.64	0.00	192.64
0173-562-140	1	192.64	0.00	192.64
0173-562-150	1	192.64	0.00	192.64
0173-562-160	1	192.64	0.00	192.64
0173-562-170	1	192.64	0.00	192.64
0173-562-180	1	192.64	0.00	192.64
0173-562-190	1	192.64	0.00	192.64
0173-562-200	1	192.64	0.00	192.64
0173-562-210	1	192.64	0.00	192.64
0173-562-220	1	192.64	0.00	192.64
0173-562-230	1	192.64	0.00	192.64
0173-562-240	1	192.64	0.00	192.64
0173-562-250	1	192.64	0.00	192.64
0173-562-260	1	192.64	0.00	192.64
0173-562-270	1	192.64	0.00	192.64
0173-562-280	1	192.64	0.00	192.64
0173-562-290	1	192.64	0.00	192.64
0173-562-300	1	192.64	0.00	192.64
0173-562-310	1	192.64	0.00	192.64
0173-562-320	1	192.64	0.00	192.64
0173-562-330	1	192.64	0.00	192.64
0173-563-010	1	192.64	0.00	192.64

Slight variances may occur due to rounding

Copyright © 2013 by NBS

City of Suisun City
Heritage Park Maintenance Assessment District
Assessment Roll for Fiscal Year 2024/25

Account Number	Units	Levy	Rounding Adjustment	Grand Total
0173-563-020	1	192.64	0.00	192.64
0173-563-030	1	192.64	0.00	192.64
0173-563-040	1	192.64	0.00	192.64
0173-631-010	1	192.64	0.00	192.64
0173-631-020	1	192.64	0.00	192.64
0173-631-030	1	192.64	0.00	192.64
0173-631-040	1	192.64	0.00	192.64
0173-631-050	1	192.64	0.00	192.64
0173-631-060	1	192.64	0.00	192.64
0173-631-070	1	192.64	0.00	192.64
0173-631-080	1	192.64	0.00	192.64
0173-631-090	1	192.64	0.00	192.64
0173-632-010	1	192.64	0.00	192.64
0173-632-020	1	192.64	0.00	192.64
0173-632-030	1	192.64	0.00	192.64
0173-632-040	1	192.64	0.00	192.64
0173-632-050	1	192.64	0.00	192.64
0173-632-060	1	192.64	0.00	192.64
0173-632-070	1	192.64	0.00	192.64
0173-632-080	1	192.64	0.00	192.64
0173-632-090	1	192.64	0.00	192.64
0173-632-100	1	192.64	0.00	192.64
0173-633-010	1	192.64	0.00	192.64
0173-633-020	1	192.64	0.00	192.64
0173-633-030	1	192.64	0.00	192.64
0173-633-040	1	192.64	0.00	192.64
0173-633-050	1	192.64	0.00	192.64
0173-633-080	1	192.64	0.00	192.64
0173-633-090	1	192.64	0.00	192.64
0173-633-100	1	192.64	0.00	192.64
0173-633-110	1	192.64	0.00	192.64
0173-633-120	1	192.64	0.00	192.64
0173-633-130	1	192.64	0.00	192.64
0173-633-140	1	192.64	0.00	192.64
0173-633-150	1	192.64	0.00	192.64
0173-633-160	1	192.64	0.00	192.64
0173-633-170	1	192.64	0.00	192.64
0173-633-180	1	192.64	0.00	192.64
0173-634-010	1	192.64	0.00	192.64
0173-634-020	1	192.64	0.00	192.64
0173-634-030	1	192.64	0.00	192.64
0173-634-040	1	192.64	0.00	192.64

Slight variances may occur due to rounding

Copyright © 2013 by NBS

City of Suisun City
Heritage Park Maintenance Assessment District
Assessment Roll for Fiscal Year 2024/25

Account Number	Units	Levy	Rounding Adjustment	Grand Total
0173-634-050	1	192.64	0.00	192.64
0173-634-060	1	192.64	0.00	192.64
0173-634-070	1	192.64	0.00	192.64
0173-634-080	1	192.64	0.00	192.64
0173-634-090	1	192.64	0.00	192.64
0173-634-100	1	192.64	0.00	192.64
0173-641-010	1	192.64	0.00	192.64
0173-641-020	1	192.64	0.00	192.64
0173-641-030	1	192.64	0.00	192.64
0173-642-010	1	192.64	0.00	192.64
0173-642-020	1	192.64	0.00	192.64
0173-642-030	1	192.64	0.00	192.64
0173-642-040	1	192.64	0.00	192.64
0173-642-050	1	192.64	0.00	192.64
0173-642-060	1	192.64	0.00	192.64
0173-643-010	1	192.64	0.00	192.64
0173-644-010	1	192.64	0.00	192.64
0173-645-010	1	192.64	0.00	192.64
0173-645-020	1	192.64	0.00	192.64
0173-645-030	1	192.64	0.00	192.64
0173-645-040	1	192.64	0.00	192.64
0173-645-050	1	192.64	0.00	192.64
0173-645-060	1	192.64	0.00	192.64
0173-645-070	1	192.64	0.00	192.64
0173-645-080	1	192.64	0.00	192.64
0173-645-090	1	192.64	0.00	192.64
0173-645-100	1	192.64	0.00	192.64
0173-645-110	1	192.64	0.00	192.64
0173-645-120	1	192.64	0.00	192.64
0173-645-130	1	192.64	0.00	192.64
0173-645-140	1	192.64	0.00	192.64
0173-645-150	1	192.64	0.00	192.64
0173-645-160	1	192.64	0.00	192.64
0173-645-170	1	192.64	0.00	192.64
0173-645-180	1	192.64	0.00	192.64
0173-645-200	1	192.64	0.00	192.64
0173-645-210	1	192.64	0.00	192.64
0173-645-220	1	192.64	0.00	192.64
0173-645-230	1	192.64	0.00	192.64
0173-645-240	1	192.64	0.00	192.64
0173-645-250	1	192.64	0.00	192.64
0173-645-260	1	192.64	0.00	192.64

Slight variances may occur due to rounding

Copyright © 2013 by NBS

City of Suisun City
Heritage Park Maintenance Assessment District
Assessment Roll for Fiscal Year 2024/25

Account Number	Units	Levy	Rounding Adjustment	Grand Total
0173-645-270	1	192.64	0.00	192.64
0173-645-280	1	192.64	0.00	192.64
0173-646-010	1	192.64	0.00	192.64
0173-646-020	1	192.64	0.00	192.64
0173-646-030	1	192.64	0.00	192.64
0173-651-010	1	192.64	0.00	192.64
0173-651-020	1	192.64	0.00	192.64
0173-651-030	1	192.64	0.00	192.64
0173-651-040	1	192.64	0.00	192.64
0173-651-050	1	192.64	0.00	192.64
0173-651-060	1	192.64	0.00	192.64
0173-651-070	1	192.64	0.00	192.64
0173-651-080	1	192.64	0.00	192.64
0173-651-090	1	192.64	0.00	192.64
0173-651-100	1	192.64	0.00	192.64
0173-651-110	1	192.64	0.00	192.64
0173-651-120	1	192.64	0.00	192.64
0173-651-130	1	192.64	0.00	192.64
0173-651-140	1	192.64	0.00	192.64
0173-651-150	1	192.64	0.00	192.64
0173-652-010	1	192.64	0.00	192.64
0173-652-020	1	192.64	0.00	192.64
0173-652-030	1	192.64	0.00	192.64
0173-652-040	1	192.64	0.00	192.64
0173-652-050	1	192.64	0.00	192.64
0173-652-060	1	192.64	0.00	192.64
0173-652-070	1	192.64	0.00	192.64
0173-652-080	1	192.64	0.00	192.64
0173-652-090	1	192.64	0.00	192.64
0173-652-100	1	192.64	0.00	192.64
0173-652-110	1	192.64	0.00	192.64
0173-652-120	1	192.64	0.00	192.64
0173-652-130	1	192.64	0.00	192.64
0173-652-140	1	192.64	0.00	192.64
0173-653-010	1	192.64	0.00	192.64
0173-653-020	1	192.64	0.00	192.64
0173-653-030	1	192.64	0.00	192.64
0173-653-040	1	192.64	0.00	192.64
0173-653-050	1	192.64	0.00	192.64
0173-653-060	1	192.64	0.00	192.64
0173-653-070	1	192.64	0.00	192.64
0173-653-080	1	192.64	0.00	192.64

Slight variances may occur due to rounding

Copyright © 2013 by NBS

City of Suisun City
Heritage Park Maintenance Assessment District
Assessment Roll for Fiscal Year 2024/25

Account Number	Units	Levy	Rounding Adjustment	Grand Total
0173-661-010	1	192.64	0.00	192.64
0173-661-020	1	192.64	0.00	192.64
0173-661-030	1	192.64	0.00	192.64
0173-661-040	1	192.64	0.00	192.64
0173-661-050	1	192.64	0.00	192.64
0173-661-060	1	192.64	0.00	192.64
0173-662-010	1	192.64	0.00	192.64
0173-662-020	1	192.64	0.00	192.64
0173-662-030	1	192.64	0.00	192.64
0173-662-040	1	192.64	0.00	192.64
0173-662-050	1	192.64	0.00	192.64
0173-662-060	1	192.64	0.00	192.64
0173-662-070	1	192.64	0.00	192.64
0173-662-080	1	192.64	0.00	192.64
0173-662-090	1	192.64	0.00	192.64
0173-662-100	1	192.64	0.00	192.64
0173-663-010	1	192.64	0.00	192.64
0173-663-020	1	192.64	0.00	192.64
0173-663-030	1	192.64	0.00	192.64
0173-663-040	1	192.64	0.00	192.64
0173-663-050	1	192.64	0.00	192.64
0173-663-060	1	192.64	0.00	192.64
0173-663-070	1	192.64	0.00	192.64
0173-663-080	1	192.64	0.00	192.64
0173-663-090	1	192.64	0.00	192.64
0173-664-010	1	192.64	0.00	192.64
0173-664-020	1	192.64	0.00	192.64
0173-664-030	1	192.64	0.00	192.64
0173-664-040	1	192.64	0.00	192.64
0173-664-050	1	192.64	0.00	192.64
0173-664-060	1	192.64	0.00	192.64
0173-664-070	1	192.64	0.00	192.64
0173-664-080	1	192.64	0.00	192.64
0173-664-090	1	192.64	0.00	192.64
0173-664-100	1	192.64	0.00	192.64
0173-664-110	1	192.64	0.00	192.64
0173-664-120	1	192.64	0.00	192.64
0173-731-010	1	192.64	0.00	192.64
0173-731-020	1	192.64	0.00	192.64
0173-731-030	1	192.64	0.00	192.64
0173-731-040	1	192.64	0.00	192.64
0173-731-050	1	192.64	0.00	192.64

Slight variances may occur due to rounding

Copyright © 2013 by NBS

City of Suisun City
Heritage Park Maintenance Assessment District
Assessment Roll for Fiscal Year 2024/25

Account Number	Units	Levy	Rounding Adjustment	Grand Total
0173-731-060	1	192.64	0.00	192.64
0173-731-070	1	192.64	0.00	192.64
0173-731-080	1	192.64	0.00	192.64
0173-731-090	1	192.64	0.00	192.64
0173-731-100	1	192.64	0.00	192.64
0173-732-010	1	192.64	0.00	192.64
0173-732-020	1	192.64	0.00	192.64
0173-732-030	1	192.64	0.00	192.64
0173-732-040	1	192.64	0.00	192.64
0173-732-050	1	192.64	0.00	192.64
0173-732-060	1	192.64	0.00	192.64
0173-732-070	1	192.64	0.00	192.64
0173-732-090	1	192.64	0.00	192.64
0173-732-100	1	192.64	0.00	192.64
0173-732-110	1	192.64	0.00	192.64
0173-732-120	1	192.64	0.00	192.64
0173-732-130	1	192.64	0.00	192.64
0173-732-140	1	192.64	0.00	192.64
0173-732-150	1	192.64	0.00	192.64
0173-732-160	1	192.64	0.00	192.64
0173-733-010	1	192.64	0.00	192.64
0173-733-020	1	192.64	0.00	192.64
0173-733-030	1	192.64	0.00	192.64
0173-733-040	1	192.64	0.00	192.64
0173-733-050	1	192.64	0.00	192.64
0173-733-060	1	192.64	0.00	192.64
0173-733-070	1	192.64	0.00	192.64
0173-733-080	1	192.64	0.00	192.64
0173-733-090	1	192.64	0.00	192.64
0173-733-100	1	192.64	0.00	192.64
0173-733-110	1	192.64	0.00	192.64
0173-733-120	1	192.64	0.00	192.64
0173-733-130	1	192.64	0.00	192.64
0173-733-140	1	192.64	0.00	192.64
0173-733-150	1	192.64	0.00	192.64
0173-733-160	1	192.64	0.00	192.64
0173-733-170	1	192.64	0.00	192.64
0173-733-180	1	192.64	0.00	192.64
0173-734-010	1	192.64	0.00	192.64
0173-734-020	1	192.64	0.00	192.64
0173-734-030	1	192.64	0.00	192.64
0173-734-040	1	192.64	0.00	192.64

Slight variances may occur due to rounding

Copyright © 2013 by NBS

City of Suisun City
Heritage Park Maintenance Assessment District
Assessment Roll for Fiscal Year 2024/25

Account Number	Units	Levy	Rounding Adjustment	Grand Total
0173-734-050	1	192.64	0.00	192.64
0173-734-060	1	192.64	0.00	192.64
0173-734-070	1	192.64	0.00	192.64
0173-734-080	1	192.64	0.00	192.64
0173-741-010	1	192.64	0.00	192.64
0173-741-020	1	192.64	0.00	192.64
0173-741-030	1	192.64	0.00	192.64
0173-741-040	1	192.64	0.00	192.64
0173-741-050	1	192.64	0.00	192.64
0173-741-060	1	192.64	0.00	192.64
0173-741-070	1	192.64	0.00	192.64
0173-741-080	1	192.64	0.00	192.64
0173-741-090	1	192.64	0.00	192.64
0173-741-100	1	192.64	0.00	192.64
0173-741-110	1	192.64	0.00	192.64
0173-741-120	1	192.64	0.00	192.64
0173-742-010	1	192.64	0.00	192.64
0173-742-020	1	192.64	0.00	192.64
0173-742-030	1	192.64	0.00	192.64
0173-742-040	1	192.64	0.00	192.64
0173-742-050	1	192.64	0.00	192.64
0173-742-060	1	192.64	0.00	192.64
0173-742-070	1	192.64	0.00	192.64
0173-742-080	1	192.64	0.00	192.64
0173-742-090	1	192.64	0.00	192.64
0173-742-100	1	192.64	0.00	192.64
0173-742-110	1	192.64	0.00	192.64
0173-742-120	1	192.64	0.00	192.64
0173-742-130	1	192.64	0.00	192.64
0173-742-140	1	192.64	0.00	192.64
0173-742-150	1	192.64	0.00	192.64
0173-742-160	1	192.64	0.00	192.64
0173-742-170	1	192.64	0.00	192.64
0173-742-180	1	192.64	0.00	192.64
0173-742-190	1	192.64	0.00	192.64
0173-742-200	1	192.64	0.00	192.64
0173-742-210	1	192.64	0.00	192.64
0173-742-220	1	192.64	0.00	192.64
0173-743-010	1	192.64	0.00	192.64
0173-743-020	1	192.64	0.00	192.64
0173-743-030	1	192.64	0.00	192.64
0173-743-040	1	192.64	0.00	192.64

Slight variances may occur due to rounding

Copyright © 2013 by NBS

City of Suisun City
Heritage Park Maintenance Assessment District
Assessment Roll for Fiscal Year 2024/25

Account Number	Units	Levy	Rounding Adjustment	Grand Total
0173-743-050	1	192.64	0.00	192.64
0173-743-060	1	192.64	0.00	192.64
0173-743-070	1	192.64	0.00	192.64
0173-743-080	1	192.64	0.00	192.64
0173-743-090	1	192.64	0.00	192.64
0173-743-100	1	192.64	0.00	192.64
0173-743-110	1	192.64	0.00	192.64
0173-743-120	1	192.64	0.00	192.64
0173-743-130	1	192.64	0.00	192.64
0173-743-140	1	192.64	0.00	192.64
0173-743-150	1	192.64	0.00	192.64
0173-743-160	1	192.64	0.00	192.64
0173-743-170	1	192.64	0.00	192.64
0173-743-180	1	192.64	0.00	192.64
0173-743-190	1	192.64	0.00	192.64
0173-743-200	1	192.64	0.00	192.64
0173-751-020	1	192.64	0.00	192.64
0173-751-030	1	192.64	0.00	192.64
0173-751-040	1	192.64	0.00	192.64
0173-751-050	1	192.64	0.00	192.64
0173-751-060	1	192.64	0.00	192.64
0173-751-070	1	192.64	0.00	192.64
0173-751-080	1	192.64	0.00	192.64
0173-751-090	1	192.64	0.00	192.64
0173-751-100	1	192.64	0.00	192.64
0173-751-110	1	192.64	0.00	192.64
0173-751-130	1	192.64	0.00	192.64
0173-751-140	1	192.64	0.00	192.64
0173-751-150	1	192.64	0.00	192.64
0173-751-160	1	192.64	0.00	192.64
0173-751-170	1	192.64	0.00	192.64
0173-751-180	1	192.64	0.00	192.64
0173-751-190	1	192.64	0.00	192.64
0173-751-200	1	192.64	0.00	192.64
0173-751-210	1	192.64	0.00	192.64
0173-751-220	1	192.64	0.00	192.64
0173-751-230	1	192.64	0.00	192.64
0173-751-240	1	192.64	0.00	192.64
0173-751-250	1	192.64	0.00	192.64
0173-751-260	1	192.64	0.00	192.64
0173-751-270	1	192.64	0.00	192.64
0173-751-280	1	192.64	0.00	192.64

Slight variances may occur due to rounding

Copyright © 2013 by NBS

City of Suisun City
Heritage Park Maintenance Assessment District
Assessment Roll for Fiscal Year 2024/25

Account Number	Units	Levy	Rounding Adjustment	Grand Total
0173-751-290	1	192.64	0.00	192.64
0173-751-300	1	192.64	0.00	192.64
0173-751-310	1	192.64	0.00	192.64
0173-751-320	1	192.64	0.00	192.64
0173-751-330	1	192.64	0.00	192.64
0173-751-340	1	192.64	0.00	192.64
0173-751-350	1	192.64	0.00	192.64
0173-751-360	1	192.64	0.00	192.64
0173-751-370	1	192.64	0.00	192.64
0173-751-380	1	192.64	0.00	192.64
0173-751-390	1	192.64	0.00	192.64
0173-751-400	1	192.64	0.00	192.64
0173-751-410	1	192.64	0.00	192.64
0173-751-420	1	192.64	0.00	192.64
0173-751-430	1	192.64	0.00	192.64
0173-751-440	1	192.64	0.00	192.64
0173-751-450	1	192.64	0.00	192.64
0173-751-460	1	192.64	0.00	192.64
0173-752-010	1	192.64	0.00	192.64
0173-752-020	1	192.64	0.00	192.64
0173-752-030	1	192.64	0.00	192.64
0173-752-040	1	192.64	0.00	192.64
0173-752-050	1	192.64	0.00	192.64
0173-752-060	1	192.64	0.00	192.64
0173-752-070	1	192.64	0.00	192.64
0173-752-080	1	192.64	0.00	192.64
0173-753-010	1	192.64	0.00	192.64
0173-753-020	1	192.64	0.00	192.64
0173-753-030	1	192.64	0.00	192.64
0173-753-040	1	192.64	0.00	192.64
0173-753-050	1	192.64	0.00	192.64
0173-753-060	1	192.64	0.00	192.64
0173-753-070	1	192.64	0.00	192.64
0173-753-080	1	192.64	0.00	192.64
0173-753-090	1	192.64	0.00	192.64
0173-753-100	1	192.64	0.00	192.64
0173-753-110	1	192.64	0.00	192.64
0173-753-120	1	192.64	0.00	192.64
0173-753-130	1	192.64	0.00	192.64
0173-753-140	1	192.64	0.00	192.64
0173-753-150	1	192.64	0.00	192.64
0173-753-160	1	192.64	0.00	192.64

Slight variances may occur due to rounding

Copyright © 2013 by NBS

City of Suisun City
Heritage Park Maintenance Assessment District
Assessment Roll for Fiscal Year 2024/25

Account Number	Units	Levy	Rounding Adjustment	Grand Total
0173-761-010	1	192.64	0.00	192.64
0173-761-020	1	192.64	0.00	192.64
0173-761-030	1	192.64	0.00	192.64
0173-761-040	1	192.64	0.00	192.64
0173-761-050	1	192.64	0.00	192.64
0173-761-060	1	192.64	0.00	192.64
0173-761-070	1	192.64	0.00	192.64
0173-761-080	1	192.64	0.00	192.64
0173-761-090	1	192.64	0.00	192.64
0173-761-100	1	192.64	0.00	192.64
0173-761-110	1	192.64	0.00	192.64
0173-761-120	1	192.64	0.00	192.64
0173-762-010	1	192.64	0.00	192.64
0173-762-020	1	192.64	0.00	192.64
0173-762-030	1	192.64	0.00	192.64
0173-762-040	1	192.64	0.00	192.64
0173-762-050	1	192.64	0.00	192.64
0173-762-060	1	192.64	0.00	192.64
0173-762-070	1	192.64	0.00	192.64
0173-762-080	1	192.64	0.00	192.64
0173-762-090	1	192.64	0.00	192.64
0173-762-100	1	192.64	0.00	192.64
0173-762-110	1	192.64	0.00	192.64
0173-762-120	1	192.64	0.00	192.64
0173-762-130	1	192.64	0.00	192.64
0173-762-140	1	192.64	0.00	192.64
0173-762-150	1	192.64	0.00	192.64
0173-762-160	1	192.64	0.00	192.64
0173-762-170	1	192.64	0.00	192.64
0173-762-180	1	192.64	0.00	192.64
0173-762-190	1	192.64	0.00	192.64
0173-762-200	1	192.64	0.00	192.64
0173-763-010	1	192.64	0.00	192.64
0173-763-020	1	192.64	0.00	192.64
0173-763-030	1	192.64	0.00	192.64
0173-763-040	1	192.64	0.00	192.64
0173-763-050	1	192.64	0.00	192.64
0173-763-060	1	192.64	0.00	192.64
0173-763-070	1	192.64	0.00	192.64
0173-763-080	1	192.64	0.00	192.64
0173-763-090	1	192.64	0.00	192.64
0173-763-100	1	192.64	0.00	192.64

Slight variances may occur due to rounding

Copyright © 2013 by NBS

City of Suisun City
Heritage Park Maintenance Assessment District
Assessment Roll for Fiscal Year 2024/25

Account Number	Units	Levy	Rounding Adjustment	Grand Total
0173-763-110	1	192.64	0.00	192.64
0173-771-010	1	192.64	0.00	192.64
0173-771-020	1	192.64	0.00	192.64
0173-771-030	1	192.64	0.00	192.64
0173-771-040	1	192.64	0.00	192.64
0173-771-050	1	192.64	0.00	192.64
0173-771-060	1	192.64	0.00	192.64
0173-771-070	1	192.64	0.00	192.64
0173-771-080	1	192.64	0.00	192.64
0173-771-090	1	192.64	0.00	192.64
0173-771-100	1	192.64	0.00	192.64
0173-771-110	1	192.64	0.00	192.64
0173-771-120	1	192.64	0.00	192.64
0173-771-130	1	192.64	0.00	192.64
0173-771-140	1	192.64	0.00	192.64
0173-771-150	1	192.64	0.00	192.64
0173-771-160	1	192.64	0.00	192.64
0173-771-170	1	192.64	0.00	192.64
0173-771-180	1	192.64	0.00	192.64
0173-771-190	1	192.64	0.00	192.64
0173-771-200	1	192.64	0.00	192.64
0173-772-010	1	192.64	0.00	192.64
0173-772-020	1	192.64	0.00	192.64
0173-772-030	1	192.64	0.00	192.64
0173-772-040	1	192.64	0.00	192.64
0173-772-050	1	192.64	0.00	192.64
0173-772-060	1	192.64	0.00	192.64
0173-772-070	1	192.64	0.00	192.64
0173-772-080	1	192.64	0.00	192.64
0173-772-090	1	192.64	0.00	192.64
0173-772-100	1	192.64	0.00	192.64
0173-772-110	1	192.64	0.00	192.64
0173-772-120	1	192.64	0.00	192.64
0173-772-130	1	192.64	0.00	192.64
0173-772-140	1	192.64	0.00	192.64
0173-772-150	1	192.64	0.00	192.64
0173-772-160	1	192.64	0.00	192.64
0173-772-170	1	192.64	0.00	192.64
0173-772-180	1	192.64	0.00	192.64
0173-772-190	1	192.64	0.00	192.64
0173-772-200	1	192.64	0.00	192.64
0173-772-210	1	192.64	0.00	192.64

Slight variances may occur due to rounding

Copyright © 2013 by NBS

City of Suisun City
Heritage Park Maintenance Assessment District
Assessment Roll for Fiscal Year 2024/25

Account Number	Units	Levy	Rounding Adjustment	Grand Total
0173-772-220	1	192.64	0.00	192.64
0173-772-230	1	192.64	0.00	192.64
0173-772-240	1	192.64	0.00	192.64
759 Accounts	**759**	**$146,213.76**	**$0.00**	**$146,213.76**

Slight variances may occur due to rounding

Copyright © 2013 by NBS

City of Suisun City
Lawler Ranch Maintenance Assessment District
Assessment Roll for Fiscal Year 2024/25

Account Number	EDU	Levy	Rounding Adjustment	Grand Total
0173-461-010	1.00	$324.65	($0.01)	$324.64
0173-461-020	1.00	324.65	(0.01)	324.64
0173-461-030	1.00	324.65	(0.01)	324.64
0173-461-040	1.00	324.65	(0.01)	324.64
0173-461-050	1.00	324.65	(0.01)	324.64
0173-461-060	1.00	324.65	(0.01)	324.64
0173-461-070	1.00	324.65	(0.01)	324.64
0173-461-080	1.00	324.65	(0.01)	324.64
0173-461-090	1.00	324.65	(0.01)	324.64
0173-461-100	1.00	324.65	(0.01)	324.64
0173-461-110	1.00	324.65	(0.01)	324.64
0173-461-120	1.00	324.65	(0.01)	324.64
0173-461-130	1.00	324.65	(0.01)	324.64
0173-461-140	1.00	324.65	(0.01)	324.64
0173-461-150	1.00	324.65	(0.01)	324.64
0173-461-160	1.00	324.65	(0.01)	324.64
0173-461-170	1.00	324.65	(0.01)	324.64
0173-461-180	1.00	324.65	(0.01)	324.64
0173-461-190	1.00	324.65	(0.01)	324.64
0173-461-200	1.00	324.65	(0.01)	324.64
0173-461-210	1.00	324.65	(0.01)	324.64
0173-461-220	1.00	324.65	(0.01)	324.64
0173-461-230	1.00	324.65	(0.01)	324.64
0173-461-240	1.00	324.65	(0.01)	324.64
0173-461-250	1.00	324.65	(0.01)	324.64
0173-461-260	1.00	324.65	(0.01)	324.64
0173-461-270	1.00	324.65	(0.01)	324.64
0173-461-280	1.00	324.65	(0.01)	324.64
0173-461-290	1.00	324.65	(0.01)	324.64
0173-461-300	1.00	324.65	(0.01)	324.64
0173-461-310	1.00	324.65	(0.01)	324.64
0173-461-320	1.00	324.65	(0.01)	324.64
0173-461-330	1.00	324.65	(0.01)	324.64
0173-461-340	1.00	324.65	(0.01)	324.64
0173-461-350	1.00	324.65	(0.01)	324.64
0173-461-360	1.00	324.65	(0.01)	324.64
0173-461-370	1.00	324.65	(0.01)	324.64
0173-461-380	1.00	324.65	(0.01)	324.64
0173-461-390	1.00	324.65	(0.01)	324.64
0173-461-400	1.00	324.65	(0.01)	324.64
0173-461-410	1.00	324.65	(0.01)	324.64
0173-461-420	1.00	324.65	(0.01)	324.64

Slight variances may occur due to rounding

Copyright © 2013 by NBS

City of Suisun City
Lawler Ranch Maintenance Assessment District
Assessment Roll for Fiscal Year 2024/25

Account Number	EDU	Levy	Rounding Adjustment	Grand Total
0173-461-430	1.00	324.65	(0.01)	324.64
0173-461-440	1.00	324.65	(0.01)	324.64
0173-462-010	1.00	324.65	(0.01)	324.64
0173-462-020	1.00	324.65	(0.01)	324.64
0173-462-030	1.00	324.65	(0.01)	324.64
0173-462-040	1.00	324.65	(0.01)	324.64
0173-462-050	1.00	324.65	(0.01)	324.64
0173-462-060	1.00	324.65	(0.01)	324.64
0173-462-070	1.00	324.65	(0.01)	324.64
0173-462-080	1.00	324.65	(0.01)	324.64
0173-462-090	1.00	324.65	(0.01)	324.64
0173-462-100	1.00	324.65	(0.01)	324.64
0173-462-110	1.00	324.65	(0.01)	324.64
0173-462-120	1.00	324.65	(0.01)	324.64
0173-462-130	1.00	324.65	(0.01)	324.64
0173-462-140	1.00	324.65	(0.01)	324.64
0173-462-150	1.00	324.65	(0.01)	324.64
0173-462-160	1.00	324.65	(0.01)	324.64
0173-462-170	1.00	324.65	(0.01)	324.64
0173-462-180	1.00	324.65	(0.01)	324.64
0173-462-190	1.00	324.65	(0.01)	324.64
0173-462-200	1.00	324.65	(0.01)	324.64
0173-462-210	1.00	324.65	(0.01)	324.64
0173-462-220	1.00	324.65	(0.01)	324.64
0173-462-230	1.00	324.65	(0.01)	324.64
0173-462-240	1.00	324.65	(0.01)	324.64
0173-471-010	1.00	324.65	(0.01)	324.64
0173-471-020	1.00	324.65	(0.01)	324.64
0173-471-030	1.00	324.65	(0.01)	324.64
0173-471-040	1.00	324.65	(0.01)	324.64
0173-471-050	1.00	324.65	(0.01)	324.64
0173-471-060	1.00	324.65	(0.01)	324.64
0173-471-070	1.00	324.65	(0.01)	324.64
0173-471-080	1.00	324.65	(0.01)	324.64
0173-471-090	1.00	324.65	(0.01)	324.64
0173-471-100	1.00	324.65	(0.01)	324.64
0173-471-110	1.00	324.65	(0.01)	324.64
0173-472-010	1.00	324.65	(0.01)	324.64
0173-472-020	1.00	324.65	(0.01)	324.64
0173-472-030	1.00	324.65	(0.01)	324.64
0173-472-040	1.00	324.65	(0.01)	324.64
0173-472-050	1.00	324.65	(0.01)	324.64

Slight variances may occur due to rounding

Copyright © 2013 by NBS

City of Suisun City
Lawler Ranch Maintenance Assessment District
Assessment Roll for Fiscal Year 2024/25

Account Number	EDU	Levy	Rounding Adjustment	Grand Total
0173-472-060	1.00	324.65	(0.01)	324.64
0173-472-070	1.00	324.65	(0.01)	324.64
0173-472-080	1.00	324.65	(0.01)	324.64
0173-472-110	1.00	324.65	(0.01)	324.64
0173-472-120	1.00	324.65	(0.01)	324.64
0173-472-130	1.00	324.65	(0.01)	324.64
0173-472-140	1.00	324.65	(0.01)	324.64
0173-472-150	1.00	324.65	(0.01)	324.64
0173-472-160	1.00	324.65	(0.01)	324.64
0173-472-170	1.00	324.65	(0.01)	324.64
0173-472-180	1.00	324.65	(0.01)	324.64
0173-473-010	1.00	324.65	(0.01)	324.64
0173-473-020	1.00	324.65	(0.01)	324.64
0173-473-030	1.00	324.65	(0.01)	324.64
0173-473-040	1.00	324.65	(0.01)	324.64
0173-473-050	1.00	324.65	(0.01)	324.64
0173-473-060	1.00	324.65	(0.01)	324.64
0173-473-070	1.00	324.65	(0.01)	324.64
0173-473-080	1.00	324.65	(0.01)	324.64
0173-473-090	1.00	324.65	(0.01)	324.64
0173-473-100	1.00	324.65	(0.01)	324.64
0173-473-110	1.00	324.65	(0.01)	324.64
0173-473-120	1.00	324.65	(0.01)	324.64
0173-473-130	1.00	324.65	(0.01)	324.64
0173-473-140	1.00	324.65	(0.01)	324.64
0173-473-150	1.00	324.65	(0.01)	324.64
0173-473-160	1.00	324.65	(0.01)	324.64
0173-473-170	1.00	324.65	(0.01)	324.64
0173-473-180	1.00	324.65	(0.01)	324.64
0173-473-190	1.00	324.65	(0.01)	324.64
0173-473-200	1.00	324.65	(0.01)	324.64
0173-473-210	1.00	324.65	(0.01)	324.64
0173-473-220	1.00	324.65	(0.01)	324.64
0173-473-230	1.00	324.65	(0.01)	324.64
0173-473-240	1.00	324.65	(0.01)	324.64
0173-473-250	1.00	324.65	(0.01)	324.64
0173-473-260	1.00	324.65	(0.01)	324.64
0173-473-270	1.00	324.65	(0.01)	324.64
0173-473-280	1.00	324.65	(0.01)	324.64
0173-473-290	1.00	324.65	(0.01)	324.64
0173-473-300	1.00	324.65	(0.01)	324.64
0173-473-310	1.00	324.65	(0.01)	324.64

Slight variances may occur due to rounding

Copyright © 2013 by NBS

City of Suisun City
Lawler Ranch Maintenance Assessment District
Assessment Roll for Fiscal Year 2024/25

Account Number	EDU	Levy	Rounding Adjustment	Grand Total
0173-473-320	1.00	324.65	(0.01)	324.64
0173-473-330	1.00	324.65	(0.01)	324.64
0173-473-340	1.00	324.65	(0.01)	324.64
0173-473-350	1.00	324.65	(0.01)	324.64
0173-473-360	1.00	324.65	(0.01)	324.64
0173-473-370	1.00	324.65	(0.01)	324.64
0173-473-380	1.00	324.65	(0.01)	324.64
0173-474-010	1.00	324.65	(0.01)	324.64
0173-474-020	1.00	324.65	(0.01)	324.64
0173-474-030	1.00	324.65	(0.01)	324.64
0173-474-040	1.00	324.65	(0.01)	324.64
0173-474-050	1.00	324.65	(0.01)	324.64
0173-474-060	1.00	324.65	(0.01)	324.64
0173-474-070	1.00	324.65	(0.01)	324.64
0173-474-080	1.00	324.65	(0.01)	324.64
0173-474-090	1.00	324.65	(0.01)	324.64
0173-474-100	1.00	324.65	(0.01)	324.64
0173-474-110	1.00	324.65	(0.01)	324.64
0173-474-120	1.00	324.65	(0.01)	324.64
0173-474-130	1.00	324.65	(0.01)	324.64
0173-474-140	1.00	324.65	(0.01)	324.64
0173-474-150	1.00	324.65	(0.01)	324.64
0173-474-160	1.00	324.65	(0.01)	324.64
0173-474-170	1.00	324.65	(0.01)	324.64
0173-474-180	1.00	324.65	(0.01)	324.64
0173-475-010	1.00	324.65	(0.01)	324.64
0173-475-020	1.00	324.65	(0.01)	324.64
0173-475-030	1.00	324.65	(0.01)	324.64
0173-475-040	1.00	324.65	(0.01)	324.64
0173-475-050	1.00	324.65	(0.01)	324.64
0173-475-060	1.00	324.65	(0.01)	324.64
0173-475-070	1.00	324.65	(0.01)	324.64
0173-475-080	1.00	324.65	(0.01)	324.64
0173-475-090	1.00	324.65	(0.01)	324.64
0173-521-010	1.00	324.65	(0.01)	324.64
0173-521-020	1.00	324.65	(0.01)	324.64
0173-521-030	1.00	324.65	(0.01)	324.64
0173-521-040	1.00	324.65	(0.01)	324.64
0173-521-050	1.00	324.65	(0.01)	324.64
0173-521-060	1.00	324.65	(0.01)	324.64
0173-521-070	1.00	324.65	(0.01)	324.64
0173-521-080	1.00	324.65	(0.01)	324.64

Slight variances may occur due to rounding

Copyright © 2013 by NBS

City of Suisun City
Lawler Ranch Maintenance Assessment District
Assessment Roll for Fiscal Year 2024/25

Account Number	EDU	Levy	Rounding Adjustment	Grand Total
0173-521-090	1.00	324.65	(0.01)	324.64
0173-521-100	1.00	324.65	(0.01)	324.64
0173-521-110	1.00	324.65	(0.01)	324.64
0173-521-120	1.00	324.65	(0.01)	324.64
0173-521-130	1.00	324.65	(0.01)	324.64
0173-521-140	1.00	324.65	(0.01)	324.64
0173-522-010	1.00	324.65	(0.01)	324.64
0173-522-020	1.00	324.65	(0.01)	324.64
0173-522-030	1.00	324.65	(0.01)	324.64
0173-522-040	1.00	324.65	(0.01)	324.64
0173-522-050	1.00	324.65	(0.01)	324.64
0173-522-060	1.00	324.65	(0.01)	324.64
0173-522-070	1.00	324.65	(0.01)	324.64
0173-522-080	1.00	324.65	(0.01)	324.64
0173-522-090	1.00	324.65	(0.01)	324.64
0173-522-100	1.00	324.65	(0.01)	324.64
0173-522-110	1.00	324.65	(0.01)	324.64
0173-522-120	1.00	324.65	(0.01)	324.64
0173-522-130	1.00	324.65	(0.01)	324.64
0173-522-140	1.00	324.65	(0.01)	324.64
0173-523-020	1.00	324.65	(0.01)	324.64
0173-523-030	1.00	324.65	(0.01)	324.64
0173-523-040	1.00	324.65	(0.01)	324.64
0173-523-050	1.00	324.65	(0.01)	324.64
0173-523-060	1.00	324.65	(0.01)	324.64
0173-523-070	1.00	324.65	(0.01)	324.64
0173-523-080	1.00	324.65	(0.01)	324.64
0173-523-090	1.00	324.65	(0.01)	324.64
0173-523-100	1.00	324.65	(0.01)	324.64
0173-523-110	1.00	324.65	(0.01)	324.64
0173-523-120	1.00	324.65	(0.01)	324.64
0173-523-130	1.00	324.65	(0.01)	324.64
0173-523-140	1.00	324.65	(0.01)	324.64
0173-523-150	1.00	324.65	(0.01)	324.64
0173-523-160	1.00	324.65	(0.01)	324.64
0173-523-170	1.00	324.65	(0.01)	324.64
0173-523-180	1.00	324.65	(0.01)	324.64
0173-523-190	1.00	324.65	(0.01)	324.64
0173-523-200	1.00	324.65	(0.01)	324.64
0173-523-210	1.00	324.65	(0.01)	324.64
0173-523-220	1.00	324.65	(0.01)	324.64
0173-523-230	1.00	324.65	(0.01)	324.64

Slight variances may occur due to rounding

Copyright © 2013 by NBS

City of Suisun City
Lawler Ranch Maintenance Assessment District
Assessment Roll for Fiscal Year 2024/25

Account Number	EDU	Levy	Rounding Adjustment	Grand Total
0173-523-240	1.00	324.65	(0.01)	324.64
0173-523-280	1.00	324.65	(0.01)	324.64
0173-523-290	1.00	324.65	(0.01)	324.64
0173-524-010	1.00	324.65	(0.01)	324.64
0173-524-020	1.00	324.65	(0.01)	324.64
0173-524-030	1.00	324.65	(0.01)	324.64
0173-524-040	1.00	324.65	(0.01)	324.64
0173-524-050	1.00	324.65	(0.01)	324.64
0173-524-060	1.00	324.65	(0.01)	324.64
0173-524-070	1.00	324.65	(0.01)	324.64
0173-524-080	1.00	324.65	(0.01)	324.64
0173-524-090	1.00	324.65	(0.01)	324.64
0173-524-100	1.00	324.65	(0.01)	324.64
0173-531-010	1.00	324.65	(0.01)	324.64
0173-531-020	1.00	324.65	(0.01)	324.64
0173-531-030	1.00	324.65	(0.01)	324.64
0173-531-040	1.00	324.65	(0.01)	324.64
0173-531-050	1.00	324.65	(0.01)	324.64
0173-531-060	1.00	324.65	(0.01)	324.64
0173-531-070	1.00	324.65	(0.01)	324.64
0173-532-010	1.00	324.65	(0.01)	324.64
0173-532-020	1.00	324.65	(0.01)	324.64
0173-532-030	1.00	324.65	(0.01)	324.64
0173-532-040	1.00	324.65	(0.01)	324.64
0173-532-050	1.00	324.65	(0.01)	324.64
0173-532-060	1.00	324.65	(0.01)	324.64
0173-532-070	1.00	324.65	(0.01)	324.64
0173-532-080	1.00	324.65	(0.01)	324.64
0173-532-090	1.00	324.65	(0.01)	324.64
0173-532-100	1.00	324.65	(0.01)	324.64
0173-532-110	1.00	324.65	(0.01)	324.64
0173-532-120	1.00	324.65	(0.01)	324.64
0173-532-130	1.00	324.65	(0.01)	324.64
0173-532-140	1.00	324.65	(0.01)	324.64
0173-533-010	1.00	324.65	(0.01)	324.64
0173-533-020	1.00	324.65	(0.01)	324.64
0173-533-030	1.00	324.65	(0.01)	324.64
0173-533-040	1.00	324.65	(0.01)	324.64
0173-533-050	1.00	324.65	(0.01)	324.64
0173-533-060	1.00	324.65	(0.01)	324.64
0173-533-070	1.00	324.65	(0.01)	324.64
0173-533-080	1.00	324.65	(0.01)	324.64

Slight variances may occur due to rounding

Copyright © 2013 by NBS

City of Suisun City
Lawler Ranch Maintenance Assessment District
Assessment Roll for Fiscal Year 2024/25

Account Number	EDU	Levy	Rounding Adjustment	Grand Total
0173-533-090	1.00	324.65	(0.01)	324.64
0173-534-010	1.00	324.65	(0.01)	324.64
0173-534-020	1.00	324.65	(0.01)	324.64
0173-534-030	1.00	324.65	(0.01)	324.64
0173-534-040	1.00	324.65	(0.01)	324.64
0173-534-050	1.00	324.65	(0.01)	324.64
0173-534-060	1.00	324.65	(0.01)	324.64
0173-535-010	1.00	324.65	(0.01)	324.64
0173-535-020	1.00	324.65	(0.01)	324.64
0173-535-030	1.00	324.65	(0.01)	324.64
0173-535-040	1.00	324.65	(0.01)	324.64
0173-535-050	1.00	324.65	(0.01)	324.64
0173-535-060	1.00	324.65	(0.01)	324.64
0173-535-070	1.00	324.65	(0.01)	324.64
0173-535-080	1.00	324.65	(0.01)	324.64
0173-535-090	1.00	324.65	(0.01)	324.64
0173-536-020	1.00	324.65	(0.01)	324.64
0173-536-030	1.00	324.65	(0.01)	324.64
0173-536-040	1.00	324.65	(0.01)	324.64
0173-536-050	1.00	324.65	(0.01)	324.64
0173-536-070	1.00	324.65	(0.01)	324.64
0173-542-010	1.00	324.65	(0.01)	324.64
0173-542-020	1.00	324.65	(0.01)	324.64
0173-542-030	1.00	324.65	(0.01)	324.64
0173-542-040	1.00	324.65	(0.01)	324.64
0173-542-050	1.00	324.65	(0.01)	324.64
0173-542-060	1.00	324.65	(0.01)	324.64
0173-542-070	1.00	324.65	(0.01)	324.64
0173-542-080	1.00	324.65	(0.01)	324.64
0173-542-090	1.00	324.65	(0.01)	324.64
0173-542-100	1.00	324.65	(0.01)	324.64
0173-542-110	1.00	324.65	(0.01)	324.64
0173-542-120	1.00	324.65	(0.01)	324.64
0173-542-130	1.00	324.65	(0.01)	324.64
0173-542-140	1.00	324.65	(0.01)	324.64
0173-542-150	1.00	324.65	(0.01)	324.64
0173-542-160	1.00	324.65	(0.01)	324.64
0173-542-170	1.00	324.65	(0.01)	324.64
0173-542-180	1.00	324.65	(0.01)	324.64
0173-542-190	1.00	324.65	(0.01)	324.64
0173-542-200	1.00	324.65	(0.01)	324.64
0173-542-210	1.00	324.65	(0.01)	324.64

Slight variances may occur due to rounding

Copyright © 2013 by NBS

City of Suisun City
Lawler Ranch Maintenance Assessment District
Assessment Roll for Fiscal Year 2024/25

Account Number	EDU	Levy	Rounding Adjustment	Grand Total
0173-542-220	1.00	324.65	(0.01)	324.64
0173-542-230	1.00	324.65	(0.01)	324.64
0173-543-010	1.00	324.65	(0.01)	324.64
0173-543-020	1.00	324.65	(0.01)	324.64
0173-543-030	1.00	324.65	(0.01)	324.64
0173-543-040	1.00	324.65	(0.01)	324.64
0173-543-050	1.00	324.65	(0.01)	324.64
0173-543-060	1.00	324.65	(0.01)	324.64
0173-543-070	1.00	324.65	(0.01)	324.64
0173-551-010	1.00	324.65	(0.01)	324.64
0173-551-020	1.00	324.65	(0.01)	324.64
0173-551-030	1.00	324.65	(0.01)	324.64
0173-551-040	1.00	324.65	(0.01)	324.64
0173-551-050	1.00	324.65	(0.01)	324.64
0173-551-060	1.00	324.65	(0.01)	324.64
0173-551-070	1.00	324.65	(0.01)	324.64
0173-551-080	1.00	324.65	(0.01)	324.64
0173-551-090	1.00	324.65	(0.01)	324.64
0173-551-100	1.00	324.65	(0.01)	324.64
0173-551-110	1.00	324.65	(0.01)	324.64
0173-551-120	1.00	324.65	(0.01)	324.64
0173-551-130	1.00	324.65	(0.01)	324.64
0173-551-140	1.00	324.65	(0.01)	324.64
0173-551-150	1.00	324.65	(0.01)	324.64
0173-551-160	1.00	324.65	(0.01)	324.64
0173-551-170	1.00	324.65	(0.01)	324.64
0173-552-050	1.00	324.65	(0.01)	324.64
0173-552-060	1.00	324.65	(0.01)	324.64
0173-552-070	1.00	324.65	(0.01)	324.64
0173-552-080	1.00	324.65	(0.01)	324.64
0173-552-090	1.00	324.65	(0.01)	324.64
0173-552-100	1.00	324.65	(0.01)	324.64
0173-552-110	1.00	324.65	(0.01)	324.64
0173-552-120	1.00	324.65	(0.01)	324.64
0173-552-130	1.00	324.65	(0.01)	324.64
0173-552-140	1.00	324.65	(0.01)	324.64
0173-552-150	1.00	324.65	(0.01)	324.64
0173-552-160	1.00	324.65	(0.01)	324.64
0173-552-170	1.00	324.65	(0.01)	324.64
0173-552-180	1.00	324.65	(0.01)	324.64
0173-552-260	1.00	324.65	(0.01)	324.64
0173-552-270	1.00	324.65	(0.01)	324.64

Slight variances may occur due to rounding

Copyright © 2013 by NBS

City of Suisun City
Lawler Ranch Maintenance Assessment District
Assessment Roll for Fiscal Year 2024/25

Account Number	EDU	Levy	Rounding Adjustment	Grand Total
0173-552-280	1.00	324.65	(0.01)	324.64
0173-552-290	1.00	324.65	(0.01)	324.64
0173-552-300	1.00	324.65	(0.01)	324.64
0173-552-310	1.00	324.65	(0.01)	324.64
0173-552-320	1.00	324.65	(0.01)	324.64
0173-552-330	1.00	324.65	(0.01)	324.64
0173-552-340	1.00	324.65	(0.01)	324.64
0173-552-350	1.00	324.65	(0.01)	324.64
0173-553-010	1.00	324.65	(0.01)	324.64
0173-553-020	1.00	324.65	(0.01)	324.64
0173-553-030	1.00	324.65	(0.01)	324.64
0173-553-040	1.00	324.65	(0.01)	324.64
0173-553-050	1.00	324.65	(0.01)	324.64
0173-553-060	1.00	324.65	(0.01)	324.64
0173-553-070	1.00	324.65	(0.01)	324.64
0173-553-080	1.00	324.65	(0.01)	324.64
0173-553-090	1.00	324.65	(0.01)	324.64
0173-553-100	1.00	324.65	(0.01)	324.64
0173-553-110	1.00	324.65	(0.01)	324.64
0173-553-120	1.00	324.65	(0.01)	324.64
0173-553-130	1.00	324.65	(0.01)	324.64
0173-553-140	1.00	324.65	(0.01)	324.64
0173-553-150	1.00	324.65	(0.01)	324.64
0173-553-160	1.00	324.65	(0.01)	324.64
0173-571-010	1.00	324.65	(0.01)	324.64
0173-571-020	1.00	324.65	(0.01)	324.64
0173-572-010	1.00	324.65	(0.01)	324.64
0173-572-020	1.00	324.65	(0.01)	324.64
0173-572-030	1.00	324.65	(0.01)	324.64
0173-572-040	1.00	324.65	(0.01)	324.64
0173-572-050	1.00	324.65	(0.01)	324.64
0173-572-060	1.00	324.65	(0.01)	324.64
0173-572-070	1.00	324.65	(0.01)	324.64
0173-572-080	1.00	324.65	(0.01)	324.64
0173-572-090	1.00	324.65	(0.01)	324.64
0173-572-100	1.00	324.65	(0.01)	324.64
0173-573-010	1.00	324.65	(0.01)	324.64
0173-573-020	1.00	324.65	(0.01)	324.64
0173-573-030	1.00	324.65	(0.01)	324.64
0173-573-040	1.00	324.65	(0.01)	324.64
0173-573-050	1.00	324.65	(0.01)	324.64
0173-573-060	1.00	324.65	(0.01)	324.64

Slight variances may occur due to rounding

Copyright © 2013 by NBS

City of Suisun City
Lawler Ranch Maintenance Assessment District
Assessment Roll for Fiscal Year 2024/25

Account Number	EDU	Levy	Rounding Adjustment	Grand Total
0173-573-070	1.00	324.65	(0.01)	324.64
0173-573-080	1.00	324.65	(0.01)	324.64
0173-573-090	1.00	324.65	(0.01)	324.64
0173-573-100	1.00	324.65	(0.01)	324.64
0173-573-110	1.00	324.65	(0.01)	324.64
0173-573-120	1.00	324.65	(0.01)	324.64
0173-573-130	1.00	324.65	(0.01)	324.64
0173-573-140	1.00	324.65	(0.01)	324.64
0173-573-150	1.00	324.65	(0.01)	324.64
0173-573-160	1.00	324.65	(0.01)	324.64
0173-573-170	1.00	324.65	(0.01)	324.64
0173-573-180	1.00	324.65	(0.01)	324.64
0173-573-190	1.00	324.65	(0.01)	324.64
0173-574-010	1.00	324.65	(0.01)	324.64
0173-574-020	1.00	324.65	(0.01)	324.64
0173-574-030	1.00	324.65	(0.01)	324.64
0173-574-040	1.00	324.65	(0.01)	324.64
0173-574-050	1.00	324.65	(0.01)	324.64
0173-574-060	1.00	324.65	(0.01)	324.64
0173-574-070	1.00	324.65	(0.01)	324.64
0173-574-080	1.00	324.65	(0.01)	324.64
0173-574-090	1.00	324.65	(0.01)	324.64
0173-574-100	1.00	324.65	(0.01)	324.64
0173-574-110	1.00	324.65	(0.01)	324.64
0173-574-120	1.00	324.65	(0.01)	324.64
0173-574-130	1.00	324.65	(0.01)	324.64
0173-574-140	1.00	324.65	(0.01)	324.64
0173-581-010	1.00	324.65	(0.01)	324.64
0173-581-020	1.00	324.65	(0.01)	324.64
0173-581-030	1.00	324.65	(0.01)	324.64
0173-581-040	1.00	324.65	(0.01)	324.64
0173-581-050	1.00	324.65	(0.01)	324.64
0173-581-060	1.00	324.65	(0.01)	324.64
0173-581-070	1.00	324.65	(0.01)	324.64
0173-581-080	1.00	324.65	(0.01)	324.64
0173-581-090	1.00	324.65	(0.01)	324.64
0173-581-100	1.00	324.65	(0.01)	324.64
0173-581-110	1.00	324.65	(0.01)	324.64
0173-581-120	1.00	324.65	(0.01)	324.64
0173-581-130	1.00	324.65	(0.01)	324.64
0173-581-140	1.00	324.65	(0.01)	324.64
0173-581-150	1.00	324.65	(0.01)	324.64

Slight variances may occur due to rounding

Copyright © 2013 by NBS

City of Suisun City
Lawler Ranch Maintenance Assessment District
Assessment Roll for Fiscal Year 2024/25

Account Number	EDU	Levy	Rounding Adjustment	Grand Total
0173-581-160	1.00	324.65	(0.01)	324.64
0173-581-170	1.00	324.65	(0.01)	324.64
0173-581-180	1.00	324.65	(0.01)	324.64
0173-581-190	1.00	324.65	(0.01)	324.64
0173-581-200	1.00	324.65	(0.01)	324.64
0173-581-210	1.00	324.65	(0.01)	324.64
0173-581-220	1.00	324.65	(0.01)	324.64
0173-581-230	1.00	324.65	(0.01)	324.64
0173-581-240	1.00	324.65	(0.01)	324.64
0173-581-250	1.00	324.65	(0.01)	324.64
0173-581-260	1.00	324.65	(0.01)	324.64
0173-581-270	1.00	324.65	(0.01)	324.64
0173-581-280	1.00	324.65	(0.01)	324.64
0173-581-290	1.00	324.65	(0.01)	324.64
0173-581-300	1.00	324.65	(0.01)	324.64
0173-581-310	1.00	324.65	(0.01)	324.64
0173-581-320	1.00	324.65	(0.01)	324.64
0173-581-330	1.00	324.65	(0.01)	324.64
0173-581-340	1.00	324.65	(0.01)	324.64
0173-581-350	1.00	324.65	(0.01)	324.64
0173-581-360	1.00	324.65	(0.01)	324.64
0173-581-370	1.00	324.65	(0.01)	324.64
0173-581-380	1.00	324.65	(0.01)	324.64
0173-581-390	1.00	324.65	(0.01)	324.64
0173-581-400	1.00	324.65	(0.01)	324.64
0173-581-410	1.00	324.65	(0.01)	324.64
0173-581-420	1.00	324.65	(0.01)	324.64
0173-581-430	1.00	324.65	(0.01)	324.64
0173-581-440	1.00	324.65	(0.01)	324.64
0173-581-450	1.00	324.65	(0.01)	324.64
0173-581-460	1.00	324.65	(0.01)	324.64
0173-581-470	1.00	324.65	(0.01)	324.64
0173-581-480	1.00	324.65	(0.01)	324.64
0173-581-490	1.00	324.65	(0.01)	324.64
0173-581-500	1.00	324.65	(0.01)	324.64
0173-581-510	1.00	324.65	(0.01)	324.64
0173-581-520	1.00	324.65	(0.01)	324.64
0173-581-530	1.00	324.65	(0.01)	324.64
0173-581-540	1.00	324.65	(0.01)	324.64
0173-581-550	1.00	324.65	(0.01)	324.64
0173-581-560	1.00	324.65	(0.01)	324.64
0173-581-570	1.00	324.65	(0.01)	324.64

Slight variances may occur due to rounding

Copyright © 2013 by NBS

City of Suisun City
Lawler Ranch Maintenance Assessment District
Assessment Roll for Fiscal Year 2024/25

Account Number	EDU	Levy	Rounding Adjustment	Grand Total
0173-581-580	1.00	324.65	(0.01)	324.64
0173-582-010	1.00	324.65	(0.01)	324.64
0173-582-020	1.00	324.65	(0.01)	324.64
0173-582-030	1.00	324.65	(0.01)	324.64
0173-582-040	1.00	324.65	(0.01)	324.64
0173-582-050	1.00	324.65	(0.01)	324.64
0173-582-060	1.00	324.65	(0.01)	324.64
0173-582-070	1.00	324.65	(0.01)	324.64
0173-582-080	1.00	324.65	(0.01)	324.64
0173-591-010	1.00	324.65	(0.01)	324.64
0173-591-020	1.00	324.65	(0.01)	324.64
0173-591-030	1.00	324.65	(0.01)	324.64
0173-591-040	1.00	324.65	(0.01)	324.64
0173-591-050	1.00	324.65	(0.01)	324.64
0173-591-060	1.00	324.65	(0.01)	324.64
0173-591-070	1.00	324.65	(0.01)	324.64
0173-591-080	1.00	324.65	(0.01)	324.64
0173-591-090	1.00	324.65	(0.01)	324.64
0173-591-100	1.00	324.65	(0.01)	324.64
0173-591-110	1.00	324.65	(0.01)	324.64
0173-591-120	1.00	324.65	(0.01)	324.64
0173-591-130	1.00	324.65	(0.01)	324.64
0173-591-140	1.00	324.65	(0.01)	324.64
0173-591-150	1.00	324.65	(0.01)	324.64
0173-591-160	1.00	324.65	(0.01)	324.64
0173-592-010	1.00	324.65	(0.01)	324.64
0173-592-020	1.00	324.65	(0.01)	324.64
0173-592-030	1.00	324.65	(0.01)	324.64
0173-592-040	1.00	324.65	(0.01)	324.64
0173-592-050	1.00	324.65	(0.01)	324.64
0173-592-060	1.00	324.65	(0.01)	324.64
0173-592-070	1.00	324.65	(0.01)	324.64
0173-592-080	1.00	324.65	(0.01)	324.64
0173-592-090	1.00	324.65	(0.01)	324.64
0173-592-100	1.00	324.65	(0.01)	324.64
0173-592-110	1.00	324.65	(0.01)	324.64
0173-592-120	1.00	324.65	(0.01)	324.64
0173-592-130	1.00	324.65	(0.01)	324.64
0173-592-140	1.00	324.65	(0.01)	324.64
0173-593-010	1.00	324.65	(0.01)	324.64
0173-593-020	1.00	324.65	(0.01)	324.64
0173-593-030	1.00	324.65	(0.01)	324.64

Slight variances may occur due to rounding

Copyright © 2013 by NBS

City of Suisun City
Lawler Ranch Maintenance Assessment District
Assessment Roll for Fiscal Year 2024/25

Account Number	EDU	Levy	Rounding Adjustment	Grand Total
0173-593-040	1.00	324.65	(0.01)	324.64
0173-593-050	1.00	324.65	(0.01)	324.64
0173-593-060	1.00	324.65	(0.01)	324.64
0173-593-070	1.00	324.65	(0.01)	324.64
0173-593-080	1.00	324.65	(0.01)	324.64
0173-593-090	1.00	324.65	(0.01)	324.64
0173-593-100	1.00	324.65	(0.01)	324.64
0173-593-110	1.00	324.65	(0.01)	324.64
0173-593-120	1.00	324.65	(0.01)	324.64
0173-593-130	1.00	324.65	(0.01)	324.64
0173-593-140	1.00	324.65	(0.01)	324.64
0173-593-150	1.00	324.65	(0.01)	324.64
0173-593-160	1.00	324.65	(0.01)	324.64
0173-593-170	1.00	324.65	(0.01)	324.64
0173-593-180	1.00	324.65	(0.01)	324.64
0173-593-190	1.00	324.65	(0.01)	324.64
0173-593-200	1.00	324.65	(0.01)	324.64
0173-593-210	1.00	324.65	(0.01)	324.64
0173-593-220	1.00	324.65	(0.01)	324.64
0173-594-010	1.00	324.65	(0.01)	324.64
0173-594-020	1.00	324.65	(0.01)	324.64
0173-594-030	1.00	324.65	(0.01)	324.64
0173-594-040	1.00	324.65	(0.01)	324.64
0173-594-050	1.00	324.65	(0.01)	324.64
0173-594-060	1.00	324.65	(0.01)	324.64
0173-594-070	1.00	324.65	(0.01)	324.64
0173-594-080	1.00	324.65	(0.01)	324.64
0173-594-090	1.00	324.65	(0.01)	324.64
0173-594-100	1.00	324.65	(0.01)	324.64
0173-594-110	1.00	324.65	(0.01)	324.64
0173-594-120	1.00	324.65	(0.01)	324.64
0173-594-130	1.00	324.65	(0.01)	324.64
0173-594-140	1.00	324.65	(0.01)	324.64
0173-594-150	1.00	324.65	(0.01)	324.64
0173-594-160	1.00	324.65	(0.01)	324.64
0173-594-170	1.00	324.65	(0.01)	324.64
0173-594-180	1.00	324.65	(0.01)	324.64
0173-594-190	1.00	324.65	(0.01)	324.64
0173-594-200	1.00	324.65	(0.01)	324.64
0173-594-210	1.00	324.65	(0.01)	324.64
0173-595-010	1.00	324.65	(0.01)	324.64
0173-595-020	1.00	324.65	(0.01)	324.64

Slight variances may occur due to rounding

Copyright © 2013 by NBS

City of Suisun City
Lawler Ranch Maintenance Assessment District
Assessment Roll for Fiscal Year 2024/25

Account Number	EDU	Levy	Rounding Adjustment	Grand Total
0173-595-030	1.00	324.65	(0.01)	324.64
0173-595-040	1.00	324.65	(0.01)	324.64
0173-595-050	1.00	324.65	(0.01)	324.64
0173-595-060	1.00	324.65	(0.01)	324.64
0173-595-070	1.00	324.65	(0.01)	324.64
0173-595-080	1.00	324.65	(0.01)	324.64
0173-595-090	1.00	324.65	(0.01)	324.64
0173-595-100	1.00	324.65	(0.01)	324.64
0173-595-110	1.00	324.65	(0.01)	324.64
0173-601-010	1.00	324.65	(0.01)	324.64
0173-601-020	1.00	324.65	(0.01)	324.64
0173-601-030	1.00	324.65	(0.01)	324.64
0173-601-040	1.00	324.65	(0.01)	324.64
0173-601-050	1.00	324.65	(0.01)	324.64
0173-601-060	1.00	324.65	(0.01)	324.64
0173-601-070	1.00	324.65	(0.01)	324.64
0173-601-080	1.00	324.65	(0.01)	324.64
0173-601-090	1.00	324.65	(0.01)	324.64
0173-601-100	1.00	324.65	(0.01)	324.64
0173-601-110	1.00	324.65	(0.01)	324.64
0173-601-120	1.00	324.65	(0.01)	324.64
0173-602-010	1.00	324.65	(0.01)	324.64
0173-602-020	1.00	324.65	(0.01)	324.64
0173-602-030	1.00	324.65	(0.01)	324.64
0173-602-040	1.00	324.65	(0.01)	324.64
0173-602-050	1.00	324.65	(0.01)	324.64
0173-602-060	1.00	324.65	(0.01)	324.64
0173-602-070	1.00	324.65	(0.01)	324.64
0173-602-080	1.00	324.65	(0.01)	324.64
0173-602-090	1.00	324.65	(0.01)	324.64
0173-602-100	1.00	324.65	(0.01)	324.64
0173-602-110	1.00	324.65	(0.01)	324.64
0173-602-120	1.00	324.65	(0.01)	324.64
0173-602-130	1.00	324.65	(0.01)	324.64
0173-602-140	1.00	324.65	(0.01)	324.64
0173-602-150	1.00	324.65	(0.01)	324.64
0173-602-160	1.00	324.65	(0.01)	324.64
0173-602-170	1.00	324.65	(0.01)	324.64
0173-602-180	1.00	324.65	(0.01)	324.64
0173-602-190	1.00	324.65	(0.01)	324.64
0173-602-200	1.00	324.65	(0.01)	324.64
0173-602-210	1.00	324.65	(0.01)	324.64

Slight variances may occur due to rounding

Copyright © 2013 by NBS

City of Suisun City
Lawler Ranch Maintenance Assessment District
Assessment Roll for Fiscal Year 2024/25

Account Number	EDU	Levy	Rounding Adjustment	Grand Total
0173-602-220	1.00	324.65	(0.01)	324.64
0173-602-230	1.00	324.65	(0.01)	324.64
0173-602-240	1.00	324.65	(0.01)	324.64
0173-602-250	1.00	324.65	(0.01)	324.64
0173-602-260	1.00	324.65	(0.01)	324.64
0173-602-270	1.00	324.65	(0.01)	324.64
0173-603-010	1.00	324.65	(0.01)	324.64
0173-603-020	1.00	324.65	(0.01)	324.64
0173-603-030	1.00	324.65	(0.01)	324.64
0173-603-040	1.00	324.65	(0.01)	324.64
0173-603-050	1.00	324.65	(0.01)	324.64
0173-603-060	1.00	324.65	(0.01)	324.64
0173-603-070	1.00	324.65	(0.01)	324.64
0173-603-080	1.00	324.65	(0.01)	324.64
0173-603-090	1.00	324.65	(0.01)	324.64
0173-603-100	1.00	324.65	(0.01)	324.64
0173-603-110	1.00	324.65	(0.01)	324.64
0173-603-120	1.00	324.65	(0.01)	324.64
0173-603-130	1.00	324.65	(0.01)	324.64
0173-603-140	1.00	324.65	(0.01)	324.64
0173-603-150	1.00	324.65	(0.01)	324.64
0173-603-160	1.00	324.65	(0.01)	324.64
0173-603-170	1.00	324.65	(0.01)	324.64
0173-603-180	1.00	324.65	(0.01)	324.64
0173-603-190	1.00	324.65	(0.01)	324.64
0173-603-200	1.00	324.65	(0.01)	324.64
0173-603-210	1.00	324.65	(0.01)	324.64
0173-603-220	1.00	324.65	(0.01)	324.64
0173-603-230	1.00	324.65	(0.01)	324.64
0173-603-240	1.00	324.65	(0.01)	324.64
0173-603-250	1.00	324.65	(0.01)	324.64
0173-603-260	1.00	324.65	(0.01)	324.64
0173-603-270	1.00	324.65	(0.01)	324.64
0173-603-280	1.00	324.65	(0.01)	324.64
0173-603-290	1.00	324.65	(0.01)	324.64
0173-603-300	1.00	324.65	(0.01)	324.64
0173-604-010	1.00	324.65	(0.01)	324.64
0173-604-020	1.00	324.65	(0.01)	324.64
0173-604-030	1.00	324.65	(0.01)	324.64
0173-604-040	1.00	324.65	(0.01)	324.64
0173-604-050	1.00	324.65	(0.01)	324.64
0173-604-060	1.00	324.65	(0.01)	324.64

Slight variances may occur due to rounding

Copyright © 2013 by NBS

City of Suisun City
Lawler Ranch Maintenance Assessment District
Assessment Roll for Fiscal Year 2024/25

Account Number	EDU	Levy	Rounding Adjustment	Grand Total
0173-604-070	1.00	324.65	(0.01)	324.64
0173-604-080	1.00	324.65	(0.01)	324.64
0173-604-090	1.00	324.65	(0.01)	324.64
0173-604-100	1.00	324.65	(0.01)	324.64
0173-604-110	1.00	324.65	(0.01)	324.64
0173-604-120	1.00	324.65	(0.01)	324.64
0173-604-130	1.00	324.65	(0.01)	324.64
0173-604-140	1.00	324.65	(0.01)	324.64
0173-604-150	1.00	324.65	(0.01)	324.64
0173-604-160	1.00	324.65	(0.01)	324.64
0173-604-170	1.00	324.65	(0.01)	324.64
0173-604-180	1.00	324.65	(0.01)	324.64
0173-604-190	1.00	324.65	(0.01)	324.64
0173-604-200	1.00	324.65	(0.01)	324.64
0173-604-210	1.00	324.65	(0.01)	324.64
0173-604-220	1.00	324.65	(0.01)	324.64
0173-604-230	1.00	324.65	(0.01)	324.64
0173-604-240	1.00	324.65	(0.01)	324.64
0173-605-010	1.00	324.65	(0.01)	324.64
0173-605-020	1.00	324.65	(0.01)	324.64
0173-605-030	1.00	324.65	(0.01)	324.64
0173-605-040	1.00	324.65	(0.01)	324.64
0173-605-050	1.00	324.65	(0.01)	324.64
0173-605-060	1.00	324.65	(0.01)	324.64
0173-605-070	1.00	324.65	(0.01)	324.64
0173-605-080	1.00	324.65	(0.01)	324.64
0173-605-090	1.00	324.65	(0.01)	324.64
0173-605-100	1.00	324.65	(0.01)	324.64
0173-605-110	1.00	324.65	(0.01)	324.64
0173-605-120	1.00	324.65	(0.01)	324.64
0173-605-130	1.00	324.65	(0.01)	324.64
0173-605-140	1.00	324.65	(0.01)	324.64
0173-605-150	1.00	324.65	(0.01)	324.64
0173-605-160	1.00	324.65	(0.01)	324.64
0173-605-170	1.00	324.65	(0.01)	324.64
0173-605-180	1.00	324.65	(0.01)	324.64
0173-605-190	1.00	324.65	(0.01)	324.64
0173-611-010	1.00	324.65	(0.01)	324.64
0173-611-020	1.00	324.65	(0.01)	324.64
0173-611-030	1.00	324.65	(0.01)	324.64
0173-611-040	1.00	324.65	(0.01)	324.64
0173-611-050	1.00	324.65	(0.01)	324.64

Slight variances may occur due to rounding

Copyright © 2013 by NBS

City of Suisun City
Lawler Ranch Maintenance Assessment District
Assessment Roll for Fiscal Year 2024/25

Account Number	EDU	Levy	Rounding Adjustment	Grand Total
0173-612-020	1.00	324.65	(0.01)	324.64
0173-612-030	1.00	324.65	(0.01)	324.64
0173-612-040	1.00	324.65	(0.01)	324.64
0173-612-050	1.00	324.65	(0.01)	324.64
0173-612-060	1.00	324.65	(0.01)	324.64
0173-612-070	1.00	324.65	(0.01)	324.64
0173-612-080	1.00	324.65	(0.01)	324.64
0173-612-160	1.00	324.65	(0.01)	324.64
0173-612-170	1.00	324.65	(0.01)	324.64
0173-612-180	1.00	324.65	(0.01)	324.64
0173-612-190	1.00	324.65	(0.01)	324.64
0173-612-200	1.00	324.65	(0.01)	324.64
0173-612-210	1.00	324.65	(0.01)	324.64
0173-612-220	1.00	324.65	(0.01)	324.64
0173-612-230	1.00	324.65	(0.01)	324.64
0173-612-240	1.00	324.65	(0.01)	324.64
0173-612-250	1.00	324.65	(0.01)	324.64
0173-612-260	1.00	324.65	(0.01)	324.64
0173-612-270	1.00	324.65	(0.01)	324.64
0173-612-280	1.00	324.65	(0.01)	324.64
0173-612-310	1.00	324.65	(0.01)	324.64
0173-612-320	1.00	324.65	(0.01)	324.64
0173-612-330	1.00	324.65	(0.01)	324.64
0173-612-340	1.00	324.65	(0.01)	324.64
0173-612-350	1.00	324.65	(0.01)	324.64
0173-612-360	1.00	324.65	(0.01)	324.64
0173-612-370	1.00	324.65	(0.01)	324.64
0173-612-380	1.00	324.65	(0.01)	324.64
0173-612-390	1.00	324.65	(0.01)	324.64
0173-612-400	1.00	324.65	(0.01)	324.64
0173-612-410	1.00	324.65	(0.01)	324.64
0173-612-430	1.00	324.65	(0.01)	324.64
0173-612-440	1.00	324.65	(0.01)	324.64
0173-612-450	1.00	324.65	(0.01)	324.64
0173-612-460	1.00	324.65	(0.01)	324.64
0173-612-470	1.00	324.65	(0.01)	324.64
0173-612-480	1.00	324.65	(0.01)	324.64
0173-612-490	1.00	324.65	(0.01)	324.64
0173-613-080	1.00	324.65	(0.01)	324.64
0173-613-090	1.00	324.65	(0.01)	324.64
0173-613-100	1.00	324.65	(0.01)	324.64
0173-613-110	1.00	324.65	(0.01)	324.64

Slight variances may occur due to rounding

Copyright © 2013 by NBS

City of Suisun City
Lawler Ranch Maintenance Assessment District
Assessment Roll for Fiscal Year 2024/25

Account Number	EDU	Levy	Rounding Adjustment	Grand Total
0173-613-120	1.00	324.65	(0.01)	324.64
0173-613-130	1.00	324.65	(0.01)	324.64
0173-613-140	1.00	324.65	(0.01)	324.64
0173-613-150	1.00	324.65	(0.01)	324.64
0173-613-160	1.00	324.65	(0.01)	324.64
0173-613-170	1.00	324.65	(0.01)	324.64
0173-613-180	1.00	324.65	(0.01)	324.64
0173-621-010	1.00	324.65	(0.01)	324.64
0173-621-020	1.00	324.65	(0.01)	324.64
0173-621-030	1.00	324.65	(0.01)	324.64
0173-621-040	1.00	324.65	(0.01)	324.64
0173-621-050	1.00	324.65	(0.01)	324.64
0173-621-060	1.00	324.65	(0.01)	324.64
0173-621-070	1.00	324.65	(0.01)	324.64
0173-621-080	1.00	324.65	(0.01)	324.64
0173-621-090	1.00	324.65	(0.01)	324.64
0173-621-100	1.00	324.65	(0.01)	324.64
0173-621-110	1.00	324.65	(0.01)	324.64
0173-621-120	1.00	324.65	(0.01)	324.64
0173-621-130	1.00	324.65	(0.01)	324.64
0173-621-140	1.00	324.65	(0.01)	324.64
0173-621-170	1.00	324.65	(0.01)	324.64
0173-621-180	1.00	324.65	(0.01)	324.64
0173-621-190	1.00	324.65	(0.01)	324.64
0173-621-200	1.00	324.65	(0.01)	324.64
0173-621-210	1.00	324.65	(0.01)	324.64
0173-621-220	1.00	324.65	(0.01)	324.64
0173-621-230	1.00	324.65	(0.01)	324.64
0173-621-240	1.00	324.65	(0.01)	324.64
0173-621-250	1.00	324.65	(0.01)	324.64
0173-621-260	1.00	324.65	(0.01)	324.64
0173-621-270	1.00	324.65	(0.01)	324.64
0173-621-280	1.00	324.65	(0.01)	324.64
0173-621-290	1.00	324.65	(0.01)	324.64
0173-621-300	1.00	324.65	(0.01)	324.64
0173-621-310	1.00	324.65	(0.01)	324.64
0173-621-320	1.00	324.65	(0.01)	324.64
0173-621-330	1.00	324.65	(0.01)	324.64
0173-621-340	1.00	324.65	(0.01)	324.64
0173-621-350	1.00	324.65	(0.01)	324.64
0173-621-360	1.00	324.65	(0.01)	324.64
0173-621-370	1.00	324.65	(0.01)	324.64

Slight variances may occur due to rounding

Copyright © 2013 by NBS

City of Suisun City
Lawler Ranch Maintenance Assessment District
Assessment Roll for Fiscal Year 2024/25

Account Number	EDU	Levy	Rounding Adjustment	Grand Total
0173-621-380	1.00	324.65	(0.01)	324.64
0173-621-390	1.00	324.65	(0.01)	324.64
0173-621-400	1.00	324.65	(0.01)	324.64
0173-621-410	1.00	324.65	(0.01)	324.64
0173-621-420	1.00	324.65	(0.01)	324.64
0173-621-430	1.00	324.65	(0.01)	324.64
0173-621-440	1.00	324.65	(0.01)	324.64
0173-621-450	1.00	324.65	(0.01)	324.64
0173-621-460	1.00	324.65	(0.01)	324.64
0173-621-470	1.00	324.65	(0.01)	324.64
0173-621-480	1.00	324.65	(0.01)	324.64
0173-621-490	1.00	324.65	(0.01)	324.64
0173-621-500	1.00	324.65	(0.01)	324.64
0173-621-510	1.00	324.65	(0.01)	324.64
0173-621-520	1.00	324.65	(0.01)	324.64
0173-621-530	1.00	324.65	(0.01)	324.64
0173-621-540	1.00	324.65	(0.01)	324.64
0173-621-550	1.00	324.65	(0.01)	324.64
0173-621-560	1.00	324.65	(0.01)	324.64
0173-670-020	5.20	1,688.18	0.00	1,688.18
0173-670-040	6.00	1,947.90	0.00	1,947.90
0173-670-210	2.55	827.85	(0.01)	827.84
0173-670-220	2.10	681.76	0.00	681.76
0173-670-230	4.00	1,298.60	0.00	1,298.60
0173-670-240	1.85	600.60	0.00	600.60
0173-670-250	2.50	811.62	0.00	811.62
0173-670-260	12.65	4,106.82	0.00	4,106.82
0173-670-270	4.25	1,379.76	0.00	1,379.76
0173-670-280	4.05	1,314.83	(0.01)	1,314.82
0173-670-320	4.10	1,331.06	0.00	1,331.06
0173-670-350	3.40	1,103.81	(0.01)	1,103.80
0173-670-360	3.60	1,168.74	0.00	1,168.74
0173-670-370	3.30	1,071.34	0.00	1,071.34
0173-670-380	2.20	714.23	(0.01)	714.22
0173-670-390	4.90	1,590.78	0.00	1,590.78
0173-670-400	9.10	2,954.31	(0.01)	2,954.30
0173-681-010	1.00	324.65	(0.01)	324.64
0173-681-020	1.00	324.65	(0.01)	324.64
0173-681-030	1.00	324.65	(0.01)	324.64
0173-681-040	1.00	324.65	(0.01)	324.64
0173-681-050	1.00	324.65	(0.01)	324.64
0173-681-060	1.00	324.65	(0.01)	324.64

Slight variances may occur due to rounding

Copyright © 2013 by NBS

City of Suisun City
Lawler Ranch Maintenance Assessment District
Assessment Roll for Fiscal Year 2024/25

Account Number	EDU	Levy	Rounding Adjustment	Grand Total
0173-681-070	1.00	324.65	(0.01)	324.64
0173-681-080	1.00	324.65	(0.01)	324.64
0173-681-090	1.00	324.65	(0.01)	324.64
0173-681-100	1.00	324.65	(0.01)	324.64
0173-681-110	1.00	324.65	(0.01)	324.64
0173-681-120	1.00	324.65	(0.01)	324.64
0173-681-130	1.00	324.65	(0.01)	324.64
0173-681-140	1.00	324.65	(0.01)	324.64
0173-681-150	1.00	324.65	(0.01)	324.64
0173-681-160	1.00	324.65	(0.01)	324.64
0173-682-010	1.00	324.65	(0.01)	324.64
0173-682-020	1.00	324.65	(0.01)	324.64
0173-682-030	1.00	324.65	(0.01)	324.64
0173-682-080	1.00	324.65	(0.01)	324.64
0173-682-090	1.00	324.65	(0.01)	324.64
0173-682-100	1.00	324.65	(0.01)	324.64
0173-682-110	1.00	324.65	(0.01)	324.64
0173-682-120	1.00	324.65	(0.01)	324.64
0173-682-130	1.00	324.65	(0.01)	324.64
0173-682-140	1.00	324.65	(0.01)	324.64
0173-682-150	1.00	324.65	(0.01)	324.64
0173-682-160	1.00	324.65	(0.01)	324.64
0173-682-170	1.00	324.65	(0.01)	324.64
0173-682-180	1.00	324.65	(0.01)	324.64
0173-682-190	1.00	324.65	(0.01)	324.64
0173-682-200	1.00	324.65	(0.01)	324.64
0173-682-210	1.00	324.65	(0.01)	324.64
0173-683-020	1.00	324.65	(0.01)	324.64
0173-683-030	1.00	324.65	(0.01)	324.64
0173-683-040	1.00	324.65	(0.01)	324.64
0173-683-050	1.00	324.65	(0.01)	324.64
0173-683-060	1.00	324.65	(0.01)	324.64
0173-683-070	1.00	324.65	(0.01)	324.64
0173-683-080	1.00	324.65	(0.01)	324.64
0173-683-090	1.00	324.65	(0.01)	324.64
0173-683-100	1.00	324.65	(0.01)	324.64
0173-683-110	1.00	324.65	(0.01)	324.64
0173-683-120	1.00	324.65	(0.01)	324.64
0173-683-170	1.00	324.65	(0.01)	324.64
0173-683-180	1.00	324.65	(0.01)	324.64
0173-683-190	1.00	324.65	(0.01)	324.64
0173-683-200	1.00	324.65	(0.01)	324.64

Slight variances may occur due to rounding

Copyright © 2013 by NBS

City of Suisun City
Lawler Ranch Maintenance Assessment District
Assessment Roll for Fiscal Year 2024/25

Account Number	EDU	Levy	Rounding Adjustment	Grand Total
0173-683-210	1.00	324.65	(0.01)	324.64
0173-683-220	1.00	324.65	(0.01)	324.64
0173-683-230	1.00	324.65	(0.01)	324.64
0173-683-240	1.00	324.65	(0.01)	324.64
0173-683-250	1.00	324.65	(0.01)	324.64
0173-684-020	1.00	324.65	(0.01)	324.64
0173-684-030	1.00	324.65	(0.01)	324.64
0173-684-040	1.00	324.65	(0.01)	324.64
0173-684-050	1.00	324.65	(0.01)	324.64
0173-684-060	1.00	324.65	(0.01)	324.64
0173-684-070	1.00	324.65	(0.01)	324.64
0173-684-090	1.00	324.65	(0.01)	324.64
0173-691-010	1.00	324.65	(0.01)	324.64
0173-691-020	1.00	324.65	(0.01)	324.64
0173-691-030	1.00	324.65	(0.01)	324.64
0173-691-040	1.00	324.65	(0.01)	324.64
0173-691-050	1.00	324.65	(0.01)	324.64
0173-691-060	1.00	324.65	(0.01)	324.64
0173-691-070	1.00	324.65	(0.01)	324.64
0173-691-080	1.00	324.65	(0.01)	324.64
0173-691-090	1.00	324.65	(0.01)	324.64
0173-691-100	1.00	324.65	(0.01)	324.64
0173-691-110	1.00	324.65	(0.01)	324.64
0173-691-120	1.00	324.65	(0.01)	324.64
0173-691-130	1.00	324.65	(0.01)	324.64
0173-691-140	1.00	324.65	(0.01)	324.64
0173-691-150	1.00	324.65	(0.01)	324.64
0173-691-160	1.00	324.65	(0.01)	324.64
0173-691-170	1.00	324.65	(0.01)	324.64
0173-691-180	1.00	324.65	(0.01)	324.64
0173-691-190	1.00	324.65	(0.01)	324.64
0173-691-200	1.00	324.65	(0.01)	324.64
0173-691-210	1.00	324.65	(0.01)	324.64
0173-691-220	1.00	324.65	(0.01)	324.64
0173-691-230	1.00	324.65	(0.01)	324.64
0173-701-010	1.00	324.65	(0.01)	324.64
0173-701-020	1.00	324.65	(0.01)	324.64
0173-701-030	1.00	324.65	(0.01)	324.64
0173-701-040	1.00	324.65	(0.01)	324.64
0173-701-050	1.00	324.65	(0.01)	324.64
0173-701-060	1.00	324.65	(0.01)	324.64
0173-701-070	1.00	324.65	(0.01)	324.64

Slight variances may occur due to rounding

Copyright © 2013 by NBS

City of Suisun City
Lawler Ranch Maintenance Assessment District
Assessment Roll for Fiscal Year 2024/25

Account Number	EDU	Levy	Rounding Adjustment	Grand Total
0173-701-080	1.00	324.65	(0.01)	324.64
0173-701-090	1.00	324.65	(0.01)	324.64
0173-701-100	1.00	324.65	(0.01)	324.64
0173-701-110	1.00	324.65	(0.01)	324.64
0173-701-120	1.00	324.65	(0.01)	324.64
0173-701-130	1.00	324.65	(0.01)	324.64
0173-701-140	1.00	324.65	(0.01)	324.64
0173-701-150	1.00	324.65	(0.01)	324.64
0173-701-160	1.00	324.65	(0.01)	324.64
0173-701-170	1.00	324.65	(0.01)	324.64
0173-701-180	1.00	324.65	(0.01)	324.64
0173-701-190	1.00	324.65	(0.01)	324.64
0173-701-200	1.00	324.65	(0.01)	324.64
0173-701-210	1.00	324.65	(0.01)	324.64
0173-701-220	1.00	324.65	(0.01)	324.64
0173-701-230	1.00	324.65	(0.01)	324.64
0173-701-240	1.00	324.65	(0.01)	324.64
0173-701-250	1.00	324.65	(0.01)	324.64
0173-701-260	1.00	324.65	(0.01)	324.64
0173-701-270	1.00	324.65	(0.01)	324.64
0173-701-280	1.00	324.65	(0.01)	324.64
0173-701-290	1.00	324.65	(0.01)	324.64
0173-701-300	1.00	324.65	(0.01)	324.64
0173-701-310	1.00	324.65	(0.01)	324.64
0173-702-010	1.00	324.65	(0.01)	324.64
0173-702-020	1.00	324.65	(0.01)	324.64
0173-702-030	1.00	324.65	(0.01)	324.64
0173-702-040	1.00	324.65	(0.01)	324.64
0173-702-050	1.00	324.65	(0.01)	324.64
0173-702-060	1.00	324.65	(0.01)	324.64
0173-702-070	1.00	324.65	(0.01)	324.64
0173-702-080	1.00	324.65	(0.01)	324.64
0173-702-090	1.00	324.65	(0.01)	324.64
0173-702-100	1.00	324.65	(0.01)	324.64
0173-703-010	1.00	324.65	(0.01)	324.64
0173-703-020	1.00	324.65	(0.01)	324.64
0173-703-030	1.00	324.65	(0.01)	324.64
0173-703-040	1.00	324.65	(0.01)	324.64
0173-703-050	1.00	324.65	(0.01)	324.64
0173-703-060	1.00	324.65	(0.01)	324.64
0173-703-070	1.00	324.65	(0.01)	324.64
0173-703-080	1.00	324.65	(0.01)	324.64

Slight variances may occur due to rounding

Copyright © 2013 by NBS

City of Suisun City
Lawler Ranch Maintenance Assessment District
Assessment Roll for Fiscal Year 2024/25

Account Number	EDU	Levy	Rounding Adjustment	Grand Total
0173-703-090	1.00	324.65	(0.01)	324.64
0173-703-100	1.00	324.65	(0.01)	324.64
0173-703-110	1.00	324.65	(0.01)	324.64
0173-703-120	1.00	324.65	(0.01)	324.64
0173-703-130	1.00	324.65	(0.01)	324.64
0173-703-140	1.00	324.65	(0.01)	324.64
0173-703-150	1.00	324.65	(0.01)	324.64
0173-711-010	1.00	324.65	(0.01)	324.64
0173-711-020	1.00	324.65	(0.01)	324.64
0173-711-030	1.00	324.65	(0.01)	324.64
0173-711-040	1.00	324.65	(0.01)	324.64
0173-711-050	1.00	324.65	(0.01)	324.64
0173-711-060	1.00	324.65	(0.01)	324.64
0173-711-070	1.00	324.65	(0.01)	324.64
0173-711-080	1.00	324.65	(0.01)	324.64
0173-711-090	1.00	324.65	(0.01)	324.64
0173-712-010	1.00	324.65	(0.01)	324.64
0173-712-020	1.00	324.65	(0.01)	324.64
0173-712-030	1.00	324.65	(0.01)	324.64
0173-712-040	1.00	324.65	(0.01)	324.64
0173-712-050	1.00	324.65	(0.01)	324.64
0173-712-060	1.00	324.65	(0.01)	324.64
0173-712-070	1.00	324.65	(0.01)	324.64
0173-712-080	1.00	324.65	(0.01)	324.64
0173-712-090	1.00	324.65	(0.01)	324.64
0173-712-100	1.00	324.65	(0.01)	324.64
0173-712-110	1.00	324.65	(0.01)	324.64
0173-712-120	1.00	324.65	(0.01)	324.64
0173-712-130	1.00	324.65	(0.01)	324.64
0173-712-140	1.00	324.65	(0.01)	324.64
0173-712-150	1.00	324.65	(0.01)	324.64
0173-712-160	1.00	324.65	(0.01)	324.64
0173-712-170	1.00	324.65	(0.01)	324.64
0173-712-180	1.00	324.65	(0.01)	324.64
0173-712-190	1.00	324.65	(0.01)	324.64
0173-712-200	1.00	324.65	(0.01)	324.64
0173-712-210	1.00	324.65	(0.01)	324.64
0173-712-220	1.00	324.65	(0.01)	324.64
0173-712-230	1.00	324.65	(0.01)	324.64
0173-712-240	1.00	324.65	(0.01)	324.64
0173-712-250	1.00	324.65	(0.01)	324.64
0173-712-260	1.00	324.65	(0.01)	324.64

Slight variances may occur due to rounding

Copyright © 2013 by NBS

City of Suisun City
Lawler Ranch Maintenance Assessment District
Assessment Roll for Fiscal Year 2024/25

Account Number	EDU	Levy	Rounding Adjustment	Grand Total
0173-712-270	1.00	324.65	(0.01)	324.64
0173-713-010	1.00	324.65	(0.01)	324.64
0173-713-020	1.00	324.65	(0.01)	324.64
0173-713-030	1.00	324.65	(0.01)	324.64
0173-713-040	1.00	324.65	(0.01)	324.64
0173-713-050	1.00	324.65	(0.01)	324.64
0173-713-060	1.00	324.65	(0.01)	324.64
0173-713-070	1.00	324.65	(0.01)	324.64
0173-713-080	1.00	324.65	(0.01)	324.64
0173-713-090	1.00	324.65	(0.01)	324.64
0173-713-100	1.00	324.65	(0.01)	324.64
0173-713-110	1.00	324.65	(0.01)	324.64
0173-713-120	1.00	324.65	(0.01)	324.64
0173-713-130	1.00	324.65	(0.01)	324.64
0173-713-140	1.00	324.65	(0.01)	324.64
0173-713-150	1.00	324.65	(0.01)	324.64
0173-713-160	1.00	324.65	(0.01)	324.64
0173-721-010	1.00	324.65	(0.01)	324.64
0173-721-020	1.00	324.65	(0.01)	324.64
0173-721-030	1.00	324.65	(0.01)	324.64
0173-721-040	1.00	324.65	(0.01)	324.64
0173-721-050	1.00	324.65	(0.01)	324.64
0173-721-060	1.00	324.65	(0.01)	324.64
0173-721-070	1.00	324.65	(0.01)	324.64
0173-721-080	1.00	324.65	(0.01)	324.64
0173-721-090	1.00	324.65	(0.01)	324.64
0173-721-100	1.00	324.65	(0.01)	324.64
0173-721-110	1.00	324.65	(0.01)	324.64
0173-721-120	1.00	324.65	(0.01)	324.64
0173-721-130	1.00	324.65	(0.01)	324.64
0173-721-140	1.00	324.65	(0.01)	324.64
0173-721-150	1.00	324.65	(0.01)	324.64
0173-721-160	1.00	324.65	(0.01)	324.64
0173-721-170	1.00	324.65	(0.01)	324.64
0173-721-180	1.00	324.65	(0.01)	324.64
0173-721-190	1.00	324.65	(0.01)	324.64
0173-721-200	1.00	324.65	(0.01)	324.64
0173-721-210	1.00	324.65	(0.01)	324.64
0173-721-220	1.00	324.65	(0.01)	324.64
0173-721-230	1.00	324.65	(0.01)	324.64
0173-721-240	1.00	324.65	(0.01)	324.64
0173-722-050	1.00	324.65	(0.01)	324.64

Slight variances may occur due to rounding

Copyright © 2013 by NBS

City of Suisun City
Lawler Ranch Maintenance Assessment District
Assessment Roll for Fiscal Year 2024/25

Account Number	EDU	Levy	Rounding Adjustment	Grand Total
0173-722-060	1.00	324.65	(0.01)	324.64
0173-722-070	1.00	324.65	(0.01)	324.64
0173-722-080	1.00	324.65	(0.01)	324.64
0173-722-090	1.00	324.65	(0.01)	324.64
0173-722-100	1.00	324.65	(0.01)	324.64
0173-722-110	1.00	324.65	(0.01)	324.64
0173-722-120	1.00	324.65	(0.01)	324.64
0173-722-130	1.00	324.65	(0.01)	324.64
0173-722-140	1.00	324.65	(0.01)	324.64
0173-722-150	1.00	324.65	(0.01)	324.64
0173-722-160	1.00	324.65	(0.01)	324.64
0173-722-170	1.00	324.65	(0.01)	324.64
0173-781-010	1.00	324.65	(0.01)	324.64
0173-781-020	1.00	324.65	(0.01)	324.64
0173-781-030	1.00	324.65	(0.01)	324.64
0173-781-040	1.00	324.65	(0.01)	324.64
0173-781-050	1.00	324.65	(0.01)	324.64
0173-781-060	1.00	324.65	(0.01)	324.64
0173-781-070	1.00	324.65	(0.01)	324.64
0173-781-080	1.00	324.65	(0.01)	324.64
0173-781-090	1.00	324.65	(0.01)	324.64
0173-781-100	1.00	324.65	(0.01)	324.64
0173-781-110	1.00	324.65	(0.01)	324.64
0173-781-120	1.00	324.65	(0.01)	324.64
0173-781-130	1.00	324.65	(0.01)	324.64
0173-781-140	1.00	324.65	(0.01)	324.64
0173-781-150	1.00	324.65	(0.01)	324.64
0173-781-160	1.00	324.65	(0.01)	324.64
0173-781-170	1.00	324.65	(0.01)	324.64
0173-781-180	1.00	324.65	(0.01)	324.64
0173-781-190	1.00	324.65	(0.01)	324.64
0173-781-200	1.00	324.65	(0.01)	324.64
0173-781-210	1.00	324.65	(0.01)	324.64
0173-781-220	1.00	324.65	(0.01)	324.64
0173-781-230	1.00	324.65	(0.01)	324.64
0173-781-240	1.00	324.65	(0.01)	324.64
0173-781-250	1.00	324.65	(0.01)	324.64
0173-781-260	1.00	324.65	(0.01)	324.64
0173-781-270	1.00	324.65	(0.01)	324.64
0173-781-280	1.00	324.65	(0.01)	324.64
0173-781-290	1.00	324.65	(0.01)	324.64
0173-781-300	1.00	324.65	(0.01)	324.64

Slight variances may occur due to rounding

Copyright © 2013 by NBS

City of Suisun City
Lawler Ranch Maintenance Assessment District
Assessment Roll for Fiscal Year 2024/25

Account Number	EDU	Levy	Rounding Adjustment	Grand Total
0173-781-310	1.00	324.65	(0.01)	324.64
0173-781-320	1.00	324.65	(0.01)	324.64
0173-781-330	1.00	324.65	(0.01)	324.64
0173-781-340	1.00	324.65	(0.01)	324.64
0173-782-010	1.00	324.65	(0.01)	324.64
0173-782-020	1.00	324.65	(0.01)	324.64
0173-782-030	1.00	324.65	(0.01)	324.64
0173-782-040	1.00	324.65	(0.01)	324.64
0173-782-050	1.00	324.65	(0.01)	324.64
0173-782-060	1.00	324.65	(0.01)	324.64
0173-782-070	1.00	324.65	(0.01)	324.64
0173-782-080	1.00	324.65	(0.01)	324.64
0173-782-090	1.00	324.65	(0.01)	324.64
0173-782-100	1.00	324.65	(0.01)	324.64
0173-782-110	1.00	324.65	(0.01)	324.64
0173-782-120	1.00	324.65	(0.01)	324.64
0173-782-130	1.00	324.65	(0.01)	324.64
0173-782-140	1.00	324.65	(0.01)	324.64
0173-782-150	1.00	324.65	(0.01)	324.64
0173-782-160	1.00	324.65	(0.01)	324.64
0173-782-170	1.00	324.65	(0.01)	324.64
0173-782-180	1.00	324.65	(0.01)	324.64
0173-782-190	1.00	324.65	(0.01)	324.64
0173-782-200	1.00	324.65	(0.01)	324.64
0173-782-210	1.00	324.65	(0.01)	324.64
0173-782-220	1.00	324.65	(0.01)	324.64
0173-782-230	1.00	324.65	(0.01)	324.64
0173-782-240	1.00	324.65	(0.01)	324.64
0173-790-010	1.00	324.65	(0.01)	324.64
0173-790-020	1.00	324.65	(0.01)	324.64
0173-790-030	1.00	324.65	(0.01)	324.64
0173-790-040	1.00	324.65	(0.01)	324.64
0173-790-050	1.00	324.65	(0.01)	324.64
0173-790-060	1.00	324.65	(0.01)	324.64
0173-790-070	1.00	324.65	(0.01)	324.64
0173-790-080	1.00	324.65	(0.01)	324.64
0173-790-090	1.00	324.65	(0.01)	324.64
0173-790-100	1.00	324.65	(0.01)	324.64
0173-790-110	1.00	324.65	(0.01)	324.64
0173-790-120	1.00	324.65	(0.01)	324.64
0173-790-130	1.00	324.65	(0.01)	324.64
0173-790-140	1.00	324.65	(0.01)	324.64

Slight variances may occur due to rounding

Copyright © 2013 by NBS

City of Suisun City
Lawler Ranch Maintenance Assessment District
Assessment Roll for Fiscal Year 2024/25

Account Number	EDU	Levy	Rounding Adjustment	Grand Total
0173-790-150	1.00	324.65	(0.01)	324.64
0173-790-160	1.00	324.65	(0.01)	324.64
0173-790-170	1.00	324.65	(0.01)	324.64
0173-790-180	1.00	324.65	(0.01)	324.64
0173-790-190	1.00	324.65	(0.01)	324.64
0173-790-200	1.00	324.65	(0.01)	324.64
0173-790-210	1.00	324.65	(0.01)	324.64
0173-790-220	1.00	324.65	(0.01)	324.64
0173-790-230	1.00	324.65	(0.01)	324.64
0173-790-240	1.00	324.65	(0.01)	324.64
0173-790-250	1.00	324.65	(0.01)	324.64
0173-790-260	1.00	324.65	(0.01)	324.64
0173-790-270	1.00	324.65	(0.01)	324.64
0173-790-280	1.00	324.65	(0.01)	324.64
0173-790-290	1.00	324.65	(0.01)	324.64
0173-790-300	1.00	324.65	(0.01)	324.64
0173-790-310	1.00	324.65	(0.01)	324.64
0173-790-320	1.00	324.65	(0.01)	324.64
0173-790-330	1.00	324.65	(0.01)	324.64
0173-790-340	1.00	324.65	(0.01)	324.64
0173-790-350	1.00	324.65	(0.01)	324.64
0173-790-360	1.00	324.65	(0.01)	324.64
0173-790-370	1.00	324.65	(0.01)	324.64
0173-790-380	1.00	324.65	(0.01)	324.64
0173-790-390	1.00	324.65	(0.01)	324.64
0173-790-400	1.00	324.65	(0.01)	324.64
0173-790-410	1.00	324.65	(0.01)	324.64
0173-790-420	1.00	324.65	(0.01)	324.64
0173-790-430	1.00	324.65	(0.01)	324.64
0173-790-440	1.00	324.65	(0.01)	324.64
0173-790-450	1.00	324.65	(0.01)	324.64
0173-801-010	1.00	324.65	(0.01)	324.64
0173-801-020	1.00	324.65	(0.01)	324.64
0173-801-030	1.00	324.65	(0.01)	324.64
0173-801-040	1.00	324.65	(0.01)	324.64
0173-801-050	1.00	324.65	(0.01)	324.64
0173-801-060	1.00	324.65	(0.01)	324.64
0173-801-070	1.00	324.65	(0.01)	324.64
0173-801-080	1.00	324.65	(0.01)	324.64
0173-801-090	1.00	324.65	(0.01)	324.64
0173-801-100	1.00	324.65	(0.01)	324.64
0173-801-110	1.00	324.65	(0.01)	324.64

Slight variances may occur due to rounding

Copyright © 2013 by NBS

City of Suisun City
Lawler Ranch Maintenance Assessment District
Assessment Roll for Fiscal Year 2024/25

Account Number	EDU	Levy	Rounding Adjustment	Grand Total
0173-801-120	1.00	324.65	(0.01)	324.64
0173-801-130	1.00	324.65	(0.01)	324.64
0173-801-140	1.00	324.65	(0.01)	324.64
0173-801-150	1.00	324.65	(0.01)	324.64
0173-801-160	1.00	324.65	(0.01)	324.64
0173-801-170	1.00	324.65	(0.01)	324.64
0173-801-180	1.00	324.65	(0.01)	324.64
0173-801-190	1.00	324.65	(0.01)	324.64
0173-801-200	1.00	324.65	(0.01)	324.64
0173-801-210	1.00	324.65	(0.01)	324.64
0173-801-220	1.00	324.65	(0.01)	324.64
0173-802-010	1.00	324.65	(0.01)	324.64
0173-802-020	1.00	324.65	(0.01)	324.64
0173-802-030	1.00	324.65	(0.01)	324.64
0173-802-040	1.00	324.65	(0.01)	324.64
0173-802-050	1.00	324.65	(0.01)	324.64
0173-802-060	1.00	324.65	(0.01)	324.64
0173-802-070	1.00	324.65	(0.01)	324.64
0173-802-080	1.00	324.65	(0.01)	324.64
0173-802-090	1.00	324.65	(0.01)	324.64
0173-802-100	1.00	324.65	(0.01)	324.64
0173-802-110	1.00	324.65	(0.01)	324.64
0173-802-120	1.00	324.65	(0.01)	324.64
0173-803-010	1.00	324.65	(0.01)	324.64
0173-803-020	1.00	324.65	(0.01)	324.64
0173-803-030	1.00	324.65	(0.01)	324.64
0173-803-040	1.00	324.65	(0.01)	324.64
0173-803-050	1.00	324.65	(0.01)	324.64
0173-803-060	1.00	324.65	(0.01)	324.64
0173-803-070	1.00	324.65	(0.01)	324.64
0173-803-080	1.00	324.65	(0.01)	324.64
0173-803-090	1.00	324.65	(0.01)	324.64
0173-803-100	1.00	324.65	(0.01)	324.64
0173-803-110	1.00	324.65	(0.01)	324.64
0173-803-120	1.00	324.65	(0.01)	324.64
0173-803-130	1.00	324.65	(0.01)	324.64
0173-803-140	1.00	324.65	(0.01)	324.64
0173-803-150	1.00	324.65	(0.01)	324.64
0173-803-160	1.00	324.65	(0.01)	324.64
0173-803-170	1.00	324.65	(0.01)	324.64
0173-803-180	1.00	324.65	(0.01)	324.64
0173-803-190	1.00	324.65	(0.01)	324.64

Slight variances may occur due to rounding

Copyright © 2013 by NBS

City of Suisun City
Lawler Ranch Maintenance Assessment District
Assessment Roll for Fiscal Year 2024/25

Account Number	EDU	Levy	Rounding Adjustment	Grand Total
0173-803-200	1.00	324.65	(0.01)	324.64
0173-803-210	1.00	324.65	(0.01)	324.64
0173-803-220	1.00	324.65	(0.01)	324.64
0173-803-230	1.00	324.65	(0.01)	324.64
0173-803-240	1.00	324.65	(0.01)	324.64
0173-804-010	1.00	324.65	(0.01)	324.64
0173-804-020	1.00	324.65	(0.01)	324.64
0173-804-030	1.00	324.65	(0.01)	324.64
0173-804-040	1.00	324.65	(0.01)	324.64
0173-804-050	1.00	324.65	(0.01)	324.64
0173-804-060	1.00	324.65	(0.01)	324.64
0173-804-070	1.00	324.65	(0.01)	324.64
0173-804-080	1.00	324.65	(0.01)	324.64
0173-804-090	1.00	324.65	(0.01)	324.64
0173-804-100	1.00	324.65	(0.01)	324.64
0173-804-110	1.00	324.65	(0.01)	324.64
0173-804-120	1.00	324.65	(0.01)	324.64
0173-804-130	1.00	324.65	(0.01)	324.64
0173-804-140	1.00	324.65	(0.01)	324.64
0173-804-150	1.00	324.65	(0.01)	324.64
0173-804-160	1.00	324.65	(0.01)	324.64
0173-804-170	1.00	324.65	(0.01)	324.64
0173-804-180	1.00	324.65	(0.01)	324.64
0173-804-190	1.00	324.65	(0.01)	324.64
0173-804-200	1.00	324.65	(0.01)	324.64
0173-804-210	1.00	324.65	(0.01)	324.64
0173-805-010	1.00	324.65	(0.01)	324.64
0173-805-020	1.00	324.65	(0.01)	324.64
0173-805-030	1.00	324.65	(0.01)	324.64
0173-805-040	1.00	324.65	(0.01)	324.64
0173-805-050	1.00	324.65	(0.01)	324.64
0173-805-060	1.00	324.65	(0.01)	324.64
0173-805-070	1.00	324.65	(0.01)	324.64
0173-805-080	1.00	324.65	(0.01)	324.64
0173-805-090	1.00	324.65	(0.01)	324.64
0173-805-100	1.00	324.65	(0.01)	324.64
0173-805-110	1.00	324.65	(0.01)	324.64
0173-805-120	1.00	324.65	(0.01)	324.64
0173-805-130	1.00	324.65	(0.01)	324.64
0173-811-010	1.00	324.65	(0.01)	324.64
0173-811-020	1.00	324.65	(0.01)	324.64
0173-811-030	1.50	486.97	(0.01)	486.96

Slight variances may occur due to rounding

Copyright © 2013 by NBS

City of Suisun City
Lawler Ranch Maintenance Assessment District
Assessment Roll for Fiscal Year 2024/25

Account Number	EDU	Levy	Rounding Adjustment	Grand Total
0173-811-040	1.00	324.65	(0.01)	324.64
0173-811-050	1.00	324.65	(0.01)	324.64
0173-811-060	1.00	324.65	(0.01)	324.64
0173-811-070	1.00	324.65	(0.01)	324.64
0173-811-080	1.00	324.65	(0.01)	324.64
0173-811-090	1.00	324.65	(0.01)	324.64
0173-811-100	1.00	324.65	(0.01)	324.64
0173-811-110	1.00	324.65	(0.01)	324.64
0173-811-120	1.00	324.65	(0.01)	324.64
0173-812-010	1.00	324.65	(0.01)	324.64
0173-812-020	1.00	324.65	(0.01)	324.64
0173-812-030	1.00	324.65	(0.01)	324.64
0173-812-040	1.00	324.65	(0.01)	324.64
0173-812-050	1.00	324.65	(0.01)	324.64
0173-812-060	1.00	324.65	(0.01)	324.64
0173-812-070	1.00	324.65	(0.01)	324.64
0173-812-080	1.00	324.65	(0.01)	324.64
0173-812-090	1.00	324.65	(0.01)	324.64
0173-812-100	1.00	324.65	(0.01)	324.64
0173-812-110	1.00	324.65	(0.01)	324.64
0173-812-120	1.00	324.65	(0.01)	324.64
0173-812-130	1.00	324.65	(0.01)	324.64
0173-812-140	1.00	324.65	(0.01)	324.64
0173-812-150	1.00	324.65	(0.01)	324.64
0173-812-160	1.00	324.65	(0.01)	324.64
0173-812-170	1.00	324.65	(0.01)	324.64
0173-812-180	1.00	324.65	(0.01)	324.64
1,245 Accounts	**1,304.25**	**$423,424.71**	**($12.33)**	**$423,412.38**

Slight variances may occur due to rounding

Copyright © 2013 by NBS

City of Suisun City
Marina Village Channel Improvement District
Assessment Roll for Fiscal Year 2024/25

Account Number	Units	Levy	Rounding Adjustment	Grand Total
0032-303-010	1	$1,199.92	$0.00	$1,199.92
0032-303-030	0.9398	1,127.68	0.00	1,127.68
0032-303-040	0.9398	1,127.68	0.00	1,127.68
0032-303-050	0.9398	1,127.68	0.00	1,127.68
0032-303-060	0.9398	1,127.68	0.00	1,127.68
0032-303-070	0.9398	1,127.68	0.00	1,127.68
0032-303-080	1	1,199.92	0.00	1,199.92
0032-303-090	1	1,199.92	0.00	1,199.92
0032-303-100	1	1,199.92	0.00	1,199.92
0032-303-110	0.9398	1,127.68	0.00	1,127.68
0032-303-120	0.9398	1,127.68	0.00	1,127.68
0032-303-130	0.9398	1,127.68	0.00	1,127.68
0032-303-140	0.9398	1,127.68	0.00	1,127.68
0032-303-150	0.9398	1,127.68	0.00	1,127.68
0032-303-160	1	1,199.92	0.00	1,199.92
0032-303-170	1	1,199.92	0.00	1,199.92
0032-303-180	1	1,199.92	0.00	1,199.92
0032-303-190	0.9398	1,127.68	0.00	1,127.68
0032-303-200	0.9398	1,127.68	0.00	1,127.68
0032-303-210	0.9398	1,127.68	0.00	1,127.68
0032-303-220	0.9398	1,127.68	0.00	1,127.68
0032-303-230	0.9398	1,127.68	0.00	1,127.68
0032-303-240	1	1,199.92	0.00	1,199.92
0032-303-250	1	1,199.92	0.00	1,199.92
0032-303-260	1	1,199.92	0.00	1,199.92
0032-303-270	0.9398	1,127.68	0.00	1,127.68
0032-303-280	0.9398	1,127.68	0.00	1,127.68
0032-303-290	0.9398	1,127.68	0.00	1,127.68
0032-303-300	0.9398	1,127.68	0.00	1,127.68
0032-303-310	0.9398	1,127.68	0.00	1,127.68
0032-303-320	1	1,199.92	0.00	1,199.92
0032-303-330	1	1,199.92	0.00	1,199.92
0032-303-340	1	1,199.92	0.00	1,199.92
0032-303-350	0.9398	1,127.68	0.00	1,127.68
0032-303-360	0.9398	1,127.68	0.00	1,127.68
0032-303-370	1	1,199.92	0.00	1,199.92
0032-331-010	0.9398	1,127.68	0.00	1,127.68
0032-331-020	0.9398	1,127.68	0.00	1,127.68
0032-331-030	0.9398	1,127.68	0.00	1,127.68
0032-331-040	1	1,199.92	0.00	1,199.92
0032-331-050	1	1,199.92	0.00	1,199.92
0032-331-060	3.90716	4,688.27	(0.01)	4,688.26

Slight variances may occur due to rounding

Copyright © 2013 by NBS

City of Suisun City
Marina Village Channel Improvement District
Assessment Roll for Fiscal Year 2024/25

Account Number	Units	Levy	Rounding Adjustment	Grand Total
42 Accounts	**43.40216**	**$52,078.99**	**($0.01)**	**$52,078.98**

Slight variances may occur due to rounding

Copyright © 2013 by NBS

City of Suisun City
Montebello Vista Maintenance Assessment District
Assessment Roll for Fiscal Year 2024/25

Account Number	Units	Levy	Rounding Adjustment	Grand Total
0174-231-010	1	$75.00	$0.00	$75.00
0174-231-020	1	75.00	0.00	75.00
0174-231-030	1	75.00	0.00	75.00
0174-231-040	1	75.00	0.00	75.00
0174-231-050	1	75.00	0.00	75.00
0174-231-060	1	75.00	0.00	75.00
0174-231-070	1	75.00	0.00	75.00
0174-231-080	1	75.00	0.00	75.00
0174-231-090	1	75.00	0.00	75.00
0174-231-100	1	75.00	0.00	75.00
0174-231-110	1	75.00	0.00	75.00
0174-231-120	1	75.00	0.00	75.00
0174-231-130	1	75.00	0.00	75.00
0174-231-140	1	75.00	0.00	75.00
0174-231-150	1	75.00	0.00	75.00
0174-231-160	1	75.00	0.00	75.00
0174-231-170	1	75.00	0.00	75.00
0174-231-180	1	75.00	0.00	75.00
0174-231-190	1	75.00	0.00	75.00
0174-231-200	1	75.00	0.00	75.00
0174-231-210	1	75.00	0.00	75.00
0174-231-220	1	75.00	0.00	75.00
0174-231-230	1	75.00	0.00	75.00
0174-231-240	1	75.00	0.00	75.00
0174-231-250	1	75.00	0.00	75.00
0174-231-260	1	75.00	0.00	75.00
0174-231-270	1	75.00	0.00	75.00
0174-231-280	1	75.00	0.00	75.00
0174-232-010	1	75.00	0.00	75.00
0174-232-020	1	75.00	0.00	75.00
0174-232-030	1	75.00	0.00	75.00
0174-232-040	1	75.00	0.00	75.00
0174-232-050	1	75.00	0.00	75.00
0174-232-060	1	75.00	0.00	75.00
0174-232-070	1	75.00	0.00	75.00
0174-232-080	1	75.00	0.00	75.00
0174-232-090	1	75.00	0.00	75.00
0174-232-100	1	75.00	0.00	75.00
0174-232-110	1	75.00	0.00	75.00
0174-232-120	1	75.00	0.00	75.00
0174-232-130	1	75.00	0.00	75.00
0174-232-140	1	75.00	0.00	75.00

Slight variances may occur due to rounding

Copyright © 2013 by NBS

City of Suisun City
Montebello Vista Maintenance Assessment District
Assessment Roll for Fiscal Year 2024/25

Account Number	Units	Levy	Rounding Adjustment	Grand Total
0174-232-150	1	75.00	0.00	75.00
0174-232-160	1	75.00	0.00	75.00
0174-232-170	1	75.00	0.00	75.00
0174-232-180	1	75.00	0.00	75.00
0174-232-190	1	75.00	0.00	75.00
0174-233-010	1	75.00	0.00	75.00
0174-233-020	1	75.00	0.00	75.00
0174-233-030	1	75.00	0.00	75.00
0174-233-040	1	75.00	0.00	75.00
0174-233-050	1	75.00	0.00	75.00
0174-233-060	1	75.00	0.00	75.00
0174-233-070	1	75.00	0.00	75.00
0174-233-080	1	75.00	0.00	75.00
0174-233-090	1	75.00	0.00	75.00
0174-233-100	1	75.00	0.00	75.00
0174-233-110	1	75.00	0.00	75.00
0174-233-120	1	75.00	0.00	75.00
0174-233-130	1	75.00	0.00	75.00
0174-233-140	1	75.00	0.00	75.00
0174-233-150	1	75.00	0.00	75.00
0174-233-160	1	75.00	0.00	75.00
0174-233-170	1	75.00	0.00	75.00
0174-233-180	1	75.00	0.00	75.00
0174-233-190	1	75.00	0.00	75.00
0174-234-010	1	75.00	0.00	75.00
0174-234-020	1	75.00	0.00	75.00
0174-234-030	1	75.00	0.00	75.00
0174-234-040	1	75.00	0.00	75.00
0174-234-050	1	75.00	0.00	75.00
0174-234-060	1	75.00	0.00	75.00
0174-234-070	1	75.00	0.00	75.00
0174-234-080	1	75.00	0.00	75.00
0174-234-090	1	75.00	0.00	75.00
0174-234-100	1	75.00	0.00	75.00
0174-234-110	1	75.00	0.00	75.00
0174-234-120	1	75.00	0.00	75.00
0174-234-130	1	75.00	0.00	75.00
0174-234-140	1	75.00	0.00	75.00
0174-234-150	1	75.00	0.00	75.00
0174-234-160	1	75.00	0.00	75.00
0174-234-170	1	75.00	0.00	75.00
0174-234-180	1	75.00	0.00	75.00

Slight variances may occur due to rounding

Copyright © 2013 by NBS

City of Suisun City
Montebello Vista Maintenance Assessment District
Assessment Roll for Fiscal Year 2024/25

Account Number	Units	Levy	Rounding Adjustment	Grand Total
0174-234-190	1	75.00	0.00	75.00
0174-234-200	1	75.00	0.00	75.00
0174-234-210	1	75.00	0.00	75.00
0174-234-220	1	75.00	0.00	75.00
0174-234-230	1	75.00	0.00	75.00
0174-234-240	1	75.00	0.00	75.00
0174-234-250	1	75.00	0.00	75.00
0174-234-260	1	75.00	0.00	75.00
0174-234-270	1	75.00	0.00	75.00
0174-234-280	1	75.00	0.00	75.00
0174-234-290	1	75.00	0.00	75.00
0174-241-010	1	75.00	0.00	75.00
0174-241-020	1	75.00	0.00	75.00
0174-241-030	1	75.00	0.00	75.00
0174-241-040	1	75.00	0.00	75.00
0174-241-050	1	75.00	0.00	75.00
0174-241-060	1	75.00	0.00	75.00
0174-241-070	1	75.00	0.00	75.00
0174-241-080	1	75.00	0.00	75.00
0174-241-090	1	75.00	0.00	75.00
0174-241-100	1	75.00	0.00	75.00
0174-241-110	1	75.00	0.00	75.00
0174-242-010	1	75.00	0.00	75.00
0174-242-020	1	75.00	0.00	75.00
0174-242-030	1	75.00	0.00	75.00
0174-242-040	1	75.00	0.00	75.00
0174-242-050	1	75.00	0.00	75.00
0174-242-060	1	75.00	0.00	75.00
0174-242-070	1	75.00	0.00	75.00
0174-242-080	1	75.00	0.00	75.00
0174-242-090	1	75.00	0.00	75.00
0174-242-100	1	75.00	0.00	75.00
0174-242-110	1	75.00	0.00	75.00
0174-242-120	1	75.00	0.00	75.00
0174-242-130	1	75.00	0.00	75.00
0174-242-140	1	75.00	0.00	75.00
0174-243-010	1	75.00	0.00	75.00
0174-243-020	1	75.00	0.00	75.00
0174-243-030	1	75.00	0.00	75.00
0174-243-040	1	75.00	0.00	75.00
0174-243-050	1	75.00	0.00	75.00
0174-243-060	1	75.00	0.00	75.00

Slight variances may occur due to rounding

Copyright © 2013 by NBS

City of Suisun City
Montebello Vista Maintenance Assessment District
Assessment Roll for Fiscal Year 2024/25

Account Number	Units	Levy	Rounding Adjustment	Grand Total
0174-243-070	1	75.00	0.00	75.00
0174-243-080	1	75.00	0.00	75.00
0174-243-090	1	75.00	0.00	75.00
0174-243-100	1	75.00	0.00	75.00
0174-243-110	1	75.00	0.00	75.00
0174-243-120	1	75.00	0.00	75.00
0174-243-130	1	75.00	0.00	75.00
0174-243-140	1	75.00	0.00	75.00
0174-243-150	1	75.00	0.00	75.00
0174-243-160	1	75.00	0.00	75.00
0174-243-170	1	75.00	0.00	75.00
0174-243-180	1	75.00	0.00	75.00
0174-243-190	1	75.00	0.00	75.00
0174-243-200	1	75.00	0.00	75.00
0174-244-010	1	75.00	0.00	75.00
0174-244-020	1	75.00	0.00	75.00
0174-244-030	1	75.00	0.00	75.00
0174-244-040	1	75.00	0.00	75.00
0174-244-050	1	75.00	0.00	75.00
0174-244-060	1	75.00	0.00	75.00
0174-244-070	1	75.00	0.00	75.00
0174-244-080	1	75.00	0.00	75.00
0174-244-090	1	75.00	0.00	75.00
0174-244-100	1	75.00	0.00	75.00
0174-244-110	1	75.00	0.00	75.00
0174-244-120	1	75.00	0.00	75.00
0174-245-010	1	75.00	0.00	75.00
0174-245-020	1	75.00	0.00	75.00
0174-245-030	1	75.00	0.00	75.00
0174-245-040	1	75.00	0.00	75.00
0174-245-050	1	75.00	0.00	75.00
0174-245-060	1	75.00	0.00	75.00
0174-245-070	1	75.00	0.00	75.00
0174-245-080	1	75.00	0.00	75.00
0174-245-090	1	75.00	0.00	75.00
0174-245-100	1	75.00	0.00	75.00
0174-245-110	1	75.00	0.00	75.00
0174-245-120	1	75.00	0.00	75.00
0174-245-130	1	75.00	0.00	75.00
0174-245-140	1	75.00	0.00	75.00
0174-245-150	1	75.00	0.00	75.00
0174-245-160	1	75.00	0.00	75.00

Slight variances may occur due to rounding

Copyright © 2013 by NBS

City of Suisun City
Montebello Vista Maintenance Assessment District
Assessment Roll for Fiscal Year 2024/25

Account Number	Units	Levy	Rounding Adjustment	Grand Total
0174-245-170	1	75.00	0.00	75.00
0174-245-180	1	75.00	0.00	75.00
0174-245-190	1	75.00	0.00	75.00
0174-245-200	1	75.00	0.00	75.00
0174-245-210	1	75.00	0.00	75.00
0174-245-220	1	75.00	0.00	75.00
0174-246-010	1	75.00	0.00	75.00
0174-246-020	1	75.00	0.00	75.00
0174-246-030	1	75.00	0.00	75.00
0174-246-040	1	75.00	0.00	75.00
0174-246-050	1	75.00	0.00	75.00
0174-246-060	1	75.00	0.00	75.00
0174-251-010	1	75.00	0.00	75.00
0174-251-020	1	75.00	0.00	75.00
0174-251-030	1	75.00	0.00	75.00
0174-252-010	1	75.00	0.00	75.00
0174-252-020	1	75.00	0.00	75.00
0174-252-030	1	75.00	0.00	75.00
0174-253-010	1	75.00	0.00	75.00
0174-253-020	1	75.00	0.00	75.00
0174-254-010	1	75.00	0.00	75.00
0174-254-020	1	75.00	0.00	75.00
0174-254-030	1	75.00	0.00	75.00
0174-254-040	1	75.00	0.00	75.00
0174-254-050	1	75.00	0.00	75.00
0174-254-060	1	75.00	0.00	75.00
0174-254-070	1	75.00	0.00	75.00
0174-254-080	1	75.00	0.00	75.00
0174-254-090	1	75.00	0.00	75.00
0174-254-100	1	75.00	0.00	75.00
0174-254-110	1	75.00	0.00	75.00
0174-254-120	1	75.00	0.00	75.00
0174-254-130	1	75.00	0.00	75.00
0174-254-140	1	75.00	0.00	75.00
0174-254-150	1	75.00	0.00	75.00
0174-254-160	1	75.00	0.00	75.00
0174-254-170	1	75.00	0.00	75.00
0174-254-180	1	75.00	0.00	75.00
0174-254-190	1	75.00	0.00	75.00
0174-254-200	1	75.00	0.00	75.00
0174-254-210	1	75.00	0.00	75.00
0174-254-220	1	75.00	0.00	75.00

Slight variances may occur due to rounding

Copyright © 2013 by NBS

City of Suisun City
Montebello Vista Maintenance Assessment District
Assessment Roll for Fiscal Year 2024/25

Account Number	Units	Levy	Rounding Adjustment	Grand Total
0174-254-230	1	75.00	0.00	75.00
0174-254-240	1	75.00	0.00	75.00
0174-254-250	1	75.00	0.00	75.00
0174-254-260	1	75.00	0.00	75.00
0174-254-270	1	75.00	0.00	75.00
0174-254-280	1	75.00	0.00	75.00
0174-255-010	1	75.00	0.00	75.00
0174-255-020	1	75.00	0.00	75.00
0174-255-030	1	75.00	0.00	75.00
0174-255-040	1	75.00	0.00	75.00
0174-255-050	1	75.00	0.00	75.00
0174-255-060	1	75.00	0.00	75.00
0174-255-070	1	75.00	0.00	75.00
0174-255-080	1	75.00	0.00	75.00
0174-255-090	1	75.00	0.00	75.00
0174-255-100	1	75.00	0.00	75.00
0174-255-110	1	75.00	0.00	75.00
0174-255-120	1	75.00	0.00	75.00
0174-255-130	1	75.00	0.00	75.00
0174-255-140	1	75.00	0.00	75.00
0174-255-150	1	75.00	0.00	75.00
0174-255-160	1	75.00	0.00	75.00
0174-281-010	1	75.00	0.00	75.00
0174-281-020	1	75.00	0.00	75.00
0174-281-030	1	75.00	0.00	75.00
0174-281-040	1	75.00	0.00	75.00
0174-281-050	1	75.00	0.00	75.00
0174-281-060	1	75.00	0.00	75.00
0174-281-070	1	75.00	0.00	75.00
0174-281-080	1	75.00	0.00	75.00
0174-281-090	1	75.00	0.00	75.00
0174-281-100	1	75.00	0.00	75.00
0174-281-110	1	75.00	0.00	75.00
0174-281-120	1	75.00	0.00	75.00
0174-282-010	1	75.00	0.00	75.00
0174-282-020	1	75.00	0.00	75.00
0174-282-030	1	75.00	0.00	75.00
0174-282-040	1	75.00	0.00	75.00
0174-282-050	1	75.00	0.00	75.00
0174-282-060	1	75.00	0.00	75.00
0174-282-070	1	75.00	0.00	75.00
0174-282-080	1	75.00	0.00	75.00

Slight variances may occur due to rounding

Copyright © 2013 by NBS

City of Suisun City
Montebello Vista Maintenance Assessment District
Assessment Roll for Fiscal Year 2024/25

Account Number	Units	Levy	Rounding Adjustment	Grand Total
0174-282-090	1	75.00	0.00	75.00
0174-282-100	1	75.00	0.00	75.00
0174-282-110	1	75.00	0.00	75.00
0174-282-120	1	75.00	0.00	75.00
0174-282-130	1	75.00	0.00	75.00
0174-282-140	1	75.00	0.00	75.00
0174-282-150	1	75.00	0.00	75.00
0174-282-160	1	75.00	0.00	75.00
0174-282-170	1	75.00	0.00	75.00
0174-282-180	1	75.00	0.00	75.00
0174-282-190	1	75.00	0.00	75.00
0174-282-200	1	75.00	0.00	75.00
0174-282-210	1	75.00	0.00	75.00
0174-282-220	1	75.00	0.00	75.00
0174-282-230	1	75.00	0.00	75.00
0174-282-240	1	75.00	0.00	75.00
0174-282-250	1	75.00	0.00	75.00
0174-282-260	1	75.00	0.00	75.00
0174-282-270	1	75.00	0.00	75.00
0174-282-280	1	75.00	0.00	75.00
0174-282-290	1	75.00	0.00	75.00
0174-282-300	1	75.00	0.00	75.00
0174-283-010	1	75.00	0.00	75.00
0174-283-020	1	75.00	0.00	75.00
0174-284-010	1	75.00	0.00	75.00
0174-284-020	1	75.00	0.00	75.00
0174-284-030	1	75.00	0.00	75.00
0174-284-040	1	75.00	0.00	75.00
0174-284-050	1	75.00	0.00	75.00
0174-291-010	1	75.00	0.00	75.00
0174-291-020	1	75.00	0.00	75.00
0174-291-030	1	75.00	0.00	75.00
0174-291-040	1	75.00	0.00	75.00
0174-291-050	1	75.00	0.00	75.00
0174-291-060	1	75.00	0.00	75.00
0174-291-070	1	75.00	0.00	75.00
0174-291-080	1	75.00	0.00	75.00
0174-291-090	1	75.00	0.00	75.00
0174-291-100	1	75.00	0.00	75.00
0174-291-110	1	75.00	0.00	75.00
0174-291-120	1	75.00	0.00	75.00
0174-291-130	1	75.00	0.00	75.00

Slight variances may occur due to rounding

Copyright © 2013 by NBS

City of Suisun City
Montebello Vista Maintenance Assessment District
Assessment Roll for Fiscal Year 2024/25

Account Number	Units	Levy	Rounding Adjustment	Grand Total
0174-291-140	1	75.00	0.00	75.00
0174-291-150	1	75.00	0.00	75.00
0174-291-160	1	75.00	0.00	75.00
0174-291-170	1	75.00	0.00	75.00
0174-291-180	1	75.00	0.00	75.00
0174-291-190	1	75.00	0.00	75.00
0174-292-010	1	75.00	0.00	75.00
0174-292-020	1	75.00	0.00	75.00
0174-292-030	1	75.00	0.00	75.00
0174-292-040	1	75.00	0.00	75.00
0174-292-050	1	75.00	0.00	75.00
0174-292-060	1	75.00	0.00	75.00
0174-292-070	1	75.00	0.00	75.00
0174-292-080	1	75.00	0.00	75.00
0174-292-090	1	75.00	0.00	75.00
0174-292-100	1	75.00	0.00	75.00
0174-292-110	1	75.00	0.00	75.00
0174-292-120	1	75.00	0.00	75.00
0174-292-130	1	75.00	0.00	75.00
0174-292-140	1	75.00	0.00	75.00
0174-292-150	1	75.00	0.00	75.00
0174-292-160	1	75.00	0.00	75.00
0174-292-170	1	75.00	0.00	75.00
0174-292-180	1	75.00	0.00	75.00
0174-292-190	1	75.00	0.00	75.00
0174-292-200	1	75.00	0.00	75.00
0174-292-210	1	75.00	0.00	75.00
0174-292-220	1	75.00	0.00	75.00
0174-292-230	1	75.00	0.00	75.00
0174-292-240	1	75.00	0.00	75.00
0174-292-250	1	75.00	0.00	75.00
0174-292-260	1	75.00	0.00	75.00
0174-292-270	1	75.00	0.00	75.00
0174-292-280	1	75.00	0.00	75.00
0174-292-290	1	75.00	0.00	75.00
0174-292-300	1	75.00	0.00	75.00
0174-293-010	1	75.00	0.00	75.00
0174-293-020	1	75.00	0.00	75.00
0174-293-030	1	75.00	0.00	75.00
0174-293-040	1	75.00	0.00	75.00
0174-294-010	1	75.00	0.00	75.00
0174-295-010	1	75.00	0.00	75.00

Slight variances may occur due to rounding

Copyright © 2013 by NBS

City of Suisun City
Montebello Vista Maintenance Assessment District
Assessment Roll for Fiscal Year 2024/25

Account Number	Units	Levy	Rounding Adjustment	Grand Total
0174-295-020	1	75.00	0.00	75.00
0174-295-030	1	75.00	0.00	75.00
0174-295-040	1	75.00	0.00	75.00
0174-295-050	1	75.00	0.00	75.00
0174-295-060	1	75.00	0.00	75.00
0174-295-070	1	75.00	0.00	75.00
0174-295-080	1	75.00	0.00	75.00
0174-301-010	1	75.00	0.00	75.00
0174-301-020	1	75.00	0.00	75.00
0174-301-030	1	75.00	0.00	75.00
0174-302-010	1	75.00	0.00	75.00
0174-302-020	1	75.00	0.00	75.00
0174-302-030	1	75.00	0.00	75.00
0174-302-040	1	75.00	0.00	75.00
0174-302-050	1	75.00	0.00	75.00
0174-302-060	1	75.00	0.00	75.00
0174-302-070	1	75.00	0.00	75.00
0174-302-080	1	75.00	0.00	75.00
0174-302-090	1	75.00	0.00	75.00
0174-302-100	1	75.00	0.00	75.00
0174-303-010	1	75.00	0.00	75.00
0174-303-020	1	75.00	0.00	75.00
0174-303-030	1	75.00	0.00	75.00
0174-303-040	1	75.00	0.00	75.00
0174-303-050	1	75.00	0.00	75.00
0174-303-060	1	75.00	0.00	75.00
0174-303-070	1	75.00	0.00	75.00
0174-303-080	1	75.00	0.00	75.00
0174-303-090	1	75.00	0.00	75.00
0174-303-100	1	75.00	0.00	75.00
0174-303-110	1	75.00	0.00	75.00
0174-303-120	1	75.00	0.00	75.00
0174-303-130	1	75.00	0.00	75.00
0174-303-140	1	75.00	0.00	75.00
0174-303-150	1	75.00	0.00	75.00
0174-303-160	1	75.00	0.00	75.00
0174-303-170	1	75.00	0.00	75.00
0174-303-180	1	75.00	0.00	75.00
0174-303-190	1	75.00	0.00	75.00
0174-303-200	1	75.00	0.00	75.00
0174-303-210	1	75.00	0.00	75.00
0174-303-220	1	75.00	0.00	75.00

Slight variances may occur due to rounding

Copyright © 2013 by NBS

City of Suisun City
Montebello Vista Maintenance Assessment District
Assessment Roll for Fiscal Year 2024/25

Account Number	Units	Levy	Rounding Adjustment	Grand Total
0174-303-230	1	75.00	0.00	75.00
0174-303-240	1	75.00	0.00	75.00
0174-303-250	1	75.00	0.00	75.00
0174-303-260	1	75.00	0.00	75.00
0174-304-010	1	75.00	0.00	75.00
0174-304-020	1	75.00	0.00	75.00
0174-304-030	1	75.00	0.00	75.00
0174-304-040	1	75.00	0.00	75.00
0174-304-050	1	75.00	0.00	75.00
0174-304-060	1	75.00	0.00	75.00
0174-304-070	1	75.00	0.00	75.00
0174-304-080	1	75.00	0.00	75.00
0174-304-090	1	75.00	0.00	75.00
0174-304-100	1	75.00	0.00	75.00
0174-304-110	1	75.00	0.00	75.00
0174-304-120	1	75.00	0.00	75.00
0174-304-130	1	75.00	0.00	75.00
0174-304-140	1	75.00	0.00	75.00
0174-304-150	1	75.00	0.00	75.00
0174-304-160	1	75.00	0.00	75.00
0174-304-170	1	75.00	0.00	75.00
0174-304-180	1	75.00	0.00	75.00
0174-304-190	1	75.00	0.00	75.00
0174-304-200	1	75.00	0.00	75.00
0174-304-210	1	75.00	0.00	75.00
0174-305-010	1	75.00	0.00	75.00
0174-305-020	1	75.00	0.00	75.00
0174-305-030	1	75.00	0.00	75.00
0174-305-040	1	75.00	0.00	75.00
0174-305-050	1	75.00	0.00	75.00
0174-305-060	1	75.00	0.00	75.00
0174-305-070	1	75.00	0.00	75.00
0174-305-080	1	75.00	0.00	75.00
0174-305-090	1	75.00	0.00	75.00
0174-305-100	1	75.00	0.00	75.00
0174-305-110	1	75.00	0.00	75.00
0174-305-120	1	75.00	0.00	75.00
0174-305-130	1	75.00	0.00	75.00
0174-305-140	1	75.00	0.00	75.00
0174-305-150	1	75.00	0.00	75.00
0174-305-160	1	75.00	0.00	75.00
0174-305-170	1	75.00	0.00	75.00

Slight variances may occur due to rounding

Copyright © 2013 by NBS

City of Suisun City
Montebello Vista Maintenance Assessment District
Assessment Roll for Fiscal Year 2024/25

Account Number	Units	Levy	Rounding Adjustment	Grand Total
0174-305-180	1	75.00	0.00	75.00
0174-305-190	1	75.00	0.00	75.00
0174-306-010	1	75.00	0.00	75.00
0174-306-020	1	75.00	0.00	75.00
0174-306-030	1	75.00	0.00	75.00
0174-311-010	1	75.00	0.00	75.00
0174-311-020	1	75.00	0.00	75.00
0174-311-030	1	75.00	0.00	75.00
0174-311-040	1	75.00	0.00	75.00
0174-311-050	1	75.00	0.00	75.00
0174-311-060	1	75.00	0.00	75.00
0174-311-070	1	75.00	0.00	75.00
0174-311-080	1	75.00	0.00	75.00
0174-311-090	1	75.00	0.00	75.00
0174-311-100	1	75.00	0.00	75.00
0174-311-110	1	75.00	0.00	75.00
0174-311-120	1	75.00	0.00	75.00
0174-312-010	1	75.00	0.00	75.00
0174-312-020	1	75.00	0.00	75.00
0174-312-030	1	75.00	0.00	75.00
0174-312-040	1	75.00	0.00	75.00
0174-312-050	1	75.00	0.00	75.00
0174-312-060	1	75.00	0.00	75.00
0174-312-070	1	75.00	0.00	75.00
0174-312-080	1	75.00	0.00	75.00
0174-312-090	1	75.00	0.00	75.00
0174-312-100	1	75.00	0.00	75.00
0174-312-110	1	75.00	0.00	75.00
0174-312-120	1	75.00	0.00	75.00
0174-312-130	1	75.00	0.00	75.00
0174-312-140	1	75.00	0.00	75.00
0174-312-150	1	75.00	0.00	75.00
0174-312-160	1	75.00	0.00	75.00
0174-312-170	1	75.00	0.00	75.00
0174-312-180	1	75.00	0.00	75.00
0174-312-190	1	75.00	0.00	75.00
0174-312-200	1	75.00	0.00	75.00
0174-312-210	1	75.00	0.00	75.00
0174-312-220	1	75.00	0.00	75.00
0174-312-230	1	75.00	0.00	75.00
0174-312-240	1	75.00	0.00	75.00
0174-312-250	1	75.00	0.00	75.00

Slight variances may occur due to rounding

Copyright © 2013 by NBS

City of Suisun City
Montebello Vista Maintenance Assessment District
Assessment Roll for Fiscal Year 2024/25

Account Number	Units	Levy	Rounding Adjustment	Grand Total
0174-313-010	1	75.00	0.00	75.00
0174-313-020	1	75.00	0.00	75.00
0174-313-030	1	75.00	0.00	75.00
0174-313-040	1	75.00	0.00	75.00
0174-313-050	1	75.00	0.00	75.00
0174-313-060	1	75.00	0.00	75.00
0174-313-070	1	75.00	0.00	75.00
0174-313-080	1	75.00	0.00	75.00
0174-313-090	1	75.00	0.00	75.00
0174-313-100	1	75.00	0.00	75.00
0174-313-110	1	75.00	0.00	75.00
0174-313-120	1	75.00	0.00	75.00
0174-314-010	1	75.00	0.00	75.00
0174-314-020	1	75.00	0.00	75.00
0174-314-030	1	75.00	0.00	75.00
0174-314-040	1	75.00	0.00	75.00
0174-314-050	1	75.00	0.00	75.00
0174-314-060	1	75.00	0.00	75.00
0174-314-070	1	75.00	0.00	75.00
0174-314-080	1	75.00	0.00	75.00
0174-314-090	1	75.00	0.00	75.00
0174-314-100	1	75.00	0.00	75.00
0174-314-110	1	75.00	0.00	75.00
0174-314-120	1	75.00	0.00	75.00
486 Accounts	**486**	**$36,450.00**	**$0.00**	**$36,450.00**

Slight variances may occur due to rounding

Copyright © 2013 by NBS

City of Suisun City
Railroad Avenue Maintenance Assessment District
Assessment Roll for Fiscal Year 2024/25

Account Number	Units	Levy	Rounding Adjustment	Grand Total
0038-222-090	1	$4,682.92	$0.00	$4,682.92
0038-222-100	1	4,682.92	0.00	4,682.92
2 Accounts	**2**	**$9,365.84**	**$0.00**	**$9,365.84**

Slight variances may occur due to rounding

Copyright © 2013 by NBS

City of Suisun City
Peterson Ranch Maintenance Assessment District
Assessment Roll for Fiscal Year 2024/25

Account Number	Units	Levy	Rounding Adjustment	Grand Total
0174-361-010	1	$445.73	($0.01)	$445.72
0174-361-020	1	445.73	(0.01)	445.72
0174-361-030	1	445.73	(0.01)	445.72
0174-361-040	1	445.73	(0.01)	445.72
0174-361-050	1	445.73	(0.01)	445.72
0174-361-060	1	445.73	(0.01)	445.72
0174-361-070	1	445.73	(0.01)	445.72
0174-361-080	1	445.73	(0.01)	445.72
0174-361-090	1	445.73	(0.01)	445.72
0174-361-100	1	445.73	(0.01)	445.72
0174-361-110	1	445.73	(0.01)	445.72
0174-361-120	1	445.73	(0.01)	445.72
0174-361-130	1	445.73	(0.01)	445.72
0174-361-140	1	445.73	(0.01)	445.72
0174-361-170	1	445.73	(0.01)	445.72
0174-361-180	1	445.73	(0.01)	445.72
0174-361-190	1	445.73	(0.01)	445.72
0174-361-200	1	445.73	(0.01)	445.72
0174-361-210	1	445.73	(0.01)	445.72
0174-361-220	1	445.73	(0.01)	445.72
0174-361-230	1	445.73	(0.01)	445.72
0174-361-240	1	445.73	(0.01)	445.72
0174-361-250	1	445.73	(0.01)	445.72
0174-361-260	1	445.73	(0.01)	445.72
0174-361-270	1	445.73	(0.01)	445.72
0174-361-280	1	445.73	(0.01)	445.72
0174-361-290	1	445.73	(0.01)	445.72
0174-361-300	1	445.73	(0.01)	445.72
0174-361-310	1	445.73	(0.01)	445.72
0174-361-320	1	445.73	(0.01)	445.72
0174-361-330	1	445.73	(0.01)	445.72
0174-361-340	1	445.73	(0.01)	445.72
0174-361-350	1	445.73	(0.01)	445.72
0174-361-360	1	445.73	(0.01)	445.72
0174-361-370	1	445.73	(0.01)	445.72
0174-361-380	1	445.73	(0.01)	445.72
0174-361-390	1	445.73	(0.01)	445.72
0174-362-010	1	445.73	(0.01)	445.72
0174-362-020	1	445.73	(0.01)	445.72
0174-362-030	1	445.73	(0.01)	445.72
0174-362-040	1	445.73	(0.01)	445.72
0174-362-050	1	445.73	(0.01)	445.72

Slight variances may occur due to rounding

Copyright © 2013 by NBS

City of Suisun City
Peterson Ranch Maintenance Assessment District
Assessment Roll for Fiscal Year 2024/25

Account Number	Units	Levy	Rounding Adjustment	Grand Total
0174-362-060	1	445.73	(0.01)	445.72
0174-362-070	1	445.73	(0.01)	445.72
0174-362-080	1	445.73	(0.01)	445.72
0174-362-090	1	445.73	(0.01)	445.72
0174-362-100	1	445.73	(0.01)	445.72
0174-362-110	1	445.73	(0.01)	445.72
0174-362-120	1	445.73	(0.01)	445.72
0174-362-130	1	445.73	(0.01)	445.72
0174-362-140	1	445.73	(0.01)	445.72
0174-362-150	1	445.73	(0.01)	445.72
0174-362-160	1	445.73	(0.01)	445.72
0174-362-170	1	445.73	(0.01)	445.72
0174-362-180	1	445.73	(0.01)	445.72
0174-362-190	1	445.73	(0.01)	445.72
0174-362-200	1	445.73	(0.01)	445.72
0174-362-210	1	445.73	(0.01)	445.72
0174-362-220	1	445.73	(0.01)	445.72
0174-372-010	1	445.73	(0.01)	445.72
0174-372-020	1	445.73	(0.01)	445.72
0174-372-030	1	445.73	(0.01)	445.72
0174-372-040	1	445.73	(0.01)	445.72
0174-372-050	1	445.73	(0.01)	445.72
0174-372-060	1	445.73	(0.01)	445.72
0174-372-070	1	445.73	(0.01)	445.72
0174-372-080	1	445.73	(0.01)	445.72
0174-372-090	1	445.73	(0.01)	445.72
0174-372-100	1	445.73	(0.01)	445.72
0174-372-110	1	445.73	(0.01)	445.72
0174-372-120	1	445.73	(0.01)	445.72
0174-372-130	1	445.73	(0.01)	445.72
0174-372-140	1	445.73	(0.01)	445.72
0174-372-150	1	445.73	(0.01)	445.72
0174-372-160	1	445.73	(0.01)	445.72
0174-372-170	1	445.73	(0.01)	445.72
0174-372-180	1	445.73	(0.01)	445.72
0174-373-010	1	445.73	(0.01)	445.72
0174-373-020	1	445.73	(0.01)	445.72
0174-373-030	1	445.73	(0.01)	445.72
0174-373-040	1	445.73	(0.01)	445.72
0174-373-050	1	445.73	(0.01)	445.72
0174-373-060	1	445.73	(0.01)	445.72
0174-373-070	1	445.73	(0.01)	445.72

Slight variances may occur due to rounding

Copyright © 2013 by NBS

City of Suisun City
Peterson Ranch Maintenance Assessment District
Assessment Roll for Fiscal Year 2024/25

Account Number	Units	Levy	Rounding Adjustment	Grand Total
0174-373-080	1	445.73	(0.01)	445.72
0174-373-090	1	445.73	(0.01)	445.72
0174-373-100	1	445.73	(0.01)	445.72
0174-373-110	1	445.73	(0.01)	445.72
0174-373-120	1	445.73	(0.01)	445.72
0174-373-130	1	445.73	(0.01)	445.72
0174-373-140	1	445.73	(0.01)	445.72
0174-374-020	1	445.73	(0.01)	445.72
0174-374-030	1	445.73	(0.01)	445.72
0174-374-040	1	445.73	(0.01)	445.72
0174-374-050	1	445.73	(0.01)	445.72
0174-374-060	1	445.73	(0.01)	445.72
0174-374-070	1	445.73	(0.01)	445.72
0174-374-080	1	445.73	(0.01)	445.72
0174-374-090	1	445.73	(0.01)	445.72
0174-374-100	1	445.73	(0.01)	445.72
0174-374-110	1	445.73	(0.01)	445.72
0174-374-120	1	445.73	(0.01)	445.72
0174-374-130	1	445.73	(0.01)	445.72
0174-374-140	1	445.73	(0.01)	445.72
0174-374-150	1	445.73	(0.01)	445.72
0174-374-160	1	445.73	(0.01)	445.72
0174-374-170	1	445.73	(0.01)	445.72
0174-374-180	1	445.73	(0.01)	445.72
0174-374-190	1	445.73	(0.01)	445.72
0174-374-200	1	445.73	(0.01)	445.72
0174-374-210	1	445.73	(0.01)	445.72
0174-374-220	1	445.73	(0.01)	445.72
0174-374-230	1	445.73	(0.01)	445.72
0174-381-010	1	445.73	(0.01)	445.72
0174-381-020	1	445.73	(0.01)	445.72
0174-381-030	1	445.73	(0.01)	445.72
0174-381-040	1	445.73	(0.01)	445.72
0174-381-050	1	445.73	(0.01)	445.72
0174-381-060	1	445.73	(0.01)	445.72
0174-381-070	1	445.73	(0.01)	445.72
0174-381-080	1	445.73	(0.01)	445.72
0174-381-090	1	445.73	(0.01)	445.72
0174-381-100	1	445.73	(0.01)	445.72
0174-381-110	1	445.73	(0.01)	445.72
0174-381-120	1	445.73	(0.01)	445.72
0174-381-130	1	445.73	(0.01)	445.72

Slight variances may occur due to rounding

Copyright © 2013 by NBS

City of Suisun City
Peterson Ranch Maintenance Assessment District
Assessment Roll for Fiscal Year 2024/25

Account Number	Units	Levy	Rounding Adjustment	Grand Total
0174-381-140	1	445.73	(0.01)	445.72
0174-381-150	1	445.73	(0.01)	445.72
0174-381-160	1	445.73	(0.01)	445.72
0174-381-170	1	445.73	(0.01)	445.72
0174-381-180	1	445.73	(0.01)	445.72
0174-381-190	1	445.73	(0.01)	445.72
0174-381-200	1	445.73	(0.01)	445.72
0174-381-210	1	445.73	(0.01)	445.72
0174-381-220	1	445.73	(0.01)	445.72
0174-381-230	1	445.73	(0.01)	445.72
0174-381-240	1	445.73	(0.01)	445.72
0174-382-010	1	445.73	(0.01)	445.72
0174-382-020	1	445.73	(0.01)	445.72
0174-382-030	1	445.73	(0.01)	445.72
0174-382-040	1	445.73	(0.01)	445.72
0174-382-050	1	445.73	(0.01)	445.72
0174-382-060	1	445.73	(0.01)	445.72
0174-382-070	1	445.73	(0.01)	445.72
0174-382-080	1	445.73	(0.01)	445.72
0174-382-090	1	445.73	(0.01)	445.72
0174-382-100	1	445.73	(0.01)	445.72
0174-382-110	1	445.73	(0.01)	445.72
0174-382-120	1	445.73	(0.01)	445.72
0174-382-130	1	445.73	(0.01)	445.72
0174-382-140	1	445.73	(0.01)	445.72
0174-382-150	1	445.73	(0.01)	445.72
0174-382-160	1	445.73	(0.01)	445.72
0174-391-020	1	445.73	(0.01)	445.72
0174-391-030	1	445.73	(0.01)	445.72
0174-391-040	1	445.73	(0.01)	445.72
0174-391-050	1	445.73	(0.01)	445.72
0174-391-060	1	445.73	(0.01)	445.72
0174-391-070	1	445.73	(0.01)	445.72
0174-391-080	1	445.73	(0.01)	445.72
0174-391-090	1	445.73	(0.01)	445.72
0174-391-100	1	445.73	(0.01)	445.72
0174-391-110	1	445.73	(0.01)	445.72
0174-392-010	1	445.73	(0.01)	445.72
0174-392-020	1	445.73	(0.01)	445.72
0174-392-030	1	445.73	(0.01)	445.72
0174-392-040	1	445.73	(0.01)	445.72
0174-392-050	1	445.73	(0.01)	445.72

Slight variances may occur due to rounding

Copyright © 2013 by NBS

City of Suisun City
Peterson Ranch Maintenance Assessment District
Assessment Roll for Fiscal Year 2024/25

Account Number	Units	Levy	Rounding Adjustment	Grand Total
0174-392-060	1	445.73	(0.01)	445.72
0174-392-070	1	445.73	(0.01)	445.72
0174-392-080	1	445.73	(0.01)	445.72
0174-392-090	1	445.73	(0.01)	445.72
0174-392-100	1	445.73	(0.01)	445.72
0174-392-110	1	445.73	(0.01)	445.72
0174-392-120	1	445.73	(0.01)	445.72
0174-392-130	1	445.73	(0.01)	445.72
0174-392-140	1	445.73	(0.01)	445.72
0174-392-150	1	445.73	(0.01)	445.72
0174-392-160	1	445.73	(0.01)	445.72
0174-392-170	1	445.73	(0.01)	445.72
0174-392-180	1	445.73	(0.01)	445.72
0174-393-010	1	445.73	(0.01)	445.72
0174-393-020	1	445.73	(0.01)	445.72
0174-393-030	1	445.73	(0.01)	445.72
0174-393-040	1	445.73	(0.01)	445.72
0174-393-050	1	445.73	(0.01)	445.72
0174-393-060	1	445.73	(0.01)	445.72
0174-393-070	1	445.73	(0.01)	445.72
0174-393-080	1	445.73	(0.01)	445.72
0174-393-090	1	445.73	(0.01)	445.72
0174-393-100	1	445.73	(0.01)	445.72
0174-393-110	1	445.73	(0.01)	445.72
0174-393-120	1	445.73	(0.01)	445.72
0174-393-130	1	445.73	(0.01)	445.72
0174-393-140	1	445.73	(0.01)	445.72
0174-393-150	1	445.73	(0.01)	445.72
0174-393-160	1	445.73	(0.01)	445.72
0174-393-170	1	445.73	(0.01)	445.72
0174-393-180	1	445.73	(0.01)	445.72
0174-393-190	1	445.73	(0.01)	445.72
0174-393-200	1	445.73	(0.01)	445.72
0174-393-210	1	445.73	(0.01)	445.72
0174-394-010	1	445.73	(0.01)	445.72
0174-394-020	1	445.73	(0.01)	445.72
0174-394-030	1	445.73	(0.01)	445.72
0174-394-040	1	445.73	(0.01)	445.72
0174-394-050	1	445.73	(0.01)	445.72
0174-394-060	1	445.73	(0.01)	445.72
0174-394-070	1	445.73	(0.01)	445.72
0174-394-080	1	445.73	(0.01)	445.72

Slight variances may occur due to rounding

Copyright © 2013 by NBS

City of Suisun City
Peterson Ranch Maintenance Assessment District
Assessment Roll for Fiscal Year 2024/25

Account Number	Units	Levy	Rounding Adjustment	Grand Total
0174-394-090	1	445.73	(0.01)	445.72
0174-394-100	1	445.73	(0.01)	445.72
0174-394-110	1	445.73	(0.01)	445.72
0174-394-120	1	445.73	(0.01)	445.72
0174-394-130	1	445.73	(0.01)	445.72
0174-394-140	1	445.73	(0.01)	445.72
0174-401-010	1	445.73	(0.01)	445.72
0174-401-020	1	445.73	(0.01)	445.72
0174-401-030	1	445.73	(0.01)	445.72
0174-401-040	1	445.73	(0.01)	445.72
0174-401-050	1	445.73	(0.01)	445.72
0174-402-010	1	445.73	(0.01)	445.72
0174-402-020	1	445.73	(0.01)	445.72
0174-402-030	1	445.73	(0.01)	445.72
0174-402-040	1	445.73	(0.01)	445.72
0174-402-050	1	445.73	(0.01)	445.72
0174-402-060	1	445.73	(0.01)	445.72
0174-402-070	1	445.73	(0.01)	445.72
0174-402-080	1	445.73	(0.01)	445.72
0174-402-090	1	445.73	(0.01)	445.72
0174-402-100	1	445.73	(0.01)	445.72
0174-402-110	1	445.73	(0.01)	445.72
0174-402-120	1	445.73	(0.01)	445.72
0174-402-130	1	445.73	(0.01)	445.72
0174-402-140	1	445.73	(0.01)	445.72
0174-402-150	1	445.73	(0.01)	445.72
0174-402-160	1	445.73	(0.01)	445.72
0174-402-170	1	445.73	(0.01)	445.72
0174-402-180	1	445.73	(0.01)	445.72
0174-402-190	1	445.73	(0.01)	445.72
0174-402-200	1	445.73	(0.01)	445.72
0174-402-210	1	445.73	(0.01)	445.72
0174-402-220	1	445.73	(0.01)	445.72
0174-402-230	1	445.73	(0.01)	445.72
0174-402-240	1	445.73	(0.01)	445.72
0174-402-250	1	445.73	(0.01)	445.72
0174-402-260	1	445.73	(0.01)	445.72
0174-402-270	1	445.73	(0.01)	445.72
0174-403-010	1	445.73	(0.01)	445.72
0174-403-020	1	445.73	(0.01)	445.72
0174-403-030	1	445.73	(0.01)	445.72
0174-403-040	1	445.73	(0.01)	445.72

Slight variances may occur due to rounding

Copyright © 2013 by NBS

City of Suisun City
Peterson Ranch Maintenance Assessment District
Assessment Roll for Fiscal Year 2024/25

Account Number	Units	Levy	Rounding Adjustment	Grand Total
0174-403-050	1	445.73	(0.01)	445.72
0174-403-060	1	445.73	(0.01)	445.72
0174-403-070	1	445.73	(0.01)	445.72
0174-403-080	1	445.73	(0.01)	445.72
0174-403-090	1	445.73	(0.01)	445.72
0174-403-100	1	445.73	(0.01)	445.72
0174-403-110	1	445.73	(0.01)	445.72
0174-403-120	1	445.73	(0.01)	445.72
0174-403-130	1	445.73	(0.01)	445.72
0174-403-140	1	445.73	(0.01)	445.72
0174-404-010	1	445.73	(0.01)	445.72
0174-404-020	1	445.73	(0.01)	445.72
0174-404-030	1	445.73	(0.01)	445.72
0174-404-040	1	445.73	(0.01)	445.72
0174-404-050	1	445.73	(0.01)	445.72
0174-404-060	1	445.73	(0.01)	445.72
0174-404-070	1	445.73	(0.01)	445.72
0174-404-080	1	445.73	(0.01)	445.72
0174-404-090	1	445.73	(0.01)	445.72
0174-404-100	1	445.73	(0.01)	445.72
0174-404-110	1	445.73	(0.01)	445.72
0174-404-120	1	445.73	(0.01)	445.72
0174-405-010	1	445.73	(0.01)	445.72
0174-405-020	1	445.73	(0.01)	445.72
0174-405-030	1	445.73	(0.01)	445.72
0174-405-040	1	445.73	(0.01)	445.72
0174-405-050	1	445.73	(0.01)	445.72
0174-405-060	1	445.73	(0.01)	445.72
0174-405-070	1	445.73	(0.01)	445.72
0174-405-080	1	445.73	(0.01)	445.72
0174-405-090	1	445.73	(0.01)	445.72
0174-405-100	1	445.73	(0.01)	445.72
0174-405-110	1	445.73	(0.01)	445.72
0174-405-120	1	445.73	(0.01)	445.72
0174-406-010	1	445.73	(0.01)	445.72
0174-406-020	1	445.73	(0.01)	445.72
0174-406-030	1	445.73	(0.01)	445.72
0174-406-040	1	445.73	(0.01)	445.72
0174-406-050	1	445.73	(0.01)	445.72
0174-406-060	1	445.73	(0.01)	445.72
0174-406-070	1	445.73	(0.01)	445.72
0174-406-080	1	445.73	(0.01)	445.72

Slight variances may occur due to rounding

Copyright © 2013 by NBS

City of Suisun City
Peterson Ranch Maintenance Assessment District
Assessment Roll for Fiscal Year 2024/25

Account Number	Units	Levy	Rounding Adjustment	Grand Total
0174-406-090	1	445.73	(0.01)	445.72
0174-431-020	1	445.73	(0.01)	445.72
0174-431-030	1	445.73	(0.01)	445.72
0174-431-040	1	445.73	(0.01)	445.72
0174-431-050	1	445.73	(0.01)	445.72
0174-431-060	1	445.73	(0.01)	445.72
0174-431-070	1	445.73	(0.01)	445.72
0174-431-080	1	445.73	(0.01)	445.72
0174-431-090	1	445.73	(0.01)	445.72
0174-431-100	1	445.73	(0.01)	445.72
0174-431-110	1	445.73	(0.01)	445.72
0174-431-120	1	445.73	(0.01)	445.72
0174-431-130	1	445.73	(0.01)	445.72
0174-432-010	1	445.73	(0.01)	445.72
0174-432-020	1	445.73	(0.01)	445.72
0174-432-030	1	445.73	(0.01)	445.72
0174-432-040	1	445.73	(0.01)	445.72
0174-432-050	1	445.73	(0.01)	445.72
0174-432-060	1	445.73	(0.01)	445.72
0174-432-070	1	445.73	(0.01)	445.72
0174-432-080	1	445.73	(0.01)	445.72
0174-432-090	1	445.73	(0.01)	445.72
0174-432-100	1	445.73	(0.01)	445.72
0174-432-110	1	445.73	(0.01)	445.72
0174-432-120	1	445.73	(0.01)	445.72
0174-432-130	1	445.73	(0.01)	445.72
0174-432-140	1	445.73	(0.01)	445.72
0174-432-150	1	445.73	(0.01)	445.72
0174-432-160	1	445.73	(0.01)	445.72
0174-432-170	1	445.73	(0.01)	445.72
0174-432-180	1	445.73	(0.01)	445.72
0174-432-190	1	445.73	(0.01)	445.72
0174-432-200	1	445.73	(0.01)	445.72
0174-461-010	1	445.73	(0.01)	445.72
0174-461-020	1	445.73	(0.01)	445.72
0174-461-030	1	445.73	(0.01)	445.72
0174-461-040	1	445.73	(0.01)	445.72
0174-461-050	1	445.73	(0.01)	445.72
0174-461-060	1	445.73	(0.01)	445.72
0174-461-070	1	445.73	(0.01)	445.72
0174-461-080	1	445.73	(0.01)	445.72
0174-461-090	1	445.73	(0.01)	445.72

Slight variances may occur due to rounding

Copyright © 2013 by NBS

City of Suisun City
Peterson Ranch Maintenance Assessment District
Assessment Roll for Fiscal Year 2024/25

Account Number	Units	Levy	Rounding Adjustment	Grand Total
0174-461-100	1	445.73	(0.01)	445.72
0174-461-110	1	445.73	(0.01)	445.72
0174-461-120	1	445.73	(0.01)	445.72
0174-461-130	1	445.73	(0.01)	445.72
0174-461-140	1	445.73	(0.01)	445.72
0174-461-150	1	445.73	(0.01)	445.72
0174-461-160	1	445.73	(0.01)	445.72
0174-461-170	1	445.73	(0.01)	445.72
0174-461-180	1	445.73	(0.01)	445.72
0174-461-190	1	445.73	(0.01)	445.72
0174-461-200	1	445.73	(0.01)	445.72
0174-461-210	1	445.73	(0.01)	445.72
0174-461-220	1	445.73	(0.01)	445.72
0174-461-230	1	445.73	(0.01)	445.72
0174-461-240	1	445.73	(0.01)	445.72
0174-461-250	1	445.73	(0.01)	445.72
0174-461-260	1	445.73	(0.01)	445.72
0174-461-270	1	445.73	(0.01)	445.72
0174-461-280	1	445.73	(0.01)	445.72
0174-461-290	1	445.73	(0.01)	445.72
0174-461-300	1	445.73	(0.01)	445.72
0174-461-310	1	445.73	(0.01)	445.72
0174-461-320	1	445.73	(0.01)	445.72
0174-461-330	1	445.73	(0.01)	445.72
0174-461-340	1	445.73	(0.01)	445.72
0174-462-010	1	445.73	(0.01)	445.72
0174-462-020	1	445.73	(0.01)	445.72
0174-462-030	1	445.73	(0.01)	445.72
0174-462-040	1	445.73	(0.01)	445.72
0174-462-050	1	445.73	(0.01)	445.72
0174-462-060	1	445.73	(0.01)	445.72
0174-462-070	1	445.73	(0.01)	445.72
0174-462-080	1	445.73	(0.01)	445.72
0174-462-090	1	445.73	(0.01)	445.72
0174-462-100	1	445.73	(0.01)	445.72
0174-462-110	1	445.73	(0.01)	445.72
0174-462-120	1	445.73	(0.01)	445.72
0174-462-130	1	445.73	(0.01)	445.72
0174-462-140	1	445.73	(0.01)	445.72
0174-471-010	1	445.73	(0.01)	445.72
0174-471-020	1	445.73	(0.01)	445.72
0174-471-030	1	445.73	(0.01)	445.72

Slight variances may occur due to rounding

Copyright © 2013 by NBS

City of Suisun City
Peterson Ranch Maintenance Assessment District
Assessment Roll for Fiscal Year 2024/25

Account Number	Units	Levy	Rounding Adjustment	Grand Total
0174-471-040	1	445.73	(0.01)	445.72
0174-471-050	1	445.73	(0.01)	445.72
0174-472-020	1	445.73	(0.01)	445.72
0174-472-030	1	445.73	(0.01)	445.72
0174-472-040	1	445.73	(0.01)	445.72
0174-472-050	1	445.73	(0.01)	445.72
0174-472-060	1	445.73	(0.01)	445.72
0174-472-070	1	445.73	(0.01)	445.72
0174-472-080	1	445.73	(0.01)	445.72
0174-472-090	1	445.73	(0.01)	445.72
0174-472-100	1	445.73	(0.01)	445.72
0174-472-110	1	445.73	(0.01)	445.72
0174-472-120	1	445.73	(0.01)	445.72
0174-472-130	1	445.73	(0.01)	445.72
0174-472-140	1	445.73	(0.01)	445.72
0174-472-150	1	445.73	(0.01)	445.72
0174-472-160	1	445.73	(0.01)	445.72
0174-472-170	1	445.73	(0.01)	445.72
0174-472-180	1	445.73	(0.01)	445.72
0174-472-190	1	445.73	(0.01)	445.72
0174-472-200	1	445.73	(0.01)	445.72
0174-472-210	1	445.73	(0.01)	445.72
0174-473-010	1	445.73	(0.01)	445.72
0174-473-020	1	445.73	(0.01)	445.72
0174-473-030	1	445.73	(0.01)	445.72
0174-473-040	1	445.73	(0.01)	445.72
0174-473-050	1	445.73	(0.01)	445.72
0174-473-060	1	445.73	(0.01)	445.72
0174-473-070	1	445.73	(0.01)	445.72
0174-473-080	1	445.73	(0.01)	445.72
0174-473-090	1	445.73	(0.01)	445.72
0174-473-100	1	445.73	(0.01)	445.72
0174-473-110	1	445.73	(0.01)	445.72
0174-473-120	1	445.73	(0.01)	445.72
0174-473-130	1	445.73	(0.01)	445.72
0174-473-140	1	445.73	(0.01)	445.72
0174-481-010	1	445.73	(0.01)	445.72
0174-481-020	1	445.73	(0.01)	445.72
0174-481-030	1	445.73	(0.01)	445.72
0174-481-040	1	445.73	(0.01)	445.72
0174-481-050	1	445.73	(0.01)	445.72
0174-481-060	1	445.73	(0.01)	445.72

Slight variances may occur due to rounding

Copyright © 2013 by NBS

City of Suisun City
Peterson Ranch Maintenance Assessment District
Assessment Roll for Fiscal Year 2024/25

Account Number	Units	Levy	Rounding Adjustment	Grand Total
0174-481-070	1	445.73	(0.01)	445.72
0174-481-080	1	445.73	(0.01)	445.72
0174-481-090	1	445.73	(0.01)	445.72
0174-481-100	1	445.73	(0.01)	445.72
0174-481-110	1	445.73	(0.01)	445.72
0174-481-120	1	445.73	(0.01)	445.72
0174-481-130	1	445.73	(0.01)	445.72
0174-481-140	1	445.73	(0.01)	445.72
0174-481-150	1	445.73	(0.01)	445.72
0174-481-160	1	445.73	(0.01)	445.72
0174-481-170	1	445.73	(0.01)	445.72
0174-481-180	1	445.73	(0.01)	445.72
0174-481-190	1	445.73	(0.01)	445.72
0174-481-200	1	445.73	(0.01)	445.72
0174-481-210	1	445.73	(0.01)	445.72
0174-481-220	1	445.73	(0.01)	445.72
0174-481-230	1	445.73	(0.01)	445.72
0174-481-240	1	445.73	(0.01)	445.72
0174-481-250	1	445.73	(0.01)	445.72
0174-481-260	1	445.73	(0.01)	445.72
0174-482-010	1	445.73	(0.01)	445.72
0174-482-020	1	445.73	(0.01)	445.72
0174-482-030	1	445.73	(0.01)	445.72
0174-482-040	1	445.73	(0.01)	445.72
0174-482-050	1	445.73	(0.01)	445.72
0174-482-060	1	445.73	(0.01)	445.72
0174-482-070	1	445.73	(0.01)	445.72
0174-482-080	1	445.73	(0.01)	445.72
0174-482-090	1	445.73	(0.01)	445.72
0174-482-100	1	445.73	(0.01)	445.72
0174-482-110	1	445.73	(0.01)	445.72
0174-482-120	1	445.73	(0.01)	445.72
0174-482-130	1	445.73	(0.01)	445.72
0174-482-140	1	445.73	(0.01)	445.72
0174-482-150	1	445.73	(0.01)	445.72
0174-482-160	1	445.73	(0.01)	445.72
0174-482-170	1	445.73	(0.01)	445.72
0174-482-180	1	445.73	(0.01)	445.72
0174-482-190	1	445.73	(0.01)	445.72
0174-482-200	1	445.73	(0.01)	445.72
0174-491-010	1	445.73	(0.01)	445.72
0174-491-020	1	445.73	(0.01)	445.72

Slight variances may occur due to rounding

Copyright © 2013 by NBS

City of Suisun City
Peterson Ranch Maintenance Assessment District
Assessment Roll for Fiscal Year 2024/25

Account Number	Units	Levy	Rounding Adjustment	Grand Total
0174-491-030	1	445.73	(0.01)	445.72
0174-491-040	1	445.73	(0.01)	445.72
0174-491-050	1	445.73	(0.01)	445.72
0174-491-060	1	445.73	(0.01)	445.72
0174-491-070	1	445.73	(0.01)	445.72
0174-491-080	1	445.73	(0.01)	445.72
0174-491-090	1	445.73	(0.01)	445.72
0174-491-100	1	445.73	(0.01)	445.72
0174-491-110	1	445.73	(0.01)	445.72
0174-491-120	1	445.73	(0.01)	445.72
0174-491-130	1	445.73	(0.01)	445.72
0174-491-140	1	445.73	(0.01)	445.72
0174-491-150	1	445.73	(0.01)	445.72
0174-491-160	1	445.73	(0.01)	445.72
0174-491-170	1	445.73	(0.01)	445.72
0174-491-190	1	445.73	(0.01)	445.72
0174-491-200	1	445.73	(0.01)	445.72
0174-491-210	1	445.73	(0.01)	445.72
0174-491-220	1	445.73	(0.01)	445.72
0174-491-230	1	445.73	(0.01)	445.72
0174-491-240	1	445.73	(0.01)	445.72
0174-491-250	1	445.73	(0.01)	445.72
0174-491-260	1	445.73	(0.01)	445.72
0174-491-270	1	445.73	(0.01)	445.72
0174-491-280	1	445.73	(0.01)	445.72
0174-491-290	1	445.73	(0.01)	445.72
0174-491-300	1	445.73	(0.01)	445.72
0174-491-310	1	445.73	(0.01)	445.72
0174-491-320	1	445.73	(0.01)	445.72
0174-492-010	1	445.73	(0.01)	445.72
0174-492-020	1	445.73	(0.01)	445.72
0174-492-030	1	445.73	(0.01)	445.72
0174-492-040	1	445.73	(0.01)	445.72
0174-492-050	1	445.73	(0.01)	445.72
0174-492-060	1	445.73	(0.01)	445.72
0174-492-070	1	445.73	(0.01)	445.72
0174-492-080	1	445.73	(0.01)	445.72
0174-501-010	1	445.73	(0.01)	445.72
0174-501-020	1	445.73	(0.01)	445.72
0174-501-030	1	445.73	(0.01)	445.72
0174-501-040	1	445.73	(0.01)	445.72
0174-501-050	1	445.73	(0.01)	445.72

Slight variances may occur due to rounding

Copyright © 2013 by NBS

City of Suisun City
Peterson Ranch Maintenance Assessment District
Assessment Roll for Fiscal Year 2024/25

Account Number	Units	Levy	Rounding Adjustment	Grand Total
0174-501-060	1	445.73	(0.01)	445.72
0174-501-070	1	445.73	(0.01)	445.72
0174-501-080	1	445.73	(0.01)	445.72
0174-501-090	1	445.73	(0.01)	445.72
0174-501-100	1	445.73	(0.01)	445.72
0174-501-110	1	445.73	(0.01)	445.72
0174-501-120	1	445.73	(0.01)	445.72
0174-501-130	1	445.73	(0.01)	445.72
0174-501-140	1	445.73	(0.01)	445.72
0174-501-150	1	445.73	(0.01)	445.72
0174-501-160	1	445.73	(0.01)	445.72
0174-501-170	1	445.73	(0.01)	445.72
0174-501-180	1	445.73	(0.01)	445.72
0174-501-190	1	445.73	(0.01)	445.72
0174-501-200	1	445.73	(0.01)	445.72
0174-502-010	1	445.73	(0.01)	445.72
0174-502-020	1	445.73	(0.01)	445.72
0174-502-030	1	445.73	(0.01)	445.72
0174-502-040	1	445.73	(0.01)	445.72
0174-502-050	1	445.73	(0.01)	445.72
0174-502-060	1	445.73	(0.01)	445.72
0174-502-070	1	445.73	(0.01)	445.72
0174-502-080	1	445.73	(0.01)	445.72
0174-502-090	1	445.73	(0.01)	445.72
0174-502-100	1	445.73	(0.01)	445.72
0174-502-110	1	445.73	(0.01)	445.72
0174-502-120	1	445.73	(0.01)	445.72
0174-502-130	1	445.73	(0.01)	445.72
0174-502-140	1	445.73	(0.01)	445.72
0174-502-150	1	445.73	(0.01)	445.72
0174-502-160	1	445.73	(0.01)	445.72
0174-502-170	1	445.73	(0.01)	445.72
0174-502-180	1	445.73	(0.01)	445.72
0174-503-010	1	445.73	(0.01)	445.72
0174-503-020	1	445.73	(0.01)	445.72
0174-503-030	1	445.73	(0.01)	445.72
0174-503-040	1	445.73	(0.01)	445.72
0174-503-050	1	445.73	(0.01)	445.72
0174-503-060	1	445.73	(0.01)	445.72
0174-503-070	1	445.73	(0.01)	445.72
0174-503-080	1	445.73	(0.01)	445.72
0174-503-090	1	445.73	(0.01)	445.72

Slight variances may occur due to rounding

Copyright © 2013 by NBS

City of Suisun City
Peterson Ranch Maintenance Assessment District
Assessment Roll for Fiscal Year 2024/25

Account Number	Units	Levy	Rounding Adjustment	Grand Total
0174-511-010	1	445.73	(0.01)	445.72
0174-511-020	1	445.73	(0.01)	445.72
0174-511-030	1	445.73	(0.01)	445.72
0174-511-040	1	445.73	(0.01)	445.72
0174-511-050	1	445.73	(0.01)	445.72
0174-511-060	1	445.73	(0.01)	445.72
0174-511-070	1	445.73	(0.01)	445.72
0174-511-080	1	445.73	(0.01)	445.72
0174-511-090	1	445.73	(0.01)	445.72
0174-511-100	1	445.73	(0.01)	445.72
0174-511-110	1	445.73	(0.01)	445.72
0174-511-120	1	445.73	(0.01)	445.72
0174-511-130	1	445.73	(0.01)	445.72
0174-511-140	1	445.73	(0.01)	445.72
0174-512-010	1	445.73	(0.01)	445.72
0174-512-020	1	445.73	(0.01)	445.72
0174-512-030	1	445.73	(0.01)	445.72
0174-512-040	1	445.73	(0.01)	445.72
0174-512-050	1	445.73	(0.01)	445.72
0174-512-060	1	445.73	(0.01)	445.72
0174-512-070	1	445.73	(0.01)	445.72
0174-512-080	1	445.73	(0.01)	445.72
0174-512-090	1	445.73	(0.01)	445.72
0174-512-100	1	445.73	(0.01)	445.72
0174-513-010	1	445.73	(0.01)	445.72
0174-513-020	1	445.73	(0.01)	445.72
0174-513-030	1	445.73	(0.01)	445.72
0174-513-040	1	445.73	(0.01)	445.72
0174-513-050	1	445.73	(0.01)	445.72
0174-513-060	1	445.73	(0.01)	445.72
0174-513-070	1	445.73	(0.01)	445.72
0174-513-080	1	445.73	(0.01)	445.72
0174-513-090	1	445.73	(0.01)	445.72
0174-513-100	1	445.73	(0.01)	445.72
0174-514-030	1	445.73	(0.01)	445.72
0174-514-040	1	445.73	(0.01)	445.72
0174-514-050	1	445.73	(0.01)	445.72
0174-514-060	1	445.73	(0.01)	445.72
0174-514-070	1	445.73	(0.01)	445.72
0174-514-080	1	445.73	(0.01)	445.72
0174-514-090	1	445.73	(0.01)	445.72
0174-514-110	1	445.73	(0.01)	445.72

Slight variances may occur due to rounding

Copyright © 2013 by NBS

City of Suisun City
Peterson Ranch Maintenance Assessment District
Assessment Roll for Fiscal Year 2024/25

Account Number	Units	Levy	Rounding Adjustment	Grand Total
0174-514-120	1	445.73	(0.01)	445.72
0174-514-130	1	445.73	(0.01)	445.72
0174-514-140	1	445.73	(0.01)	445.72
0174-514-150	1	445.73	(0.01)	445.72
0174-514-160	1	445.73	(0.01)	445.72
0174-514-170	1	445.73	(0.01)	445.72
0174-514-180	1	445.73	(0.01)	445.72
0174-514-190	1	445.73	(0.01)	445.72
0174-514-200	1	445.73	(0.01)	445.72
0174-514-210	1	445.73	(0.01)	445.72
0174-514-220	1	445.73	(0.01)	445.72
0174-514-230	1	445.73	(0.01)	445.72
0174-514-240	1	445.73	(0.01)	445.72
0174-514-250	1	445.73	(0.01)	445.72
0174-514-260	1	445.73	(0.01)	445.72
0174-514-270	1	445.73	(0.01)	445.72
0174-514-280	1	445.73	(0.01)	445.72
605 Accounts	**605**	**$269,666.65**	**($6.05)**	**$269,660.60**

Slight variances may occur due to rounding

Copyright © 2013 by NBS

City of Suisun City

Victorian Harbor Maintenance Assessment District Zone A Maintenance

Assessment Roll for Fiscal Year 2024/25

Account Number	Units	Levy	Rounding Adjustment	Grand Total
0032-073-010	1	$962.79	($0.01)	$962.78
0032-073-020	1	962.79	(0.01)	962.78
0032-073-030	1	962.79	(0.01)	962.78
0032-073-040	1	962.79	(0.01)	962.78
0032-073-050	1	962.79	(0.01)	962.78
0032-073-060	1	962.79	(0.01)	962.78
0032-073-070	1	962.79	(0.01)	962.78
0032-073-080	1	962.79	(0.01)	962.78
0032-073-090	1	962.79	(0.01)	962.78
0032-073-100	1	962.79	(0.01)	962.78
0032-073-110	1	962.79	(0.01)	962.78
0032-073-120	1	962.79	(0.01)	962.78
0032-073-130	1	962.79	(0.01)	962.78
0032-073-140	1	962.79	(0.01)	962.78
0032-073-150	1	962.79	(0.01)	962.78
0032-073-160	1	962.79	(0.01)	962.78
0032-073-170	1	962.79	(0.01)	962.78
0032-073-180	1	962.79	(0.01)	962.78
0032-073-190	1	962.79	(0.01)	962.78
0032-073-200	1	962.79	(0.01)	962.78
0032-074-010	1	962.79	(0.01)	962.78
0032-074-020	1	962.79	(0.01)	962.78
0032-074-030	1	962.79	(0.01)	962.78
0032-074-040	1	962.79	(0.01)	962.78
0032-074-050	1	962.79	(0.01)	962.78
0032-074-060	1	962.79	(0.01)	962.78
0032-074-070	1	962.79	(0.01)	962.78
0032-074-080	1	962.79	(0.01)	962.78
0032-074-090	1	962.79	(0.01)	962.78
0032-074-100	1	962.79	(0.01)	962.78
0032-074-110	1	962.79	(0.01)	962.78
0032-074-120	1	962.79	(0.01)	962.78
0032-074-130	1	962.79	(0.01)	962.78
0032-074-140	1	962.79	(0.01)	962.78
0032-074-150	1	962.79	(0.01)	962.78
0032-074-160	1	962.79	(0.01)	962.78
0032-074-170	1	962.79	(0.01)	962.78
0032-074-180	1	962.79	(0.01)	962.78
0032-074-190	1	962.79	(0.01)	962.78
0032-074-200	1	962.79	(0.01)	962.78
0032-074-210	1	962.79	(0.01)	962.78
0032-075-010	1	962.79	(0.01)	962.78

Slight variances may occur due to rounding

Copyright © 2013 by NBS

City of Suisun City

Victorian Harbor Maintenance Assessment District Zone A Maintenance

Assessment Roll for Fiscal Year 2024/25

Account Number	Units	Levy	Rounding Adjustment	Grand Total
0032-075-020	1	962.79	(0.01)	962.78
0032-075-030	1	962.79	(0.01)	962.78
0032-075-040	1	962.79	(0.01)	962.78
0032-075-050	1	962.79	(0.01)	962.78
0032-075-060	1	962.79	(0.01)	962.78
0032-075-070	1	962.79	(0.01)	962.78
0032-075-080	1	962.79	(0.01)	962.78
0032-075-090	1	962.79	(0.01)	962.78
0032-075-100	1	962.79	(0.01)	962.78
0032-075-110	1	962.79	(0.01)	962.78
0032-075-120	1	962.79	(0.01)	962.78
0032-075-130	1	962.79	(0.01)	962.78
0032-075-140	1	962.79	(0.01)	962.78
0032-075-150	1	962.79	(0.01)	962.78
0032-075-160	1	962.79	(0.01)	962.78
0032-075-170	1	962.79	(0.01)	962.78
0032-075-180	1	962.79	(0.01)	962.78
0032-076-010	1	962.79	(0.01)	962.78
0032-076-020	1	962.79	(0.01)	962.78
0032-076-030	1	962.79	(0.01)	962.78
0032-076-040	1	962.79	(0.01)	962.78
0032-076-050	1	962.79	(0.01)	962.78
0032-076-060	1	962.79	(0.01)	962.78
0032-076-070	1	962.79	(0.01)	962.78
0032-076-080	1	962.79	(0.01)	962.78
0032-076-090	1	962.79	(0.01)	962.78
0032-076-100	1	962.79	(0.01)	962.78
0032-076-110	1	962.79	(0.01)	962.78
0032-076-120	1	962.79	(0.01)	962.78
0032-076-130	1	962.79	(0.01)	962.78
0032-076-140	1	962.79	(0.01)	962.78
0032-076-150	1	962.79	(0.01)	962.78
0032-076-160	1	962.79	(0.01)	962.78
0032-076-170	1	962.79	(0.01)	962.78
0032-077-010	1	962.79	(0.01)	962.78
0032-077-020	1	962.79	(0.01)	962.78
0032-077-030	1	962.79	(0.01)	962.78
0032-077-040	1	962.79	(0.01)	962.78
0032-077-050	1	962.79	(0.01)	962.78
0032-077-060	1	962.79	(0.01)	962.78
0032-077-070	1	962.79	(0.01)	962.78
0032-077-080	1	962.79	(0.01)	962.78

Slight variances may occur due to rounding

Copyright © 2013 by NBS

City of Suisun City

Victorian Harbor Maintenance Assessment District Zone A Maintenance Assessment Roll for Fiscal Year 2024/25

Account Number	Units	Levy	Rounding Adjustment	Grand Total
0032-077-090	1	962.79	(0.01)	962.78
0032-077-100	1	962.79	(0.01)	962.78
0032-077-110	1	962.79	(0.01)	962.78
0032-077-120	1	962.79	(0.01)	962.78
0032-077-130	1	962.79	(0.01)	962.78
0032-077-140	1	962.79	(0.01)	962.78
0032-077-150	1	962.79	(0.01)	962.78
0032-077-160	1	962.79	(0.01)	962.78
0032-077-170	1	962.79	(0.01)	962.78
0032-077-180	1	962.79	(0.01)	962.78
94 Accounts	**94**	**$90,502.26**	**($0.94)**	**$90,501.32**

Slight variances may occur due to rounding

Copyright © 2013 by NBS

City of Suisun City

Victorian Harbor Maintenance Assessment District Zone A Dredging

Assessment Roll for Fiscal Year 2024/25

Account Number	Units	Levy	Rounding Adjustment	Grand Total
0032-073-010	1	$347.25	($0.01)	$347.24
0032-073-020	1	347.25	(0.01)	347.24
0032-073-030	1	347.25	(0.01)	347.24
0032-073-040	1	347.25	(0.01)	347.24
0032-073-050	1	347.25	(0.01)	347.24
0032-073-060	1	347.25	(0.01)	347.24
0032-073-070	1	347.25	(0.01)	347.24
0032-073-080	1	347.25	(0.01)	347.24
0032-073-090	1	347.25	(0.01)	347.24
0032-073-100	1	347.25	(0.01)	347.24
0032-073-110	1	347.25	(0.01)	347.24
0032-073-120	1	347.25	(0.01)	347.24
0032-073-130	1	347.25	(0.01)	347.24
0032-073-140	1	347.25	(0.01)	347.24
0032-073-150	1	347.25	(0.01)	347.24
0032-073-160	1	347.25	(0.01)	347.24
0032-073-170	1	347.25	(0.01)	347.24
0032-073-180	1	347.25	(0.01)	347.24
0032-073-190	1	347.25	(0.01)	347.24
0032-073-200	1	347.25	(0.01)	347.24
0032-074-010	1	347.25	(0.01)	347.24
0032-074-020	1	347.25	(0.01)	347.24
0032-074-030	1	347.25	(0.01)	347.24
0032-074-040	1	347.25	(0.01)	347.24
0032-074-050	1	347.25	(0.01)	347.24
0032-074-060	1	347.25	(0.01)	347.24
0032-074-070	1	347.25	(0.01)	347.24
0032-074-080	1	347.25	(0.01)	347.24
0032-074-090	1	347.25	(0.01)	347.24
0032-074-100	1	347.25	(0.01)	347.24
0032-074-110	1	347.25	(0.01)	347.24
0032-074-120	1	347.25	(0.01)	347.24
0032-074-130	1	347.25	(0.01)	347.24
0032-074-140	1	347.25	(0.01)	347.24
0032-074-150	1	347.25	(0.01)	347.24
0032-074-160	1	347.25	(0.01)	347.24
0032-074-170	1	347.25	(0.01)	347.24
0032-074-180	1	347.25	(0.01)	347.24
0032-074-190	1	347.25	(0.01)	347.24
0032-074-200	1	347.25	(0.01)	347.24
0032-074-210	1	347.25	(0.01)	347.24
0032-075-010	1	347.25	(0.01)	347.24

Slight variances may occur due to rounding

Copyright © 2013 by NBS

City of Suisun City

Victorian Harbor Maintenance Assessment District Zone A Dredging

Assessment Roll for Fiscal Year 2024/25

Account Number	Units	Levy	Rounding Adjustment	Grand Total
0032-075-020	1	347.25	(0.01)	347.24
0032-075-030	1	347.25	(0.01)	347.24
0032-075-040	1	347.25	(0.01)	347.24
0032-075-050	1	347.25	(0.01)	347.24
0032-075-060	1	347.25	(0.01)	347.24
0032-075-070	1	347.25	(0.01)	347.24
0032-075-080	1	347.25	(0.01)	347.24
0032-075-090	1	347.25	(0.01)	347.24
0032-075-100	1	347.25	(0.01)	347.24
0032-075-110	1	347.25	(0.01)	347.24
0032-075-120	1	347.25	(0.01)	347.24
0032-075-130	1	347.25	(0.01)	347.24
0032-075-140	1	347.25	(0.01)	347.24
0032-075-150	1	347.25	(0.01)	347.24
0032-075-160	1	347.25	(0.01)	347.24
0032-075-170	1	347.25	(0.01)	347.24
0032-075-180	1	347.25	(0.01)	347.24
0032-076-010	1	347.25	(0.01)	347.24
0032-076-020	1	347.25	(0.01)	347.24
0032-076-030	1	347.25	(0.01)	347.24
0032-076-040	1	347.25	(0.01)	347.24
0032-076-050	1	347.25	(0.01)	347.24
0032-076-060	1	347.25	(0.01)	347.24
0032-076-070	1	347.25	(0.01)	347.24
0032-076-080	1	347.25	(0.01)	347.24
0032-076-090	1	347.25	(0.01)	347.24
0032-076-100	1	347.25	(0.01)	347.24
0032-076-110	1	347.25	(0.01)	347.24
0032-076-120	1	347.25	(0.01)	347.24
0032-076-130	1	347.25	(0.01)	347.24
0032-076-140	1	347.25	(0.01)	347.24
0032-076-150	1	347.25	(0.01)	347.24
0032-076-160	1	347.25	(0.01)	347.24
0032-076-170	1	347.25	(0.01)	347.24
0032-077-010	1	347.25	(0.01)	347.24
0032-077-020	1	347.25	(0.01)	347.24
0032-077-030	1	347.25	(0.01)	347.24
0032-077-040	1	347.25	(0.01)	347.24
0032-077-050	1	347.25	(0.01)	347.24
0032-077-060	1	347.25	(0.01)	347.24
0032-077-070	1	347.25	(0.01)	347.24
0032-077-080	1	347.25	(0.01)	347.24

Slight variances may occur due to rounding

Copyright © 2013 by NBS

City of Suisun City

Victorian Harbor Maintenance Assessment District Zone A Dredging

Assessment Roll for Fiscal Year 2024/25

Account Number	Units	Levy	Rounding Adjustment	Grand Total
0032-077-090	1	347.25	(0.01)	347.24
0032-077-100	1	347.25	(0.01)	347.24
0032-077-110	1	347.25	(0.01)	347.24
0032-077-120	1	347.25	(0.01)	347.24
0032-077-130	1	347.25	(0.01)	347.24
0032-077-140	1	347.25	(0.01)	347.24
0032-077-150	1	347.25	(0.01)	347.24
0032-077-160	1	347.25	(0.01)	347.24
0032-077-170	1	347.25	(0.01)	347.24
0032-077-180	1	347.25	(0.01)	347.24
94 Accounts	**94**	**$32,641.50**	**($0.94)**	**$32,640.56**

Slight variances may occur due to rounding

Copyright © 2013 by NBS

City of Suisun City

Victorian Harbor Maintenance Assessment District Zone B Maintenance

Assessment Roll for Fiscal Year 2024/25

Account Number	Units	Levy	Rounding Adjustment	Grand Total
0032-101-420	7	$6,739.57	($0.01)	$6,739.56
0032-101-440	1	962.79	(0.01)	962.78
0032-101-450	1	962.79	(0.01)	962.78
0032-101-460	1	962.79	(0.01)	962.78
0032-101-470	1	962.79	(0.01)	962.78
0032-101-480	1	962.79	(0.01)	962.78
0032-102-160	8.95	8,617.02	0.00	8,617.02
7 Accounts	**20.95**	**$20,170.54**	**($0.06)**	**$20,170.48**

Slight variances may occur due to rounding

Copyright © 2013 by NBS

City of Suisun City

Victorian Harbor Maintenance Assessment District Zone B Dredging

Assessment Roll for Fiscal Year 2024/25

Account Number	Units	Levy	Rounding Adjustment	Grand Total
0032-101-420	7	$2,430.76	$0.00	$2,430.76
0032-101-440	1	347.25	(0.01)	347.24
0032-101-450	1	347.25	(0.01)	347.24
0032-101-460	1	347.25	(0.01)	347.24
0032-101-470	1	347.25	(0.01)	347.24
0032-101-480	1	347.25	(0.01)	347.24
0032-102-160	8.95	3,107.90	0.00	3,107.90
7 Accounts	**20.95**	**$7,274.91**	**($0.05)**	**$7,274.86**

Slight variances may occur due to rounding

Copyright © 2013 by NBS

City of Suisun City

Victorian Harbor Maintenance Assessment District Zone C-D Maintenance

Assessment Roll for Fiscal Year 2024/25

Account Number	Units	Levy	Rounding Adjustment	Grand Total
0032-051-060	0	$2,094.72	$0.00	$2,094.72
0032-051-090	0	3,293.77	(0.01)	3,293.76
0032-061-020	0	15,024.25	(0.01)	15,024.24
0032-061-390	0	2,484.78	0.00	2,484.78
0032-061-400	0	20,369.42	0.00	20,369.42
0032-061-440	0	11,773.81	(0.01)	11,773.80
0032-091-180	0	7,266.54	0.00	7,266.54
0032-091-190	0	15,847.70	0.00	15,847.70
0032-091-200	0	2,975.95	(0.01)	2,975.94
0032-141-110	0	1,401.30	0.00	1,401.30
0032-141-130	0	2,426.99	(0.01)	2,426.98
0032-141-150	0	9,447.94	0.00	9,447.94
0032-142-180	0	895.67	(0.01)	895.66
0032-142-200	0	1,444.64	0.00	1,444.64
0032-142-210	0	1,155.71	(0.01)	1,155.70
0032-142-220	0	1,097.92	0.00	1,097.92
0032-142-240	0	2,426.99	(0.01)	2,426.98
0032-142-250	0	1,892.47	(0.01)	1,892.46
0032-142-280	0	2,268.08	0.00	2,268.08
0032-142-300	0	2,557.01	(0.01)	2,557.00
0032-172-100	0	1,444.64	0.00	1,444.64
0032-172-110	0	1,444.64	0.00	1,444.64
0032-172-120	0	1,444.64	0.00	1,444.64
0032-172-130	0	1,444.64	0.00	1,444.64
0032-172-140	0	1,444.64	0.00	1,444.64
0032-172-150	0	1,444.64	0.00	1,444.64
0032-172-160	0	1,444.64	0.00	1,444.64
0032-172-170	0	1,444.64	0.00	1,444.64
0032-172-180	0	1,444.64	0.00	1,444.64
0032-172-190	0	1,444.64	0.00	1,444.64
0032-172-200	0	1,444.64	0.00	1,444.64
0032-172-210	0	1,444.64	0.00	1,444.64
0032-172-230	0	1,444.64	0.00	1,444.64
0032-172-240	0	1,444.64	0.00	1,444.64
0032-172-250	0	1,444.64	0.00	1,444.64
0032-172-260	0	1,444.64	0.00	1,444.64
0032-172-270	0	1,444.64	0.00	1,444.64
0032-172-280	0	1,444.64	0.00	1,444.64
0032-172-290	0	1,444.64	0.00	1,444.64
0032-172-300	0	1,444.64	0.00	1,444.64
0032-172-310	0	1,444.64	0.00	1,444.64
0032-172-320	0	1,444.64	0.00	1,444.64

Slight variances may occur due to rounding

Copyright © 2013 by NBS

City of Suisun City

Victorian Harbor Maintenance Assessment District Zone C-D Maintenance Assessment Roll for Fiscal Year 2024/25

Account Number	Units	Levy	Rounding Adjustment	Grand Total
0032-173-010	0	1,444.64	0.00	1,444.64
0032-173-020	0	1,444.64	0.00	1,444.64
0032-173-030	0	1,444.64	0.00	1,444.64
0032-173-040	0	1,444.64	0.00	1,444.64
0032-200-320	0	19,502.64	0.00	19,502.64
0032-200-330	0	8,133.32	0.00	8,133.32
48 Accounts	**0**	**$173,342.26**	**($0.10)**	**$173,342.16**

Slight variances may occur due to rounding

Copyright © 2013 by NBS

City of Suisun City

Victorian Harbor Maintenance Assessment District Zone C-D Dredging

Assessment Roll for Fiscal Year 2024/25

Account Number	Units	Levy	Rounding Adjustment	Grand Total
0032-051-060	0	$503.51	($0.01)	$503.50
0032-051-090	0	791.73	(0.01)	791.72
0032-061-020	0	3,611.41	(0.01)	3,611.40
0032-061-390	0	597.27	(0.01)	597.26
0032-061-400	0	4,896.24	0.00	4,896.24
0032-061-410	0	819.51	(0.01)	819.50
0032-061-430	0	104.17	(0.01)	104.16
0032-061-440	0	3,420.42	0.00	3,420.42
0032-091-180	0	1,746.67	(0.01)	1,746.66
0032-091-190	0	3,809.35	(0.01)	3,809.34
0032-091-200	0	715.33	(0.01)	715.32
0032-091-220	0	277.80	0.00	277.80
0032-141-110	0	336.83	(0.01)	336.82
0032-141-130	0	583.38	0.00	583.38
0032-141-150	0	2,271.02	0.00	2,271.02
0032-142-180	0	215.29	(0.01)	215.28
0032-142-200	0	347.25	(0.01)	347.24
0032-142-210	0	277.80	0.00	277.80
0032-142-220	0	263.91	(0.01)	263.90
0032-142-240	0	583.38	0.00	583.38
0032-142-250	0	454.89	(0.01)	454.88
0032-142-280	0	545.18	0.00	545.18
0032-142-300	0	614.63	(0.01)	614.62
0032-172-100	0	347.25	(0.01)	347.24
0032-172-110	0	347.25	(0.01)	347.24
0032-172-120	0	347.25	(0.01)	347.24
0032-172-130	0	347.25	(0.01)	347.24
0032-172-140	0	347.25	(0.01)	347.24
0032-172-150	0	347.25	(0.01)	347.24
0032-172-160	0	347.25	(0.01)	347.24
0032-172-170	0	347.25	(0.01)	347.24
0032-172-180	0	347.25	(0.01)	347.24
0032-172-190	0	347.25	(0.01)	347.24
0032-172-200	0	347.25	(0.01)	347.24
0032-172-210	0	347.25	(0.01)	347.24
0032-172-230	0	347.25	(0.01)	347.24
0032-172-240	0	347.25	(0.01)	347.24
0032-172-250	0	347.25	(0.01)	347.24
0032-172-260	0	347.25	(0.01)	347.24
0032-172-270	0	347.25	(0.01)	347.24
0032-172-280	0	347.25	(0.01)	347.24
0032-172-290	0	347.25	(0.01)	347.24

Slight variances may occur due to rounding

Copyright © 2013 by NBS

City of Suisun City

Victorian Harbor Maintenance Assessment District Zone C-D Dredging

Assessment Roll for Fiscal Year 2024/25

Account Number	Units	Levy	Rounding Adjustment	Grand Total
0032-172-300	0	347.25	(0.01)	347.24
0032-172-310	0	347.25	(0.01)	347.24
0032-172-320	0	347.25	(0.01)	347.24
0032-173-010	0	347.25	(0.01)	347.24
0032-173-020	0	347.25	(0.01)	347.24
0032-173-030	0	347.25	(0.01)	347.24
0032-173-040	0	347.25	(0.01)	347.24
0032-200-320	0	4,687.89	(0.01)	4,687.88
0032-200-330	0	1,955.02	0.00	1,955.02
51 Accounts	**0**	**$43,458.38**	**($0.42)**	**$43,457.96**

Slight variances may occur due to rounding

Copyright © 2013 by NBS

City of Suisun City

Victorian Harbor Maintenance Assessment District Zone E Maintenance

Assessment Roll for Fiscal Year 2024/25

Account Number	Units	Levy	Rounding Adjustment	Grand Total
0032-471-010	1	$962.79	($0.01)	$962.78
0032-471-020	1	962.79	(0.01)	962.78
0032-471-040	1	962.79	(0.01)	962.78
0032-471-050	1	962.79	(0.01)	962.78
0032-472-010	1	962.79	(0.01)	962.78
0032-472-020	1	962.79	(0.01)	962.78
0032-472-030	1	962.79	(0.01)	962.78
0032-472-040	1	962.79	(0.01)	962.78
0032-472-050	1	962.79	(0.01)	962.78
0032-472-060	1	962.79	(0.01)	962.78
0032-472-070	1	962.79	(0.01)	962.78
0032-472-080	1	962.79	(0.01)	962.78
0032-472-090	1	962.79	(0.01)	962.78
0032-472-100	1	962.79	(0.01)	962.78
0032-472-110	1	962.79	(0.01)	962.78
0032-472-120	1	962.79	(0.01)	962.78
0032-472-130	1	962.79	(0.01)	962.78
0032-472-140	1	962.79	(0.01)	962.78
0032-472-150	1	962.79	(0.01)	962.78
0032-472-160	1	962.79	(0.01)	962.78
0032-472-180	1	962.79	(0.01)	962.78
0032-472-190	1	962.79	(0.01)	962.78
0032-472-200	1	962.79	(0.01)	962.78
0032-472-210	1	962.79	(0.01)	962.78
0032-472-220	1	962.79	(0.01)	962.78
0032-472-230	1	962.79	(0.01)	962.78
0032-472-240	1	962.79	(0.01)	962.78
0032-472-250	1	962.79	(0.01)	962.78
0032-472-260	1	962.79	(0.01)	962.78
0032-472-270	1	962.79	(0.01)	962.78
0032-472-280	1	962.79	(0.01)	962.78
0032-472-290	1	962.79	(0.01)	962.78
0032-473-010	1	962.79	(0.01)	962.78
0032-473-030	1	962.79	(0.01)	962.78
0032-473-040	1	962.79	(0.01)	962.78
0032-473-050	1	962.79	(0.01)	962.78
0032-474-010	1	962.79	(0.01)	962.78
0032-474-020	1	962.79	(0.01)	962.78
0032-474-030	1	962.79	(0.01)	962.78
0032-474-040	1	962.79	(0.01)	962.78
0032-474-050	1	962.79	(0.01)	962.78
0032-474-060	1	962.79	(0.01)	962.78

Slight variances may occur due to rounding

Copyright © 2013 by NBS

City of Suisun City

Victorian Harbor Maintenance Assessment District Zone E Maintenance

Assessment Roll for Fiscal Year 2024/25

Account Number	Units	Levy	Rounding Adjustment	Grand Total
0032-474-070	1	962.79	(0.01)	962.78
0032-474-100	1	962.79	(0.01)	962.78
0032-474-110	1	962.79	(0.01)	962.78
0032-474-120	1	962.79	(0.01)	962.78
0032-474-130	1	962.79	(0.01)	962.78
0032-474-140	1	962.79	(0.01)	962.78
0032-474-150	1	962.79	(0.01)	962.78
0032-474-160	1	962.79	(0.01)	962.78
0032-474-170	1	962.79	(0.01)	962.78
0032-474-180	1	962.79	(0.01)	962.78
0032-474-190	1	962.79	(0.01)	962.78
0032-474-200	1	962.79	(0.01)	962.78
0032-474-210	1	962.79	(0.01)	962.78
55 Accounts	**55**	**$52,953.45**	**($0.55)**	**$52,952.90**

Slight variances may occur due to rounding

Copyright © 2013 by NBS

City of Suisun City
Victorian Harbor Maintenance Assessment District Zone E Dredging
Assessment Roll for Fiscal Year 2024/25

Account Number	Units	Levy	Rounding Adjustment	Grand Total
0032-471-010	1	$347.25	($0.01)	$347.24
0032-471-020	1	347.25	(0.01)	347.24
0032-471-040	1	347.25	(0.01)	347.24
0032-471-050	1	347.25	(0.01)	347.24
0032-472-010	1	347.25	(0.01)	347.24
0032-472-020	1	347.25	(0.01)	347.24
0032-472-030	1	347.25	(0.01)	347.24
0032-472-040	1	347.25	(0.01)	347.24
0032-472-050	1	347.25	(0.01)	347.24
0032-472-060	1	347.25	(0.01)	347.24
0032-472-070	1	347.25	(0.01)	347.24
0032-472-080	1	347.25	(0.01)	347.24
0032-472-090	1	347.25	(0.01)	347.24
0032-472-100	1	347.25	(0.01)	347.24
0032-472-110	1	347.25	(0.01)	347.24
0032-472-120	1	347.25	(0.01)	347.24
0032-472-130	1	347.25	(0.01)	347.24
0032-472-140	1	347.25	(0.01)	347.24
0032-472-150	1	347.25	(0.01)	347.24
0032-472-160	1	347.25	(0.01)	347.24
0032-472-180	1	347.25	(0.01)	347.24
0032-472-190	1	347.25	(0.01)	347.24
0032-472-200	1	347.25	(0.01)	347.24
0032-472-210	1	347.25	(0.01)	347.24
0032-472-220	1	347.25	(0.01)	347.24
0032-472-230	1	347.25	(0.01)	347.24
0032-472-240	1	347.25	(0.01)	347.24
0032-472-250	1	347.25	(0.01)	347.24
0032-472-260	1	347.25	(0.01)	347.24
0032-472-270	1	347.25	(0.01)	347.24
0032-472-280	1	347.25	(0.01)	347.24
0032-472-290	1	347.25	(0.01)	347.24
0032-473-010	1	347.25	(0.01)	347.24
0032-473-030	1	347.25	(0.01)	347.24
0032-473-040	1	347.25	(0.01)	347.24
0032-473-050	1	347.25	(0.01)	347.24
0032-474-010	1	347.25	(0.01)	347.24
0032-474-020	1	347.25	(0.01)	347.24
0032-474-030	1	347.25	(0.01)	347.24
0032-474-040	1	347.25	(0.01)	347.24
0032-474-050	1	347.25	(0.01)	347.24
0032-474-060	1	347.25	(0.01)	347.24

Slight variances may occur due to rounding

Copyright © 2013 by NBS

City of Suisun City

Victorian Harbor Maintenance Assessment District Zone E Dredging

Assessment Roll for Fiscal Year 2024/25

Account Number	Units	Levy	Rounding Adjustment	Grand Total
0032-474-070	1	347.25	(0.01)	347.24
0032-474-100	1	347.25	(0.01)	347.24
0032-474-110	1	347.25	(0.01)	347.24
0032-474-120	1	347.25	(0.01)	347.24
0032-474-130	1	347.25	(0.01)	347.24
0032-474-140	1	347.25	(0.01)	347.24
0032-474-150	1	347.25	(0.01)	347.24
0032-474-160	1	347.25	(0.01)	347.24
0032-474-170	1	347.25	(0.01)	347.24
0032-474-180	1	347.25	(0.01)	347.24
0032-474-190	1	347.25	(0.01)	347.24
0032-474-200	1	347.25	(0.01)	347.24
0032-474-210	1	347.25	(0.01)	347.24
55 Accounts	**55**	**$19,098.75**	**($0.55)**	**$19,098.20**

Slight variances may occur due to rounding

Copyright © 2013 by NBS

City of Suisun City

Victorian Harbor Maintenance Assessment District Zone F Maintenance

Assessment Roll for Fiscal Year 2024/25

Account Number	Units	Levy	Rounding Adjustment	Grand Total
0032-291-070	1	$962.79	($0.01)	$962.78
0032-291-080	1	962.79	(0.01)	962.78
0032-291-090	1	962.79	(0.01)	962.78
0032-291-100	1	962.79	(0.01)	962.78
0032-291-110	1	962.79	(0.01)	962.78
0032-291-120	1	962.79	(0.01)	962.78
0032-291-130	1	962.79	(0.01)	962.78
0032-291-140	1	962.79	(0.01)	962.78
0032-291-150	1	962.79	(0.01)	962.78
0032-291-160	1	962.79	(0.01)	962.78
0032-291-170	1	962.79	(0.01)	962.78
0032-291-180	1	962.79	(0.01)	962.78
0032-291-190	1	962.79	(0.01)	962.78
0032-291-200	1	962.79	(0.01)	962.78
0032-291-210	1	962.79	(0.01)	962.78
0032-291-220	1	962.79	(0.01)	962.78
0032-291-230	1	962.79	(0.01)	962.78
0032-293-010	1	962.79	(0.01)	962.78
0032-293-020	1	962.79	(0.01)	962.78
0032-293-030	1	962.79	(0.01)	962.78
0032-293-040	1	962.79	(0.01)	962.78
0032-293-050	1	962.79	(0.01)	962.78
0032-293-070	1	962.79	(0.01)	962.78
0032-293-080	1	962.79	(0.01)	962.78
0032-293-090	1	962.79	(0.01)	962.78
0032-293-100	1	962.79	(0.01)	962.78
0032-293-110	1	962.79	(0.01)	962.78
0032-293-120	1	962.79	(0.01)	962.78
0032-293-130	1	962.79	(0.01)	962.78
0032-293-140	1	962.79	(0.01)	962.78
0032-293-150	1	962.79	(0.01)	962.78
0032-293-160	1	962.79	(0.01)	962.78
0032-293-170	1	962.79	(0.01)	962.78
0032-293-180	1	962.79	(0.01)	962.78
0032-293-190	1	962.79	(0.01)	962.78
0032-293-200	1	962.79	(0.01)	962.78
0032-293-210	1	962.79	(0.01)	962.78
0032-293-220	1	962.79	(0.01)	962.78
0032-293-230	1	962.79	(0.01)	962.78
0032-293-240	1	962.79	(0.01)	962.78
0032-293-250	1	962.79	(0.01)	962.78
0032-293-260	1	962.79	(0.01)	962.78

Slight variances may occur due to rounding

Copyright © 2013 by NBS

City of Suisun City

Victorian Harbor Maintenance Assessment District Zone F Maintenance

Assessment Roll for Fiscal Year 2024/25

Account Number	Units	Levy	Rounding Adjustment	Grand Total
0032-294-010	1	962.79	(0.01)	962.78
0032-294-020	1	962.79	(0.01)	962.78
0032-294-030	1	962.79	(0.01)	962.78
0032-294-040	1	962.79	(0.01)	962.78
0032-294-050	1	962.79	(0.01)	962.78
0032-294-060	1	962.79	(0.01)	962.78
0032-294-070	1	962.79	(0.01)	962.78
0032-294-080	1	962.79	(0.01)	962.78
0032-294-090	1	962.79	(0.01)	962.78
0032-294-100	1	962.79	(0.01)	962.78
0032-294-110	1	962.79	(0.01)	962.78
0032-294-120	1	962.79	(0.01)	962.78
0032-294-130	1	962.79	(0.01)	962.78
0032-294-140	1	962.79	(0.01)	962.78
0032-295-010	1	962.79	(0.01)	962.78
0032-295-020	1	962.79	(0.01)	962.78
0032-295-030	1	962.79	(0.01)	962.78
0032-295-040	1	962.79	(0.01)	962.78
0032-295-050	1	962.79	(0.01)	962.78
0032-295-060	1	962.79	(0.01)	962.78
0032-295-070	1	962.79	(0.01)	962.78
0032-295-080	1	962.79	(0.01)	962.78
0032-295-090	1	962.79	(0.01)	962.78
0032-295-100	1	962.79	(0.01)	962.78
0032-295-110	1	962.79	(0.01)	962.78
0032-295-120	1	962.79	(0.01)	962.78
0032-295-130	1	962.79	(0.01)	962.78
0032-295-140	1	962.79	(0.01)	962.78
0032-295-150	1	962.79	(0.01)	962.78
0032-295-160	1	962.79	(0.01)	962.78
0032-295-170	1	962.79	(0.01)	962.78
0032-296-010	1	962.79	(0.01)	962.78
0032-296-020	1	962.79	(0.01)	962.78
0032-296-030	1	962.79	(0.01)	962.78
0032-296-040	1	962.79	(0.01)	962.78
0032-296-050	1	962.79	(0.01)	962.78
0032-296-060	1	962.79	(0.01)	962.78
0032-296-070	1	962.79	(0.01)	962.78
0032-296-080	1	962.79	(0.01)	962.78
0032-296-090	1	962.79	(0.01)	962.78
0032-296-100	1	962.79	(0.01)	962.78
0032-296-110	1	962.79	(0.01)	962.78

Slight variances may occur due to rounding

Copyright © 2013 by NBS

City of Suisun City

Victorian Harbor Maintenance Assessment District Zone F Maintenance

Assessment Roll for Fiscal Year 2024/25

Account Number	Units	Levy	Rounding Adjustment	Grand Total
0032-296-120	1	962.79	(0.01)	962.78
0032-296-130	1	962.79	(0.01)	962.78
0032-296-140	1	962.79	(0.01)	962.78
0032-296-150	1	962.79	(0.01)	962.78
0032-296-160	1	962.79	(0.01)	962.78
89 Accounts	**89**	**$85,688.31**	**($0.89)**	**$85,687.42**

Slight variances may occur due to rounding

Copyright © 2013 by NBS

City of Suisun City

Victorian Harbor Maintenance Assessment District Zone F Dredging

Assessment Roll for Fiscal Year 2024/25

Account Number	Units	Levy	Rounding Adjustment	Grand Total
0032-291-070	1	$347.25	($0.01)	$347.24
0032-291-080	1	347.25	(0.01)	347.24
0032-291-090	1	347.25	(0.01)	347.24
0032-291-100	1	347.25	(0.01)	347.24
0032-291-110	1	347.25	(0.01)	347.24
0032-291-120	1	347.25	(0.01)	347.24
0032-291-130	1	347.25	(0.01)	347.24
0032-291-140	1	347.25	(0.01)	347.24
0032-291-150	1	347.25	(0.01)	347.24
0032-291-160	1	347.25	(0.01)	347.24
0032-291-170	1	347.25	(0.01)	347.24
0032-291-180	1	347.25	(0.01)	347.24
0032-291-190	1	347.25	(0.01)	347.24
0032-291-200	1	347.25	(0.01)	347.24
0032-291-210	1	347.25	(0.01)	347.24
0032-291-220	1	347.25	(0.01)	347.24
0032-291-230	1	347.25	(0.01)	347.24
0032-293-010	1	347.25	(0.01)	347.24
0032-293-020	1	347.25	(0.01)	347.24
0032-293-030	1	347.25	(0.01)	347.24
0032-293-040	1	347.25	(0.01)	347.24
0032-293-050	1	347.25	(0.01)	347.24
0032-293-070	1	347.25	(0.01)	347.24
0032-293-080	1	347.25	(0.01)	347.24
0032-293-090	1	347.25	(0.01)	347.24
0032-293-100	1	347.25	(0.01)	347.24
0032-293-110	1	347.25	(0.01)	347.24
0032-293-120	1	347.25	(0.01)	347.24
0032-293-130	1	347.25	(0.01)	347.24
0032-293-140	1	347.25	(0.01)	347.24
0032-293-150	1	347.25	(0.01)	347.24
0032-293-160	1	347.25	(0.01)	347.24
0032-293-170	1	347.25	(0.01)	347.24
0032-293-180	1	347.25	(0.01)	347.24
0032-293-190	1	347.25	(0.01)	347.24
0032-293-200	1	347.25	(0.01)	347.24
0032-293-210	1	347.25	(0.01)	347.24
0032-293-220	1	347.25	(0.01)	347.24
0032-293-230	1	347.25	(0.01)	347.24
0032-293-240	1	347.25	(0.01)	347.24
0032-293-250	1	347.25	(0.01)	347.24
0032-293-260	1	347.25	(0.01)	347.24

Slight variances may occur due to rounding

Copyright © 2013 by NBS

City of Suisun City

Victorian Harbor Maintenance Assessment District Zone F Dredging

Assessment Roll for Fiscal Year 2024/25

Account Number	Units	Levy	Rounding Adjustment	Grand Total
0032-294-010	1	347.25	(0.01)	347.24
0032-294-020	1	347.25	(0.01)	347.24
0032-294-030	1	347.25	(0.01)	347.24
0032-294-040	1	347.25	(0.01)	347.24
0032-294-050	1	347.25	(0.01)	347.24
0032-294-060	1	347.25	(0.01)	347.24
0032-294-070	1	347.25	(0.01)	347.24
0032-294-080	1	347.25	(0.01)	347.24
0032-294-090	1	347.25	(0.01)	347.24
0032-294-100	1	347.25	(0.01)	347.24
0032-294-110	1	347.25	(0.01)	347.24
0032-294-120	1	347.25	(0.01)	347.24
0032-294-130	1	347.25	(0.01)	347.24
0032-294-140	1	347.25	(0.01)	347.24
0032-295-010	1	347.25	(0.01)	347.24
0032-295-020	1	347.25	(0.01)	347.24
0032-295-030	1	347.25	(0.01)	347.24
0032-295-040	1	347.25	(0.01)	347.24
0032-295-050	1	347.25	(0.01)	347.24
0032-295-060	1	347.25	(0.01)	347.24
0032-295-070	1	347.25	(0.01)	347.24
0032-295-080	1	347.25	(0.01)	347.24
0032-295-090	1	347.25	(0.01)	347.24
0032-295-100	1	347.25	(0.01)	347.24
0032-295-110	1	347.25	(0.01)	347.24
0032-295-120	1	347.25	(0.01)	347.24
0032-295-130	1	347.25	(0.01)	347.24
0032-295-140	1	347.25	(0.01)	347.24
0032-295-150	1	347.25	(0.01)	347.24
0032-295-160	1	347.25	(0.01)	347.24
0032-295-170	1	347.25	(0.01)	347.24
0032-296-010	1	347.25	(0.01)	347.24
0032-296-020	1	347.25	(0.01)	347.24
0032-296-030	1	347.25	(0.01)	347.24
0032-296-040	1	347.25	(0.01)	347.24
0032-296-050	1	347.25	(0.01)	347.24
0032-296-060	1	347.25	(0.01)	347.24
0032-296-070	1	347.25	(0.01)	347.24
0032-296-080	1	347.25	(0.01)	347.24
0032-296-090	1	347.25	(0.01)	347.24
0032-296-100	1	347.25	(0.01)	347.24
0032-296-110	1	347.25	(0.01)	347.24

Slight variances may occur due to rounding

Copyright © 2013 by NBS

City of Suisun City

Victorian Harbor Maintenance Assessment District Zone F Dredging

Assessment Roll for Fiscal Year 2024/25

Account Number	Units	Levy	Rounding Adjustment	Grand Total
0032-296-120	1	347.25	(0.01)	347.24
0032-296-130	1	347.25	(0.01)	347.24
0032-296-140	1	347.25	(0.01)	347.24
0032-296-150	1	347.25	(0.01)	347.24
0032-296-160	1	347.25	(0.01)	347.24
89 Accounts	**89**	**$30,905.25**	**($0.89)**	**$30,904.36**
3,841 Total Accounts	**2526.30216**	**$1,516,839.00**	**($23.78)**	**$1,516,815.22**

Slight variances may occur due to rounding

Copyright © 2013 by NBS

ASSESSMENT DIAGRAM
MCCOY CREEK PARKING BENEFIT ASSESSMENT DISTRICT

CITY OF SUISUN
COUNTY OF SOLANO
STATE OF CALIFORNIA

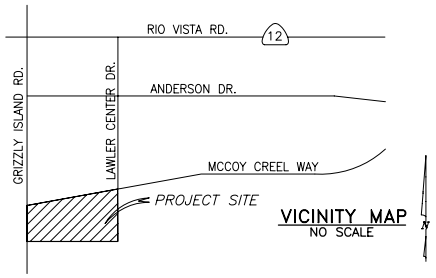

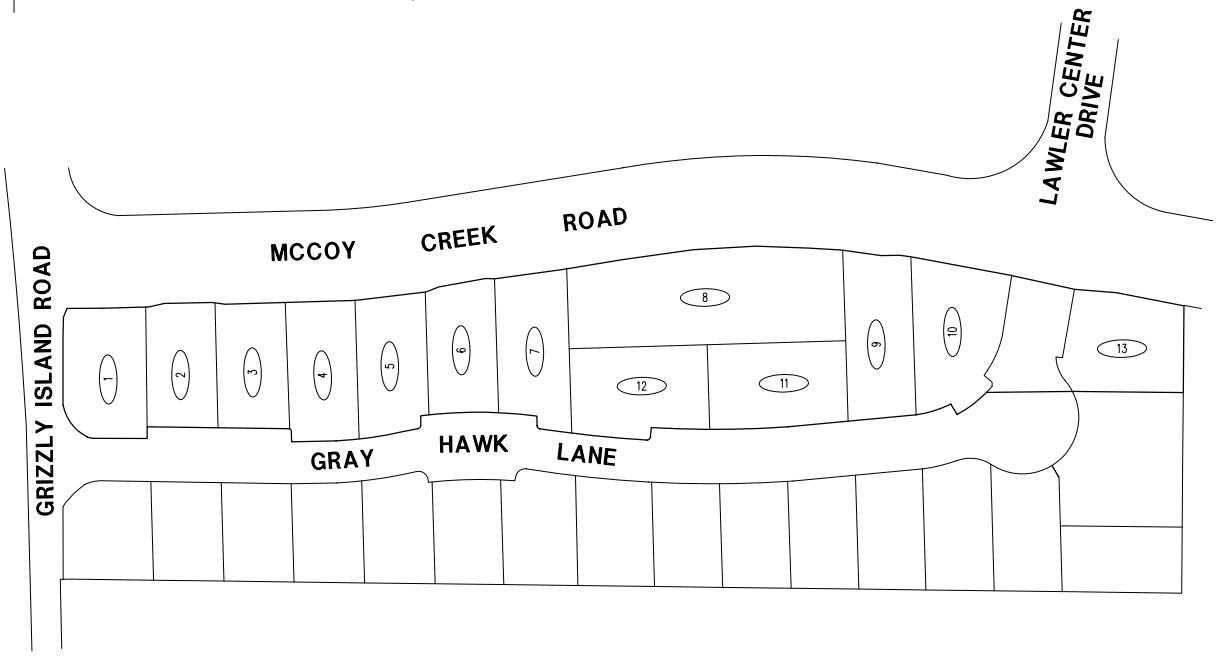

FILED IN THE OFFICE OF THE CITY CLERK OF THE CITY OF SUISUN THIS _____DAY OF _____, 200__.

_____
CITY CLERK
CITY OF SUISUN
SOLANO COUNTY, CALIFORNIA

I HEREBY CERTIFY THAT THE WITHIN DIAGRAM SHOWING THE BOUNDARIES OF MCCOY CREEK PARKING BENEFIT ASSESSMENT DISTRICT CITY O SUISUN, COUNTY OF SOLANO, STATE OF CALIFORNIA, WAS APPROVED BY THE CITY COUNCIL OF THE CITY OF SUISUN AT A REGULAR MEETING THEREOF HELD ON THE _____ DAY OF _____, 200__, BY ITS RESOLUTION NO. _____.

_____
CITY CLERK
CITY OF SUISUN
SOLANO COUNTY, CALIFORNIA

FILED THIS _____ DAY OF _____, 200__, AT THE HOUR OF _____ O'CLOCK __. M., IN BOOK _____ AT PAGE _____ OF MAPS OF ASSESSMENT DISTRICTS IN THE OFFICE OF THE COUNTY RECORDER OF THE COUNTY OF SOLANO, STATE OF CALIFORNIA.

_____
DEPUTY
COUNTY RECORDER
COUNTY OF SOLANO

NOTE: FOR A DETAILED DESCRIPTION OF THE LINES AND DIMENSIONS OF EACH PARCEL WITHIN THE DISTRICT REFER TO THE COUNTY OF SOLANO ASSESSOR'S MAPS.

ASSESSMENT ID

Assessment Number	APN
1	POR. OF 173-670-010&015
2	POR. OF 173-670-010&015
3	POR. OF 173-670-010&015
4	POR. OF 173-670-010&015
5	POR. OF 173-670-010&015
6	POR. OF 173-670-010&015
7	POR. OF 173-670-010&015
8	POR. OF 173-670-010&015
9	POR. OF 173-670-010&015
10	POR. OF 173-670-010&015
11	POR. OF 173-670-010&015
12	POR. OF 173-670-010&015
13	POR. OF 173-670-010&015

LEGEND

ASSESSMENT DISTRICT BOUNDARY

PARCEL LINES

6 ASSESSMENT NUMBER

REGISTERED PROFESSIONAL ENGINEER
MICHAEL J. STEARNS
No. 26406
Exp. 3/31/08
CIVIL
STATE OF CALIFORNIA

N|B|S
32605 Highway 79 South, Suite 100
Temecula, CA 92592
Local Government Solutions

Public Hearing, Annual Levy, and Background Landscaping & Lighting Districts (Districts) & Parking Assessment District (PAD)

July 1, 2025

Fiscal Year 2025-26

1

PowerPoint Sections

1) **Section 1** - Background on Landscaping & Lighting Districts (LLDs).

2) **Section 2** – Brief Background on Parking Assessment District (PAD).

3) **Section 3** - Annual Levy Process.

2

Section 1

Background on Landscaping & Lighting Districts (LLDs)

3

Topics Covered in Section 1

- City-wide Map of Districts
- Why are Landscaping & Lighting Districts (LLDs) formed
- Why did the acronym change from Maintenance Assessment District (MAD) to LLD
- How are LLDs Formed
- Why was an Inflator Included in Most LLD Formations
- Landscape Contractor History
- Current In-House Maintenance Schedule
- When are the Annual District Meetings Held and Why
- Attendance Data
- Typical Annual Meeting Requests

4

City-Wide Map

LLDs, PAD, CFDs & Tax Zones

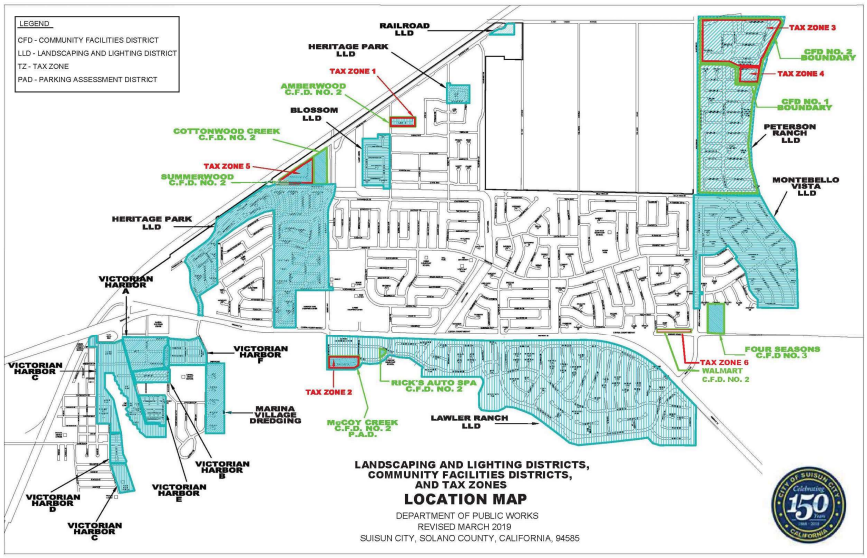

5

Why are LLDs Formed?

- Formed to cover landscaping and maintenance costs within District, such as:
  - Parks and/or playgrounds
  - Curb-side landscaping
  - Streetlights
  - Storm drain features
  - Trees
  - Common areas
  - Masonry walls/entrances
  - Unique features

6

Why did the Acronym Change from MAD to LLD?

- *Maintenance Assessment Districts = MADs*
  - This was the legal name of the Districts at formation
- *Landscaping & Lighting Districts = LLDs*
  - The generic way to reference Districts based on the language in the 1972 Act
  - Direction under a past Interim City Manager was to change the way the Districts were referred to from MADs to LLDs
  - Both may be used interchangeably in general discussion
  - LLDs are also routinely referred to as Districts

7

How are LLDs Formed?

Summary overview of the formation procedures:

- Resolution of Initiation (Adopted at a Council Meeting)
- Consultant to prepare Special Benefit Analysis and Engineer's Report
- Consultant to prepare balloting materials
- Resolution of Intention - File Engineer's Report and set time and place of Public Hearing (Adopted at a Council Meeting)
- Ballots are mailed
- Notice of Public Hearing (Clerk to publish Public Hearing Notice in local newspaper)
- Public Hearing - Protest Ballot (At Public Hearing - determine whether majority protest exists)
- If no majority protest – Adopt Resolution Ordering Levy of Assessments at Council Meeting
- Levy of Assessments sent to County Assessor's Office, annual administration of the LLD follows each year
- *If a majority protest exists – The District is not formed*
- *No levy assessment is sent to the County Assessor's Office*

8

Why is an Inflator Included in Most Districts?

- Inflator included as part of formation to help defray increase in costs due to inflation. Examples:
  - Materials/parts costs
  - Labor costs
  - Equipment costs
  - Administrative costs

Ten Year Annual Inflator History

Fiscal Year	Percentage Increase	Maximum Assessment	Actual Assessment
2016/17	3.55%	$155.88	$155.88
2017/18	1.19%	157.74	157.74
2018/19	2.72%	162.03	162.03
2019/20	2.56%	166.17	166.17
2020/21	4.01%	172.84	172.84
2021/22	2.66%	177.44	177.44
2022/23	14.79%	203.69	203.69
2023/24	1.43%	206.60	206.60
2024/25	1.10%	208.88	208.88
2025/26[1]	0.00%	208.88	208.88

(1) The 2025/26 percentage increase in the annual April Construction Cost Index was -1.453%, and as such the maximum assessment rate for 2025/26 remained the same a the prior year.

9

Current In-House Maintenance Schedule

1st Week of the Month → Victorian Harbors & Blossom

2nd Week of the Month → Heritage Park & Tax Zones

3rd Week of the Month → Peterson Ranch & Montebello Vista

4th Week of the Month → Lawler Ranch

10

When are Annual District Meeting Held & Why?

District meetings are held each year, although not required by law, to foster better communication and transparency between the City and the residents within each District.

District meeting are held during the same time window each year – roughly between the last week in February and April.

11

Attendance Data

MAD/LLD MEETING ATTEDNANCE HISTORY						
FY Meeting Held	FY20	FY21	FY22	FY23	FY24	FY25
District	**2020-21**	**2021-22**	**2022-23**	**2023-24**	**2024-25**	**2025-26**
Lawler Ranch	17	NR	5	7	6	10
Peterson Ranch	0	9	1	6	8	2
Blossom	3	1	4	3	0	1
Montebello	4	3	5	4	2	10
Heritage Park	5	4	2	4	4	5
Vic A	7	NR	3	2	4	1
Vic B	0	0	0	0	0	0
Vic C-D	1	2	3	1	2	0
Vic E	0	0	1	0	0	0
Vic F	0	1	0	0	1	1

12

Typical Annual Meeting Requests

- Code Enforcement violations
- Concerns about weeds
- Concerns about trash
- Median maintenance
- Landscape concerns for specific locations
- Landscape concerns for general area(s)
- Pothole & roadway concerns
- Tree trimming requests
- Replanting requests
- Questions about how assessment works and what it covers
- Questions about service schedule
- Irrigation repair requests
- Request for dummy security cameras
- Who owns property & who is responsible for mowing down weeds
- Streetlight repair requests

13

Section 2

Quick Overview of Parking Assessment District (PAD)

14

Why are PADs Formed?

- PADs include the maintenance of the parking spaces created specifically for the lots shown in the diagram below. These lots all hold live/work spaces. Parking spaces are for patrons of the businesses on these parcels.

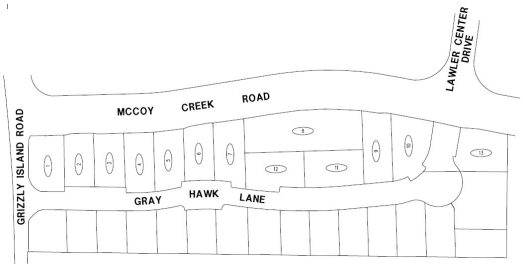

- Our PAD includes 75 on-street parking spaces located on the south side of McCoy Creek Way. The spaces benefit Lots 1 through 10 and Lot 13.

- The PAD goes through the same levy process as the LLDs except for holding an annual meeting.

15

Section 3

Annual Levy Process

16

Section 3
Topics to be Covered

- Annual Levy Process
- Proposed Assessments for FY26
- Accomplishments for FY25
- Goals for FY26
- Staff Recommendations / Questions

17

Annual Levy Process

- **Step 1 – Review of Two Resolutions for Approval by Council**
  - Council adopts a Resolution formally initiating the annual process and also orders the preparation and filing of the annual Engineer's Report
  - Council adopts a Resolution of intention which sets the Public Hearing date & time
- **Step 2 – Review of Two Resolutions for Approval by Council**
  - Council adopts Resolution approving the Final Engineer's Report.
  - Council holds Public Hearing, hears comments from the public, adopts Resolution authorizing the levy rates for the coming Fiscal Year.

18

FY2025-26 Proposed Assessments

District	# of Parcels & EDU's	NEW PROPOSED LEVY – FY25-26 (Assessment Per EDU)	ENR CCI (-1.453%) Increase FY25-26	FY24-25 (Assessment Per EDU)	First Year Assessed
Blossom	113	$208.88	$0.00	$208.88	92/93
Heritage Park	759	$192.64	$0.00	$192.64	89/90
Lawler Ranch	1,304.30	$324.65	$0.00	$324.65	90/91
Marina Village - Inlet	25	$1,127.68	$0.00	$1,127.68	95/96
Marina Village - Inlet & Main	16	$1,199.92	$0.00	$1,199.92	95/96
Marina Village - Commercial	1	$4,688.27	$0.00	$4,688.27	95/96
Montebello Vista	486	$75.00	$0.00	$75.00	89/90
Peterson Ranch	605	$445.73	$0.00	$445.73	02/03
Railroad Avenue	2	$4,682.92	$0.00	$4,682.92	91/92
Victorian Harbor A - Dredging	94	$347.25	$0.00	$347.25	94/95
Victorian Harbor A - Maint.	94	$962.79	$0.00	$962.79	94/95
Victorian Harbor B - Dredging	20.95	$347.25	$0.00	$347.25	94/95
Victorian Harbor B - Maint.	20.95	$962.79	$0.00	$962.79	94/95
Victorian Harbor C-D - Dredging	119.99	$347.25	$0.00	$347.25	94/95
Victorian Harbor C-D – Maint.	119.99	$1,444.64	$0.00	$1,444.64	94/95
Victorian Harbor E - Dredging	55	$347.25	$0.00	$347.25	94/95
Victorian Harbor E - Maint.	55	$962.79	$0.00	$962.79	94/95
Victorian Harbor F - Dredging	89	$347.25	$0.00	$347.25	94/95
Victorian Harbor F - Maint.	89	$962.79	$0.00	$962.79	94/95

EDU = Equivalent Dwelling Unit

ENR CCI = Adjusted annual inflator produced by the Engineer's News Record Construction Cost Index.

NOTE: Table also included as attachment to Agenda item.

19

Accomplishments for FY25

- Irrigation repairs in all Districts
- Continued focus training new crew on service areas & refining service rotations for each District
- Hard shrub prune in Bowl Park in Peterson Ranch (along Walking Path)
- Replaced streetlight in median on New Railroad Ave. (due to car accident)

20

Goals for FY26

- Continue to focus on the core landscaping services
- Identify training opportunities for LLD-Only Crew
- Work towards balancing LLD Budgets in Districts with revenues that don't cover expenses
- Consider possible volunteer projects in some Districts
- Re-striping project in Parking Assessment District
- Continue with 4G upgrades for Calsense controllers
- Tree trimming projects
- Antique street light painting project bid

21

Staff's Recommendations:

- Conduct the Public Hearing for the LLDs & for the PAD.
- Approve the Final Engineer's Reports for FY2024-25 for the LLDs & and for the PAD.
- Approve Assessment Increase & Levy the FY25 Assessments for the LLDs & for the PAD.

Questions?

22

AGENDA ITEM NO. 11.

AGENDA TRANSMITTAL

MEETING DATE: July 1, 2025

AGENDA ITEM: Proposed Adjustments to Residential and Commercial Refuse Rates for Solid Waste and Recycling Services

a. Authorize City Staff and the City Attorney to Issue Ratepayer Notices of Proposed Commercial and Residential Refuse Rate Notices of Proposed Commercial and Residential Refuse Rate Adjustments for a Majority Protest Process in Accordance with Prop 218, to be Substantially in the Form set forth at Exhibit "C" hereto.
b. Set a Public Hearing for the Majority Protest Process for a Date of September 2, 2025.

FISCAL IMPACT: None. The Notice in question would be provided to inform all property owners in the City of Suisun City of a proposed rate adjustment for solid waste and recycling services. The rate adjustment is proposed as part of the complete renegotiation of the exclusive Franchise Agreement between the City and Republic Services, the City's current franchised waste hauler.

STRATEGIC PLAN:

Provide Good Governance:

- Section 4.7 – Improve productivity, efficiency, effectiveness, customer service, and citizen satisfaction in all areas of the municipal organization.
- Section 4.8 – Continuously improve the City's governance process.

Ensure Fiscal Solvency:

- Section 5.2 – Leverage existing resources appropriately.

BACKGROUND: A clause was included as part of the Interim Memorandum of Understanding (Interim MOU), approved by the Council at its meeting on April 5, 2022, that stated both parties agreed to renegotiate the full Franchise Agreement in good faith within five years of the signing of the Interim MOU. The Interim MOU was required to ensure the City complied with the new State-imposed Senate Bill (SB) 1383 requirements for sorting organic waste materials from the regular waste stream, to address other State recycling requirements, and to address the cost differentials due to "China Sword" issues. China Sword issues include former end-of-stream outlets no longer agreeing to take the volume of the recycling stream from the United States. A list of State recycling requirements that were addressed as part of the Interim MOU is listed below:

- State Assembly Bill 341 requires businesses and multi-family complexes to recycle if they generate four or more cubic yards of commercial solid waste per week. It requires apartment complexes with five or more dwelling units to participate in recycling.
- State Assembly Bill 1826 requires businesses that generate two or more cubic yards of commercial solid waste per week to arrange for organic recycling services. It requires apartment complexes to arrange for organic recycling service if they have five or more dwelling units.
- State Assembly Bill 1594 requires Jurisdictions to send their green waste to a compost facility to count green waste material as a diversion towards the City's 50% diversion goal.

- State Senate Bill 1383 mandates that California reduce organic waste by 75% and increase edible food recovery by 20% by January 2025. As a result, green waste and food waste will no longer be able to be disposed of in the landfill. SB 1383 requires jurisdictions to allow food waste to be collected in residential green waste carts, which is then subjected to mandatory processing that significantly increases the cost of handling that material. SB 1383 also requires waste haulers to implement new measures to reduce contamination, educate waste generators, procure recycled products with organic content, track and report on recycling participation, and assist local jurisdictions with enforcement of the state's new recycling requirements.

STAFF REPORT:

The renegotiation of the City's Franchise Agreement with Republic Services (dba Solano Garbage) has resulted in updated garbage rates due to added services and inflationary impacts. This change reflects a 12.07% increase for both residential and commercial/industrial services. For residential customers, the standard rate will increase by $5.93 per month. A new option for a smaller 65-gallon solid waste container is available at an additional $0.43 per month. The updated Franchise Agreement includes the following residential services:

- Two (2) Bulky Waste pick-ups per year (residential only)
- 65-gallon option for solid waste cart.
- Holiday Tree Collection service (residential only)
- Two (2) paper shredding events per year.
- "Sharps" mail-back program (one mail-back per year).
- Two (2) extra bags of trash after Christmas (residential only).
- Batter drop-off program at City Hall.
- Recycling buy-back center at the Republic Services facility.
- Two (2) compost giveaway events per year.
- Curbside used motor oil & filter collection service (residential only)
- White Goods (appliance) drop-off program.
- Household Hazardous Waste (HHW) drop-off program.
- Batteries, Oil, Paint, and Antifreeze (BOPA) drop-off program.
- E-waste drop-off program.
- Two (2) HHW & Extended Producer Responsibility drop-off events (commercial only).

The City has established that it will follow a Proposition 218 (Prop 218) Notice procedure for any changes in garbage rates. The item before you this evening outlines the procedures for the Prop 218 process.

PROPOSITION 218 NOTICE AND PROCEDURAL REQUIREMENTS; PROTEST PROCESS RULES.

To comply with state law, the City must follow the procedures outlined in the California Constitution. This means that the City must follow the Proposition 218 ("Prop 218") majority protest process for property-related fees, which is a significant legal and informational element to the rate-setting process. This process adheres to the following steps:

- Schedule a public hearing, which requires adequate public notice, to consider moving forward with the Prop 218 process to adopt the Rate Adjustment. At this time, it is recommended that the Council set the public hearing for September 2, 2025.
  Direct Staff to mail a public notice describing the proposed rate adjustments (Exhibit "B") to all

property owners receiving refuse service.
- Allow for a 45-day period during which the City receives written protests from ratepayers/customers and/or property owners (protests can be accepted until the end of the public hearing).
- After the public hearing, and assuming a majority of protests are not received, conduct a vote of the City Council to adopt the Rate Adjustment.
- Rate Adjustments will become effective upon approval following the public hearing.

Approval to mail public notices to Suisun City citizens that reflect the proposed residential Rate Adjustment will trigger the 45-day period during which the City receives written protests from such customers and/or property owners. We propose to set the public hearing on the majority protest for September 2, 2025. This date is recommended because it accommodates Prop 218's 45-day review period. A proposed Prop 218 hearing notice is attached hereto as Exhibit "C." Upon Council approval to issue such notice, a notice substantially of that form will be distributed to Suisun City property owners.

Additionally, as part of this Agenda Item, staff requests authorization from the City Council to work with both sets of attorneys to make minor edits to the content of the renegotiated Franchise Agreement (the Agreement) prior to its execution. Edits would not directly impact services or rates, and all edits will be finalized prior to the Agreement being brought before Council for approval on the same night as the Public Hearing (September 2, 2025).

STAFF RECOMMENDATION: It is recommended that the City Council:

1. Authorize city staff and the city attorney to issue ratepayer notices of proposed commercial and residential refuse rate notices of proposed commercial and residential refuse rate adjustments for a majority protest process in accordance with Prop 218, to be substantially in the form set forth at Exhibit "C" hereto.
2. Set a public hearing for the majority protest process for a date of September 2, 2025.

OR Alternatively:

1. Do not authorize residential refuse rate increases for this year. This alternative is not recommended, as it may result in the Republic being unable to provide the programs required by state law.
2. Take such other action that the Council deems appropriate, consistent with the requirements of law.

DOCUMENTS ATTACHED:

1. Exhibit "A": Draft Franchise Agreement with Republic Services.
2. Exhibit "B": Adjusted Proposed Rate Structure provided by Republic Services.
3. Exhibit "C": Form of Proposed Proposition 218 Notice.
4. List of Services Offered Within Proposed Draft Franchise Agreement.
5. PowerPoint Presentation Final

PREPARED BY: Patrick Enright, City Attorney

REVIEWED BY: Nouae Vue, Public Works Director

APPROVED BY: Bret Prebula, City Manager

ATTACHMENTS:

1. Exhibit A: Â Â Draft Franchise Agreement with Republic Services.
2. Exhibit B: Â Â Adjusted Proposed Rate Structure provided by Republic Services.
3. Exhibit C: Â Â Form of Proposed Proposition 218 Notice.
4. List of Services Offered Within Proposed Draft Franchise Agreement.
5. 250701pp - Prop 218 Notice PowerPoint Final

.

DRAFT SOLID WASTE FRANCHISE AGREEMENT

Executed Between the City of Suisun City and Solano Garbage Company d/b/a Republic Services of Fairfield

This ___ day of ___ 2025

DRAFT

TABLE OF CONTENTS
Solid Waste Franchise Agreement

Table of Contents

Article 1. Definitions 5
Article 2. Term of Agreement 16
Article 3. Conditions Governing Services Provided by Contractor 16
Article 4. Franchise Fees and Payments 18
Article 5. General Requirements 19
Article 6. Collection Service Rates 24
Article 7. Collection Service Billing 27
Article 8. Diversion Requirements 29
Article 9. Service Unit Types 31
Article 10. Residential Service 32
Article 11. MFD Service 37
Article 12. Commercial Service 42
Article 13. Industrial Service 47
Article 14. City Services 47
Article 15. Additional Services 49
Article 16. Collection Routes 51
Article 17. Minimum Performance Standards 51
Article 18. Collection Equipment 53
Article 19. Contractor's Office 56
Article 20. Contractor Support Services 57
Article 21. Emergency Service 61
Article 22. Record Keeping and Reporting Requirements 62
Article 23. Nondiscrimination 67
Article 24. Service Inquiries and Complaints 68
Article 25. Quality of Performance of Contractor 68
Article 26. Performance Bond 70
Article 27. Insurance 70
Article 28. Hold Harmless and Indemnification 74
Article 29. Default of Agreement 76
Article 30. Modifications to the Agreement 78
Article 31. Legal Representation 79
Article 32. Conflicts of Interests 79
Article 33. Contractor's Personnel 79
Article 34. Exempt Waste 81
Article 35. Independent Contractor 81
Article 36. Laws to Govern 81
Article 37. Consent to Jurisdiction 81

DRAFT

Article 38. Assignment 81
Article 39. Compliance with Laws 82
Article 40. Permits and Licenses 82
Article 41. Ownership of Written Materials 82
Article 42. Waiver 82
Article 43. Gift Prohibition 83
Article 44. Point of Contact 83
Article 45. Notices 83
Article 46. Transition to Next Contractor 83
Article 47. Contractor's Records 83
Article 48. Entire Agreement 84
Article 49. Severability 85
Article 50. Right to Require Performance 85
Article 51. All Prior Agreements Superseded 85
Article 52. Headings 85
Article 53. Exhibits 85
Article 54. Attorneys' Fees 85
Article 55. Commencement Date 86
Exhibit 1 Maximum Service Rates 87
Exhibit 2 List of City Facilities and Service Levels 88
Exhibit 3 Collection Container Specifications 89
Exhibit 4 List of Collection Vehicles 91
Exhibit 5 Administrative Charges and Penalties 92
Exhibit 6 Customer Service Plan 95
Exhibit 7 Collection Service Operations Plan 96
Exhibit 8 Processing and Disposal Facilities 99
Exhibit 9 Sustainability and Compliance Plan 100
Exhibit 10 Education and Outreach Plan 103
Exhibit 11 Acceptable Recyclable Materials 104
Exhibit 12 Street Sweeping Terms and Conditions 105

DRAFT

This Solid Waste Franchise Agreement ("Agreement") is hereby entered into by and between the City of Suisun City, a general law city existing under the laws of the State of California ("City"), and Solano Garbage Company, a California Corporation d/b/a Republic Services of Fairfield ("Contractor"), as of _____, 2025, under the terms and conditions set forth herein.

RECITALS

1 The Legislature of the State of California, by enactment of the California Integrated Waste Management Act of 1989 (the "Act") and subsequent additions and amendments (codified at California Public Resources Code § 40000 et seq.), has declared that it is in the public interest to authorize and require local agencies to make adequate provisions for garbage collection within their jurisdiction.

2 The State of California has found and declared that the amount of garbage generated in California, coupled with diminishing landfill space and potential adverse environmental impacts from landfilling and the need to conserve natural resources, have created an urgent need for State and local agencies to enact and implement an aggressive integrated waste management program. The State has, through enactment of the Act, directed the responsible State agency, and all local agencies, to promote disposal site diversion and to maximize the use of feasible garbage reduction, re-use, recycling, and composting options to reduce the amount of garbage that must be disposed of in disposal sites.

3 Pursuant to the Suisun City Code (the "City Code") and California Public Resources Code § 40059(a) as may be amended from time to time, City has determined that the public health, safety, and well-being require that an exclusive right be awarded to a qualified contractor to provide for the collection of garbage, recyclable materials, and organic waste materials, except for collection of materials excluded in the City Code, and other services related to meeting the Act's fifty percent (50%) diversion goal and other requirements of the Act.

4 City further declares its intent to regulate and set the maximum rates Contractor may charge Service Recipients for the collection of garbage, recyclable materials, and organic waste materials.

5 The City Council has determined that Contractor, by demonstrated experience, reputation, and capacity, is qualified to provide for the collection of garbage, recyclable materials, and organic waste materials within the corporate limits of City and the transportation of such material to appropriate places for processing, recycling, composting, and/or disposal; and City Council desires that Contractor be engaged to perform such collection services on the basis set forth in this Agreement; and Contractor has represented that it has the ability and capacity to provide for the collection of garbage, recyclable materials, and organic waste materials within the corporate limits of City and the transportation of such material to appropriate places for processing, recycling, composting, and/or disposal.

6 By Resolution No. ___, the City Council of City duly approved this Agreement, together with the Franchise Fee, Vehicle Impact Mitigation Fee, Contractor payments to City, and other City-imposed fees provided for in the Agreement (collectively "City-Imposed Fees"), and found and determined that such City-Imposed Fees were both necessary and reasonably reflect, or are less than, the actual costs City that will incur in the administration of the contracted services, compliance with mandatory state laws and regulations related to the contracted services, and to mitigate the impacts contracted services will have on City streets.

DRAFT

OPERATIVE PROVISIONS

Now, therefore, in consideration of the mutual covenants, agreements, and consideration contained in this Agreement, City and Contractor agree as follows:

Article 1. Definitions

For the purpose of this Agreement, the definitions contained in this Article apply unless otherwise specifically stated. When not inconsistent with the context, words used in the present tense include the future, words in the plural include the singular, and words in the singular include the plural. Use of the masculine gender includes the feminine gender. The meaning of terms or words not defined in this Article will be as defined in the Integrated Waste Management Act, or if not defined therein, then as commonly understood in the Solid Waste Collection industry when the common understanding is uncertain.

1.01 AB 341. "AB 341" means State of California Assembly Bill No. 341 approved October 5, 2011. AB 341 requires businesses, defined to include commercial or public entities that generate more than 4 cubic yards of commercial Solid Waste per week or multifamily residential dwellings of 5 units or more, to arrange for Recycling services and requires jurisdictions to implement a commercial Solid Waste Recycling program.

1.02 AB 827. "AB 827" means State of California Assembly Bill No. 827 approved October 02, 2019. AB 827 requires businesses that are mandated to recycle under AB 341 ("MCR") and/or mandated to recycle Organic Waste under AB 1826 ("MORe") or SB 1383 and that provide customers access to the business, to provide customers with a Recyclable Materials bin and/or Organic Waste Collection bin for those waste streams that is visible, easily accessible, and adjacent to each Bin or Container for trash.

1.03 AB 939. "AB 939" or "The Act" means "The California Integrated Waste Management Act of 1989", codified in part in Public Resources Code §§ 40000 et seq., and such regulations adopted by California Department of Resources Recycling and Recovery (CalRecycle) for implementation of the Act, or its successor agency, including but not limited to, the Jobs and Recycling Act of 2011 (AB 341), SB 1016 (Chapter 343, Statues of 2008 [Wiggins, SB 1016]), and the Mandatory Commercial Organics Recycling Act (AB 1826).

1.04 AB 1594. "AB 1594" means State of California Assembly Bill No. 1594, approved September 28, 2014. AB 1594 provides that as of January 1, 2020, the use of green material as Alternative Daily Cover does not constitute Diversion through Recycling and would be considered Disposal.

1.05 AB 1826. "AB 1826" means State of California Assembly Bill No. 1826, approved September 28, 2014. AB 1826 requires each jurisdiction, on and after January 1, 2016, to implement an Organic Waste Recycling program to Divert from the landfill Organic Waste from businesses. Each business meeting specific Organic Waste or Solid Waste generation thresholds phased in from April 1, 2016, to January 1, 2020, is required to arrange for Organic Waste Recycling services.

1.06 AB 3036. "AB 3036" means State of California Assembly Bill No. 3036, approved September 27, 2018. AB 3036 prohibits a County, City, District, or local government agency from subjecting the hauling of certain byproducts from the processing of food or beverages to an exclusive franchise, contract, license, or permit.

1.07 Administrative Charges and Penalties. "Administrative Charges and Penalties" means those charges listed in Exhibit 5 to this Agreement.

1.08 Agreement. "Agreement" means the written Solid Waste Franchise Agreement between the City and the Contractor covering the work to be performed, as well as all contract documents attached to the agreement and made a part thereof.

DRAFT

1.09 Agreement Administrator. "Agreement Administrator" means the City Manager, or his or her designee, designated to administer and monitor the provisions of the Agreement.

1.10 Agreement Year. "Agreement Year" means each twelve (12) month period from July 1 to June 30 during the Term of this Agreement.

1.11 Alternative Fuel Vehicle. "Alternative Fuel Vehicle" means a vehicle whose engine uses a fuel other than gasoline or diesel fuel, such as compressed natural gas (CNG) or other fuel with comparably low emissions of air pollutants regulated under the California Clean Air Act, Health, and Safety Code §§ 39000 et seq. or the South Coast Air Quality Management District's rules and regulations including Rule 1193.

1.12 Applicable Law. "Applicable Law" shall mean all federal, state, county, and local laws, regulations, rules, orders, judgments, decrees, permits, approvals, or other requirements of any governmental agency having jurisdiction over an aspect of this Agreement that are in force on the Effective Date, and as may be enacted, issued, or amended thereafter, including, without limitation, the City Code, the California Integrated Waste Management Act of 1989 (Public Resources Code §§ 40000 et seq.) as amended as of the Effective Date, inclusive (without exclusion to other amendments not referenced here) of AB 939, AB 341, AB 1826, AB 1594, SB 1383, and inclusive of all regulations implementing the same. It shall also include SB 54, the Plastic Pollution Prevention and Packaging Producer Responsibility Act, when associated regulations become effective, and the California Air Resources Board Advanced Clean Fleets regulations (2023).

1.13 Bin. "Bin" means a metal or plastic waste Container designed or intended to be mechanically serviced by a commercial front-end loader vehicle. It shall be designed to hold from one (1) to six (6) cubic yards of material with the lid properly closed. The specifications for Contractor-provided Bins are set forth in Exhibit 3.

1.14 Biohazardous or Biomedical Waste. "Biohazardous or Biomedical Waste" means any waste which may cause disease or reasonably be suspected of harboring pathogenic organisms; included are waste resulting from the operation of medical clinics, hospitals, and other facilities processing wastes, which may consist of, but are not limited to, human and animal parts, contaminated bandages, pathological specimens, hypodermic needles, sharps, contaminated clothing, and surgical gloves.

1.15 Box. "Box" means a large open-top rectangular metal Container used to store and transport Solid Waste, Recyclable Materials, Green Waste, Construction and Demolition Debris, or other materials, Collected using a special vehicle equipped with hooks and a winch to pull the Box onto the flat bed of the truck for transport.

1.16 Bulky Waste. "Bulky Waste" means furniture, household appliances, shipping crates and containers, carpets, mattresses, oversized yard waste such as tree trunks and large branches if no larger than two feet in diameter and four feet in length, and similar large bulky or heavy items not normally discarded on a regular basis at a residential, commercial, or business establishment and which do not fit in a regular Collection Container and require special handling due to their size but can be Collected and transported without the assistance of special loading equipment (such as forklifts or cranes) and without violating vehicle load limits. "Bulky Waste" does not include Construction and Demolition Debris, Household Hazardous Waste, or Electronic Waste, the latter of which is regarded as Universal Waste and the Disposal of which is governed by the Department of Toxic Substances Control.

1.17 Business Day. "Business Day" means any Monday through Friday, excluding any Holidays as defined in Section 1.58.

1.18 Calendar Year. "Calendar Year" means each twelve (12) month period from January 1 to December 31.

DRAFT

1.19 Cart. "Cart" means a heavy plastic receptacle with a rated capacity of at least twenty (20) and not more than one hundred (100) gallons, having a hinged tight-fitting lid and wheels, that is provided by the Exclusive Franchise Solid Waste Contractor, approved by the City, and used by Service Recipients for Collection, accumulation, and removal of Solid Waste from commercial, industrial, or residential Premises in connection with Exclusive Franchise Solid Waste Collection. The specifications for Contractor-provided Carts are set forth in Exhibit 3.

1.20 CERCLA. "CERCLA" means the Comprehensive Environmental Response, Compensation and Liability Act of 1980, 42 U.S.C. §§ 9601 et seq., as may be amended and regulations promulgated thereunder.

1.21 Change in Law. "Change in Law" means the occurrence after the Commencement Date of any of the following events or conditions which have a material and adverse effect on the performance by the Parties of their respective obligations under this Agreement (except for payment obligations), or on the siting, design, permitting, acquisition, construction, equipping, financing, ownership, possession, management operation, or maintenance of the operating assets or providing the franchise service or other matters to which Applicable Law applies:

A. The enactment, adoption, promulgation, issuance, modification, or written change of or in Applicable Law, including but not limited to new or increased fees and charges imposed by the State of California, U.S. Federal government, City of Suisun City, or County of Solano, directly related to the Collection, handling, processing, Recycling, or Disposal of Solid Waste, or the enactment, adoption, promulgation, issuance, modification, or written change in administrative or judicial interpretation on or after Effective Date of any Applicable Law. Change in Law explicitly precludes any changes in laws or regulations promulgated by any government agency or regulatory body outside of the United States' jurisdiction;

B. The order or judgment of any U.S. Federal Governmental Body, California State Government Body, City Government Body, or Solano County Government Body, on or after the Effective Date, to the extent such order or judgment is not the result of willful or negligent action, error or omission, or lack of reasonable diligence of the City or of the Contractor, whichever is asserting the occurrence of a Change in Law; provided, however, that the contesting in good faith or the failure in good faith to contest any such order or judgment shall not constitute or be construed as such a willful or negligent action, error or omission, or lack of reasonable diligence; or

C. The denial of an application for, delay in the review, issuance, or renewal of, suspension, termination, interruption, or imposition of a new or more stringent condition in connection with the issuance, renewal, or failure of issuance or renewal on or after the Effective Date of any legal entitlement to the extent that such denial, delay, suspension, termination, interruption, imposition, or failure materially and adversely interferes with the performance of this Agreement, of and to the extent that such denial, delay, suspension, termination, interruption, imposition, or failure is not the result of willful or negligent action, error or omission, or a lack of reasonable diligence of the City or of the Contractor, whichever is asserting the occurrence of a Change of Law; provided, however, that the contesting in good faith or failure in good faith to contest any such denial, delay, suspension, termination, interruption, imposition, or failure shall not be construed as such a willful or negligent action, error or omission, or lack of reasonable diligence.

1.22 City. "City" means the City of Suisun City, California, including any unincorporated areas of the County that may be annexed by the City during the Initial Term and all extensions.

1.23 City Code. "City Code" means the Suisun City Code.

1.24 City Collection Service. "City Collection Service" means City Garbage Collection Service, Bulky Waste Collection Services, City Organic Waste Collection Service, City Recyclable Materials Service, and City-Sponsored Events Services as more particularly described immediately below.

DRAFT

A. City Garbage Collection Service. “City Garbage Collection Service” means the Collection of Garbage, by Contractor, from City Service Units in the Service Area, and the delivery of that Garbage to the Disposal Facility.

B. City Bulky Waste Collection Service. “City Bulky Waste Collection Service” means the periodic on-call Collection of Bulky Waste, by Contractor, from City Service Units in the Service Area, and the delivery of that Bulky Waste to the Disposal Facility, Materials Recovery Facility, or such other facility as may be appropriate under the terms of this Agreement.

C. City Organic Waste Collection Service. “City Organic Waste Collection Service” means the Collection of Organic Waste, by Contractor, from City Service Units in the Service Area, and the delivery of those Organic Waste materials to the Organic Waste Processing Facility.

D. City Recyclable Materials Service. “City Recyclable Materials Service” means the Collection of Recyclables Materials by the Contractor from City Service Units in the Service Area, and the delivery of those Recyclable Materials to the Materials Recovery Facility.

E. City-Sponsored Event Services. “City-Sponsored Event Services” means on-call Collection Services at City-Sponsored Events.

1.25 City Facility. “City Facility(ies)” means any building or other site that the City owns, leases, or occupies that are listed in Exhibit 2.

1.26 City Manager. “City Manager” means the City Manager of the City of Suisun City, or his or her designated representative, or any employee of the City who succeeds to the duties and responsibilities of the City Manager.

1.27 Collect, Collection, and Collected. “Collect”, “Collection”, and “Collected” all refer to the removal of Solid Waste from a Service Unit and transportation to the Disposal Facility, Organic Waste Processing Facility, Materials Recovery Facility, or Transfer Station, as appropriate.

1.28 Collection Container. “Collection Container” means a Bin, Cart, Debris Box or Roll-Off Container that is approved by the Agreement Administrator for use by Service Recipients for Collection Services under this Agreement.

1.29 Collection Services. “Collection Services” means Contractor’s obligations under this Agreement to Collect Solid Waste within the Service Area. Collection Service includes Residential Collection Service, Multi-Family Dwelling (MFD) Collection Service, Commercial Collection Service, and City Collection Service.

1.30 Collection Vehicle. “Collection Vehicle” means a licensed vehicle that has all required licenses to provide Collection Service and that has been approved by the Agreement Administrator for use under this Agreement.

1.31 Commencement Date. “Commencement Date” has the meaning specified in Section 2.01 of this Agreement.

1.32 Commercial Collection Service. “Commercial Collection Services” means Collection Service provided to Commercial Service Units. Commercial Collection Service specifically includes the following:

A. Commercial Garbage Collection Service. The Collection of Garbage by Contractor from Commercial Service Units in the Service Area, and the delivery of that Garbage to the Disposal Facility.

DRAFT

B. Commercial Organic Waste Collection Service. The Collection of Organic Waste, by Contractor, from Commercial Service Units in the Service Area and the delivery of those Organic Waste materials to the Organic Waste Processing Facility.

C. Commercial Recyclable Materials Collection Service. The Collection of Recyclable Materials, by Contractor, from Commercial Service Units in the Service Area, and the delivery of those Recyclable Materials to the Materials Recovery Facility.

1.33 Compactor. "Compactor" means any Collection Container which has a compaction mechanism, whether stationary or mobile.

1.34 Compost. "Compost" means the act or product of the controlled biological decomposition of Organic Wastes that are Source Separated or are separated at a centralized facility. Compost may also include the product of anaerobic digestion or other conversion technologies.

1.35 Construction and Demolition Debris. "Construction and Demolition Debris" means discarded materials removed from Premises, resulting from construction, renovation, remodeling, repair, deconstruction, or demolition operations on any pavement, house, commercial building, or other structure or from landscaping. Such materials include, but are not limited to: "inert wastes" as defined in Public Resources Code § 41821.3(a)(1) (rock, concrete, brick, sand, soil, ceramics and cured asphalt); gravel; plaster; gypsum wallboard; aluminum; glass; plastic pipe; roofing material; carpeting; wood; masonry; trees; remnants of new materials, including paper, plastic, carpet scraps, wood scraps, scrap metal, building materials, and packaging; and rubble resulting from construction, remodeling, renovation, repair and demolition operations on pavements, houses, commercial buildings, and other structures.

1.36 Consumer Price Index (CPI). "CPI" means both the index sets published by the United States Department of Labor, Bureau of Labor Statistics and, more specifically, Consumer Price Index series CUSR0000SEHG, Water and Sewer and Garbage Collection Services in U.S. city average, all urban consumers, seasonally adjusted.

1.37 Container. "Container" means a Collection Container.

1.38 Contaminant. "Contaminant" or "Contamination" means any material or substance placed into or found in a Collection Container, other than the type of material for which that Collection Container is intended or reserved. For example, anything that is not Recyclable Materials is a Contaminant if placed into or found in a Recyclable Materials Collection Container; anything that is not Organic Waste is a Contaminant if placed into or found in an Organic Waste Collection Container; and anything that is not Trash is a Contaminant if placed into or found in a Trash Collection Container.

1.39 Contractor. "Contractor" means Solano Garbage Company, a California Corporation d/b/a Republic Services of Fairfield, which has entered into this Agreement.

1.40 County. "County" means Solano County, California.

1.41 Customer. "Customer" means the owner, occupant, or user of Premises at which Solid Waste is generated and then Collected by Contractor. Customers include Residential Customers, MFD Customers, and Commercial Customers. City is also a receiver of Collection Services, but not a Customer.

1.42 Dispose or Disposal. "Disposal" or "Dispose" means the final disposition of Solid Waste at a permitted landfill or other permitted Solid Waste Disposal facility, as defined in California Public Resources Code § 40192(b).

1.43 Disposal Facility. "Disposal Facility" means the permitted place or places listed in Exhibit 8 for the Disposal of Garbage or other materials as appropriate and acceptable.

DRAFT

1.44 Diversion or Divert. “Diversion” and “Divert” refer to the programs and activities that reduce or eliminate the Disposal of Solid Waste in landfills, which can include source reduction, reuse, salvage, Recyclable Materials, and Composting.

1.45 Diversion Compliance. “Diversion Compliance” means compliance with Diversion requirements under the Act and applicable CalRecycle regulations. Should there be a Change in Law for Diversion Compliance, Contractor may request a rate adjustment pursuant to Section 30.02.

1.46 Dwelling Unit. “Dwelling Unit” means a building or part of a building designed for residential use by a single independent housekeeping unit and having separate exterior access, toilet, and facilities for cooking and sleeping.

1.47 Edible Food. “Edible Food” has the same meaning as found in § 8.10.030 of the City Code. Edible Food means food intended for human consumption. For purposes of this Agreement, Edible Food is not Solid Waste if it is recovered and not discarded. Nothing in this Agreement requires or authorizes the recovery of food that does not meet the food safety requirements of the California Retail Food Code.

1.48 Edible Food Recovery. “Edible Food Recovery” means the actions to Collect and distribute Edible Food and distributing it to local food recovery organizations from places where it would otherwise go to waste, such as, but not limited to, restaurants, grocery stores, produce markets, school cafeterias, or dining facilities.

1.49 Effective Date. “Effective Date of Agreement” shall mean the date on which the Agreement is signed by the duly authorized representatives and the parties and delivered by the last of the parties to sign and deliver.

1.50 Electronic Waste (E-Waste). “E-Waste” means electronic equipment such as stereos, televisions, computers, and other similar items Collected from Single-Family Dwelling (SFD) Service Units or MFD Service Units.

1.51 Exempt Waste. “Exempt Waste” consists of “Excluded Waste” as defined in § 8.10.030 of the City Code as well as Biohazardous or Biomedical Waste, Hazardous Waste, Sludge, automobiles, automobile parts, boats, boat parts, boat trailers, internal combustion engines, lead-acid batteries, dead animals, and those wastes under the control of the Nuclear Regulatory Commission.

1.52 Food Waste. “Food Waste” means (1) food scraps, including all edible or inedible food such as, but not limited to, fruits, vegetables, meat, poultry, seafood, shellfish, bones, rice, beans, pasta, bread, cheese, coffee grounds, and eggshells; and (2) food-soiled paper, which is compostable paper material that has come in contact with food or liquid, such as, but not limited to, compostable paper plates, paper coffee cups, napkins, and pizza boxes. Food Waste excludes fats, oils, and grease when such materials are Source Separated from other Food Waste.

1.53 Franchise Fee. “Franchise Fee” means a payment that the Contractor has voluntarily agreed to pay to City in consideration of the exclusive rights granted by the City under this Agreement. City and Contractor acknowledge and agree that the amount of the Franchise Fee is the result of bona fide, arms-length negotiations between City and Contractor. Contractor further acknowledges and agrees that the amount of the Franchise Fee represents the City’s costs associated with this Agreement, payment for use of government property (including but not limited use of the public rights-of-way), and the repairing of impacts of Solid Waste Collection Service on government property. Contractor is not required by this Agreement or any City ordinance, resolution, or regulation to charge the Franchise Fee to Customers, but is a cost of doing business. Because the Franchise Fee represents a cost to Contractor in performing services pursuant to this Agreement, Contractor may, in its sole discretion, include an amount equal to the Franchise Fee in Contractor’s compensation.

DRAFT

1.54 Garbage. “Garbage” means all putrescible and non-putrescible solid, semi-solid, and associated liquid waste generated or accumulated through the normal activities of a Premises. Garbage does not include Recyclable Materials, Organic Waste, or Bulky Waste that is source-separated and set out for purposes of Collection and Recycling.

1.55 Green Waste. “Green Waste” means grass clippings, leaves, landscape and pruning waste, wood materials from trees and shrubs, and other forms of organic materials generated from landscapes or gardens.

1.56 Gross Revenue. “Gross Revenue” means all monetary amounts actually Collected or received by Contractor for the provision of all services pursuant to this Agreement, including, but not limited to: all receipts from Service Recipients, inclusive of late charges, Contamination charges, Franchise Fees, or any other cost of doing business. “Gross Revenue”, for purposes of this Agreement, does not include revenues generated from the sale of Recyclable Material, Compost, or energy; or grants, cash awards, State of California Department of Conservation payments, or rebates resulting from the performance of this Agreement.

1.57 Hazardous Waste. “Hazardous Waste” shall have the meaning set forth in California Code of Regulations, Title 14 §17225.32 and Health and Safety Code §25117, or successor laws and regulations as may be amended from time to time.

1.58 Holiday. “Holiday” means New Year’s Day, Martin Luther King Jr. Day, Presidents’ Day, Memorial Day, Juneteenth, Independence Day, Labor Day, Veterans Day, Thanksgiving Day, the day after Thanksgiving, Christmas Day, and any other day recognized as a holiday by resolution of the City Council.

1.59 Household Hazardous Waste (HHW). “HHW” means that waste resulting from products purchased by the general public for household use which, because of its quantity, concentration, or physical, chemical, or infectious characteristics, may pose a substantial known or potential hazard to human health or the environment when improperly treated, Disposed, or otherwise managed, or, in combination with other Solid Waste, may be infectious, explosive, poisonous, caustic, or toxic, or exhibit any of the characteristics of ignitability, corrosivity, reactivity, or toxicity as per California Code of Regulations Title 22, Division 4.5, Chapter 11, § 66261.3.

1.60 Kitchen Food Waste Pail. “Kitchen Food Waste Pail” means a plastic receptacle with a rated capacity not exceeding two and one-half (2.5) gallons, having a hinged lid, suitable for use in a SFD Service Unit for temporary storage of SFD Organic Waste that is approved for such purpose by City.

1.61 Materials Recovery Facility. “Materials Recovery Facility” means the facility listed in Exhibit 8 to which Recyclable Materials are brought for separation into marketable Recyclable Materials.

1.62 Maximum Service Rate. “Maximum Service Rate” means the maximum amount that Contractor may charge Service Recipients for Solid Waste Collection, as listed in Exhibit 1, and as may be adjusted in accordance with the provisions of this Agreement.

1.63 Multi-Family Dwelling (MFD). "Multi-Family Dwelling" and "MFD" mean any building or structure, or portion thereof, including but not limited to Mobile Home Parks, used for residential purposes, and having five (5) or greater distinct living units.

1.64 Multi-Family Dwelling (MFD) Collection Service. “MFD Collection Service” means Collection Service that serves a Multi-Family Dwelling, and specifically includes the following:

A. MFD Garbage Collection Service. The Collection of Garbage, by Contractor, from MFD Service Units in the Service Area, and the delivery of that Garbage to the Disposal Facility.

DRAFT

B. MFD Bulky Waste Collection Service. The periodic on-call Collection of Bulky Waste, by Contractor, from MFD Service Units in the Service Area and the delivery of those Bulky Waste to the Disposal Facility, Materials Recovery Facility, or such other facility as may be appropriate under the terms of this Agreement. MFD Bulky Waste Collection Service may include the Collection of Bulky Waste using Roll-Off Containers.

C. MFD Organic Waste Collection Service. The Collection of Organic Waste, by Contractor, from MFD Service Units in the Service Area, and the delivery of those Organic Waste materials to the Organic Waste Processing Facility.

D. MFD Recyclable Materials Service. The Collection of Recyclables Materials by the Contractor from MFD Service Units in the Service Area, and the delivery of those Recyclable Materials to the Materials Recovery Facility.

1.65 Non-Collection Notice. "Non-Collection Notice" means a written notice approved by the Agreement Administrator that notifies a Service Recipient of the reason Contractor did not Collect Solid Waste set out for Collection.

1.66 Organic Waste. "Organic Waste" has the same meaning as set forth in § 8.10.030 of the City Code and means Food Waste, Green Waste, Wood Waste, and food-soiled paper waste that is mixed in with Food Waste. Plastic bags, including compostable plastic bags, are not accepted in the City's Organic Materials Collection program unless otherwise determined mutually by City and Contractor. Paper products and printing and writing paper, each as defined in SB 1383, may be placed in either the Recyclable Materials Container or the Organic Waste Container. Carpet and textiles, as well as compostable plastic materials, may not be placed in either the Recyclable Materials Container or the Organic Waste Container.

1.67 Organic Waste Collection Service. "Organic Waste Collection Service" means the Collection of Organic Waste from Service Units, and the delivery of those Organic Waste materials to the Organic Waste Processing Facility.

1.68 Organic Waste Processing Facility. "Organic Waste Processing Facility" means the facility designed, operated, and legally permitted for the purpose of receiving and processing Food Waste, Green Waste, and Organic Waste listed in Exhibit 8.

1.69 Overage. "Overage" means Solid Waste set out for Collection either on top of or outside of a Container or in any manner that either prevents the Container lid from completely closing or potentially causes Solid Waste to spill during Collection by Contractor's vehicles.

1.70 Premises. "Premises" means any land or building in the City where waste is generated or accumulated.

1.71 Prohibited Container Contaminants. "Prohibited Container Contaminants" means any of the following, but does not include Organic Waste specifically allowed for Collection in a Container that is required to be transported to a high Diversion Organic Waste processing facility if the waste is specifically identified as acceptable for Collection in that Container in a manner that complies with the requirements of 14 CCR §§ 18984.1, 18984.2, or 18984.3: (A) Non-Organic Waste placed in a Collection Container designated for Organic Waste provided pursuant to 14 CCR §§ 18984.1 or 18984.2; (B) Organic Wastes that are carpet, hazardous Wood Waste, or non-compostable paper placed in the Collection Container that is part of an Organic Waste Collection Service provided pursuant to 14 CCR §§ 18984.1 or 18984.2; (C) Organic Wastes placed in a Collection Container designated for Garbage, that pursuant to 14 CCR § 18984.1 or 18984.2 were intended to be Collected separately in a Collection Container designated for Organic Waste or Recyclable Materials; (D) Organic Wastes placed in the Collection Container designated for Recyclable Materials shall be considered Prohibited Container Contaminants when those wastes were specifically identified in this Agreement, or through local ordinance for Collection in the Container designated for Organic Waste, or mutually agreed to and promulgated by the City and Contractor. Paper

DRAFT

products, printing and writing paper, wood, and dry lumber may be considered acceptable and not considered Prohibited Container Contaminants if they are placed in Collection Container designated for Recyclable Materials; and (E) Exempt Waste placed in any Collection Container.

1.72 Quarter. "Quarter" means a three-month period during a Calendar Year. The first Quarter is January through March. The second Quarter is April through June. The third Quarter is July through September. The fourth Quarter is October through December.

1.73 Rate Year. "Rate Year" means the period of July 1 to June 30 for each year during the Term of this Agreement.

1.74 Recyclable Materials. "Recyclable Materials" means those materials that are separated from Solid Waste prior to Disposal to be recycled, consistent with the requirements of the Act. Recyclable Materials that can be placed in the Recyclable Materials Container are listed in Exhibit 11, and the term also includes any other items determined by the Agreement Administrator.

1.75 Recycling. "Recycling" means the process of Collecting, sorting, cleansing, treating, and/or marketing Recyclable Materials that would otherwise become Garbage, and returning them to the economic mainstream in the form of raw material for new, reused, or reconstituted products which meet the quality standards necessary to be used in the marketplace. The Collection, transportation, or Disposal of Solid Waste not intended for, or capable of, reuse is not Recycling. "Recycling" does not include transformation as defined in Public Resources Code § 40201. Paper products and printing and writing paper, each as defined in SB 1383, may be placed in either the Recyclable Materials Container or the Organic Waste Container. Carpet and textiles, as well as compostable plastic materials, may not be placed in either the Recyclable Materials Container or the Organic Waste Container.

1.76 Residential Collection Service. "Residential Collection Service" means ongoing regularly scheduled Collection of Solid Waste by an Exclusive Franchise from Residential Service Units and MFD Service Units, and the delivery of that Solid Waste to the Disposal Facility, Materials Recovery Facility, and/or Organic Waste Processing Facility.

1.77 Residential Premises. "Residential Premises" means: (i) any building or structure, or portion thereof, that is used for residential housing purposes and has four (4) or fewer distinct living units; and (ii) any multiple-unit residential complex which, with the prior written approval of the City Manager, receives Solid Waste Collection using standard residential Containers.

1.78 Roll-Off Container. "Roll-Off Container" means a metal Container with a capacity of ten (10) or more cubic yards that is normally loaded onto a specialized Collection vehicle and transported to the appropriate facility.

1.79 SB 1383. "SB 1383" means State of California Senate Bill 1383, Short-lived Climate Pollutants: Organic Waste Reductions, approved September 19, 2016, and the regulations implementing the law, Title 14, Code of California Regulations (CCR), Chapter 12.

1.80 SB 54. "SB 54" means State of California Senate Bill 54, Plastic Pollution Prevention and Packaging Producer Responsibility Act, approved June 30, 2022, and the regulations implementing the law, adding Chapter 3 within Part 3 of Division 30 of the California Public Resources Code.

1.81 Self-Haul. "Self-Haul" means the Collection of Solid Waste by the resident, owner, or occupant of the Premises on which the Solid Waste was generated, pursuant to a City-issued permit and in accordance with the requirements of the City Code.

1.82 Service Area. "Service Area" means that area within the city limits of the City of Suisun City designated by City as the Service Area.

DRAFT

1.83 Service Recipient. “Service Recipient” means an individual or entity receiving Collection Service. Service Recipient and Customer are used interchangeably depending on context.

1.84 Service Unit. “Service Unit” means a single subscriber to Contractor’s Solid Waste Collection. Service Unit specifically includes the following:

A. City Service Unit. City Facility(ies) that utilize a Bin, Cart, or Roll-Off Container(s) for the accumulation and set-out of Solid Waste. City Service Units are the properties set forth in Exhibit 2 and may be modified by written notice to Contractor by the City.

B. Commercial Service Unit. All retail, professional, wholesale, and industrial facilities, as well as other commercial enterprises offering goods or services to the public, that utilize a Garbage Bin, Cart, Compactor, or Roll-Off Container for the accumulation and set-out of Commercial Solid Waste.

C. Multi-Family Dwelling (MFD) Service Unit. A “MFD Service Unit” refers to any Multi-Family Dwelling Unit in the Service Area utilizing a Cart for the accumulation and set out of Solid Waste originating from MFD Residential Premises.

1.85 Single-Family Dwelling (SFD) Service Unit. “Single-Family Dwelling” and “SFD” shall mean any building or structure, or portion thereof, including but not limited to Mobile Home Parks, used for residential purposes, and having four (4) or fewer distinct living units. A SFD Service Unit refers to any Single-Family Dwelling Unit in the Service Area utilizing a Cart for the accumulation and set out of Solid Waste originating from SFD Residential Premises. The term SFD Service Unit is inclusive of all SFD Dwelling Units regardless of how many SFD Dwelling Units sit on a single parcel; though multiple Dwelling Units may exist on one parcel, to the extent that one SFD Dwelling has four (4) or fewer distinct living units, it shall be treated as a SFD Service Unit.

1.86 SFD Collection Service. “SFD Collection Service” means SFD Garbage Collection Service, SFD Recyclable Materials Service, SFD Organic Waste Collection Service, and SFD Bulky Waste Collection Service.

A. SFD Garbage Collection Service. The Collection of Garbage, by Contractor, from SFD Service Units in the Service Area, and the delivery of that Garbage to the Disposal Facility.

B. SFD Bulky Waste Collection Service. The periodic on-call Collection of Bulky Waste, by Contractor, from SFD Service Units in the Service Area, and the delivery of those Bulky Waste to the Disposal Facility, Materials Recovery Facility, or other such facility as may be appropriate under the terms of this Agreement. SFD Bulky Waste Collection Service does not include the Collection of Bulky Waste using Roll-Off Containers.

C. SFD Organic Waste Collection Service. The Collection of Organic Waste, by Contractor, for SFD Service Units in the Service Area, and the delivery of those Organic Waste Materials to the Organic Waste Processing Facility.

D. SFD Recyclable Materials Service. The Collection of Recyclable Materials, including dry-cell household batteries when set out by the Service Recipient in heavy duty plastic bags and placed on the Recyclable Materials Cart, by the Contractor from SFD Service Units in the Service Area the delivery of those Recyclable Materials to the Materials Recovery Facility.

1.87 Single-Family Dwelling or SFD. “Single-Family Dwelling” or “SFD” means any residential Premises with four (4) or fewer single attached Dwelling Units, each designed for use by one bona fide housekeeping group.

DRAFT

1.88 Sludge. “Sludge” means the accumulated solids, residues, and precipitates generated as a result of waste treatment or processing, including wastewater treatment, water supply treatment, or operation of an air pollution control facility, as well as mixed liquids and solids pumped from septic tanks, grease traps, privies, or similar disposal appurtenances, or any other such waste having similar characteristics or effects.

1.89 Solid Waste. “Solid Waste” means all putrescible and non-putrescible solid, semisolid, and liquid wastes, including Garbage, trash, refuse, paper, rubbish, ashes, industrial wastes, demolition and construction wastes, abandoned vehicles and parts thereof, discarded home and industrial appliances, dewatered, treated, or chemically fixed sewage Sludge which is not Hazardous Waste, vegetable or animal solid and semisolid wastes, and other discarded solid and semisolid wastes, as set forth in California Public Resources Code § 40191(a)(b), as amended from time to time. Solid Waste includes Recyclable Materials but does not include (1) Hazardous Waste; (2) radioactive waste regulated pursuant to the Health and Safety Code §§ 114960 et seq.;(3) medical waste regulated pursuant to the Health and Safety Code §§ 117600 et seq.; and (4) Exempt Waste.

1.90 Solid Waste Collection. “Solid Waste Collection” means the Collection of Garbage, Recyclable Materials, and Organic Waste within the corporate limits of City, and the transportation of such material to appropriate places for processing, Recycling, Composting, and/or Disposal.

1.91 Source Separated. “Source Separated” means materials that have been kept separate in the Solid Waste stream, at the point of generation, for the purpose of additional sorting or processing in order to return them to the economic mainstream in the form of raw material for new, reused, or reconstituted products, which meet the quality standards necessary to be used in the marketplace, or as otherwise defined in 14 CCR § 17402.5(b)(4).

1.92 Source Reduction and Recycling Element (SRRE). “SRRE” means a formal planning document that demonstrates how the City will comply with the Act’s Diversion goals.

1.93 Term. “Term” means the time period or duration for which the Agreement is in effect.

1.94 Tier One Commercial Edible Food Generator. “Tier One Commercial Edible Food Generator”, defined within SB 1383, means a commercial Edible Food generator that has an SB 1383 compliance deadline of January 1, 2022. Tier One Generators may include supermarkets; grocery stores with a total facility size equal to or greater than 10,000 square feet; food service providers that serve institutional, governmental, commercial, or industrial locations; food distributors; and/or wholesale food vendors.

1.95 Tier Two Commercial Edible Food Generator. “Tier Two Commercial Edible Food Generator”, defined within SB 1383, means a commercial Edible Food generator that has an SB 1383 compliance deadline of January 1, 2024. Tier Two Generators may include restaurants with 250 or more seats or a total facility size equal to or greater than 5,000 square feet; hotels with an on-site food facility and 200 or more rooms; health facilities with an on-site food facility and 100 or more beds; large venues (permanent venue facilities that annually seat or serve an average of more than 2,000 individuals within the grounds of the facility per day of operation); large events (events that serve an average of more than 2,000 individuals per day of operation of the event, at a location that includes, but is not limited to, a public, nonprofit, or privately owned park, parking lot, golf course, street system, or other open space when being used for an event); state agencies; and/or local education agencies.

1.96 Transfer Station. “Transfer Station” means the place or places listed in Exhibit 8 for conveyance of Solid Waste Collected by Contractor into larger vehicles prior to transportation of the Solid Waste to the Disposal Facility or Processing Facility.

DRAFT

1.97 Unicycling. “Unicycling” means a method of separating trash and Recyclable Materials in a single Collection Container. Garbage materials are Collected in bags and deposited into the Collection Container, and Recyclable Materials are deposited into the Collection Container loose and unbagged.

1.98 Universal Waste or U-Waste. “Universal Waste” or “U-Waste” means electronic devices, dry-cell batteries, non-empty aerosol cans, fluorescent lamps, fluorescent bulbs, mercury thermostats, and other mercury-containing equipment.

1.99 Waste. “Waste” means the useless, unused, unwanted, or discarded material and debris resulting from normal residential and commercial activity or materials which, by their presence, may injuriously affect the health, safety, and comfort of persons or depreciate property values in the vicinity thereof, but does not include Exempt Waste.

1.100 Waste Generator. “Waste generator” means any person, as defined by the most current version of the Public Resources Code, whose act or process produces Solid Waste as defined in that same code, or whose act first causes Solid Waste to become subject to regulation.

1.101 Workday. “Workday” means any day, Monday through Saturday, that is not a Holiday as set forth in this Agreement.

1.102 Wood Waste. “Wood Waste” means Solid Waste consisting of stumps, large branches, tree trunks, and wood pieces or particles that are generated from the manufacturing or production of wood products; harvesting, processing, or storage of raw wood materials; or Construction and Demolition activities.

Article 2. Term of Agreement

2.01 Term of Agreement. The Term of this Agreement will be for a ten (10) year period beginning July 1, 2025, and terminating on June 30, 2035. Contractor shall commence performance of its Solid Waste Collection obligations under this Agreement on July 1, 2025 (“Commencement Date”).

2.02 Optional Extension of Term. City may, in its sole discretion, grant Contractor two additional five (5) year extensions of the Term. The City may decline to negotiate an extension of the Term if the following preconditions are not satisfied; (1) Contractor is not then in default of any material term or condition of the Agreement; (2) Contractor has paid City on time all required fees associated with Agreement; or (3) Contractor has failed to request the Optional Extension of Term by October 1, 2033, in order to be eligible for the first extension, or by October 1, 2038, to be eligible for the second extension. City shall consider performance standards and the results of performance reviews, as outlined in Article 17, in decisions regarding extension of term.

Article 3. Conditions Governing Services Provided by Contractor

3.01 Grant of Exclusive Agreement. City hereby grants to Contractor, on the terms and conditions set forth herein, including the limitations set forth in Sections 3.02 and 3.03, the exclusive franchise, right, and privilege to collect, remove, and dispose of, in a lawful manner, Solid Waste, Recyclable Materials, and Organic Materials accumulating in the City’s Service Area that are required to be accumulated and offered for Collection to the Contractor in accordance with Applicable Law, for the Term of and within the scope set forth in this Agreement.

3.02 Recyclable Materials, Organic Waste, and Bulky Waste Discarded by Service Recipients. This Agreement shall not prohibit any Service Recipient from selling Recyclable Materials or Organic Waste or giving Recyclable Materials or Organic Waste away to persons or entities other than Contractor. However, in either instance: (1) the Recyclable Materials and Organic Waste must be Source Separated from and not mixed with other Solid Waste; and (2) the seller/donor may not pay the buyer/donor any consideration for Collecting, processing, or transporting such Recyclable Materials or Organic Waste. A

DRAFT

discount or reduction in the price for Collection, Disposal, and/or Recycling services for any form of un-segregated or segregated Solid Waste is not a sale or donation of Recyclable Materials or Organic Waste, and such Solid Waste does not qualify for this exception. However, once the Recyclable Materials or Organic Waste have been placed in the Collection Container and the Container set out for Collection, the Recyclable Materials or Organic Waste become the property of Contractor and cannot be sold or donated.

3.03 Exclusions to Exclusivity.

3.03.1 Specialized Recyclable Materials. If Contractor expressly advises City in Writing that it is unable or unwilling to Collect and process for specific Diversion specialized materials, after being provided the opportunity in writing to provide the specific service, including, but not limited to, Organic Waste, metals, Construction and Demolition Debris, laboratory waste, pallets, clothing, shoes, textiles, plastic, and others, and a third party is able to re-use or Recycle one or more of these materials, Service Recipients shall have the right to engage the third-party recycler to Collect and Recycle those Source-Separated Recyclable Materials, provided that the Diversion is verified by the City.

3.03.2 Recyclable Materials Sold By Commercial Generator. If the Waste Generator at a Commercial Service Unit has Source Separated Recyclable Material, the Waste Generator is entitled to sell that Recyclable Material when such collector is permitted as appropriate under the City Code.

3.03.3 Byproducts of Food and Beverage Processing. Under AB 3036 (2018), certain byproducts from the processing of food or beverages from agricultural or industrial sources, provided they do not include animal, including fish, processing byproducts, they are Source-Separated, they are not discarded, and they are used as animal feed, are exempted from this Exclusive Franchise Agreement. Entities requesting exemption must apply to the City and be any of the following: registered pursuant to § 110460 of the Health and Safety Code, or be exempted from registration pursuant to § 110480 of the Health and Safety Code, or be a beer manufacturer as defined in § 23012 of the Business and Professions Code, or be a distilled spirits manufacturer, as defined in § 23015 of the Business and Professions Code.

3.03.4 Donated Solid Waste. Recyclable Materials, Organic Waste, or Bulky Waste which is Source Separated at any Premises by the waste generator and donated to youth, civic, or charitable organizations qualified as such pursuant to Federal law.

3.03.5 Gardening or Landscape Services. Green Waste removed from a Premises by a gardening, landscaping, or tree trimming company as an incidental part of a total service offered by that company rather than as a hauling service.

3.03.6 Self-Haul. Service Recipients may choose to Self-Haul Solid Waste to Disposal or Processing Facilities, to the extent authorized by the City Code.

3.03.7 Materials Generated or Accumulated During An Emergency or Disaster. During and following an emergency or disaster, as determined by City in its sole discretion, City may enlist additional contractors or other entities in the Collection, transportation, and/or Disposal of any and all types of materials that are generated or accumulated. In particular, the City may choose to pursue reimbursement of disaster services through the Federal Emergency Management Agency (FEMA), which would require that the associated disaster services be secured via a competitive bidding process. Contractor shall not be prohibited by any part of this Agreement from participating in this competitive bidding process, but City shall be free to put services associated with declared disasters out to bid in accordance with FEMA requirements and enlist additional contractors based on the results of that process.

3.04 Responsibility for Service Billing and Collection. Contractor is responsible for the billing and collection of payments for Solid Waste Collection within the Service Area.

DRAFT

Article 4. Franchise Fees and Payments

4.01 Contractor's Payments to City. The Parties agree that all fees and any payments owed by Contractor to City under this Agreement are the product of extensive negotiations and constitute valid consideration for the rights and privileges granted to Contractor under this Agreement.

4.01.1 Reimbursement for the Cost of Procurement/Negotiation Process. Contractor shall reimburse the City a one-time fee of seventy thousand dollars ($70,000) for the cost of the Franchise Agreement solicitation, evaluation, negotiation, and award process. This fee shall be due and payable on the thirtieth (30th) day after the Effective Date of the Agreement.

4.01.2 Monthly Fees and Payments. The following monthly fees and payments shall be due and payable on the twentieth day of the month following the end of each month for which Solid Waste Collection was provided, with the first such payment being due on August 20, 2025. The City Council may adjust the Monthly Fees by resolution, in which case Contractor shall be entitled to an adjustment to Maximum Service Rates as a City-directed change in accordance with Section 30.01. The Monthly Fees shall be accompanied at the time of payment by a written report, in a format acceptable to the City, setting forth the calculations Contractor used to determine the amount due and the basis for those calculations. Figures used in the report shall be taken from Contractor's general books of account, and Contractor shall retain all supporting documentation in accordance with the records retention requirements in Section 22.01.

4.01.3 Franchise Fee. Contractor shall pay to City a Franchise Fee set by City Council resolution or ordinance. The Franchise Fee shall be due and payable monthly within twenty (20) days following the end of each month. If payment is not received within said twenty (20) day period, interest shall accrue thereon at the maximum interest rate permitted under California law, but not to exceed ten percent (10%) per annum. Any such fee shall have prospective effect only; provided, however, that should any adjustment be given retroactive effect, the applicable Franchise Fee shall also be given such effect. Contractor and City mutually acknowledge and agree that Contractor's Franchise Fee Payments to City is part of a bargained-for exchange of consideration under this Agreement that includes, but is not necessarily limited to Contractor's right to maintain its Collection Containers in and on the public rights-of-way of the City, subject to the requirements and conditions herein, which is a material benefit to Contractor.

4.02 Adjustments to Fees. City may set other fees or adjust the fees established in this Article from time to time during the Term of this Agreement in accordance with Applicable Law, and such adjustments and any Franchise Fee adjustments shall be included in the adjustment of Maximum Rates as described in Exhibit 1.

4.03 Time and Method of Payment. Contractor shall pay all amounts owed under this Article without prior notice or demand and without abatement, deduction, offset, or credit in lawful money of the United States, on or before the applicable due date, unless the due date lands on a weekend or Holiday, in which case the due date shall be the next Business Day. If sent by U.S. mail, the remittance must be post-marked on or before the due date. If hand-delivered, Contractor must request and receive a date-stamped receipt from the City by 5:00 p.m. Pacific Time (PT) on the due date.

4.04 Franchise Fee Disputes. In the event of any disputes between the Contractor and the City with respect to the fees described in this Article, the City shall provide the Contractor with written objection within one hundred eighty (180) days of the receipt of the written report described in Section 4.01.2, encompassing the dispute amount. The City shall state its objections in writing with reference to the applicable portion(s) of the report and its reasons then known for its dispute. The Parties agree to meet and confer regarding any such dispute.

4.05 Judicial Determination. In the event any City-Imposed Fee (hereinafter "CIF") is determined to be excessive, invalid, or unenforceable by a judgment or order of a court of competent jurisdiction that is expressly binding on one or more of the Parties hereto: (i) Contractor shall not charge or collect the future portion of such CIF; (ii) to the extent the Customers are entitled to a reimbursement of any portion of such

DRAFT

CIF, and City is required to reimburse Contractor in the amount of such CIF previously remitted to City, thereafter Contractor shall directly reimburse all Customers entitled to reimbursement in the amount attributable to each Customer account. In no event shall Contractor retain any portion of the fees reimbursed by City; (iii) to the extent the Customers are entitled to a reimbursement of such CIF, and City is required by a court to directly reimburse Customers, Contractor shall assist City in identifying all Customers entitled to a reimbursement, quantifying the reimbursement amount attributable to each Customer account, and obtaining and providing to City any other information needed to satisfy the obligations imposed by a court; and (iv) City and Contractor will, within thirty (30) days following such court decision, meet and confer to negotiate in good faith and using reasonable efforts to attempt to agree on modifications to the Agreement.

4.06 City Payments to Contractor. The Parties agree that all fees and any payments owed by City to Contractor under this Agreement are the product of extensive negotiations.

4.06.1 HHW Services Payment. City shall annually pay Contractor sixteen thousand three hundred two dollars ($16,302) as a contribution to the cost of HHW services provided within this Agreement. This payment amount shall increase annually on July 1 by the CPI Adjustment Calculation in Section 6.02.1.

Article 5. General Requirements

5.01 Service Standards. Contractor must perform all Solid Waste Collection under this Agreement in a thorough and professional manner as described in Article 25, while meeting the minimum performance and Diversion standards listed in Article 17, according to the Sustainability and Compliance Plan (Exhibit 9) developed by the Contractor and approved by the City. Contractor's performance under this Agreement, with respect to both Collection Services and any other services provided under or pursuant to this Agreement shall be in accordance with the standard of care generally exercised by like professionals under similar circumstances and in a manner reasonably satisfactory to City.

5.02 Legal Compliance. In performing this Agreement, Contractor shall comply with all applicable provisions of federal, state, and local laws, ordinances, codes, and regulations, which shall include but not be limited to all Applicable Laws. The City shall give Contractor written notice prior to any amendment to the City Code that would materially affect the performance of Contractor's obligations under this Agreement. Such notice shall be provided at least thirty (30) days prior to adoption of the amendment, except in the case of an amendment adopted pursuant to an urgency ordinance that may go into effect immediately pursuant to state law, in which case, notice shall be given to Contractor as soon as is reasonably possibly under the circumstances.

5.03 Labor and Equipment. Contractor must provide and maintain all labor, equipment, tools, facilities, and personnel supervision required for the performance of Contractor's obligations under this Agreement. Contractor must always have sufficient backup equipment and labor to fulfill Contractor's obligations under this Agreement. No compensation for Contractor's services or for Contractor's supply of labor, equipment, tools, facilities, or supervision will be provided or paid to Contractor by City or by any Service Recipient except as expressly provided by this Agreement.

5.04 Holiday Service and Office Hours.

5.04.1 Holiday Office Hours. Contractor is not required, but shall have the option, to maintain office hours on the designated Holidays as defined in Section 1.57: New Year's Day, Martin Luther King Jr. Day, Presidents' Day, Memorial Day, Juneteenth, Independence Day, Labor Day, Veterans Day, Thanksgiving Day, the day after Thanksgiving, Christmas Day, and any other day recognized as a holiday by resolution of the City Council.

5.04.2 Holiday Service. Contractor is not required, but shall have the option, to provide Solid Waste Collection on the following subset of Holidays: New Year's Day, Labor Day, Thanksgiving Day, and Christmas Day. In any week in which one of these Holidays falls on a Workday, SFD Collection Services

for the Holiday and each Workday thereafter will be delayed one Workday for the remainder of the week, with normally scheduled Friday SFD Collection Services being performed on Saturday. Commercial Collection Services will be adjusted as set forth in 11.01, but must meet the minimum frequency requirements of one (1) time per week. Solid Waste Collection will not take place on Sundays, unless previously authorized by the Agreement Administrator.

5.05 Inspections. The City has the right to inspect Contractor's facilities or Collection Vehicles and their contents used to provide services pursuant to this Agreement at any reasonable time while operating inside or outside the City without advance notice to the Contractor.

5.06 Commingling of Materials.

5.06.1 SFD Materials Collected in Suisun City. Contractor may not at any time commingle any SFD materials Collected pursuant to this Agreement with any other material Collected by Contractor inside or outside the City of Suisun City without the express prior written authorization of the Agreement Administrator.

5.06.2 Commercial Garbage Materials Collected in Suisun City. Contractor may commingle Commercial Garbage materials Collected pursuant to this Agreement with other materials Collected outside the City of Suisun City, provided that Contractor tracks the tonnage of Commercial material Collected inside the City of Suisun City separately using a City-approved allocation methodology. Changes to the allocation methodology may only be made with the express prior written authorization of the Agreement Administrator.

5.06.3 Recyclable Materials. Subject to Sections 10.10.2, 11.09.4, and 12.06.4, Contractor may not at any time commingle Recyclable Materials Collected pursuant to this Agreement with any other material type Collected by Contractor without the express prior written authorization of the Agreement Administrator.

5.06.4 Organic Waste. Subject to Sections 10.11.3, 11.10.4, and 12.07.6, Contractor may not at any time commingle Organic Waste Collected pursuant to this Agreement with any other material type Collected by Contractor, without the express prior written authorization of the Agreement Administrator.

5.06.5 Commingled Garbage and Recyclables. Only in special circumstances in which separate Collection Containers pose a challenge due to space or logistical constraints, and with prior written authorization of the Agreement Administrator, Contractor may Collect Commercial Garbage and Recyclable Materials in the same Collection Container, using a Split-bin or Unicycling, for the purposes of processing Recyclable Materials for Diversion.

5.07 Contamination.

5.07.1 Contractor must offer the Service Recipients the correct combination of Cart and Bin sizes and Collection frequency beyond the minimum bundled service requirements, as necessary, that matches their unique service needs to reduce Contamination, and to provide service at the least cost to Service Recipients. To support City's Diversion goals and Contractor's Diversion Requirements as set forth in Article 8, Contractor is only required to Collect and process Recyclable Materials if they have been separated by the Service Recipient from Garbage and Organic Waste and will only be required to Collect Organic Waste if it has been Source Separated by the Service Recipient from Garbage and Recyclable Materials.

5.07.2 As part of Contractor's Public Education Services under Section 20.02, Contractor has agreed to provide outreach and support to Service Recipients as described in the Contractor's Sustainability and Compliance Plan provided as Exhibit 9 and the Education and Outreach Plan provided as Exhibit 10. Additionally, Contractor's route Collection personnel will report to Contractor's supervisors if they observe potential Contamination problems and/or insufficient Collection capacity. For purposes of

DRAFT

determining Contamination, if, by visual or digital inspection, Recyclable Materials are commingled with ten percent (10%) by weight or volume of Garbage or Organic Waste, or if, by visual inspection, Solid Waste Materials are commingled with ten percent (10%) by weight or volume of Recyclables or Organic Waste, or if, by visual inspection, Organic Waste is commingled with three percent (3%) by volume of Garbage or Recyclable Materials, then Recyclable Materials, Solid Waste Materials, and/or Organic Waste will be deemed, respectively, to be Contaminated, and Contractor may take the following steps:

5.08 Violations by Service Recipients. The following provisions will apply to all Commercial, MFD, and SFD Service Recipients. An occurrence is defined as an event of Contamination in one day, meaning that two occurrences cannot occur on the same day. None of the following apply to Exempt Waste, for which Contractor has no service obligations.

5.08.1 First Occurrence. For the first occurrence of Contamination for a particular Container (i.e., Recyclable Materials or Organic Waste), Contractor must Collect the Contaminated Container (as Solid Waste) and must affix to the Contaminated Container a Contamination Violation Notice which contains instructions on the proper procedures for sorting Recyclable Materials or Organic Waste, and must notify the Service Recipient by phone, U.S. mail, email, or in person (which may be a Container tag that meets SB 1383 requirements), that for the second and subsequent incidents of excess Contamination, the Service Recipient may be charged a Contamination fee for the Contaminated Container, and Contractor may increase the Collection Container size, or require an additional Collection Container. Contractor's representative must also contact the Service Recipient by phone, U.S. mail, email, or in person (which may be a Container tag that meets SB 1383 requirements) to ensure that they have the appropriate level of service for proper Collection of Recyclable Materials and/or Organic Waste. Contractor must also document the Contamination issue and provide digital/visual documentation to the Service Recipient that clearly documents the Service Recipient's on-going Contamination problems.

5.08.2 Second Occurrence. For the second or subsequent occurrence of Contamination for a particular Container (i.e., Recyclable Materials or Organic Waste), Contractor must Collect the Contaminated Container (as Solid Waste) and must charge the Service Recipient a Contamination fee as set forth in Exhibit 1. Contractor must continue providing the Recyclable Materials or Organic Waste Collection Services. Contractor must provide (or have provided) digital/photographic documentation to the Service Recipient that clearly documents the Service Recipient's on-going Contamination problems and written Notices of Contamination as described above. Contractor may increase the Container size or Collection frequency and impose a Contamination surcharge on the account for a period of six months or until the Service Recipient has demonstrated no Contamination for a period of three consecutive months. Contractor must document Contamination issue and surcharge and notify City within five (5) Business Days if Contractor increases the Container size or Collection frequency for excessive Contamination or imposes the Contamination surcharge on the account. City will consult with Contractor and consider and pursue, as applicable, appropriate legal remedies against offending Service Recipients to secure discontinuance of the Contamination.

5.09 Tracking Occurrences of Contamination. Regarding Section 5.08, each Contamination occurrence is tracked annually per Calendar Year, and resets every three year on January 1. Where Contamination is occurring, and occurrences are consecutive and unremedied, their count shall continue across Calendar Years until remedy occurs. In this case, once the Service Recipient has demonstrated no Contamination for a period of three consecutive years, the compliance tracking calendar will reset.

5.10 Disputes Over Excess Contamination Charges. If Service Recipient disputes a Contamination charge (which must be within thirty (30) days of them being assessed), Contractor will temporarily halt any Contamination charge and/or increased Maximum Service Rate resulting from increasing the Collection Container size, or Collection frequency, and Contractor may request a ruling by the City Manager to resolve the dispute. During the pendency of any request, Contractor may restore Container size or number or Collection frequency to the prior levels. A request by Contractor to the City Manager to rule on any such dispute must be filed within ten (10) Business Days of Contractor's halting of Contamination charge, or increased Maximum Rate, and must include written documentation and digital/visual evidence of ongoing overall problems. The City Manager may request a meeting (in person or

phone) with both the Service Recipient and Contractor to resolve the dispute. Following such a meeting, the City Manager will rule on the dispute within ten (10) Business Days, and the City Manager's decision on resolving the dispute between Contractor and Service Recipient shall be based solely on the weight of the evidence presented by the Contractor and Customer and will be final. If the City Manager rules in favor of the Service Recipient, Contractor will credit the disputed Contamination charges or increased Maximum Service Rate. If the City Manager rules in favor of Contractor, Contractor may charge Service Recipient the prior halted Contamination charge and/or increased Maximum Service Rate resulting from increasing the Collection Container size or Collection frequency and may follow the steps in Section 7.08 for collection of delinquent accounts.

5.11 Overage and Correction Procedures. Contractor shall provide the Service Recipients the correct combination of Collection Containers and Collection frequency that matches each Service Recipient's unique service needs to enable clean, efficient, and cost-effective Collection of Solid Waste, Recyclable Materials, and Organic Waste. City and Contractor agree that overflow of Solid Waste that is not properly in the Service Recipient's Solid Waste Collection Containers negatively impacts public health and safety. Contractor has also agreed to conduct Recycling audits and provide outreach and support to Service Recipient accounts receiving the correct service level. However, if Service Recipients are found to habitually overflow their Solid Waste Collection Containers (i.e., lid will not close, and/or material not contained within Container), Contractor may take the steps listed below to correct Service Recipient's on-going overflow of Solid Waste.

5.11.1 Prior Arrangements for Collection. If the Service Recipient has made prior arrangements with Contractor for Collection of Solid Waste Overages, Contractor must Collect such Overages as arranged, and may charge the Service Recipient the Solid Waste Overage fee (prior arrangement) set forth in Exhibit 1.

5.11.2 No Prior Arrangements. If the Service Recipient has not made prior arrangements with Contractor for Collection of Solid Waste Overage, (i) Contractor may Collect such Solid Waste Overage at no additional charge as a courtesy, (ii) Contractor may not Collect the Solid Waste Overage and leave a Non-Collection Notice explaining the reason for non-collection of the Solid Waste Overage, (iii) Contractor may Collect the Solid Waste Overage (up to two lifts) and charge the Service Recipient the Solid Waste Overage fee (no prior arrangement) set forth in Exhibit 1 as provided below, or increase the capacity or frequency of Collection of the existing Collection Container(s) to match documented service needs as provided below. In managing Solid Waste Overages, the following apply:

5.11.2.1 SFD Service Recipients – Each Occurrence. For each occurrence Contractor will not Collect the Solid Waste Overage because the Collection Container could not be serviced by normal operating procedures or cause spillage upon servicing, Contractor must provide written notice via email, U.S. mail, or in person (which may be by Non-Collection Notice) to the Service Recipient with the date, description, and photograph of the Solid Waste Overage. Contractor's Non-Collection Notice for SFD Service Recipients shall also contain instructions on (a) how to schedule a Bulky Waste Collection or (b) request an additional Collection Container to eliminate future Overages. For each occurrence Contractor charges a Service Recipient the Solid Waste Overage fee (no prior arrangement) set forth in Exhibit 1, Contractor will document the physical condition of the Collection Container and associated Overage with one or more photographs and retain this documentation for the period of at least one year.

5.11.2.2 Commercial and MFD Service Recipients – Each Occurrence. Contractor must provide a written notice on the Container and may provide a copy of the notice via email, U.S. mail, or in person (which may be by Non-Collection Notice) to the Service Recipient with the date, description, and photograph of the Solid Waste Overage. Contractor's Non-Collection Notice for MFD Service Recipients shall also contain instructions on (a) how to schedule a Bulky Waste Collection or (b) request an additional Collection Container to eliminate future Overage. Contractor may Collect the Solid Waste Overage and may charge the Service Recipient a Solid Waste Overage fee as set forth in Exhibit 1 and increase the capacity or Collection frequency of the Collection Container to match documented service needs. At least ten (10) Business Days prior to increasing the Collection Container size or frequency of Collection, Contractor's representative must also contact the Service Recipient by phone, U.S. mail, email,

or in person (which may be by Non-Collection Notice) to ensure that Service Recipient has the appropriate level of service. Contractor must document Overage issue and notify City within ten (10) Business Days of any changes in Service Recipient's Collection Container size or Collection frequency. The increased capacity or Collection frequency will remain in effect until Contractor determines that it is no longer needed to prevent Overages, which may be longer than the one Calendar Year stated above. Such determination will be in Contractor's sole but reasonable discretion and will be subject to the dispute resolution procedure set forth below. City will consider, and pursue as applicable, appropriate legal remedies against offending Service Recipients in order to secure discontinuance of the Overages.

5.11.2.3 Tracking Occurrences of Solid Waste Overage. Regarding Section 5.11, after twelve (12) months have passed from the last applicable Solid Waste Overage occurrence, the next Solid Waste Overage occurrence will be deemed a first Solid Waste Overage occurrence.

5.11.3 Disputes Over Container Overflow Charges. If Service Recipient disputes a Solid Waste Overage charge or Container size or Collection frequency change within 10 days of the disputed action and Contractor notification, Contractor must temporarily halt Solid Waste Overage charge and/or increased Maximum Service Rate resulting from increasing the Collection Container size or Collection frequency, and Contractor may request a ruling by the City Manager to resolve the dispute. A timely appeal must be in writing on a City-approved form provided by Contractor, made available by both the City and Contractor. The Contractor shall bear the burden of demonstrating the Contamination charge and/or change in service is warranted with written and visual documentation and/or evidence of the violation or ongoing problems. A request by Contractor to the City Manager to rule on any such dispute must be filed within ten (10) Business Days of Contractor's halting of Solid Waste Overage charge, or increased Maximum Rate, and must include written documentation and digital/visual evidence of ongoing overall problems. The City Manager may request a meeting (in person or phone) with both the Service Recipient and Contractor to resolve the dispute. Following such a meeting, the City Manager will rule on the dispute within ten (10) Business Days, and the City Manager's decision on resolving the dispute between Contractor and Service Recipient will be final. If the City Manager rules in favor of the Service Recipient, Contractor must credit the disputed charge or increased Maximum Service Rate. If the City Manager rules in favor of Contractor, Contractor may charge Service Recipient the prior halted Solid Waste Overage charge and/or increased Maximum Service Rate resulting from increasing the Solid Waste Collection Container size or Collection frequency and may follow the steps in Section 7.08 for collection of delinquent accounts.

5.11.4 Notifying City of Habitual Overflow. Contractor shall notify the City regarding Commercial and MFD Customers that habitually overflow their Containers, where habitual overflow is defined as three (3) or more instances per Quarter, so that the City can take appropriate action with such Customers to secure discontinuance of the Overages.

5.12 Ownership of Materials. Except as provided otherwise under Applicable Law, title to Residential Waste, Commercial Solid Waste, Recyclable Materials, and Organic Waste will pass to Contractor at such time as said materials are set out for Collection. Title to and liability for Exempt Waste shall at no time pass to Contractor and shall remain with the generator of such Exempt Waste.

5.13 Spillage and Litter. Contractor may not litter Premises in the process of providing Solid Waste Collection or while its vehicles are on the road. Contractor must transport all materials Collected under the terms of this Agreement in such a manner as to prevent the spilling or blowing of such materials from Contractor's vehicles. Contractor must exercise all reasonable care and diligence in providing Solid Waste Collection so as to prevent spilling or dropping of Residential Waste, Commercial Solid Waste, Recyclable Materials, or Organic Materials, and must immediately, at the time of occurrence, clean up such spilled or dropped Residential Waste, Commercial Solid Waste, Recyclable Materials, or Organic Materials.

5.13.1 Contractor is not responsible for cleaning up sanitary conditions caused by the carelessness of the Service Recipient; however, Contractor must clean up any material or residue that is spilled or scattered by Contractor or its employees, or from Overage.

DRAFT

5.13.2 Equipment oil, hydraulic fluids, spilled paint, or any other liquid or debris resulting from Contractor's operations or equipment repair must be covered immediately with an absorptive material and removed from the street surface. Contractor must document spillage and notify City's stormwater compliance coordinator within ninety (90) minutes of any spills resulting from Contractor's operations or equipment. When necessary, Contractor must apply a suitable cleaning agent and cleaning technique to the street surface to provide adequate cleaning as approved by the City's stormwater compliance coordinator to be compliant with the City's stormwater permit.

5.13.3 The above paragraphs notwithstanding, Contractor must clean up any spillage or litter caused by Contractor within ninety (90) minutes upon notice from the City. If City deems necessary, Contractor must engage a third-party environmental clean-up specialist to remove any equipment oil, hydraulic fluids, or any other liquid or debris that remains on street after Contractor's own clean-up efforts. If clean-up is not conducted to the satisfaction of City, City has the right to engage environmental clean-up specialist to perform additional clean-up work at the expense of Contractor. In the event of Contractor's spill or release of a Hazardous Substance, Contractor is responsible for promptly notifying any federal, State, County, or local governmental agency having jurisdiction over same as may be required under federal, State, County or local law or regulation.

5.13.4 In the event where damage to City streets is caused by a hydraulic fluid spill (i.e., any physical damage more than a simple cosmetic stain caused by the spill) by Contractor, Contractor shall be responsible for all repairs to return the street to the same condition as that prior to the spill. Contractor shall be responsible for all clean-up activities related to the spill. Repairs and clean-up shall be performed in a manner satisfactory to the City and at no cost to the City.

5.13.5 To facilitate immediate clean-up, Contractor's vehicles must always carry enough petroleum absorbent materials, along with a broom and shovel.

5.14 SB 1383 Compliance. Contractor shall provide Organic Materials Collection service to all of its Customers within City who are subscribed to and pay for Solid Waste Collection service, unless (i) the Customer is categorically exempted under the City Code from the requirement to subscribe for Organic Materials Collection service or (ii) the Customer qualifies for and is granted a State- or City-issued waiver. Contractor will work with Customers to appropriately size Collection Containers such that source-separation of all materials is possible without any overflow of material, and if any disputes arise or Overages occur, the City will make the final determination on proper Container size.

5.15 Regulations and Record Keeping. Contractor must comply with emergency notification procedures required by Applicable Laws and regulatory requirements. All records required by regulations must be maintained at Contractor's offices. These records must include waste manifests, waste inventories, waste characterization records, inspection records, incident reports, and training records.

5.16 Response Times for City Requests. Upon receiving a data request or information request from City that is not covered by other timeline requirements articulated in this document, and provided that the request from City shall not take more than eight (8) hours of Contractor staff time to complete, Contractor shall compile the requested information and send back a complete response within five (5) Business Days of receipt of the request.

Article 6. Collection Service Rates

6.01 Collection Service Rates. Contractor is solely responsible for determining the rates it will charge for providing Solid Waste Collection, provided that Contractor shall not charge any Service Recipient an amount that exceeds the applicable Maximum Service Rate set forth in Exhibit 1, which may only be adjusted as provided in this Agreement.

DRAFT

6.02 Adjustments to Maximum Service Rates using CPI. Beginning on January 1, 2027, and annually thereafter, Contractor shall, subject to compliance with all provisions of this Section, receive an annual adjustment to the Maximum Service Rates as set forth in Exhibit 1 to this Agreement.

6.02.1 CPI Adjustment Calculation. For Rate Year 2027, beginning on January 1, 2027, and for subsequent years thereafter, the rates shall be adjusted based on one hundred percent (100%) of the average change in the CPI for the 12-month period from July to June. Therefore, the first rate adjustment, effective January 1, 2027, will be based on the percentage change in CPI for the average CPI value from July 1, 2025, through June 30, 2026, compared to the average CPI value from July 1, 2024, through June 30, 2025, rounded to the nearest hundredth of a percent. The index to be used shall be the series CUSR0000SEHG, Water and Sewer and Trash Collection Services in U.S. city average, all urban consumers, seasonally adjusted.

6.02.2 Annual Rate Cap on Maximum Service Rates. In any Rate Year that the calculation of the CPI exceeds five percent (5%), the total adjustment for that year will equal five percent (5%) and any excess may be added to the rate adjustment percentage in the following year, or any subsequent year, provide the total adjustment in any year shall not exceed annual 5% cap. If the CPI is negative (after accounting for any applicable rollover percentages from prior years), there will be no CPI adjustment for that year. Annual rates will not be subject to decrease should the CPI be negative.

6.02.3 Rounding. Adjustments to the overall Maximum Service Rates shall be made only in units of one cent ($0.01). Fractions of less than one cent ($0.01) shall not be considered in making adjustments. All CPI indices shall be rounded at three (3) decimal places for the adjustment calculations.

6.02.4 Maximum Service Rate Adjustment Report. On or before September 1 of each year of the Term, Contractor shall deliver to City a report on its proposed adjustment to the Maximum Service Rates for the subsequent Calendar Year (the "Adjustment Report"). The Adjustment Report shall be in a format as may be mutually agreed on between the City and Contractor and must contain or be accompanied by Contractor's adjustment calculations for the specific services performed under this Agreement during the preceding Agreement Year in Microsoft Excel or another electronic format acceptable to the City. Contractor shall be solely responsible for the cost of preparing the Adjustment Report.

6.02.4.1 Corrections. In the event the City determines the Adjustment Report contains substantial errors or omissions, Contractor shall, at its sole cost, provide a corrected report to the City. A corrected report submitted after September 1 shall be treated as a late report.

6.02.4.2 Late Report. If Contractor fails to submit the Adjustment Report by September 1, the City may: (1) accept and consider the late Adjustment Report if the City, in its sole and reasonable discretion, deems there is sufficient time to review and approve the proposed adjustment in time for it to be implemented on January 1; or (2) accept and consider the late Adjustment Report at its earliest convenience, in which case any approved rate adjustment shall only go into effect prospectively thirty (30) days after the City's approval. In no event shall Contractor apply any rate adjustment retroactively.

6.02.4.3 No Report. If Contractor fails to provide any Adjustment Report, the Maximum Service Rate shall remain unchanged for the next Calendar Year.

6.03 City Approval. If Contractor provides a timely Adjustment Report, the City Manager shall notify Contractor on or before October 1 whether the City has approved the requested adjustments to the Maximum Service Rates for the next Rate Year. Approval of the City Council shall be required for any requested rate adjustment of more than five percent (5%), which shall only be permitted pursuant to Section 6.04 (Extraordinary Adjustments) below. The City Manager may approve all other requests or refer them to the City Council at his or her discretion.

6.04 Extraordinary Adjustments. Independent of and separate from the Adjustments Due to Change in Law, Contractor and City acknowledge that there may be infrequent extraordinary events, which,

DRAFT

although they do not prevent either party from performing, and thus do not implicate the force majeure provisions hereof, nevertheless increase the cost of providing services above the Maximum Service Rate Adjustment articulated in Section 6.02. The obligation of the parties in such event is to act reasonably toward each other in arriving at an appropriate adjustment in rates. Accordingly, at its option, Contractor may apply to the City not more frequently than once every three Calendar Years, for an extraordinary rate adjustment should an event or circumstance arise which negatively impacts the economic operation of Contractor and which is in excess of the rate adjustment resulting from the application of Section 6.02. An extraordinary adjustment in rates will be deemed justified if it is necessary for the Contractor to make a substantial change in its operations, or substantial capital expenditure or investment to perform its obligations under this Agreement due to the occurrence of an event or circumstance which is beyond the reasonable control of Contractor. Extraordinary rate adjustments shall only be effective after approval by the City Council.

6.04.1 Contractor's Burden. In the event of such an application for an extraordinary rate increase, it is understood that the Contractor shall have the burden of demonstrating to the reasonable satisfaction of the City the basis for the extraordinary increase cost. Contractor shall bear the burden of justifying its request and shall be solely responsible for the cost of preparing and submitting sufficient documentation in support of its request. City in its sole reasonable discretion may request Contractor to provide any additional information it deems necessary to fully evaluate the request, and Contractor shall be solely responsible for the cost of providing such additional information. Contractor shall allow City to review a report of its annual revenues and expenses for the services provided in the City. City shall have the right to review this information in connection with the City's review of Contractor's extraordinary rate adjustment request. With respect to any financial statements or any other information Contractor specifically designates as non-public information ("Confidential Information"), City agrees that, except as otherwise set forth in this Section: (a) it will hold in confidence all Confidential Information; (b) it will restrict the disclosure of Confidential Information within its own organization and to its agents or representatives who need to know the Confidential Information for the purposes of the request; (c) it will not disclose Confidential Information to any third party without the prior written consent of the Contractor; (d) it will not copy or reproduce any written or electronically stored Confidential Information without the prior written approval of the Contractor; and (e) it will not use Confidential Information except as required for consideration of the request. City may consider increases or decreases in Contractor's total revenues and total cost of services when reviewing an extraordinary rate adjustment request. Notwithstanding any other provision in this Section, the City will inform the Contractor upon receiving a California Public Records Act request or a subpoena for any Confidential Information by written notice delivered to the Contractor ("Notice"). The Contractor will have five (5) days from the date of the Notice to inform the City in writing of its intent to assert its confidentiality rights under this Agreement. The Contractor will then have fifteen (15) days from the date of the Notice to seek and obtain a court order or other judicial ruling to prevent the disclosure of the Confidential Information. If the Contractor fails to act within the five (5) or fifteen (15) day windows described above, the City may disclose the requested Confidential Information to the requestor or subpoenaing party. In the event Contractor seeks a court order to stay or enjoin the disclosure of the Records, Contractor agrees to indemnify and hold harmless the City, its Council, elected and appointed board or commission members, officers, employees, volunteers, and agents (collectively, "Indemnities") from and against any and all loss, liability, penalty, forfeiture, claim, demand, action, proceeding, or suit in law or equity of any and every kind and description, whether judicial, quasi-judicial, or administrative in nature, arising or resulting from or in any way connected with the subject of a CPRA, FOIA request, or subpoena for the Confidential Records. For the purposes of this Section, "Records" shall mean records created or maintained by Contractor in accordance with this Agreement, including those records that may include financial statements or Confidential Information of Contractor. Contractor's indemnity obligation shall survive the expiration or termination of this Agreement.

6.04.2 Review Costs. At the time of its request, Contractor shall also submit a payment to the City of ***twenty-five thousand dollars ($25,000)*** to defray the City's costs to review the request. In the event the City's reasonable costs exceed that amount, Contractor shall reimburse the City for any

DRAFT

documented amount in excess. This payment amount shall increase annually by the CPI Adjustment Calculation in Section 6.02.1.

6.04.3 Meet and Confer. The City and Contractor agree to meet and confer regarding the request and to negotiate in good faith regarding the appropriateness of the requested adjustment.

6.04.4 City Review; Approval. City shall review the Contractor's request and, in the City's sole and reasonable judgment, make the final determination as to whether an adjustment to the Maximum Service Rates will be made, and, if an adjustment is permitted, the appropriate amount of the adjustment. Approval of the City Council shall be required for any Extraordinary Adjustments. The City shall notify Contractor of its decision within ninety (90) calendar days regarding whether it accepts Contractor's request. Except as provided herein, any such change approved by the City shall not be implemented until July 1 of the next Rate Year unless a different timeframe is approved by the City Council.

6.05 Procedures in Event of Invalidation of Rate Adjustment. In the event that City is unable by operation of Applicable Law to approve or implement a rate increase under this Article 6, or some or all of the Maximum Service Rates are disallowed by operation of Applicable Law, Contractor will have the right, within thirty (30) days after notice of any such inability to approve or invalidation of an approved rate increase, to request, in writing, that City negotiate in good faith regarding reductions in programs, services, or fees to compensate for any negative impact from the unapproved or invalidated rate increase. If City fails to commence negotiations in good faith or negotiations are not completed within forty-five (45) days following the date of receipt of Contractor's request, either party may terminate this Agreement no earlier than one hundred and eighty (180) days after written notice to the other.

Article 7. Collection Service Billing

7.01 Responsibility for Collection Service Billing and Collection. Contractor shall be solely responsible for the billing and collecting of payments for the Solid Waste Collection Services it provides within the Service Area.

7.02 Invoices. Contractor shall prepare and send out invoices, by either U.S. mail or email, to each Service Recipient in advance of all services provided by Contractor under this Agreement. Contractor shall include an online payment option for all Customers regardless of invoice format. If sent by mail, invoices for each billing period shall be placed in a separate envelope accompanied by a self-addressed return envelope. All invoices shall include Contractor's email address, include directions for payment by payment by check, credit card, or Automated Clearing House (ACH) debit**,** and shall include or be accompanied by a complete billing statement showing all charges and all services provided. Contractor's online billing portal shall include clear instructions for how to contact the Contractor if the Service Recipient has questions about an invoice. City shall approve the format of all invoices and billing statements if requested and upon reasonable notice to Contractor.

7.03 Timing; Frequency. Contractor shall not initiate billing to any Service Unit sooner than the first day of the service period of Collections Services covered by the invoice. Contractor shall invoice Service Recipients once every month for Commercial Service Units and MFD Service Units and once every Quarter for SFD Service Units. No invoice shall be due and payable sooner than the last day of the respective month or Quarter for which Solid Waste Collection is provided.

7.04 Partial Month Service. If, during a month, a Service Unit is added to or deleted from Contractor's Service Area, Contractor shall pro-rate billing to the Service Recipient on a weekly basis, meaning one-fourth of the applicable Maximum Service Rate found in Exhibit 1 multiplied by the number of weeks of service provided by Contractor.

7.05 Overpayments. Contractor shall refund or issue a service credit for overpayments by Service Recipients no later than 30 days after Contractor discovers or is notified of the overpayment. Contractor shall refund every overpayment that: (1) exceeds two hundred dollars ($200) or the amount of

DRAFT

Service Recipient's typical invoice, whichever is less; or (2) is due to the Service Recipient closing the account prior to the end of the billing period. Service recipient must notify the Contractor within six (6) months of the initial bill date in order to qualify for reimbursement evaluation.

7.06 Delinquent Service Accounts. Contractor shall report all Service Recipients whose accounts are delinquent by more than ninety (90 days) to the Agreement Administrator on a monthly basis.

7.07 Contractor's Reservation of Legal Rights and Remedies. Notwithstanding any other provision of this Article, Contractor reserves its right to, and may take such action as is legally available to Contractor, to collect or cause collection of past due invoice amounts; provided, however, that Contractor shall never discontinue Collection Services to any Service Unit. Contractor may send a written notice to Service Recipient regarding payments of Billings during the billed service period.

7.08 Collection of Past Due Accounts.

7.08.1 Contractor shall be responsible for collection of payment from Customers with past-due accounts ("bad debt"). Contractor shall make reasonable efforts to obtain payment from delinquent accounts through issuance of late payment notices, making at least 3 telephone requests for payments to Customer and property owner (if the owner is a different Person or entity than the Customer), offering a Customer payment plan, and suspension of service in accordance with the following.

7.08.2 If a Customer's payment becomes more than one hundred twenty (120) days past due, Contractor may request approval from the City, which will not be unreasonably denied, to reduce service to that account until payment is received, providing written evidence for each account that the required collection steps have been taken. If the City approves such request, the Contractor shall provide the Customer and property owner (if the owner is different from the Customer) written notice of service reduction which includes a description of potential penalties from the City for nuisance, should it occur. All notifications and correspondence issued by Contractor shall be directed to the Customer and the owner of the property if the owner is a different Person or entity than the Customer.

7.08.3 At its option, Contractor may charge Customers a late payment fee for accounts that are over sixty(60) days past due provided that Contractor provides each Customer thirty (30) days written notices of its intent to assess the late fee. The maximum late fee is subject to the City approval and reflected in Exhibit 1.

7.08.4 Billing Charges to Be a Lien. If a Customer's payment becomes more than one hundred twenty (120) days past due, Contractor may assign said payment to the City for lien proceedings. Contractor shall be responsible for all paperwork related to placing a lien, up to and through the releasing of said lien. Once the bill is assigned to the City for lien proceedings, as part of the lien proceedings, an administrative fee shall also be assessed. Upon the City's receipt of the assignment from the Contractor and at the convenience of the City (but at least once every six [6] calendar months), the City may initiate proceedings complying with Government Code §§ 38790.1 and 25831 to create a lien on the real property to which the waste collection has been rendered. The lien shall be officially recorded in the County Recorder's office. The lien may carry such additional administrative charges as set forth by City Council resolution. The owner shall be notified by the Contractor that the late charges and administrative charges are due the City and that such lien has been recorded. Each year when the City receives tax payments from Solano County for any liens requested by Contractor, and the City has transferred the payment to the Contractor, Contractor shall submit lien release requests to the City within three (3) months of receiving full payment on such liens for properties that paid their tax. The City shall include in the lien requests to the County Auditor a request that all fees and administrative costs associated with enforcement of the lien and potential lien release fees be included in the lien amount.

DRAFT

7.09 Billing Accounts After Missed Collections.

7.09.1 In the event of a missed Collection, wherein Containers were properly set out in a timely manner and wherein the Contractor was unable resolve the complaint by the end of the following Workday, Contractor shall credit the account of the Customer that experienced the missed Collection by a prorated amount for that missed Service.

7.09.2 In the event that a Customer was subject to a missed Collection wherein Containers were properly set out in a timely manner and wherein the Contractor was unable to return and Collect the Customer's Solid Waste until the following week, that Customer shall not be subject to any Solid Waste Overage fees or otherwise be penalized or tracked for an instance of Overage.

Article 8. Diversion Requirements

8.01 Warranties and Representations. Contractor warrants that it is aware of and familiar with City's waste stream, and that it has the ability, and shall use commercially reasonable efforts to provide and employ sufficient programs and services to ensure City will meet or exceed City's Diversion goals and requirements (including, without limitation, amounts of Solid Waste to be Diverted, timeframes for Diversion, and any other requirements) as set forth in this Article, Applicable Law, and CalRecycle Regulations, and that Contractor will do so without imposing any costs or fees other than those set forth in Exhibit 1. Contractor and the City will take into consideration all diversion achieved throughout the City conducted by the Contractor and any other haulers (this is to include all materials diverted by recycling and organics self-haulers). Contractor hereby agrees to assist the City to meet or exceed, on an annual basis, the Diversion Compliance, by undertaking the actions set forth in Section 8.02. For purposes of this Agreement and Contractor's obligations outlined herein, the terms "City's Diversion", "City's Diversion goals", "Diversion Requirements", "Franchised Diversion Rate", and similar terminology means compliance with the requirements for meeting the State's fifty percent (50%) diversion rate expressed as a pounds per day per year rate as established by CalRecycle pursuant to Public Resources Code section 41780, as Applicable Law.

8.02 Contractor Required Actions. Contractor shall take all of the following actions to assist the City in meeting, on an annual basis, Diversion Compliance:

8.02.1 Except for Organic Waste Collected from homeless encampments or material subject to quarantine by the California Department of Food & Agriculture, and except as provided in Sections 5.07 and 5.11, Collect and deliver all Organic Waste to the Organic Waste Processing Facility for processing and Diversion.

8.02.2 Except as provided in Sections 5.07 and 5.11, Collect and deliver all Recyclable Materials to the Materials Recovery Facility.

8.02.3 Collect and deliver all Garbage to the Disposal Facility.

8.02.4 Collect and deliver all Construction and Demolition Debris to the Materials Recovery Facility.

8.02.5 Deliver all material set out for Collection in Cart, Bins, or Roll-Off Containers identified as containing Source Separated Recyclable Material to the Materials Recovery Facility for processing and Diversion.

8.02.6 Deliver all material set out for Collection in Cart, Bins, or Roll-Off Containers identified as containing Source Separated Organic Waste to the Organic Waste Processing Facility for processing and Diversion.

DRAFT

8.02.7 Only material in Garbage Carts or Garbage Bins will be delivered to the Disposal Facility for Disposal. All other material must go to the appropriate facility for full processing and Diversion.

8.02.8 Contractor must take all commercially reasonable and lawful actions to maximize Diversion of materials from landfills.

8.02.9 Contractor must develop and provide sufficient accurate information and data as necessary to ensure that Contractor and City annually demonstrate Diversion Compliance to CalRecycle.

8.02.10 Contractor must implement public education and outreach programs as required under this Agreement.

8.03 Annual Reporting. Contractor shall calculate the Diversion Compliance Rate on an annual basis and shall deliver a written report regarding the same to the City no later than March 31 of the year following the reporting period as set forth in Section 22.06.

8.04 Failure of Recyclables Market. Notwithstanding any other provision of this Agreement to the contrary, where CalRecycle has determined that there are no commercially viable markets for a specific type of Recyclable Materials, or with written notice to City, Contractor is unable to identify a market for one or more Recyclable Materials despite the exercise of commercially reasonable efforts to process and market the material, and determines to Dispose of the Recyclable Material(s), such a determination shall not constitute a failure to implement service, a failure to implement a program, or an event of default hereunder.

8.05 Failure to Meet Franchised Diversion Rate. If CalRecycle determines that City has failed to meet the Diversion Compliance due to Contractor's failure to undertake the actions described in this Section, Contractor must prepare, at Contractor's cost and expense, and submit a corrective action plan to City sufficient to demonstrate good faith efforts by City to comply with Diversion Compliance and that is otherwise acceptable to CalRecycle, and may be subject to Administrative Charges and Penalties as allowed under Article 25 and specified in Exhibit 5. Contractor must also submit a written corrective action plan to the City before March 15 of the year following the missed minimum Diversion requirement. Contractor's corrective action plan must specify all actions Contractor will take to ensure it will meet Diversion Compliance Rates in the future and shall be subject to the review and approval by the Agreement Administrator. Contractor must implement all measures identified in the corrective action plan at its sole cost and expense, unless the failure to meet Diversion Compliance was due to a Change in Law or due to the negligent acts or omissions of the City. If Contractor fails to submit an adequate corrective action plan or to fully implement a City-approved corrective action plan, it shall subject Contractor to Administrative Charges and Penalties as allowed under Article 25 and specified in Exhibit 5 in addition to any other remedies available to the City.

8.06 Representations and Warranties. Contractor represents and warrants that it is aware of and familiar with the Diversion Compliance, the Applicable Laws, and City's waste stream. Contractor represents and warrants that it has the capacity, skill, and ability to undertake the actions identified in Section 8.02 above without imposing any costs or fees other than those set forth in the Schedule of Maximum Service Rates**,** as may be adjusted as provided for in this Agreement. Where the Diversion Compliance is modified by a Change in Law, Contractor agrees to develop and implement such actions, programs, and measures as are necessary to bring City into compliance with the modified Diversion Compliance, and City agrees that it will meet and confer with Contactor for a period not to exceed ninety (90) days regarding such actions, programs, and measures, their implementation, and adjustments to rates reasonably necessary to effectuate same in accordance with Section 30.02.

8.07 Mutual Cooperation. City and Contractor shall each reasonably cooperate in good faith with all efforts of the other Party to meet City's Diversion requirements under Applicable Law and the Contractor's obligations under this Article. City's obligations in this regard shall include, without limitation, making such petitions and applications as may be reasonably requested by Contractor for time extensions in meeting Diversion goals, or other exceptions from the terms of Applicable Laws, and to agree to authorize

such changes to Contractor's Recyclable Materials, Organic Waste, or Solid Waste programs as may be reasonably requested by Contractor in order to achieve the minimum requirements of this Article.

8.08 Contractor's Diversion Programs. Contractor shall implement the Diversion programs required under this Agreement to ensure that City and Contractor comply with all Diversion requirements under Applicable Law and the City meets or exceeds all minimum Diversion requirements under Applicable Law. Contractor shall furthermore, at its sole cost and expense, (1) assist the City in responding to inquiries from, or prepare for and attend any hearing before, CalRecycle or any other regulatory agency relating to the City's compliance with Applicable Law; prepare for and participate in CalRecycle' s review of the City's SRRE; apply for any extension available under Applicable Law; develop and implement a public awareness and education program consistent with the City's SRRE and Household Hazardous Waste Element and any related requirements of Applicable Law; (2) provide the City with Recycling, source reduction, and other technical assistance as may be needed to comply with Applicable Law; and (3) advise the City of additional programs or measures Contractor can, if authorized by the City, implement to increase compliance with the Diversion requirements of Applicable Law.

8.09 New Diversion Programs. If Contractor fails to meet any Diversion Compliance requirement or the City fails to meet any CalRecycle Diversion requirement, notwithstanding Contractor's implementation of all Diversion and public education programs as required by this Agreement, the City may direct Contractor to modify its Diversion and public education programs or implement new programs. Such modifications may constitute a City-Directed Change under Section 30.01. Contractor shall not implement new Diversion programs not described in this Agreement without the City's prior consent.

8.10 Nothing contained herein shall prohibit Contractor from meeting its Diversion requirements by any alternative methods or procedures, provided it complies with Applicable Law, as may be amended from time to time. Contractor's ability to meet its Diversion requirements by alternative methods per this Section is subject to Agreement Administrator review and approval.

Article 9. Service Unit Types

9.01 Service Units. Service Units include all the following categories of Premises which are in the Service Area as of July 1, 2025, and all such Premises which may be added to the Service Area by means of annexation, new construction, or as otherwise set forth in this Agreement during Term of this Agreement:

9.01.1 SFD Service Units. Services are specified in Article 10.

9.01.2 MFD Service Units. Services are specified in Article 11.

9.01.3 Commercial Service Units. Services are specified in 11.01.

9.01.4 Industrial Service Units. Services are specified in Article 13.

9.01.5 City Service Units. Services are specified in Article 14.

9.01.6 Any question as to whether a Premises falls within one of these categories will be determined by the Agreement Administrator and the determination of the Agreement Administrator will be final.

DRAFT

9.02 Service Unit Changes. City and Contractor acknowledge that during the Term of this Agreement it may be necessary or desirable to add or delete Service Units for which Contractor will provide Service.

9.02.1 Additions and Deletions. Contractor must provide services described in this Agreement to new Service Units in Contractor's Service Area within five (5) Workdays of receipt of notice from City or the new Service Unit to begin such Service.

9.03 Annexation. If, during Term of the Agreement, additional territory within or adjacent to the Contractor's Service Area is acquired by City through annexation, subject to the requirements of Public Resources Code § 49520, Contractor agrees to provide Solid Waste Collection in such annexed area in accordance with the provisions and Maximum Service Rates set forth in this Agreement after termination of former contractor's rights to provide service have been exhausted. Such Solid Waste Collection must begin within five (5) Workdays of receipt of written notice from City. Contractor may not begin Collection Service without written authorization from City.

9.04 Route Map Update. Contractor must revise the Service Unit route maps to show the addition of Service Units added due to annexation and must provide such revised maps to the Agreement Administrator as requested.

Article 10. Residential Service

10.01 SFD Conditions of Service. Except as set forth below, Contractor must provide SFD Collection Services to all SFD Units in the Service Area. The SFD Services are governed by the following terms and conditions:

10.01.1 Curb Service. Except for those Service Recipients that choose to receive Bins for service, Contractor must provide SFD Collection Service to all SFD Service Units in the Service Area whose SFD Solid Waste is properly containerized in Garbage Carts; Recyclable Materials are properly containerized in Recyclable Materials Carts, except as set forth in Section 10.10.2; and Organic Wastes are properly containerized in Organic Waste Carts, except as set forth in Section 10.11.3; and where the Garbage, Recyclable Materials, and Organic Waste carts have been placed within three (3) feet of the curb, swale, paved surface of the public roadway, closest accessible roadway, or other such location agreed to by Contractor and Service Recipient that will provide safe and efficient accessibility to Contractor's Collection crew and vehicle.

10.01.2 Bundled SFD Cart Service. Contractor will use a weekly Bundled SFD Solid Waste Collection Service system with one (1) 95-Gallon Grey Garbage Cart, one (1) 65-Gallon Blue Recyclable Materials Cart, and one (1) 95-Gallon Green Organic Waste Cart as part of the base SFD Solid Waste Collection Service. Additional Recyclable Materials Carts and Organic Waste Carts shall be made available in accordance with the service rates set forth in Exhibit 1. Garbage Carts with a capacity of 65 gallons may be requested by Customers that can demonstrate that they (a) have cart storage space constraints and (b) do not generate sufficient quantities of Garbage to justify the 95-Gallon Garbage cart. Any additional pricing for downsizing Carts, upsizing Carts, or adding additional Carts, as available and relative to the base Bundled Service, shall be included in Exhibit 1.

10.01.3 On-Premises Service. Notwithstanding any term or definition set forth in this Agreement, Contractor must provide Collection of SFD Garbage, Recyclable Materials, and Organic Waste on the SFD Service Recipients Premises to an SFD Service Unit as follows.

10.01.3.1 At no additional cost to the SFD Service Unit. SFD Service Units where all adult Service Recipients residing therein have disabilities that prevent them from setting their Garbage, Recyclable Materials, Organic Waste Cart, or Bulky Waste at the curb for Collection, and if a request for on-premises service has been made. For Bulky Waste on-premises services, materials must be

DRAFT

staged externally to the Dwelling Unit in a location that's accessible and visible to Contractor, as close to the Service Unit's standard curbside Collection location as is feasible for the Customer.

10.01.3.2 At an additional cost to the SFD Service Unit.

A. SFD Service Units where topography, steep driveways, below-grade dwellings, or limited access to public streets that prevent the SFD Service Recipient from setting their Garbage, Recyclable Materials, or Organic Waste Cart at the curb for Collection, as determined by the City and agreed by the Contractor, and if a request for on-premises service has been made.

B. SFD Service Units inaccessible by standard 3- or 4-axel Collection Vehicles as determined by the Contractor and agreed by the City. Stinger/scout truck services shall be provided for the retrieval of Collection Containers from locations with accessibility constraints that make Containers difficult or impossible to access using regular trash Collection trucks.

C. Contractor must offer "push services" to SFD Service Recipients other than those listed above on a subscription basis upon request for the Maximum Service Rates set forth in Exhibit 1. Push services include, but are not limited to, dismounting from the Collection Vehicle, moving the Collection Containers from their storage location for Collection, and returning the Collection Containers back to their storage location.

10.01.3.3 Contractor must provide on-premises Collection Service on the same Workday that curbside Collection would otherwise be provided to the SFD Service Unit.

10.02 Frequency and Scheduling of Service, Including Hours of Collection. SFD Collection Service must be provided one (1) time per week, on a schedule matching the City's current service schedule. SFD Collection Service must be scheduled so that all Service Units receive Garbage Collection Service, Recyclable Materials Collection Service, and Organic Waste Collection Service on the same Workday. SFD Collection Service must be provided, commencing no earlier than 6:00 a.m. and terminating no later than 5:00 p.m., Monday through Friday, except for Holidays in accordance with Section 5.04. The hours, day, or both of Collection may be extended due to extraordinary circumstances or conditions with the prior verbal or written consent of the Agreement Administrator.

10.03 Manner of Collection. The Contractor must provide Collection Service with as little disturbance as possible; the Contractor must leave any Garbage, Recyclable Materials, or Organic Waste Cart in an upright position, with the lid closed, at the same point it was Collected, without obstructing alleys, roadways, driveways, sidewalks, or mailboxes. Contractor's employees providing Collection Service must follow the regular walk for pedestrians while on private property and may not trespass nor cross property to the adjoining Premises unless the occupant or owner of both properties has given permission. Care should be taken to prevent damage to property, including flowers, shrubs, and other plantings.

10.03.1 Any damage caused by Contractor to a Service Recipient's property shall be repaired or replaced promptly.

10.03.2 Notification of Accidents. Contractor shall notify City Representative of any accidents occurring within the Service Area that involve Contractor's vehicles, employees, or equipment that result in any personal injury or property damage. Such notification shall be made within twenty-four (24) hours of occurrence to City Representative via both (a) email and (b) either an in-person visit or a telephone call. If Contractor is unable to reach City Representative in person or via telephone, a voicemail is an acceptable alternative.

10.04 Carts. At the start of this Agreement, Contractor must supply Carts that comply with Collection Container specifications in Exhibit 3 to all SFD Service Units.

DRAFT

10.05 Kitchen Food Waste Pails. Upon request, and at the rate specified in the Maximum Service Rates set forth in Exhibit 1, Contractor must provide Kitchen Food Waste Pails to any SFD Service Unit in the Service Area, including any new SFD Service Units that are added to Contractor's Service Area during the Term of this Agreement.

10.06 Replacement of Carts. Contractor's employees must take care to prevent damage to Carts by unnecessary rough treatment. Any Cart damaged by the Contractor must be replaced by Contractor, at Contractor's expense, within five (5) Workdays at no cost or inconvenience to the Service Recipient.

10.06.1 Upon notification to Contractor by City or a Service Recipient that the Service Recipient's Cart(s) has been stolen or damaged beyond repair through no fault of Contractor, Contractor must deliver a replacement Cart(s) to such Service Recipient within five (5) Workdays. Contractor must maintain records documenting all Cart replacements occurring.

10.06.2 Each Service Recipient is entitled to the replacement of one (1) lost, destroyed, or stolen Cart every ten (10) years during the life of this Agreement at no cost to the Service Recipient. Except in the case of a Cart that must be replaced because of damage caused by Contractor or in the case where Contractor elects to replace a Cart rather than repair it on-site, Contractor will be compensated for the cost of those replacements in excess of one (1) per type of Cart per Service Recipient during the aforementioned 10-year period within the Term of the Agreement, in accordance with the "Cart Exchange" Maximum Service Rates set forth in Exhibit 1, or as may be adjusted by the City from time to time as provided under this Agreement.

10.06.3 Contractor understands and agrees that this provision is intended to be applied on a per Cart type, individual Service Recipient basis, and accordingly each Service Recipient could receive up to three (3) replacement Carts, one (1) of each type, every ten (10) years during the Term of the Agreement.

10.06.4 Repair of Garbage, Recyclable Materials, and Organic Waste Carts. Contractor is responsible for the repair of Carts, including, but not limited to, hinged lids, wheels, and axles. Within ten (10) Workdays of notification by the City or a Service Recipient of the need for such repairs, Contractor must repair the Cart or, if necessary, remove the Cart for repairs and deliver a replacement Cart to the Service Recipient. Collection Container repair also includes the removal of graffiti from the Collection Container.

10.06.5 Cart Exchange Due to Change in Size. Upon notification to Contractor by City or a Service Recipient that a change in the size of a Cart is requested, Contractor must deliver such Cart to such Service Recipient within ten (10) Workdays. Each SFD Service Unit is eligible to receive one (1) free Cart exchange per Calendar Year during the Term of this Agreement for moving to a larger Garbage or Recyclable Materials Cart size. Each SFD Service Unit is eligible to receive one (1) free Cart exchange per Calendar Year during the Term of this Agreement for moving to a smaller Garbage or Recyclable Materials Cart size, provided they meet the qualifications articulated in Section 10.01.2 above. Beyond these allowances, Contractor will be compensated for the cost of any additional Cart exchanges per Calendar Year in accordance with the Maximum Service Rates set forth in Exhibit 1.

10.06.6 Additional Cart Request. Upon notification to the Contractor by City or a Service Recipient that additional Grey Carts for Garbage, Blue Carts for Recyclable Materials, or Green Carts Organic Waste are requested, Contractor shall deliver such Carts to such Service Recipient within five (5) Workdays. Additional Carts shall be delivered at the Maximum Service Rates set forth in Exhibit 1.

10.07 Ownership of Carts. Ownership of Carts is vested in the Contractor. Contractor and City mutually acknowledge and agree that Contractor's right to maintain its Collection Containers in and on the public rights-of-way of the City, subject to the requirements and conditions herein, is a material benefit and part of a bargained-for exchange of consideration under this Agreement that includes, but is not necessarily limited to Contractor's Franchise Fee Payments to City.

DRAFT

10.08 Replacing and Cleaning Dirty Collection Containers. Upon request from an SFD Service Recipient, Contractor shall replace dirty Garbage, Recyclable Materials, and Organic Waste Carts with clean Garbage, Recyclable Materials, and Organic Waste Carts. Any Collection Container cleanings done at a Contractor facility must be done in such a manner that results in no water entering the City's storm drain system. This service shall be provided at the Maximum Service Rates set forth in Exhibit 1.

10.09 SFD Garbage Collection Service. This service is governed by the following terms and conditions:

10.09.1 Non-Collection. Contractor is not required to Collect any Garbage that is not placed in a Garbage Cart. For every event of non-collection, Contractor must provide the following written notice via email, U.S. mail, or in person (which may be by Non-Collection Notice) to the Service Recipient: the date of the Solid Waste Non-Collection and the reason for Non-Collection. Contractor's Non-Collection Notice for SFD Service Recipients shall also contain instructions on (a) how to schedule a Bulky Waste Collection and, if relevant, (b) how to request an additional Collection Container, as well as a QR code that links to a website with all Disposal programs offered by the City. If Non-Collection occurs for some unforeseeable circumstance not listed above that the Contractor encounters and is impeded by, Contractor shall provide the same written notice as described in this Section.

10.09.2 Disposal Facility. Except as set forth below, all Garbage Collected as a result of performing Solid Waste Collection must be transported to, and Disposed of, at the Disposal Facilities listed in Exhibit 8. Failure to comply with this provision may result in assessment of Administrative Charges and Penalties as specified in Exhibit 5 and may result in Contractor being in default under this Agreement.

10.09.3 Post-Holiday Special Pick-Up. Contractor shall provide, on the first regularly scheduled Collection day after December 25th, one annual special Collection of two (2) extra waste bags per SFD Service Unit to all SFD Service Units in the Service Area, provided that the two (2) extra bags of waste have been placed on the ground near the Service Unit's Collection Containers and provided that the total weight of the two (2) bags, combined, does not exceed fifty (50) pounds. This annual service will be provided at no additional charge to the Service Recipient and shall not be counted as one of the SFD Service Recipient's free annual Bulky Waste Collections as set forth in Section 10.12.

10.10 SFD Recyclable Materials Service. This service is governed by the following terms and conditions:

10.10.1 Overages. Corrugated cardboard that will not fit inside the Recyclable Materials Cart may be flattened and dropped off at Contractor's Recycling Center during normal business hours (8:00 a.m. through 5:00 p.m., Monday through Friday).

10.10.2 Recyclable Materials - Improper Procedure. The Contractor is not required to Collect Recyclable Materials if the Service Recipient does not segregate the Recyclable Materials from Solid Waste or Organic Waste. Furthermore, Contractor is not required to Collect Recyclable Materials that are Contaminated through commingling with Solid Waste or Organic Waste. To address Contamination, Contractor must follow the steps set forth in Section 5.08.

10.10.3 Materials Recovery Facility. Except as provided in Section 5.08, all Recyclable Materials Collected as a result of performing Recycling services must be delivered to the Materials Recovery Facility listed in Exhibit 8. Failure to comply with this provision may result in assessment of Administrative Charges and Penalties as specified in Exhibit 5 and may result in Contractor being in default under this Agreement.

10.10.4 Recyclable Materials - Changes to Services. Should changes in Applicable Law arise that necessitate any additions or deletions to the services described in this Section, including the type of items included as Recyclable Materials, the parties will negotiate any necessary cost changes and will enter into an Agreement amendment covering such modifications to the services to be performed and the

DRAFT

compensation to be paid in accordance with Section 30.02 before undertaking any changes or revisions to such services.

10.11 SFD Organic Waste Collection Service. This service is governed by the following terms and conditions:

10.11.1 Organic Waste Processing Facility. Contractor must deliver all Collected Organic Waste to the Organic Waste Processing Facility listed in Exhibit 8 and agreed upon by the City. Failure to comply with this provision may result in assessment of Administrative Charges and Penalties as specified in Exhibit 5 and may result in Contractor being in default under this Agreement.

10.11.2 Holiday Tree Collection. Contractor must Collect Holiday Trees set out at the curb for Collection during the three-week period beginning December 26th each year during the Term of this Agreement. Holiday Trees set out for Collection may either be containerized within an Organic Waste Cart or placed on the ground near the Service Unit's Collection Containers. Contractor must deliver the Collected Holiday Trees to the Organic Waste Processing Facility for Diversion through uses other than Alternative Daily Cover or Beneficial Use. This annual service will be provided at no additional charge to the Service Recipient and shall not be counted as one of the SFD Service Recipient's free annual Bulky Waste Collections as set forth in Section 10.12. Contractor is not required to Divert Holiday Trees with tinsel, flocking, or ornaments.

10.11.3 Organic Waste - Improper Procedure. Contractor is not required to Collect Organic Waste if the Service Recipient does not segregate the Organic Waste from Solid Waste or Recyclable Materials. Furthermore, Contractor is not required to Collect Organic Wastes that are Contaminated through commingling with Solid Waste or Recyclable Materials. Contractor will address Contamination in accordance with Section 5.08.

10.12 SFD Bulky Waste Collection Service. This service is governed by the following terms and conditions:

10.12.1 Conditions of Service. Contractor must provide SFD Bulky Waste Collection Service to all SFD Service Units in the Service Area whose Bulky Waste has been placed within three (3) feet of the curb, swale, paved surface of the public roadway, closest accessible roadway, or other such location agreed to by Contractor and Service Recipient, that will provide safe and efficient accessibility to Contractor's Collection crew and vehicle. Up to two (2) times per Calendar Year, each Service Recipient is entitled to receive Bulky Waste Disposal amounting to the equivalent of: (a) two (2) Large Items, (b) fifteen (15) 35-gallon bags with a maximum weight of 50 pounds per each bag, or (c) up to 3 cubic yards of Garbage or Organic Waste per Dwelling Unit for up to four (4) units at no additional cost and expense. For subsequent Collection in any Calendar Year, the Contractor shall receive compensation from the Customer at the rate for such service as set in Exhibit 1.

10.12.2 Frequency of Service. Bulky Waste Collection Service will be provided on the next regular Collection day if the request is received at least ten (10) Workdays in advance of the next regular Collection day. The Service Recipient may not intentionally commingle residential Bulky Waste with other Residential Waste.

10.12.3 Bulky Waste Containing Freon. In the event Contractor Collects Bulky Waste that contain Freon, Contractor must handle such Bulky Waste in a manner such that the Bulky Waste is not subject to regulation as Hazardous Waste under applicable State and Federal laws or regulations. Bulky Waste containing freon will be subject to a freon removal and disposal fee.

10.12.4 Maximum Reuse and Recycling. Contractor must Dispose of Bulky Waste Collected from Service Units pursuant to this Agreement in accordance with the following hierarchy:

A. Reuse as is (where energy efficiency is not compromised).

DRAFT

B. Disassemble for reuse or Recycling.

C. Recycle.

D. Disposal.

10.12.5 Disposal of Bulky Waste. Contractor may not landfill such Bulky Waste unless the Bulky Waste cannot be reused or recycled.

10.13 Used Motor Oil Collection Service. At no additional cost to Service Recipient, Contractor shall provide used oil Collection Service to all SFD Service Units in the Service Area whose used oil has been placed in Contractor-provided receptacles within three (3) feet of the curb, swale, paved surface of the public roadway, closest accessible roadway, or other such location agreed to by Contractor and Service Recipient. To participate in used oil Collection service, a SFD Customer must contact Contractor to sign up for the service, after which point they will receive from the Contractor spill-safe receptacles for the Collection of used motor oil and plastic bags for the Collection of used oil filters. A SFD Customer must also contact Contractor to request Collection Service in advance of a pick-up. Used oil Collection Service will be provided on the next regular Collection day if the request for a pick-up is received at least two (2) Workdays in advance of the next regular Collection day. Contractor shall then provide replacement receptacles and filter bags to SFD Customers upon further request.

Article 11. MFD Service

11.01 MFD Conditions of Service. Except as set forth below, Contractor must provide MFD Collection Services to all MFD Units in the Service Area. The MFD Services are governed by the following terms and conditions:

11.01.1 Bundled MFD Cart Service. Except for those Service Recipients that choose to receive Bins for service, Contractor must provide MFD Collection Service to all MFD Service Units in the Service Area whose MFD Solid Waste is properly containerized in Black/Grey Garbage Carts; Blue Recyclable Materials are properly containerized in Recyclable Materials Carts, except as set forth in Section 11.09.4; and Organic Wastes are properly containerized in Green Organic Waste Carts, except as set forth in Section 11.10.4; and where the Garbage, Recyclable Materials, and Organic Waste carts have been placed within three (3) feet of the curb, swale, paved surface of the public roadway, closest accessible roadway, or other such location agreed to by Contractor and Service Recipient that will provide safe and efficient accessibility to Contractor's Collection crew and vehicle.

11.01.2 Bundled MFD Bin Service. Contractor must provide MFD Solid Waste Collection Service to MFD Service Units in the Service Area that choose to receive Bins for service. MFD Collection Service shall be provided in Garbage Bins at the size and frequency as requested by the MFD Service Recipient and including at no additional cost one (1) 95-Gallon Blue Recyclable Materials Cart as part of the base bundled MFD Collection Service. Additional services may be requested by the MFD Service Recipient. To be exempted from MFD Recyclable Materials Service or MFD Organic Waste Collection Service, Service Recipient must apply for exemption to the City. All such exemption applications must be reported and approved by the City. Additional Collection Containers or different size Collection Containers are subject to the applicable Maximum Service Rate set forth in Exhibit 1.

11.01.3 On-Premises Service. Notwithstanding any term or definition set forth in this Agreement, Contractor must provide Collection of MFD Garbage, Recyclable Materials, and Organic Waste on the MFD Service Recipients Premises to an MFD Service Unit as follows.

11.01.3.1 At no additional cost to the MFD Service Unit. MFD Service Units where all adult Service Recipients residing therein have disabilities that prevent them from setting their Garbage, Recyclable Materials, Organic Waste Cart, or Bulky Waste at the curb for Collection, and if a request for on-premises service has been made. For Bulky Waste on-premises services, materials must be

DRAFT

staged externally to the Dwelling Unit in a location that's accessible and visible to Contractor, as close to the Service Unit's standard curbside Collection location as is feasible for the Customer.

11.01.3.2 At an additional cost to the MFD Service Unit.

A. MFD Service Units where topography, steep driveways, below-grade dwellings, or limited access to public streets that prevent the MFD Service Recipient from setting their Garbage, Recyclable Materials, or Organic Waste Cart at the curb for Collection, as determined by the City and agreed by the Contractor, and if a request for on-premises service has been made.

B. MFD Service Units inaccessible by standard 3- or 4-axel Collection Vehicles as determined by the Contractor and agreed by the City. Stinger/scout truck services shall be provided for the retrieval of Collection Containers from locations with accessibility constraints that make Containers difficult or impossible to access using regular trash Collection trucks.

C. Contractor must offer "push services" to MFD Service Recipients other than those listed above on a subscription basis upon request for the Maximum Service Rate set forth in Exhibit 1. Push services include, but are not limited to, dismounting from the Collection Vehicle, moving the Collection Containers from their storage location for Collection, and returning the Collection Containers back to their storage location.

11.01.3.3 Contractor must provide on-premises Collection Service on the same Workday that curbside Collection would otherwise be provided to the MFD Service Unit.

11.02 Frequency and Scheduling of Service, Including Hours of Collection. MFD Collection Service must be provided, commencing no earlier than 5:00 a.m. and terminating no later than 6:00 p.m., Monday through Friday. This service must be provided as deemed necessary and determined between Contractor and the MFD Service Unit, but such service must be received no less than one (1) time per week with no exception for Holiday(s) as set forth herein, except that Collection service scheduled to fall on a Holiday may be rescheduled as determined between the Service Unit and Contractor as long as the minimum frequency requirement is met. The size of the Container and the frequency (above the minimum) of Collection will be determined between the MFD Service Unit and Contractor. However, size and frequency must be sufficient to provide that no Solid Waste need be placed outside the Collection Container. Contractor must provide Containers as part of the Commercial Collection Maximum Service Rates set forth in Exhibit 1. Service Recipients may own and provide their own Compactor provided that the Service Recipient is completely responsible for its proper maintenance, and that such Compactor is of a type that is compatible with Contractor's equipment. Contractor shall operate equipment that is compatible with pre-existing Service Recipient-owned compactors. All other Collection Containers used by Service Recipients must be owned and supplied by Contractor.

11.03 Manner of Collection. The Contractor must provide Collection Service with as little disturbance as possible; the Contractor must leave any Garbage, Recyclable Materials, or Organic Waste Cart in an upright position, with the lid closed, at the same point it was Collected, without obstructing alleys, roadways, driveways, sidewalks, or mailboxes. Contractor's employees providing Collection Service must follow the regular walk for pedestrians while on private property and may not trespass nor cross property to the adjoining Premises unless the occupant or owner of both properties has given permission. Care should be taken to prevent damage to property, including flowers, shrubs, and other plantings.

11.03.1 Any damage caused by Contractor to Service Recipient property shall be repaired or replaced promptly.

11.03.2 Notification of Accidents. Contractor shall notify City Representative of any accidents occurring within the Service Area that involve Contractor's vehicles, employees, or equipment that result in any personal injury or property damage. Such notification shall be made within twenty-four (24) hours of occurrence to City Representative via both (a) email and (b) either an in-person visit or a telephone

call. If Contractor is unable to reach City Representative in person or via telephone, a voicemail is an acceptable alternative.

11.04 Carts. At the start of this Agreement, Contractor must supply Carts that comply with Collection Container specifications in Exhibit 3 to all MFD Service Units.

11.05 Kitchen Food Waste Pails. Upon request, and at the rate specified in the Maximum Service Rates set forth in Exhibit 1, Contractor must provide Kitchen Food Waste Pails to any MFD Service Unit in the Service Area, including all individual Dwelling Units within each MFD Service Unit, and including any new Dwelling Units that are added to Contractor's Service Area during the Term of this Agreement.

11.06 Replacement of Carts. Contractor's employees must take care to prevent damage to Carts by unnecessary rough treatment. Any Cart damaged by the Contractor must be replaced by Contractor, at Contractor's expense, within five (5) Workdays at no cost or inconvenience to the Service Recipient.

11.06.1 Upon notification to Contractor by City or a Service Recipient that the Service Recipient's Cart(s) has been stolen or damaged beyond repair through no fault of Contractor, Contractor must deliver a replacement Cart(s) to such Service Recipient within five (5) Workdays. Contractor must maintain records documenting all Cart replacements occurring monthly.

11.06.2 Each Service Recipient is entitled to the replacement of one (1) lost, destroyed, or stolen Cart every ten (10) years during the life of this Agreement at no cost to the Service Recipient. Except in the case of a Cart that must be replaced because of damage caused by Contractor or in the case where Contractor elects to replace a Cart rather than repair it on-site, Contractor will be compensated for the cost of those replacements in excess of one (1) per type of Cart per Service Recipient during the aforementioned 10-year period within the Term of the Agreement, in accordance with the "Cart Exchange" Maximum Service Rate set forth in Exhibit 1, or as may be adjusted by the City from time to time as provided under this Agreement.

11.06.3 Contractor understands and agrees that this provision is intended to be applied on a per Cart type, individual Service Recipient basis, and accordingly each Service Recipient could receive up to three (3) replacement Carts, one (1) of each type, every ten (10) years during the Term of the Agreement.

11.06.4 Repair of Garbage, Recyclable Materials, and Organic Waste Carts. Contractor is responsible for the repair of Carts, including, but not limited to, hinged lids, wheels, and axles. Within five (5) Workdays of notification by the City or a Service Recipient of the need for such repairs, Contractor must repair the Cart or, if necessary, remove the Cart for repairs and deliver a replacement Cart to the Service Recipient. Collection Container repair also includes the removal of graffiti from the Collection Container.

11.06.5 Cart Exchange Due to Change in Size. Upon notification to Contractor by City or a Service Recipient that a change in the size of a Cart is requested, Contractor must deliver such Cart to such Service Recipient within five (5) Workdays. Each MFD Service Unit is eligible to receive one (1) free Cart exchange per Calendar Year during the Term of this Agreement for moving to a larger Garbage, Recyclable Materials, or Organic Waste Cart size. Each MFD Service Unit is eligible to receive unlimited Cart exchanges per Calendar Year during the Term of this Agreement for moving to a smaller Garbage Cart size. Each MFD Service Unit is eligible to receive one (1) free Cart exchange per Calendar Year during the Term of this Agreement for moving to a smaller Recyclable Materials or Organic Waste Cart size, provided they can demonstrate that they (a) have cart storage space constraints and (b) do not generate enough of a waste stream type to justify the larger size of cart. Accordingly, Contractor will be compensated only for the cost of those exchanges in excess of one (1) per Calendar Year for those Service Units receiving larger Cart sizes, in accordance with the "Cart Exchange" service rate as set forth in Exhibit 1 or as may be adjusted this Agreement.

11.06.6 Additional Cart Request. Upon notification to the Contractor by City or a Service Recipient that additional Carts for Garbage, Recyclable Materials, or Organic Waste are requested,

Contractor shall deliver such Carts to such Service Recipient within five (5) Workdays, at the rate set forth in Exhibit 1.

11.06.7 Ownership of Carts. Ownership of Carts is vested in the Contractor. Contractor and City mutually acknowledge and agree that Contractor's right to maintain its Collection Containers in and on the public rights-of-way of the City, subject to the requirements and conditions herein, is a material benefit and part of a bargained-for exchange of consideration under this Agreement that includes, but is not necessarily limited to Contractor's Franchise Fee Payments to City.

11.07 Replacing and Cleaning Dirty Collection Containers. Each MFD Service Recipient is entitled to request the exchange of dirty Garbage, Recyclable Materials, and Organic Waste Carts, for clean Garbage, Recyclable Materials, or Organic Waste Carts. Upon receiving such a request from an SFD Service Recipient within the allowed timeframe, Contractor must clean all Collection Containers or must replace the dirty Collection Containers with clean Collection Containers. Any Collection Container cleanings done at a Contractor facility must be done in such a manner that results in no water entering the City's storm drain system. This service shall be provided at the Maximum Service Rates set forth in Exhibit 1.

11.08 MFD Garbage Collection Service. This service is governed by the following terms and conditions:

11.08.1 Non-Collection. Contractor is not required to Collect any Garbage that is not placed in a Garbage Cart. In the event of non-collection, Contractor must provide the following written notice via email, U.S. mail, or in person (which may be by Non-Collection Notice) to the Service Recipient: the date of the Solid Waste Non-Collection and the reason for Non-Collection. Contractor's Non-Collection Notice for MFD Service Recipients shall also contain instructions on (a) how to schedule a Bulky Waste Collection and, if relevant, (b) how to request an additional Collection Container, as well as a QR code that links to a website with all disposal programs offered by the City. If Non-Collection occurs for some unforeseeable circumstance not listed in this Agreement that the Contractor encounters and is impeded by, Contractor shall provide the same written notice as described in this Section.

11.08.2 Disposal Facility. Except as set forth below, all Garbage Collected as a result of performing Solid Waste Collection must be transported to, and Disposed of, at the Disposal Facilities listed in Exhibit 8. Failure to comply with this provision may result in assessment of Administrative Charges and Penalties as specified in Exhibit 5 and may result in Contractor being in default under this Agreement.

11.09 MFD Recyclable Materials Service. This service is governed by the following terms and conditions:

11.09.1 Conditions of Service. Contractor must provide MFD Recyclable Materials Service to all MFD Service Units in the Service Area whose Recyclable Materials are properly containerized in Recyclable Materials Collection Containers except as set forth below, where the Recyclable Materials Collection Containers are accessible. The Maximum Service Rates for Contractor's MFD Recyclable Materials Services are set forth in Exhibit 1.

11.09.2 Base MFD Recyclable Materials Service. All MFD Service Recipients subscribing to MFD Solid Waste Collection Service must receive weekly Collection of Recyclable Materials with a minimum of at least one (1) 95-gallon Recyclable Materials Cart per Service Recipient and included in the Bundled Rate set forth in Exhibit 1. The actual configuration of Recyclable Materials Collection Container sizes to be provided will be based on the total equivalent volume and configured in a manner determined by the Service Recipient in consultation with Contractor.

11.09.3 Overages. Corrugated cardboard that will not fit inside the Recyclable Materials Cart may be flattened and dropped off at Contractor's Recycling Center during normal business hours (8:00 a.m. through 5:00 p.m., Monday through Friday).

DRAFT

11.09.4 Recyclable Materials - Improper Procedure. The Contractor is not required to Collect Recyclable Materials if the Service Recipient does not segregate the Recyclable Materials from Solid Waste or Organic Waste. Furthermore, Contractor is not required to Collect Recyclable Materials that are Contaminated through commingling with Solid Waste or Organic Waste. To address Contamination, Contractor must follow the steps set forth in Section 5.08.

11.09.5 Materials Recovery Facility. Except as provided in Section 5.08, all Recyclable Materials Collected as a result of performing Recyclable Materials services must be delivered to the Materials Recovery Facility listed in Exhibit 8. Failure to comply with this provision may result in assessment of Administrative Charges and Penalties as specified in Exhibit 5 and may result in Contractor being in default under this Agreement.

11.09.6 Recyclable Materials - Changes to Services. Should changes in Applicable Law arise that necessitate any additions or deletions to the services described in this Section, including the type of items included as Recyclable Materials, the parties will negotiate any necessary cost changes and will enter into an Agreement amendment covering such modifications to the services to be performed and the compensation to be paid in accordance with Section 30.02 before undertaking any changes or revisions to such services.

11.10 MFD Organic Waste Collection Service. This service is governed by the following terms and conditions:

11.10.1 Base MFD Organic Waste Service. All MFD Service Recipients subscribing to MFD Garbage Collection Service must receive weekly Collection of Organic Waste. The actual configuration of Organic Waste Collection Container sizes to be provided will be based on the total equivalent volume and configured in a manner determined by the Service Recipient in consultation with Contractor. Contractor may charge for MFD Organic Waste Collection as set forth in Exhibit 1 for MFD Organic Waste Service.

11.10.2 Size and Frequency of Service. This service will be provided as deemed necessary and determined between Contractor and the Service Recipient, but such service must be received no less than one (1) time per week with no exception for Holiday(s) as set forth herein, except that Collection Service scheduled to fall on a Holiday may be rescheduled as determined between the Service Recipient and Contractor as long as the minimum frequency requirement is met. Service may be provided by Bin or Cart at the option of the Service Recipient. The size of the Container and the frequency (above the minimum) of Collection will be determined between the Customer and Contractor. However, size and frequency must be sufficient to provide that no Organic Waste needs be placed outside the Collection Container. Service Recipients may own and provide their own Compactor provided that the Service Recipient is completely responsible for its proper maintenance, and such Compactor is of a type that is compatible with Contractor's equipment. All other Collection Containers used by Service Recipients must be owned and supplied by Contractor.

11.10.3 Organic Waste Processing Facility. Contractor must deliver all Collected Organic Waste to the Organic Waste Processing Facility listed in Exhibit 8 and agreed upon by the City. Failure to comply with this provision may result in assessment of Administrative Charges and Penalties as specified in Exhibit 5 and may result in Contractor being in default under this Agreement.

11.10.4 Organic Waste - Improper Procedure. Contractor is not required to Collect Organic Waste if the Service Recipient does not segregate the Organic Waste from Solid Waste or Recyclable Materials. Furthermore, Contractor is not required to Collect Organic Wastes that are Contaminated through commingling with Solid Waste or Recyclable Materials. Contractor will address Contamination in accordance with Section 5.08.

11.01 Used Motor Oil Collection Service for MFD Service Units Receiving Cart Service. At no additional cost to Service Recipient, Contractor shall provide used oil Collection Service to all MFD Service Units in the Service Area who receive Cart service and whose used oil has been placed in Contractor-provided receptacles within three (3) feet of the curb, swale, paved surface of the public roadway, closest

DRAFT

accessible roadway, or other such location agreed to by Contractor and Service Recipient. To participate in used oil Collection service, a MFD Customer who receives Cart service must contact Contractor to sign up for the service and request spill-safe receptacles for the Collection of used motor oil and plastic bags for the Collection of used oil filters, up to fifteen (15) receptacles and fifteen (15) bags annually. After that point they will receive from the Contractor the receptacles and plastic bags. A MFD Customer must also contact Contractor to request Collection Service in advance of a pick-up. Used oil Collection Service will be provided on the next regular Collection day if the request for a pick-up is received at least two (2) Workdays in advance of the next regular Collection day. Contractor shall then provide replacement receptacles and filter bags to MFD Customers upon further request. These requests must be routed through the MFD Customer or the MFD Customer's official representative.

Article 12. Commercial Service

12.01 Commercial Conditions of Service. Except as set forth below, Contractor must provide Commercial Collection Services to all Commercial Service Units in the Service Area, including those City Service Units listed in Exhibit 2. MFD Units serviced with Bins will abide by the requirements listed in this Section unless they conflict with the requirements listed in Article 11, in which case Article 11 requirements supersede Article 12 requirements. This service is governed by the following terms and conditions:

12.01.1 Provision of Service. Contractor must provide Commercial Garbage Collection Service, Commercial Recyclable Materials Service, and Commercial Organic Waste Collection Service to all Commercial Service Units Service Units in the Service Area whose Solid Waste, Recyclable Materials, and Organic Waste are properly containerized in Collection Containers as appropriate where the Collection Containers are accessible as set forth in Section 12.01.4. Contractor must offer Garbage in a 95-gallon size, Recyclable Materials in a 65-gallon size, and Organic Waste Carts in a 65-gallon size. Contractor must offer Garbage and Recyclable Materials Bins in 2-, 3-, 4-, and 6-cubic-yard sizes. Contractor may offer Roll-off Containers in 10-, 20-, 30-, and 40-cubic-yard sizes. Contractor must also either provide Collection Service from Compactors that are owned by Commercial Service Units or provide Compactors for Commercial Service Units to use for Collection Service, for the Maximum Service Rates set forth in Exhibit 1. The size of the Container and the frequency (above the minimum) of Collection will be determined between the Service Recipient and Contractor. However, the size and frequency must be sufficient to provide that no Garbage, Recyclable Materials, or Organic Waste need be placed outside the Collection Container. The base Commercial Collection Service will include Commercial Recyclable Materials Service as described in Section 12.06 below, and Commercial Organic Waste Collection Service as described in Section 12.07 below.

12.01.2 Bundled Service. For the Commercial Solid Waste Collection Service system, Contractor shall provide Garbage Bins as requested by the Commercial Service Recipient and include one (1) 65-Gallon Blue Recyclable Materials Cart. These Carts shall be provided at no more than the Maximum Service Rates set forth in Exhibit 1. Different Container sizes and/or additional services may be requested by the Commercial Service Recipient. To be exempted from Commercial Recyclable Materials Service or Commercial Organic Waste Collection Service, Service Recipient must apply for exemption to the Contractor. All such exemption applications must be reported and approved by the City.

12.01.3 Hours of Collection. Commercial Collection Service must be provided commencing no earlier than 5:00 a.m., and terminating no later than 7:00 p.m., Monday through Saturday, except for Holidays. If the Commercial Collection Service is adjacent to Residential Premises, then Collection service will be provided no earlier than 6:00 a.m. and no later than 5:00 p.m. Monday through Friday, and no earlier than 6:00 a.m. and no later than 5:00 p.m. on Saturday. Cities may require additional restrictions on Collection hours in areas impacted by commute traffic, road repair, around schools, in areas where commercial Collection is within six hundred (600) feet of residential housing, or where continued noise complaints about Collection vehicles have occurred. The hours, day, or both of Collection may be extended due to extraordinary circumstances or conditions with the prior verbal or written consent of the Agreement Administrator.

DRAFT

12.01.4 Accessibility. Contractor must Collect all Collection Containers that are readily accessible to Contractor's crew and vehicles and not blocked. However, Contractor must provide “push services” and “stinger/scout truck services” as necessary upon request during the provision of Commercial Collection Services for the Maximum Service Rate set forth in Exhibit 1. Push services include, but are not limited to, dismounting from the Collection Vehicle, moving the Collection Containers from their storage location for Collection, and returning the Collection Containers back to their storage location, relocking the storage enclosure if a lock is included. Stinger/scout truck services provide for the retrieval of Collection Containers from locations with accessibility constraints that make Containers difficult or impossible to access using regular trash Collection trucks.

12.01.5 Manner of Collection. Contractor must provide Commercial Collection Service consistent with Section 8.08 of the City Code with as little disturbance as possible and must leave any Collection Container in an upright position, with the lid closed, at the same point it originally located, without obstructing alleys, roadways, driveways, sidewalks, or mailboxes.

12.02 Containers. At the start of this Agreement, Contractor must supply Carts, Bins, and Roll-off Containers in good condition that comply with Collection Container specifications in Exhibit 3. If any changes to these specifications are adopted after the Commencement Date that results in Contractor being required to replace Collection Containers before they have been fully depreciated, Contractor will be eligible for additional compensation in accordance with Section 30.02.

12.02.1 Purchase and Distribution of Collection Containers for New Commercial Service Units. Contractor must also distribute newly painted Collection Containers as specified in Exhibit 3 to new Commercial and MFD Service Units that are added to Contractor’s Service Area during the Term of this Agreement. The size and mix of the Collection Containers will be in accordance with the service agreement obtained by Contractor as set forth in this Agreement and the distribution must be completed within five (5) Workdays of receipt of the request for service.

12.02.2 Replacement of Collection Containers. Contractor’s employees must avoid damage to Collection Containers by unnecessary rough treatment. Any Collection Container damaged by the Contractor must be replaced by Contractor, at Contractor's expense, within five (5) Workdays at no cost or inconvenience to the Service Recipient.

12.02.2.1 Each Commercial Service Unit is entitled to the replacement of one (1) lost, destroyed, or stolen Garbage, Recyclable Materials, and Organic Collection Container every ten (10) years during the life of this Agreement at no cost to the Service Unit. Accordingly, Contractor will be compensated for the cost of those replacements in excess of one (1) Garbage, Recyclable Materials, and Organic Collection Container per Commercial Service Unit during the aforementioned 10-year period within the Term of the Agreement, in accordance with the “Collection Container Exchange” Maximum Service Rate, as appropriate, set forth in Exhibit 1. Contractor must deliver a replacement Collection Container to such Service Unit within five (5) Workdays.

12.02.3 Repair of Collection Containers. Contractor is responsible for repair of Collection Containers. Within five (5) Workdays of notification by City or a Service Recipient of the need for such repairs, Contractor must repair the Collection Container or, if necessary, remove the Collection Container for repairs and deliver a replacement Collection Container to the Service Recipient. Collection Container repair also includes the removal of graffiti from the Collection Container.

12.02.4 Collection Container Exchange. Upon notification to Contractor by City or a Service Recipient that a change in their Collection Containers is required, for reasons beyond those outlined in Section 12.02.2, such as the need for a different size of Container, Contractor must deliver such Collection Containers to such Service Recipient within five (5) Workdays. Each Commercial Service Unit is eligible to receive one (1) free Collection Container exchange per Calendar Year during the Term of this Agreement. Contractor is allowed to charge the Service Unit for the cost of those exchanges in excess of one (1) Collection Container exchange per Calendar Year, in accordance with the appropriate “Collection Container Exchange” service rate set forth in Exhibit 1 as may be adjusted by City under this Agreement. Additional

Collection Containers or different size Collection Containers are subject to the applicable Maximum Service Rate set forth in Exhibit 1.

12.03 Ownership of Collection Containers. Ownership of Collection Containers distributed by Contractor is vested in Contractor. Contractor and City mutually acknowledge and agree that Contractor's right to maintain its Collection Containers in and on the public rights-of-way of the City, subject to the requirements and conditions herein, is a material benefit and part of a bargained-for exchange of consideration under this Agreement that includes, but is not necessarily limited to Contractor's Franchise Fee Payments to City.

12.04 Replacing or Cleaning Dirty Collection Containers. Each Commercial Service Recipient is entitled to request the exchange of dirty Garbage, Recyclable Materials, and Organic Waste Containers for clean Garbage, Recyclable Materials, or Organic Waste Containers. Upon receiving such a request from a Commercial Service Recipient, Contractor must clean the Collection Containers or must replace the dirty Collection Containers with clean Collection Containers. Any Collection Container cleanings done at Contractor facility must be done in such a manner that results in no water entering the City's storm drain system. This service shall be provided at the Maximum Service Rates set forth in Exhibit 1.

12.05 Commercial Garbage Collection Service.

12.05.1 Conditions of Service. Contractor must provide Commercial Garbage Collection Service to all Commercial Service Units in the Service Area whose Garbage is properly containerized in Garbage Collection Containers, where the Garbage Collection Containers are accessible.

12.05.2 Size and Frequency of Service. This service must be provided as deemed necessary and determined between Contractor and the Commercial Service Unit, but such service must be received no less than one (1) time per week with no exception for Holiday(s) as set forth herein, except that Collection service scheduled to fall on a Holiday may be rescheduled as determined between the Service Unit and Contractor as long as the minimum frequency requirement is met. The size of the Container and the frequency (above the minimum) of Collection will be determined between the Commercial Service Unit and Contractor. However, size and frequency must be sufficient to provide that no Solid Waste need be placed outside the Collection Container. Contractor must provide Containers as part of the Commercial Collection Maximum Service Rates set forth in Exhibit 1**.** Service Recipients may own and provide their own Compactor provided that the Service Recipient is completely responsible for its proper maintenance, and that such Compactor is of a type that is compatible with Contractor's equipment. All other Collection Containers used by Service Recipients must be owned and supplied by Contractor.

12.05.3 Non-Collection. Contractor is required to Collect any Commercial Solid Waste that is not placed in a Garbage Collection Container if such Commercial Solid Waste is outside the Garbage Collection Container because of overflow. In the event of non-collection, Contractor must provide the following written notice via email, U.S. mail, or in person (which may be by Non-Collection Notice) to the Service Recipient: the date of the Solid Waste Non-Collection and the reason for Non-Collection. Contractor's Non-Collection Notice for Commercial Service Recipients shall also contain instructions on how to request an additional Collection Container, if relevant. If Non-Collection occurs for some unforeseeable circumstance not listed in this Agreement that the Contractor encounters and is impeded by, Contractor shall provide the same written notice as described in this Section.

12.05.4 Disposal Facility. All Solid Waste Collected as a result of performing Commercial Solid Waste Collection must be transported to, and Disposed of at, the Disposal Facility. Failure to comply with this provision may result in assessment of Administrative Charges and Penalties as specified in Exhibit 5 and may result in Contractor being in default under this Agreement.

DRAFT

12.06 Commercial Recyclable Materials Service. This service is governed by the following terms and conditions:

12.06.1 Conditions of Service. Contractor must provide Commercial Recyclable Materials Service to all Commercial Service Units in the Service Area whose Recyclable Materials are properly containerized in Recyclable Materials Collection Containers, except as set forth below, where the Recyclable Materials Collection Containers are accessible. The Maximum Service Rates for Contractor's Commercial Recyclable Materials Services are set forth in Exhibit 1.

12.06.2 Base Commercial Recyclable Materials Service. All Commercial Service Recipients subscribing to Commercial Solid Waste Collection Service must receive weekly Collection of Recyclable Materials with a minimum of at least one 65-gallon Blue Recyclable Materials Cart per Service Recipient as part of the base service at no more than the Maximum Service Rate set forth in Exhibit 1. The actual configuration of Recyclable Materials Collection Container sizes to be provided will be based on the total equivalent volume and configured in a manner determined by the Service Recipient in consultation with Contractor.

12.06.3 Size and Frequency of Service. This service will be provided as deemed necessary and determined between Contractor and the Service Recipient, but such service must be received no less than one (1) time per week with no exception for Holiday(s) as set forth herein, except that Collection service scheduled to fall on a Holiday may be rescheduled as determined between the Service Recipient and Contractor as long as the minimum frequency requirement is met. Service may be provided by Collection Container at the option of the Service Recipient. The size of the Collection Container and the frequency (above the minimum) of Collection will be determined between the Service Recipient and Contractor. However, size and frequency must be sufficient to provide that no Recyclable Materials need be placed outside the Collection Container. Contractor may charge for Commercial Recyclable Materials Services above the weekly trash volume equivalent and must provide Recyclable Materials Collection Containers as a part of the Bundled Service with rates set forth in Exhibit 1. Service Recipients may own and provide their own Compactor provided that the Service Recipient is completely responsible for its proper maintenance, and that such Compactor is of a type that is compatible with Contractor's equipment. All other Collection Containers used by Service Recipients must be owned and supplied by Contractor.

12.06.4 Recyclable Materials - Improper Procedure. Contractor is not required to Collect Recyclable Materials if the Service Recipient does not segregate the Recyclable Materials from Commercial Solid Waste and Organic Waste. Furthermore, Contractor is not required to Collect Recyclable Materials that are Contaminated through commingling with Solid Waste or Organic Waste. To address Contamination, Contractor must follow the steps as set forth in Section 5.08.

12.06.5 Materials Recovery Facility. All Recyclable Materials Collected as a result of performing Recyclable Materials Services must be delivered to the Materials Recovery Facility listed in Exhibit 8. Failure to comply with this provision may result in assessment of Administrative Charges and Penalties as specified in Exhibit 5 and may result in Contractor being in default under this Agreement.

12.06.6 Recyclable Materials - Changes to Work. Should changes in law arise that necessitate any additions or deletions to the work described herein including the type of items included as Recyclable Materials, the parties will negotiate any necessary cost changes and will enter into an Agreement amendment covering such modifications to the work to be performed and the compensation to be paid in accordance with Section 30.02 before undertaking any changes or revisions to such work.

12.06.7 Additional Recyclable Materials Collection Containers. Contractor must provide additional Recyclable Materials Collection Containers to Commercial Service Recipients above the minimum requirements within five (5) days of request and may charge for such additional capacity set forth in Exhibit 1 provided that additional Collection Containers are used by Service Recipients for the purposes of setting out additional Recyclable Materials for regular weekly Commercial Recyclable Materials Service.

DRAFT

12.07 Commercial Organic Waste Collection Service. This service is governed by the following terms and conditions:

12.07.1 Conditions of Service. Contractor must provide Commercial Organic Waste Collection Service to all Commercial Service Units in the Service Area whose Organic Waste is properly containerized in Organic Collection Containers, where the Organic Waste Collection Containers are accessible. Contractor will conduct a site visit with each non-exempt Service Recipient to determine the specific materials to be included in the Service Recipient's Organic Waste Collection (i.e., Food Waste, Green Waste, combined Food and Green Waste). Contractor will charge for Collection of Organic Waste at no more than the Maximum Service Rate specified in Exhibit 1. Contractor agrees that not all Service Units will necessarily elect to receive Organic Waste Collection Service in Carts, and that Contractor will provide Organic Waste Collection Bins upon request and as necessary. Service Recipients may elect to add Green Waste only Collection Bins to their service at pricing included in Exhibit 1. Contractor will provide enough Collection Containers and at a Collection frequency to allow for any such Service Unit to utilize the Collection of Organic Waste. Commercial Organic Waste Collection will occur Monday through Saturday upon request and as necessary. City shall provide Contractor a list of the names and addresses of Commercial Service Units that are approved by City for exemption from Organic Waste Collection.

12.07.2 Organic Waste Processing Facility. Contractor must deliver all Collected Organic Waste to the Organic Waste Processing Facility listed in Exhibit 8. Failure to comply with this provision may result in assessment of Administrative Charges and Penalties as specified in Exhibit 5 and may result in Contractor being in default under this Agreement.

12.07.3 Organic Waste Collection Frequency. Contractor must comply with CalRecycle Collection frequency requirements as they may apply during the Term of this Agreement. If any such changes to Collection frequency are adopted after Commencement Date that result in Contractor being allowed to reduce the frequency of Garbage or Organic Waste Collection, or otherwise cause Contractor to reduce its Collection costs as a result in a change in Garbage or Organic Waste Collection frequency, Contractor must provide City with its estimate of its reduced costs and shall make adjustments to the Maximum Service Rates.

12.07.4 Base Commercial Organic Waste Service. All Commercial Service Recipients subscribing to Commercial Garbage Collection Service must receive weekly Collection of the equivalent volume of at least one (1) 65-gallon Green Organic Waste Cart per Service Recipient at no additional cost as part of the base service included in the Bundled Service rate. The actual configuration of Organic Waste Collection Container sizes to be provided will be based on the total equivalent volume and configured in a manner determined by the Service Recipient in consultation with Contractor. Contractor may charge for Commercial Organic Waste Collection as set forth in Exhibit 1 for Commercial Organic Waste Service greater than the base 65-gallon Organic Waste Cart.

12.07.5 Size and Frequency of Service. This service will be provided as deemed necessary and determined between Contractor and the Service Recipient, but such service must be received no less than one (1) time per week with no exception for Holiday(s) as set forth herein, except that Collection service scheduled to fall on a Holiday may be rescheduled as determined between the Service Recipient and Contractor as long as the minimum frequency requirement is met. Service may be provided by Bin or Cart at the option of the Service Recipient. The size of the Container and the frequency (above the minimum) of Collection will be determined between the Customer and Contractor. However, size and frequency must be sufficient to provide that no Organic Waste needs be placed outside the Collection Container. Service Recipients may own and provide their own Compactor provided that the Service Recipient is completely responsible for its proper maintenance, and that such Compactor is of a type that is compatible with Contractor's equipment. All other Collection Containers used by Service Recipients must be owned and supplied by Contractor.

12.07.6 Organic Waste - Improper Procedure. Contractor is not required to Collect Organic Waste if the Service Recipient does not separate the Organic Waste from Solid Waste and Recyclable Materials. Furthermore, Contractor is not required to Collect Organic Waste that is Contaminated through

DRAFT

commingling with Solid Waste or Recyclable Materials. To address Contamination, Contractor must follow the steps set forth in Section 5.08.

12.07.7 Organic Waste - Changes to Services. Should changes in law arise that necessitate any additions or deletions to the services described in this Section, including the type of items included as Organic Waste, the parties will negotiate any necessary cost changes and will enter into an Agreement amendment covering such modifications to the services to be performed and the compensation to be paid in accordance with Section 30.02 before undertaking any changes or revisions to such services.

12.07.8 Additional Organic Waste Collection Containers. Contractor must provide additional Organic Waste Collection Containers to Service Recipients at the rates listed in Exhibit 1 provided that additional Collection Containers are used by Service Recipients for the proposes of setting out additional Organic Waste materials for regular weekly Organic Waste Collection Service.

Article 13. Industrial Service

13.01 Contractor shall provide temporary Bin and Roll-Off Container service, including Construction and Demolition Debris Bins, to Service Recipients. Contractor must offer temporary Bins in 2-, 3-, 4-, and 6-cubic-yard sizes, and Contractor must offer temporary Roll-Off Containers in 20-, 30-, and 40-cubic-yard sizes. Contractor shall deliver such Bin or Roll-Off Container within one (1) Business Day of request. The size of the Container and the frequency of Collection will be determined between the Service Recipient and Contractor. The Contractor shall receive compensation for Temporary Bin and Roll-Off Container Service from the Customer at the rate for such service as set in Exhibit 1.

13.02 Contractor shall provide monthly Roll-Off Container service, including Construction and Demolition Debris Bins, to Service Recipients. Contractor may offer monthly Roll-Off Containers in 10-, 20-, 30-, and 40-cubic-yard sizes. Contractor shall deliver such Roll-Off Container within one Business Day of request. Contractor must also either provide Collection Service from Compactors that are owned by Commercial Service Units or provide Compactors for Commercial Service Units to use for Collection Service, for the Maximum Service Rates set forth in Exhibit 1. The size of the Container and the frequency of Collection will be determined between the Service Recipient and Contractor. The Contractor shall receive compensation for monthly Roll-Off Container Service from the Customer at the rate for such service as set in Exhibit 1.

13.03 Hours of Collection. Industrial Collection Service must be provided commencing no earlier than 5:00 a.m., and terminating no later than 7:00 p.m., Monday through Saturday, except for Holidays. If the Commercial Collection Service is adjacent to Residential Premises, then Collection service will be provided no earlier than 5:00 a.m. Monday through Friday and 6:00 a.m. on Saturday. The hours, day, or both of Collection may be extended due to extraordinary circumstances or conditions with the prior verbal or written consent of the Agreement Administrator.

Article 14. City Services

14.01 City Collection Services.

14.01.1 Contractor shall provide Garbage, Recyclable Materials, and Organic Waste Collection Services to all City Service Units set forth in Exhibit 2, or as City may designate in the future (and where applicable, subject to the conditions in this Section), where the Containers are not blocked and are accessible by Contractor's Collection Vehicles. City may update Exhibit 2 annually.

14.01.2 Development Review. Contractor, upon City's request, shall assist the City in the review of applicants' plans for projects covered by Public Resources Code § 42911, including commercial and multi-family projects, to provide for effective and economical accumulation and Collection of Solid Waste.

DRAFT

14.01.3 Abandoned Waste Removal. Contractor shall pay the City a sum of three hundred two thousand dollars ($302,000) per year, paid on a monthly basis along with the Franchise Fee installments, to fund Abandoned Waste Removal services within the geographical boundaries of the City. This payment amount shall increase annually by the CPI Adjustment Calculation in Section 6.02.1.

14.01.4 Contractor shall publicize, in the Customer Service Guide and via one advertisement in Your Town Magazine, the City's preferred method by which members of the public can report abandoned waste and illegal dumping. At time of writing, the City's preferred method is for the public to use the MyCivic smartphone application, but this is subject to change over the course of the Agreement.

14.01.5 City-Sponsored Events Service. Upon request by the City, Contractor shall provide Garbage, Recyclable Materials, and Organic Waste Containers and Collection Services at up to seven (7) City-Sponsored Events annually at no cost to the City. This shall include up to (a) one (1) 40-yard Bin, (b) five (5) 6-yard Bins, and (c) eight (8) 65-gallon Carts per event. City may request two 20-yard Bins in lieu of the single 40-yard Bin. Containers shall be delivered and picked up within forty-eight (48) hours of each event, to prevent unauthorized use of the Containers.

14.01.6 Dumpsters for Large-Scale City Clean-ups. Upon request from City, Contractor shall provide Roll-Off Containers for large-scale City clean-ups, provided that City provides one week of advance notice to Contractor, at the Maximum Service Rates listed in Exhibit 1. Examples of large-scale City clean-ups may include creek desilting events, clearance of materials left after clearing encampments, City-sponsored fire prevention clean-up events, City Facility move-out days, tenant improvements at City Facilities, and other miscellaneous activities on City or public property that involve large quantities of debris. Containers shall be delivered and picked up on the same day as each clean-up, to prevent unauthorized use of the Containers.

14.02 City Collection Conditions of Service. City Collection Services shall be governed by the following terms and conditions:

14.02.1 Contractor's Good Will. In exchange for the good will of the City and the general public, Contractor voluntarily agrees to provide Solid Waste Collection under this Article at no cost to the City excepting excess service as provided in this Article and warrants that such service shall neither impact the Maximum Service Rates nor be otherwise paid for or subsidized by any other Service Recipients.

14.02.2 Contractor shall receive written permission from the City before placing any Collection Containers on City-owned property for service, except that no such permission shall be needed to place Collection Containers at locations specified for such Containers in Exhibit 2.

14.02.3 Contractor shall limit the number of trips and the path of travel for Collection Vehicles in City parking lots.

14.02.4 Container Service. City Facilities shall be provided Solid Waste Collection generally subject to the same terms and conditions as similar Service Units regarding Container specifications, repair, replacement, cleanings, and exchange; provided the City shall not be charged for any requests for such services.

14.02.5 Frequency of Service. The frequency of Collection may be designated by the City, but not to exceed six (6) times per week per Container. City may change the City Service Units receiving service, and the Container volume and Collection frequency provided to any City Service Unit, by written notice to Contractor.

14.02.6 Keys to City Facilities. City may issue Contractor sets of keys to facilitate access to City Service Unit sites. Contractor shall be responsible for the safekeeping of these keys, and shall pay for the replacement cost of keys if replacements are needed.

DRAFT

Article 15. Additional Services

15.01 Free Paper Shredding Events. Up to two (2) times per year, at no additional cost to City or its residents, Contractor shall conduct a free paper shredding event at a location as determined by the City. At each event, all City residents will be permitted to deliver an unlimited amount of paper for shredding free of charge by Contractor. Contractor must arrange for all shredded paper generated by each event to be processed in such a manner so as to ensure the Diversion of this material from landfilling.

15.02 Recovered Organic Waste Procurement. Contractor shall assist the City in meeting the SB 1383-mandated recovered Organic Waste procurement target. Contractor must assist City in arranging for produced Compost to comply with SB 1383 procurement requirements to be delivered in qualities, quantities, locations, and times agreed on between City and Contractor. Locations may include locations within the County boundaries that are outside of the City boundaries. Contractor agrees to provide up to two hundred fifty (250) tons of SB 1383 compliant Compost or mulch to the City annually at no additional cost to City. In the event that the City requests that a portion of this recovered Organic Waste product consist of mulch, City may be required to compensate Contractor for the cost difference between the cost per ton of Compost and the cost per ton of SB 1383 compliant mulch. The City shall be permitted to require that this quantity of recovered Organic Waste product be delivered as loose compost/mulch, bagged compost/mulch, or a combination thereof. If there is a cost difference between the loose and bagged material, Contractor shall inform City of the cost difference, and City may choose to pay for the difference or alter the request to consist of loose material. Contractor shall not be required to absorb the cost of bagging the material.

15.03 Compost Giveaway Events. Contractor will provide at least two Compost giveaway events per year for City residents. Contractor shall make available at least thirty (30) tons of Compost for this purpose on an annual basis, in addition to any Compost provided under Section 15.02, at no additional cost to City. The City shall be permitted to require that this quantity of compost be delivered as loose compost, bagged compost, or a combination thereof. The location, date, and time of such events shall be mutually agreed upon by Contractor and City.

15.04 Edible Food Recovery Support. Contractor shall, at no additional cost to the City, provide support to the City's Edible Food Recovery program as required under SB 1383. Contractor support may include, in conjunction with City and the County of Solano, educating commercial Edible Food generators, providing records of site visits, conducting education efforts, providing lists of food recovery organizations, and coordinating with Agreement Administrator and the Solano County Resource Management Department. Contractor will assist the City in conducting Food Waste and Green Waste surveys and Diversion programs by providing accurate and timely service data, conducting site visits, and distributing materials.

15.05 HHW Drop-Off Site. Contractor shall provide, at no additional cost to the City, at least one HHW drop-off site within the Fairfield/Suisun City area, at a location that is mutually agreeable to City and Contractor, and provide free HHW drop-off services to City residents at that site. Contractor shall provide at least two (2) days per month on which City residents can drop off HHW materials for free, and the HHW materials accepted for free shall include, but not be limited to, E-Waste, batteries, oil, paint, and antifreeze. Contractor shall not be required to accept any HHW materials that Contractor is restricted from accepting, handling, or transporting under the rules outlined by the City's hazardous waste permits and/or State or Federal regulations and guidelines. Contractor shall communicate any such restrictions on HHW that Contractor can accept, handle, or transport to City, such that City can consider alternatives for City residents.

15.06 White Goods Drop-Off Days. Contractor shall provide, at no additional cost to the City, a drop-off program for White Goods for City residents within the Fairfield/Suisun City area. The drop-off program shall be staffed adequately to allow use of the program Monday through Friday each week, for a minimum of four (4) hours each day. White Goods shall be dropped off and accepted by Contractor at a location within the Fairfield/Suisun City area that is mutually agreeable to City and Contractor.

DRAFT

15.07 Waste Oil Drop-Off Program. Contractor shall provide, at no additional cost to the City, a drop-off program for waste oil and used oil filters for City residents. The drop-off program shall be staffed adequately to allow use of the program Monday through Friday each week, for a minimum of four (4) hours each day. Oil shall be dropped off and accepted by Contractor at a location within the Fairfield/Suisun City area that is mutually agreeable to City and Contractor. The facility used for this program shall meet all of the required planning approvals of the host jurisdiction(s).

15.08 Buy-Back Center. Contractor shall operate a "Buy-Back Center", at which City residents can redeem aluminum, glass, and polyethylene terephthalate (PET) containers for California Redemption Value (CRV). This facility shall be located at a location within the Fairfield/Suisun City area that is mutually agreeable to City and Contractor. Upon redemption of each eight dollars ($8) of Recyclable Materials, City residents shall receive one coupon which may be submitted to Contractor as credit against the amount owed by a Service Recipient to Contractor in exchange for Collection Service. Each Service Recipient may only remit one such coupon per billing month (maximum twelve coupons per year).

15.09 Extended Producer Responsibility and HHW Drop-Off Events. Contractor shall provide, at no additional cost to the City, a minimum of two City-wide Collection drives with drop-off events for HHW (including E-waste, U-Waste, pharmaceuticals, and sharps), textiles, carpet, and mattresses on an annual basis. The events shall be conducted by Contractor at no cost of any kind to the City. Contractor will schedule Collection events with City approval and advertise the drop-off events not less than one week prior to the scheduled Collection event, but no more than one month prior to the scheduled Collection event. All textile, carpet, and mattresses Collected through this program shall be Diverted from the landfill, either through donation to a local non-profit organization or through other means of Diversion. Contractor must arrange for appropriate disposal of all HHW generated by each event. Contractor shall not be required to accept any HHW materials that Contractor is restricted from accepting, handling, or transporting under the rules outlined by the City's hazardous waste permits and/or State or Federal regulations and guidelines. Contractor shall communicate any such restrictions on HHW that Contractor can accept, handle, or transport to City, such that City can consider alternatives for City residents.

15.10 Sharps Mail-Back Program. At no additional cost to the City, upon request from any SFD or MFD Service Recipient, Contractor shall deliver or mail a container for home-generated sharps, such as needles, syringes, and lancets, to the requesting SFD or MFD Service Recipient. Service Recipients shall be instructed to mail the sharps containers back to Contractor. Contractor shall set up the postage system for the sharps containers such that there is no cost to the Service Recipient mailing the container. Contractor shall deliver sharps to a permitted hazardous waste facility. In addition, Contractor shall promote this program in newsletters and in other forms of outreach as determined by City.

15.11 Household Alkaline Battery Drop-Off Program. Up to four (4) times per year, at no additional cost to the City, Contractor shall collect household alkaline batteries from up to three (3) City household alkaline battery drop-off locations, as identified in Exhibit 2. Contractor shall provide appropriate containers for the City to use in these locations, to receive and store the batteries. City staff shall notify Contractor when batteries require collection. Contractor shall collect batteries from all locations unless directed by City to collect at one or more centralized locations. Contractor shall deliver batteries to a battery recycler or permitted hazardous waste facility.

15.12 . Support in Complying with SB 54. Contractor will, at no cost to the City, provide support to the City in complying with SB 54. Contractor support may include, but is not limited to, record-keeping, collection of data, waste stream sampling, and compilation of reports.

15.13 Street Sweeping Services. Contractor must provide a Proposal to include Street Sweeping Services for all public City streets and all City-owned parking lots within the geographical boundaries of the City. The frequency of sweeping shall be as shown in Exhibit 12, unless modified by mutual agreement of City and Contractor. Sweeping shall be performed at a time of day that best minimizes conflicts with businesses. The beginning of the "heavy leaf schedule", as referenced in Exhibit 12, shall be as mutually agreed upon by City and Contractor annually. Contractor shall provide emergency sweeping at no additional cost when Contractor's equipment and staff are readily available. City shall reimburse Contractor's costs

DRAFT

for any emergency sweeping that requires an emergency call-out of equipment or staff. Contractor shall not be responsible for sweeping streets within construction areas. Sweepers shall be equipped with clean air engines that operate quietly, and they shall also be equipped such that they will sweep rocks, glass, and other debris effectively form public roads, including shoulders and bike paths.

Article 16. Collection Routes

16.01 Service Routes. Contractor must provide City with maps and digital mapping data precisely defining Collection routes, together with the days and the times at which Collection will regularly commence.

16.02 Service Routes Near Schools. Contractor agrees not to schedule Collection service within 500 feet of a school's roadway frontage and/or driveways during either the school's daily morning student arrival window(s) or the school's daily afternoon student departure window(s).

16.03 Initial Route Changes. Contractor agrees not to change any Residential Solid Waste Collection routes in effect as of the Effective Date of this Agreement prior to July 1, 2026, except for limited route changes that may be necessary for new development and subject to review and approval by the City. After July 1, 2026, if any re-routing of Residential Solid Waste Collection is necessary for Collection efficiency, Contractor may submit to City, in writing, proposed route changes (including maps thereof) not less than sixty (60) calendar days prior to the proposed date of implementation. Any such initial routing change may not affect more than ten percent (10%) of SFD Service Units in the City and is subject to City review and approval.

16.04 Future Service Route Changes. Contractor must submit to City, in writing, any proposed route change (including maps thereof) not less than sixty (60) calendar days prior to the proposed date of implementation. Contractor may not implement any route changes without the prior review and approval of the Agreement Administrator. If the change will change the Collection day for a Service Recipient, Contractor must notify those Service Recipients in writing of route changes not less than thirty (30) days before the proposed date of implementation.

16.05 Collection Route Audits. City reserves the right to conduct audits of Contractor's Collection routes. Contractor must cooperate with City in connection therewith, including permitting City employees or agents designated by the Agreement Administrator to ride in the Collection Vehicles to conduct the audits. Contractor has no responsibility or liability for the salary, wages, benefits, or worker compensation claims of any person designated by the Agreement Administrator to conduct such audits.

Article 17. Minimum Performance Standards

17.01 Billing Audit and Performance Reviews.

17.01.1 Contractor Shall Review its Billings to all Customers. The purpose of the review is to determine that the amount which the Contractor is billing each Customer is correct regarding the level of service (i.e., frequency of Collection, size of Container, location of Container) at the rates approved by City Council resolution. The Contractor shall review Customer accounts not less than annually and provide a written certification to the City that all such billing is correct. The documentation of the review, as well as verification that any errors have been corrected, should be provided to the City annually.

17.01.2 Billing Audit and Performance Reviews. City may conduct billing audit and performance reviews (together, "reviews") of Contractor's performance during the Term of this Agreement, as provided herein. City may conduct two (2) full reviews, with payment to City as stated in Section 17.01.2.1 below, during the Initial Term of this Agreement. The purpose of these full reviews will be as described in Section 17.01.2.2 below.

DRAFT

17.01.2.1 Selection and Cost. The reviews will be performed by the City or a qualified firm under contract with the City. City will have the final responsibility for the selection of the firm. City may conduct reviews at any time during the Term of the Agreement.

17.01.2.2 Purpose. The reviews will be designed to verify: that Customer billing rates have been properly calculated and correspond to the level of service received by the Customer, that Contractor is correctly billing for all services provided, that Franchise Fees and other fees required under this Agreement have been properly calculated and paid to City, that Contractor is in compliance with the reporting requirements and performance standards of this Agreement, the Diversion percentages reported by Contractor, and any other provisions of the Agreement.

17.01.2.3 Methods. City (or its designated consultant) may utilize a variety of methods for reviews, including, but not limited to, analysis of relevant documents, on-site and field observations, and interviews. City (or its designated consultant) will review and document the items in the Agreement that can be objectively evaluated, including those that require Contractor to meet specific performance standards, submit information or reports, perform additional services, or document operating procedures. This information will be documented and be formatted in a "compliance checklist", with supporting documentation and findings tracked for each of the identified items.

17.01.2.4 Performance. Reviews will specifically include a determination of Contractor's compliance with the Diversion requirements of Article 8 and the public outreach and education requirements of Article 20. City (or its designated consultant) may review the Customer service functions and structure utilized by Contractor. This may include Contractor's protocol for addressing Customer complaints and service interruption procedures. Complaint logs may be reviewed, along with procedures and systems for tracking and addressing complaints. On-site and field observations by City (or its designated consultant) may include, but are not necessarily limited to:

A. Interviews and discussions with Contractor's administration and management personnel.

B. Review and observation of Contractor's Customer service functions and structure.

C. Review of public education and outreach materials.

D. Interviews and discussions with Contractor's financial and accounting personnel.

E. Interviews with route dispatchers, field supervisors, and managers.

F. Interviews with route drivers.

G. Interviews with vehicle maintenance staff and observation of maintenance practices.

H. Review of on-route Collection Services, including observation of driver performance and Collection productivity and visual inspection of residential routes before and after Collection to evaluate cart placement and cleanliness of streets.

17.01.2.5 Contractor's Cooperation. Contractor shall cooperate fully with the review and provide all requested data, including operational data, financial data, and other data reasonably requested by City within fifteen (15) Workdays of the request. Failure to submit data by the due date may result in assessment of Administrative Charges and Penalties as specified in Exhibit 5.

DRAFT

17.01.3 Additional Billing Audit and Performance Review. In the event that the Billing Audit and Performance Review concludes that Contractor is not in compliance with all terms and conditions of this Agreement and such non-compliance is material, Contractor is subject to Administrative Charges and Penalties as described in Exhibit 5 as well as reimbursement to the City for the full cost of the audit plus any underpayments discovered during the Audit. Additionally, City may conduct an Additional Billing Audit and Performance Review, beyond the two (2) specified in Section 17.01.2.1, to ensure that Contractor has cured any such area of non-compliance. For the purposes of a determination of non-compliance under this Agreement, Audit findings which result in underpayments of $100,000 or more shall be deemed material. These payment amounts shall increase annually by the CPI Adjustment Calculation in Section 6.02.1.

17.01.4 City Requested Program Review. City reserves the right to require Contractor to periodically conduct reviews of the Garbage, Recyclable Materials, and Organic Waste Collection Service programs, provided that such reviews are reasonable and can be accomplished at no additional cost to Contractor and without interfering with Contractor's operations. Such reviews could assess one or more of the following performance indicators: average volume of Recyclable Materials per set-out per Customer, average volume of Organic Waste per set-out per Customer, participation level, Contamination levels, etc. Prior to the program evaluation review, City and Contractor will meet and discuss the purpose of the review and agree on the method, scope, and data to be provided by Contractor. Failure of Contractor to submit requested data or information to City within fifteen (15) Workdays of a request may result in assessment of Administrative Charges and Penalties as specified in Exhibit 5.

17.02 Cooperation with Other Program Reviews. Contractor shall cooperate with City and/or its agent(s) as reasonably requested to collect program data, perform field work, conduct route audits to investigate Customer participation levels and set-out volumes, and/or evaluate and monitor program results related to Garbage, Recyclable Materials, and Organic Waste Collected in City by Contractor, provided that such cooperation can be accomplished at no additional cost to Contractor and without interfering with Contractor's operations. Failure of Contractor to submit requested data or information to City within fifteen (15) Workdays of a request may result in assessment of Administrative Charges and Penalties as specified in Exhibit 5.

Article 18. Collection Equipment

18.01 General Provisions. All equipment used by Contractor in the performance of services under this Agreement must be of a high quality and meet all Federal, State, and local regulations and air quality standards, including all applicable provisions of Air Quality Management District. Collection vehicles must be designed and operated so as to prevent Collected materials from escaping from the vehicles. Hoppers must be closed on top and on all sides with screening material to prevent Collected materials from leaking, blowing, or falling from the vehicles. All trucks and Containers must be watertight and must be operated so that liquids do not spill during Collection or in transit.

18.02 Bulky Waste. Vehicles used for Collection of Bulky Waste may not use Compactor mechanisms or mechanical handling equipment that may damage reusable goods or release Freon or other gases from pressurized appliances.

18.03 Collection Vehicles. Contractor must use Collection Vehicles as listed in the schedule included in Exhibit 4, and may use collection vehicles more than ten (10) years old as long as they are in good repair and operate consistent with other conditions in this Agreement. Contractor shall register all new Collection Vehicles under this Agreement to its address within the City and shall report all purchases of Collection Vehicles under this Agreement as attributable to the City for sales tax purposes. Collection Vehicles must utilize low carbon ("alternative") fuel, which must meet applicable State and Federal laws, regulations, and requirements. If, during the Term of the Agreement, new technologies are available (such as hybrid or electric powered Collection vehicles), the City or the Contractor may request/negotiate implementation of such new Collection vehicles, with a corresponding change to the Maximum Service Rates to reflect additional cost or savings. During the Term, to the extent required by law, Contractor shall provide its Collection Vehicles to be in full compliance with all Applicable Laws, including State and Federal

DRAFT

clean air requirements that are adopted or proposed to be adopted, including, but not limited to, the California Air Resources Board Heavy Duty Engine Standards as currently proposed to be contained in California Code of Regulations, Title 13, §§ 2020 et seq., the California Air Resources Board Advanced Clean Fleets Regulation as outlined in California Code of Regulations, Title 13, §§ 2013 et seq., the Federal EPA's Highway Diesel Fuel Sulfur regulations, and all other applicable air pollution control laws.

18.03.1 Zero Emission Vehicle Technology Transition. City and Contractor shall proactively take such steps to plan for, and upon City direction execute, transition of the Contractor's Collection Vehicles to reliance on electricity or other zero emission technologies as a fuel source. Contractor shall report to the City no less than annually on the status of the transition. The City and Contractor shall, no less than annually, confer on the degree to which it is technologically and economically feasible to transition some or all Collection Vehicles to electricity or other zero emission technology. In determining whether it is economically feasible to transition Collection Vehicles per this Section, the City and Contractor shall review and evaluate Contractor's estimated costs of replacing Collection Vehicles with zero emission vehicles. Upon a determination by the City that it is technologically and economically feasible to transition some or all Collection Vehicles to electricity or other zero emissions technology, Contractor shall proceed to purchase and operate such vehicles on a schedule mutually agreed to by Contractor and City, and subject to agreement regarding changes in Contractor's compensation that are reasonable and necessary for the transition to zero emissions technology. In addition to the change in compensation for the zero emission vehicle implementation, Contractor shall be entitled to a change in Contractor's compensation for construction of an electric charging or other fueling station, subject to the mutual agreement of the City and Contractor and approval of the City Council. Contractor will coordinate with the City in finding or constructing a suitable charging or other fueling station for Contractor's electric or other zero emission Collection Vehicles.

18.04 Collection Vehicle On-Board Technology. Contractor must use Collection Vehicles fitted with GPS tracking devices that can be used to record start and stop times, vehicle locations, and maximum speed. Upon request and availability, Contractor shall furnish to the City, at no additional cost or expense, any software and equipment necessary for City to track the location of Collection Vehicles in real time and to generate reports as needed. By the start of the Term of Agreement, frontload Collection Vehicles must also be fitted with cameras that are programmed to take photos, date and location stamped, to document violations, including Contamination, overfilling, and lids not closed. By 20__, all Collection Vehicles must similarly be fitted with such cameras. GPS and camera data for any such cameras in operation on Collection Vehicles must be made available to City upon request. Failure of Contractor to make data or information available to City within fifteen (15) Workdays of a request may result in assessment of Administrative Charges and Penalties as specified in Exhibit 5.

18.05 Collection Vehicle Size Limitations / Overweight Vehicle Charge. Contractor may not use any Collection Vehicle in violation of weight limitations in Applicable Law, including any weight limitation placed on any public roadway or alley as adopted and posted by City. The Contractor may exceed the Collection Vehicle size limitation for a limited time due to extraordinary circumstances or conditions with the prior written consent of the Agreement Administrator. The limited time may not exceed 120 days. Contractor must report all instances of overweight vehicles to City as part of its quarterly reporting described in Section 22.04, and as part of its Annual Reports to the City described in Section 22.05. Contractor may be assessed Administrative Charges and Penalties as specified in Exhibit 5 as a result of exceeding an overweight vehicle rate of five percent (5.00%) in any Calendar Year during the Term of the Agreement. The overweight vehicle rate will be calculated as the total number of overweight Collection Vehicle instances during the Calendar Year divided by the total number of Collection Vehicle loads transported during the Calendar Year. Prior to collecting Administrative Charges and Penalties for overweight vehicles, the City shall afford Contractor a reasonable opportunity to provide the Agreement Administrator with documentation of the extraordinary circumstance that caused the overweight vehicles. Extraordinary circumstances in this case may include, but are not limited to, heavy rains or high winds that caused excess Green Waste to be generated, rain to accumulate in open Collection Containers, or normal Collection routes to be delayed or shortened due to extreme weather conditions. The Agreement Administrator shall have authority to consider Contractor's documentation and uphold and collect the assessed charge, to reduce the charge, or to waive

DRAFT

and dismiss the charge. The Agreement Administrator shall also have the authority to waive charges in advance of an anticipated, or in response to an actual, emergency event.

18.06 Registration; Inspection. All vehicles used by Contractor in providing Solid Waste Collection under this Agreement, except those vehicles used solely on Contractor's Premises, are to be registered with the California Department of Motor Vehicles. In addition, each such vehicle must be inspected by the California Highway Patrol in accordance with Applicable Law. Within two (2) Workdays of a request from the Agreement Administrator, Contractor must provide City a copy of its vehicle maintenance log and any safety compliance report, including, but not limited to, any report issued under California Vehicle Code §§ 34500 and following, as well as the biennial "BIT" inspections conducted by the California Highway Patrol.

18.07 Safety Markings. All Collection equipment used by Contractor must have appropriate safety markings including, but not limited to, highway lighting, flashing, and warning lights, clearance lights, and warning flags. All such safety markings must be in accordance with the requirements of the California Vehicle Code, as may be amended from time to time.

18.08 Vehicle Signage and Painting. Collection Vehicles must be painted and numbered without repetition and must have Contractor's name, Contractor's customer service telephone number, and the number of the vehicle painted in letters of contrasting color, at least four (4) inches high, on each side and the rear of each vehicle. No advertising is permitted other than the name of Contractor, its logo, and its registered service marks, except for promotional advertisement of the Recyclable Materials and Organic Waste programs, which is encouraged. City is to approve any promotional material of the Recyclable Materials and Organic Waste affixed to or painted on Contractor's Collection Vehicles and may require such promotion to be utilized from time to time to encourage correct Recycling, reduce Contamination, and provide relevant education. Contractor must repaint all vehicles (including vehicles striping) during the Term of this Agreement on a frequency as necessary to maintain a positive public image, as reasonably determined by the Agreement Administrator, but not less often than once every five years.

18.09 Bin and Roll-off Container Signage, Painting, and Cleaning. All metal Bins and Roll-off Containers of any service type furnished by Contractor must be either painted or galvanized, in compliance with all applicable color specifications as set forth by CalRecycle. All metal or plastic bins and Roll-off Containers must display Contractor's name, Contractor's customer service telephone number, and the number of the Bin or Roll-off Container and must be kept in a clean and sanitary condition. Bins must also have labels that comply with Section 20.10 of this Agreement. Bins and Roll-off Containers should be free of dents and graffiti and newly painted at the start of this Agreement and painted as needed to maintain an orderly appearance throughout the Term of the Agreement, but not less frequently than once every three years. Bins and Roll-off Containers may be subject to periodic, unscheduled inspections by City, and determination as to sanitary condition will be made by City.

18.10 Vehicle Certification.

18.10.1 For each Collection Vehicle used in the performance of services under this Agreement, Contractor must obtain a certificate of compliance (smog check) issued pursuant to Part 5 of Division 26 of the California Health and Safety Code (§§ 43000 et seq.) and regulations promulgated thereunder, and/or a safety compliance report issued pursuant to Division 14.8 of the California Vehicle Code (§§ 34500 et seq.) and the regulations promulgated thereunder, as applicable to the vehicle. Contractor must maintain copies of such certificates and reports and must make such certificates and reports available for inspection upon request by the Agreement Administrator.

18.10.2 By July 1, 2025, Contractor must submit to the Agreement Administrator verification that each of the Contractor's Collection Vehicles has passed the California Heavy Duty Vehicle Inspection. Thereafter, Contractor must cause each vehicle in Contractor's Collection fleet to be tested annually in the California Heavy Duty Inspection Program and must, upon request, submit written verification to City within ten (10) Workdays of the completion of such test. Contractor may not use any vehicle that does not pass such inspection.

18.11 Equipment Maintenance. Contractor must always maintain Collection equipment in a clean condition and in good repair. All parts and systems of the Collection equipment must operate properly and be maintained in a condition satisfactory to City. Contractor must wash all Collection Vehicles at least once a week.

18.12 Maintenance Log. Contractor must maintain a maintenance log for all Collection Vehicles. The log must always be accessible to City by physical inspection upon request of Agreement Administrator, and must show, at a minimum, each vehicle's Contractor-assigned identification number, date purchased or initially leased, dates of performance of routine maintenance, dates of performance of any additional maintenance, and description of additional maintenance performed.

18.13 Equipment Inventory. On or before July 1, 2025, Contractor shall provide to City an inventory of Collection Vehicles and major equipment used by Contractor for Collection or transportation and performance of services under this Agreement. The inventory must indicate each Collection Vehicle by Contractor-assigned identification number, DMV license number, the age of the chassis and body, the type of fuel used, the type and capacity of each vehicle, the number of vehicles by type, the date of acquisition, the decibel rating, and the maintenance and rebuild status. Contractor must submit an updated inventory, either via email or via electronic document sharing site (e.g., Dropbox), to the Agreement Administrator, either annually or more often, at the request of the Agreement Administrator. Each inventory must also include the tare weight of each vehicle as determined by weighing at a certified scale used by Contractor. Each vehicle inventory must be accompanied by a certification signed by Contractor that all Collection Vehicles meet the requirements of this Agreement.

18.14 Reserve Equipment. Contractor shall have available to it, at all times, reserve Collection equipment which can be put into service and operation within one (1) hour of any breakdown. Such reserve equipment must correspond in size and capacity to the equipment used by the Contractor to perform the contractual duties.

18.15 RNG Fuel Procurement Credits. Contractor agrees to coordinate and cooperate with the City to meet its Recovered Organic Waste Product procurement target, as defined in, and required by Applicable Law. In support of that objective, the City will receive any applicable SB 1383 Recovered Organic Waste Product procurement credits for all RNG used by the Contractor to power Contractor's Collection vehicles as allowed by the Applicable Law and within the time provided therein.

Article 19. Contractor's Office

19.01 Contractor's Office. Contractor shall maintain an office within the Fairfield/Suisun City area, at a location that is mutually agreeable to City and Contractor, that is accessible to persons with disabilities as required by the Americans with Disabilities Act (ADA). Such office must be equipped with enough telephones so that all Collection Service-related calls received during normal business hours are answered by an employee within five (5) rings. The office must have responsible persons in charge during Collection hours, and must be open during normal business hours (8:00 a.m. to 5:00 p.m. on Monday through Friday). Contractor must provide either a local or toll-free telephone number that connects to the call center described in Section 19.02, and a telephone answering service or mechanical device to receive Service Recipient inquiries during those times when the office is closed. Calls received after normal business hours must be addressed the next Workday morning.

19.02 Customer Service Call Center. Contractor must maintain a Customer Service call center within the United States. Such office must be equipped with enough telephones that all customer service-related calls are answered by an employee within five (5) rings if they are received during normal business hours (8:00 a.m. to 5:00 p.m. on Monday through Friday).

19.03 Emergency Contact. Contractor must provide the Agreement Administrator with an emergency phone number where the Contractor can be reached outside of the required office hours.

DRAFT

19.04 Multilingual/Telecommunications Device for the Deaf (TDD) Service. Contractor must always maintain the capability of responding to telephone calls in English, Spanish, and such other languages as City may direct. Contractor must always maintain the capability of responding to telephone calls through TDD Services.

19.05 Service Recipient Calls. During office hours, Contractor must maintain a telephone answering system capable of accepting at least five (5) incoming calls at one time. Contractor must record all calls, including any inquiries, service requests, or complaints, into a customer service log.

19.05.1 All incoming calls will be answered at the local office or call center within 5 rings. Any call "on-hold" more than 1.5 minutes must have the option to remain "on-hold" or request a "call-back" from a customer service representative. Contractor's customer service representatives must return Service Recipient calls. For all messages left before 3:00 p.m., all "call backs" must be attempted a minimum of one time prior to 5:00 p.m. on the day of the call. For messages left after 3:00 p.m., all "call backs" must be attempted a minimum of one time prior to noon the next Workday. Contractor must make minimum of two (2) attempts within one (1) Workday of the receipt of the call. If Contractor is unable to reach the Service Recipient on the next Workday, Contractor must send a postcard, email, text, or voicemail as indicated by the Service Recipient, to the Service Recipient on the second Workday after the call was received, indicating that the Contractor has attempted to return the call.

Article 20. Contractor Support Services

20.01 Sustainability/Compliance Representative. Contractor will hire sufficient staff in the role of Sustainability/Compliance Representative to conduct site visits and provide outreach and education in support of meeting Franchise and CalRecycle Diversion requirements and to meet State mandates associated with Applicable Law and all amendments and related subsequent legislation. A Sustainability/Compliance Representative shall be available as needed to meet with the City and conduct site visits to implement Recyclable Materials and Organic Waste programs in the Service Area at least four days a week throughout the year. City may request monthly meetings with Contractor to discuss problems or issues such as Collection or Recycling programs, Billing or Service Recipient service issues, and day-to-day operations.

20.02 Sustainability and Compliance Plan. Contractor, at its own expense, must prepare, submit, and implement an annual (Calendar Year) Sustainability and Compliance Plan ("Plan"), which will guide Contractor's staff's work efforts. Contractor's Plan is provided in Exhibit 9. This Plan will include measures to meet Diversion targets, increase Diversion, and increase participation of Service Recipients in Recyclable Materials and Organic Waste Diversion programs, and should target certain Recyclable Materials or "problem" areas, including Recyclable Materials and Organic Waste sorting and Contamination, within Contractor's Service Area where improvements can be maximized. Planned outreach and education services outlined in Section 20.05 should be included as part of the Plan and updated annually. Any new outreach materials shall not be circulated to the public without City review and approval. Targets of outreach shall be based on local trends and Recycling patterns from data obtained by both the City and Contractor. Contractor will maintain current and state-of-the-art public outreach and education services throughout the Term of this Agreement by providing outreach materials to Service Recipients electronically (via email and social media). Contractor must submit first year draft Plan to the City prior to the Commencement Date and by July 1st each year thereafter for the Term of the Agreement. City shall review and provide revisions to draft Plan within thirty (30) days of receipt. City shall review, provide comments, approve all education, and outreach materials. Contractor must revise and submit final Plan to City by December 1, 2025, for first year and then each year thereafter for the Term of the Agreement.

20.02.1 Approach to Meeting City's Diversion Requirements. Contractor must document approach to meeting City's Diversion requirements by specific Diversion program type (SFD, MFD, Commercial, Recyclable Material, Organic Waste, Bulky Waste, etc.) and must be tied to both specific and public education programs. This must include an implementation schedule showing the specific programs and tasks, milestones, and timeframes for meeting the Diversion requirements.

20.02.2 Environmental Stewardship. Contractor must describe all environmental management policies and activities related to the Solid Waste Collection service, including the use of Alternative Fuel Vehicles, reduction of air emissions and wear and tear on the City's streets, use of recycled products throughout operations, internal waste reduction and reuse protocol, water and resource conservation activities within facilities (design, construction and operation), compliance with laws governing E-Waste, HHW, and U-Waste, and use of non-toxic products when possible.

20.03 School Education and Outreach. Contractor shall develop and utilize outreach materials for use with all ages, including in a school context. Contractor shall distribute educational material and conduct onsite outreach periodically as requested. Additional information will be included in the annual Sustainability and Compliance Plan.

20.04 Compliance Notices. Contractor shall send SB 1383, AB 341, and AB 1826 compliance notices quarterly to all eligible Commercial entities and MFDs that do not subscribe to Organic Waste and/or Recyclable Materials Collection Service with the Contractor and/or do not provide an alternate method for Diverting Organic Waste, in conformance with Applicable Law. These notices shall also notify businesses of requirements under AB 827. Contractor shall mail notifications quarterly on or before the last day of the month following the end of the quarter.

20.05 Technical Assistance.

20.05.1 Site Visits. Contractor shall provide comprehensive Recycling technical assistance to MFD and Commercial Customers with the primary purpose of helping Customers increase Recyclable Materials and Organic Waste Collection services and reducing Solid Waste Collection service. The technical assistance services shall conform with the following performance expectations per month:

Task	Minimum Number of related actions taken
Phone Calls	7
In-Person Site Visits (i.e., Customer contact)	15

Site visits shall include on-site assessments of the MFD and Commercial Premises to improve Recyclable Materials and Organic Waste Collection program participation and provide recommendations to Customers on how to improve overall resource efficiency. During the site visits, Contractor will be required to provide and/or restock posters, "how to" guides, personal Recyclable Materials baskets/bags for MFD tenants, and any other appropriate materials, and to provide new signage for the Recyclable Materials and Organic Waste Containers if necessary. This program shall also involve preparation and presentation of reports to the City on the Contractor's efforts and results of the technical assistance efforts.

20.05.2 Compliance Reviews.

20.05.2.1 General Requirement. At least once annually, beginning in 2025, Contractor shall review the records of its Commercial and MFD Customers in City that are subscribed for at least two (2) cubic yards per week of combined Solid Waste, Organic Materials, and Recyclables service, to determine whether such Customers are subscribed for Organic Materials Collection service or have an applicable waiver. Contractor shall include the results of each Compliance Review in its next regularly scheduled report to City.

20.05.2.2 Site Visit Requirement for Non-Compliance. Contractor shall conduct a site visit to each Commercial and MFD Customer in City that is determined to (a) not be enrolled in 3-Container Collection service, and (b) not be eligible for a waiver based on the City determination. Contractor shall conduct in-person site visits (i.e., direct Customer contact) to provide educational material about the law's requirements to Commercial and MFD Customers at least once every 3 years.

DRAFT

20.05.2.3 Site Visit Requirement for All Customers. All Commercial and MFD Customers in the City shall receive a site visit from Contractor to affirm proper sorting procedures and sizing of Containers at least once every 5 years.

20.06 Education and Outreach Materials. Contractor must implement public education and outreach in conformance with Applicable Law and in coordination with City. Contractor will develop four bill inserts, which will include a residential customer service guide as well as three residential newsletters, to be distributed quarterly. Contractor shall attend three public events and host booths to promote Recycling education and awareness. Contractor will work with City to identify which special events will be attended. Contractor, together with City, shall work with local media to ensure information on new programs, events, Recyclable Materials, Organic Waste, etc., is communicated to the community. Contractor shall use a variety of options, such as websites and social media, as well as in-person visits to Homeowners Associations, schools, and civic groups to distribute information and education about City Solid Waste and Recyclable Materials programs and events.

20.06.1 Available Services Notice and Information. At least annually, Contractor must publish and distribute (by mail or electronically) a notice to all Service Units regarding the full range of services offered. The notice must be provided in English and Spanish and must be distributed by Contractor no later than March 1st of each year. The notice must contain, at a minimum: (i) definitions of the materials to be Collected; (ii) procedures for setting out materials; (iii) the days when Garbage, Recyclable Materials, and Organic Waste Services will be provided; (iv) Contractor's local customer service phone number; (v) instructions on the proper filling of Containers; (vi) instructions as to what materials may or may not be placed in Recyclable Materials or Organic Waste Containers; (vii) how to select Container sizes to maximize Diversion; (viii) information about participation in Recyclable Materials and Organic Waste programs; (ix) the fees for Overage and Contamination in the event of non-compliance; (x) the availability of on-premises Collection Services, including the availability of no-charge on-premises Solid Waste Collection for qualified persons; (xi) the availability of Bulky Waste Services; and (xii) the availability of [INSERT ALL OTHER PROGRAMS THAT RESIDENTS MAY NEED REMINDERS FOR].

20.06.2 Contractor shall provide the following to all its Customers under the Agreement annually:

A. Information on the Customer's requirements to properly separate materials in appropriate Containers.

B. Information on methods for: the prevention of Organic Materials generation, Recycling Organic Materials on-site, sending Organic Materials to community Composting, and any other local requirements regarding Organic Materials.

C. Information regarding the methane reduction benefits of reducing the landfill Disposal of Organic Materials, and the methods of Organic Materials recovery contemplated by the Agreement.

D. Information regarding how to recover Organic Materials.

E. Information related to the public health and safety and environmental impacts associated with the landfill Disposal of Organic Materials.

F. The above information will be provided, at a minimum, through print and/or electronic media, and may also be provided through workshops, meetings, and/or on-site visits. All information that SB 1383 requires the City to distribute shall be posted on Contractor's website.

G. Contractor shall provide an educational webpage which includes downloadable copies of all the materials described in this Section.

DRAFT

20.06.3 City-Specific Website. Contractor shall maintain a City-specific website that fully explains the Contractor's current services and rates and the Diversion options available, and that allows Service Recipients to submit service changes, inquiries, complaints, or queries. The website must describe and promote the use of the available Recyclable Materials and Organic Waste services. Contractor's local website must provide information specific to the City's programs. Contractor will ensure that information provided on the website is maintained and up to date. Content will include proper Container set out instructions, educational materials, newsletters, and program descriptions. Website content shall be in English with translations into Spanish and/or other languages to be determined, which may include Tagalog.

20.06.4 Recycling Resources. Contractor shall maintain accurate list of Recyclable Materials on its website and promote proper Recycling to all Service Recipients. Contractor shall consult, collaborate, and coordinate its Recycling outreach and educational materials and activities with the City and incorporate the City's input on the Contractor's Recycling resources and programs.

20.07 Waiver Outreach and Evaluation Support. Contractor shall, at no additional cost to the City, provide support to the City's waiver program as required under SB 1383. Contractor support may include notifying Commercial and MFD Service Units about the availability of waivers and how to obtain and file a waiver, as well as distribution, collection, and evaluation of waiver applications.

20.08 News Media Relations. Contractor will work with local media to ensure information is communicated to community (new programs, events, Recycling information, etc.). Contractor to use options such as local Newspaper, Radio/TV News outlets, Websites, and Social Media. Contractor will notify the Agreement Administrator by email or phone of all requests for news media interviews related to the services covered under this Franchise Agreement within one (1) Workday of Contractor's receipt of the request. When practicable, before responding to any inquiries involving controversial issues or any issues likely to affect participation or Customer's perception of services, Contractor will discuss Contractor's proposed response with the City Agreement Administrator.

20.09 News Media Requests. Contractor will notify the Agreement Administrator by email or phone of all requests for news media interviews related to the services covered under this Agreement within one (1) Workday of Contractor's receipt of the request. When practicable, before responding to any inquiries involving controversial issues or any issues likely to affect participation or Service Recipient's perception of services, Contractor will discuss Contractor's proposed response with the Agreement Administrator.

20.09.1 Copies of draft news releases or proposed trade journal articles that use the name of City or relate to the services provided hereunder must be submitted to the Agreement Administrator for prior review and approval at least five (5) working days in advance of release, except where Contractor is required by any Applicable Law to submit materials to any regulatory agency in a shorter period of time, in which case Contractor must submit such materials to City simultaneously with Contractor's submittal to such regulatory agency.

20.09.2 Copies of articles resulting from media interviews or news releases that use the name of City or relate to the services provided hereunder must be provided to the City within five (5) days after publication.

20.10 Acceptable Materials Labeling. All new Collection Containers must be labeled in compliance with SB 1383 labeling requirements, via durable inlay. Each label shall clearly list Acceptable materials to be placed in the corresponding Container, as well as primary prohibited materials. Labels must be updated as needed reflect any changes in the list of Acceptable materials (Exhibit 11).

20.11 Edible Food Recovery Support. Contractor shall annually provide City with a list of Tier One and Tier Two Commercial Edible Food Generators located in the City. Upon request from Contractor, City shall use reasonable efforts without incurring significant additional costs to cooperate and consider methods for collecting information from Customers and sharing such information with Contractor in an effort to assist Contractor with identifying the Tier One and Tier Two commercial Edible Food generators within the City.

20.12 Programs and Services. Contractor must provide additional educational and outreach services and programs as requested by City at a price to be mutually agreed upon between the Contractor and the Agreement Administrator. In the event Contractor and the Agreement Administrator cannot reach a mutually agreed upon price for the requested service or program, City has the right to procure the service of other vendors or contractors to provide the requested service.

20.13 Operations Plans. Contractor must adhere to the Customer Service Plan included as Exhibit 6 and Collection Service Operations Plan included as Exhibit 7, the two of which present the specific Collection programs that will be implemented in the City.

20.14 Route Audits / Route Reviews.

20.14.1 General Requirement. At least once annually, beginning in 2025, Contractor or its approved designee shall conduct a Route Review for each Hauler Route. The number of Containers to review per Hauler Route shall be calculated on the basis of the number of Garbage accounts provided service by a specific Hauler Route for one week. For example, "Route A" collects Garbage from 250 accounts, 4 days per week, for a total of 1,000 accounts per week; include a minimum of 25 accounts for Route Review of "Route A". For each Route Review of a Hauler Route, Contractor shall inspect at least the following minimum number of Containers but may inspect more if Contractor deems necessary; and shall inspect all Containers placed for Collection (including Recyclable Materials Containers, Organic Waste Containers, and Garbage Containers). Each inspection shall involve lifting the Container lid and observing the contents but shall not require Contractor to disturb the contents or open any bags. Contractor may select the Containers to be inspected at random, or (if mutually agreed with City) by any other method not prohibited under the SB 1383 Regulations. For the avoidance of doubt, Contractor shall not be required to annually inspect every Container on a Hauler Route. Contractor shall include the results of each Route Review in its next regularly scheduled report to City.

Route Size (# garbage accounts / week)	Minimum Number of Accounts
Fewer than 1,500	25
1,500-3,999	30
4,000-6,999	35
7,000 or more	40

20.14.2 Notice of Contamination. Contamination noticing will follow the procedures described in Section 5.08.

Article 21. Emergency Service

21.01 Revised Services During an Emergency. In the event of a major storm, earthquake, fire, flood, tornado, other natural or man-made disaster, or other such emergency event (collectively "Emergency Event), Contractor will continue to provide Solid Waste Collection to the maximum extent practicable, and in accordance with FEMA's Public Assistance Debris Management Guide (FEMA-325). The Agreement Administrator may grant the Contractor a variance from regular routes and schedules, which will not be withheld unreasonably. As soon as practicable after such Emergency Event, Contractor must advise the Agreement Administrator when it is anticipated that normal routes and schedules can be resumed. The Agreement Administrator will try through the local news media to inform the public when regular services may be resumed. The clean-up from some Emergency Events may require that Contractor hire additional equipment, employ additional personnel, or work existing personnel on overtime hours to clean debris resulting from the event. If Contractor secures written authorization and approval from City through the Agreement Administrator, Contractor will receive additional compensation above the normal compensation contained in this Agreement to cover the costs of rental equipment, additional personnel, overtime hours, and other documented expenses based on the rates set forth in Exhibit 1. City will be given equal priority and access to resources as with other franchise jurisdictions held by Contractor or its affiliates.

DRAFT

21.02 Emergency Event Planning. Within sixty (60) days from a request by City, Contractor shall prepare a draft Emergency Event plan that sets forth procedures for maintaining regular Collection service and Collection of debris following an Emergency Event and provide a framework for how the City will respond, clear, remove, and dispose of debris generated during a disaster. The Emergency Event plan shall address arrangements to provide needed vehicles and personnel, priorities for clean-up at critical facilities, and procedures for reimbursement for costs; it shall also describe communication plans, list key contact persons, and provide maps showing proposed sites for stockpiling of disaster debris that cannot be transported to the landfill. Contractor shall coordinate the plan with City's Public Works Department. The draft plan shall be presented to the City Manager for consideration and approval. The final plan shall be distributed to those employees of Contractor and City who would have a role in implementing upon the occurrence of an Emergency Event.

21.03 Emergency Event Recovery Support. In the event of an Emergency Event, Contractor agrees to provide recovery support upon request by Agreement Administrator. This may include additional hauling of debris, special handling such as wrapping waste in plastic (i.e., "burrito wrapping"), temporary storage of debris where feasible, additional disposal, use of different transfer and disposal facilities, and documentation of debris type, weight, and Diversion. Contractor should follow protocol laid out in the County's Operational Area Mass Debris Management Plan (Annex to the Operational Area Emergency Response Plan) and any subsequent County or City Disaster Debris Plans, as applied to Solid Waste hauling and handling.

Article 22. Record Keeping and Reporting Requirements

22.01 Record Keeping. Notwithstanding Article 47 herein:

22.01.1 Accounting Records. Contractor must maintain full, complete, and separate financial, statistical, and accounting records pertaining to cash, billing, and provisions of all Collection Services, prepared on an accrual basis in accordance with generally accepted accounting principles. Such records will be subject to audit, copy, and inspection for the purposes set forth in Section 17.01. Gross Revenues derived from provision of the Collection Services, whether such services are performed by Contractor or by a subcontractor or subcontractors, will be recorded as revenues in the accounts of Contractor. The Contractor shall keep and preserve, during the Term of this Agreement, and for a period of not less than four (4) years following expiration or other termination hereof, full, complete, and accurate records, including all cash, billing, and disposal records, as indicated in the Agreement.

22.01.1.1 City reserves the right to request audited, reviewed, or compiled financial statements prepared by an independent Certified Public Accountant, including any associated footnotes, or as may be provided by Contractor or its parent company. In the event that Contractor does not maintain separate financial or accounting records prepared specifically for services provided under this Agreement, Contractor may use industry standard allocation methods to provide financial information as applicable to the service provided under this Agreement. Failure of Contractor to provide requested financial statements to City within fifteen (15) Workdays of a request may result in assessment of Administrative Charges and Penalties as specified in Exhibit 5.

22.01.2 Agreement Materials Records. Contractor must maintain records of the quantities of (i) Residential, MFD, and Commercial Solid Waste Collected and Disposed under the terms of this Agreement, (ii) Recyclable Materials, by type, Collected, purchased, processed, sold, donated, or given for no compensation under the terms of this Agreement, and (iii) Organic Waste by type, Collected, purchased, processed, sold, donated, or given for no compensation under the terms of this Agreement. Records must be provided to City as specified in Article 20, and upon additional request.

22.01.3 Other Records. Contractor must maintain all other records reasonably related to provision of Collection Services, whether or not specified in this Agreement, and provide them upon City request. Failure of Contractor to submit requested records to City within fifteen (15) Workdays of a request may result in assessment of Administrative Charges and Penalties as specified in Exhibit 5.

22.01.4 Failure to Report. The refusal of Contractor to file any of the reports required in the timelines required, or the inclusion of any materially false or misleading statement or representation made knowingly by Contractor in such report, shall be deemed a material breach of this Agreement and shall subject Contractor to all remedies, legal or equitable, which are available to City under this Agreement or otherwise.

22.01.5 Report Format. All reports to be submitted in a form and format approved by the City, including electronic data submission.

22.02 Online Waste Reporting System. Contractor shall reimburse City $35,000 for the cost of the annual renewal of a license for database and reporting software (e.g., Recyclist) for purposes of meeting SB 1383 reporting requirements. This dollar amount shall increase annually by the CPI Adjustment Calculation in Section 6.02.1. Contractor agrees that all City-related data processed, maintained, or reported through such system shall be readily accessible to, and owned by, City.

22.03 Vehicle GPS and Camera Data. Upon City's request, Contractor shall make available stored vehicle GPS and on-board camera data for City's review.

22.04 Quarterly Reporting.

22.04.1 General. Quarterly reports must be submitted no later than 5 p.m. PT on the last day of the month following the end of Quarter in which the receipts are collected, and must be provided electronically using software acceptable to the City. If the last day of the month falls on a day that City is closed or on a Holiday, then the report will be due on the next Business Day. Failure to submit complete quarterly reporting by the due date may result in assessment of Administrative Charges and Penalties as specified in Exhibit 5.

22.04.2 City Reports. Quarterly reports to City must include:

22.04.2.1 Franchised Tonnage and Service Data. Contractor must provide a full-service list, with the following indicated for each Customer: number of contracted Collections for that Quarter (Collections that were scheduled to take place), and number of actual Collections completed during that Quarter (Collections that took place, not including non-collections or missed Collections). Contractor must also report the number of unique SFD and MFD accounts serviced; the number of unique Commercial and City accounts serviced; tonnage of Garbage, Recyclable Materials, and Organic Waste Collected and processed for Diversion, broken down by Container type. Quantities should be broken down by SFD, MFD, Commercial, and City Services.

22.04.2.2 Overweight Vehicle Reporting. The quarterly report must include a summary total of all instances of overweight Collection Vehicles. This summary must include the number of overweight vehicle instances expressed as a percentage of the total number of Collection Vehicle loads transported during the reported Quarter.

22.04.2.3 Non-Collection. The quarterly report must include a list of all Non-Collection occurrences that took place during that Quarter. It must include the full list of Service Units that experienced Non-Collection, indicate the date of and reason for each Non-Collection incident, and indicate whether a Non-Collection Notice was issued, and in what format it was issued.

22.04.2.4 On-hold. The quarterly report must include each Service Unit that was not billed in the previous Quarter.

22.04.2.5 Collection Overage Charges. The quarterly report must include each Service Unit incurring a charge for a Solid Waste Overage in the previous Quarter.

DRAFT

22.04.2.6 Contamination Reporting. To the extent required by Applicable Law, the quarterly report must include a summary of all instances of qualifying Contamination under the procedures in Section 5.09. This summary must include the total number of accounts where Contamination occurred, the total number of Contamination Violation Notices issued by Contractor to Service Recipients, a list of accounts where such notices occurred, the total number of instances where Collection Container size or Collection frequency was increased specifically due to Contamination, a list of accounts that were charged Contamination fees, and a list of accounts for which the Collection Container size or Collection frequency was increased specifically due to Contamination. Within twenty (20) Workdays of request by City, Contractor will provide copies of the Contamination Violation Notices and the digital documentation of Contamination.

22.04.2.7 Service Recipient Complaint Log. The quarterly report must include the Service Recipient complaint log Collected from the previous Quarter.

22.04.2.8 Reports to City on Customers discovered to be out of compliance with the SB 1383 Regulations, including a list of the Customers, the type of violation (including not donating Edible Food, not providing Containers for Customer use, and other compliance violations), actions taken to educate those Customers, and contact information for those Customers. Such reports shall be provided quarterly or as required by City.

22.04.2.9 List of Programs Utilized. The quarterly report must include a list of all the waste Diversion and reduction programs, as well as other Solid Waste Collections programs, utilized by City residents, with the number of residents per program indicated when known. This report should also include the number of Kitchen Food Waste Pails distributed to residents within the Quarter.

22.04.2.10 Abandoned Waste Reporting. The quarterly report must include a list of the times Contractor provided Abandoned Waste Removal Service to the City, including the dates, the locations of each service, and the amount of material Collected during each incident.

22.05 Annual Reporting.

22.05.1 General. An annual report must be submitted no later than 5 p.m. PT on March 31st Annual reports must be submitted electronically in software acceptable to the City. Failure to submit complete annual reporting by the due date may result in assessment of Administrative Charges and Penalties as specified in Exhibit 5. Annual reports to City must include:

22.05.1.1 Financial Statements. Contractor must submit annual financial statements for the local operation. Statements need not be reviewed or audited statements.

22.05.1.2 Annual Sustainability and Compliance Report. Contractor must complete and submit data sections within their Sustainability and Compliance Plan to document education and outreach conducted, public event participation, school visits, compliance notices mailed, site visits, waste audits completed, information distributed, and media used, and community events hosted. This must include public education activities undertaken during the year, including distribution of bill inserts, Collection notification tags, community information and events, tours, and other activities related to the provision of Collection Services, and must discuss the impact of these activities on Recycling program participation and include amounts Collected from SFD, MFD, Commercial, and City Service Units. The report should include a complete list of all non-exempt commercial accounts, which includes each non-exempt account's status as a "covered generator" under AB 341, AB 1826, and SB 1383; the date and status of Contractor's outreach efforts at each non-exempt account; and the current level of Recyclable Materials and Organic Waste program participation at each non-exempt account.

22.05.1.3 Solid Waste Data. The number of SFD, MFD, Commercial, and City Service Units, and the number of Collection Containers distributed by size and Service Unit type.

DRAFT

22.05.1.4 Recyclable Materials Data. Gross tons Collected daily on average by material type by route for SFD, MFD, Commercial, and City Recyclable Materials service, with map of routes. The average participation rates by Quarter relative to the total number of Service Units by Service Unit type Indicate number of Recyclable Materials Collection Containers distributed by size and Service Unit type.

22.05.1.5 Organic Waste Data. Include average daily gross tons Collected by route, separated by Green Waste and Food Waste when data is available, with map of routes. Include the total number of generators that receive each type of Organic Waste Collection Service provided by the Contractor. Indicate average daily number of setouts by route. Indicate average participation rates relative to the total number of Service Units in terms of weekly set-out counts. Indicate number of Organic Waste Collection Containers distributed by size and Service Unit type.

22.05.1.6 Customer Service Log. A copy of the customer service log, including a summary of the type and number of complaints and their resolution. Include copies of a written record of all calls related to missed pickups and responses to such calls.

22.05.1.7 Customer Service Information Sheet. A copy of Contractor's most recent Customer Service Information Sheet (i.e., customer call center "cheat sheet") for the City or the equivalent information used by customer service representatives.

22.05.1.8 Overweight Vehicle Data. A summary of all instances of overweight Collection Vehicles. This summary must also include the number of overweight vehicle instances as a percentage of the total number of Collection Vehicle loads transported during the Calendar Year.

22.05.1.9 Summary Narrative. A summary narrative of problems encountered with Collection activities and actions taken. Indicate type and number of Non-Collection Notices left at Service Recipient locations. Indicate instances of property damage or injury, significant changes in operation, market factors, publicity conducted, and needs for publicity. Include description of processed material loads rejected for sale, reason for rejection, and Disposition of load after rejection.

22.05.1.10 Collection Container and Vehicle Inventory. An updated complete inventory of Collection Containers by type and size, and an updated complete inventory of Collection Vehicles, including for each vehicle: truck number, route number, date purchased, vehicle type, tare weight, license plate number, fuel type, vehicle make and model, and vehicle safety records.

22.05.1.11 Diversion Rate. Contractor must provide documentation acceptable to City stating and supporting the Calendar Year's Franchise Diversion Rate, as calculated in accordance with the provisions of Article 8. Any tonnages Diverted and Disposed from large venues and events during the reporting period will be counted towards the calculated Diversion rate.

22.05.1.12 AB 341, AB 1826, and SB 1383 Compliance Data. Contractor must report the total number of Commercial and MFD Service Units serviced, as well as the number of Containers, Container sizes, and frequency of Collection for Garbage, Recyclable Materials, and Organic Waste for each non-exempt Commercial and MFD Service Unit. Contractor must also provide the following information separately for both AB 341 and AB 1826:

A. The total number of non-exempt Commercial and MFD Service Units that fall under the AB 341 or AB 1826 thresholds, and the total number of those non-exempt Commercial and MFD Service Units that are not subscribed to Commercial or MFD Recyclable Materials Collection Service or Commercial or MFD Organic Waste Collection Service.

DRAFT

B. A summary of the type of follow-up outreach that was provided to those non-exempt Commercial and MFD Service Units that are not subscribed to Commercial or MFD Recyclable Materials Collection Service or Commercial or MFD Organic Waste Collection Service.

22.05.1.13 Contractor shall provide proof of training records for Service Recipient personnel, emergency procedures, Customer Service Courtesy, and how to recognize Illicit Discharges and stormwater pollution sources.

22.05.1.14 A list of all recommended waivers for that Calendar Year, including copies of the waiver request form and other supporting documentation (may be provided electronically or over a web page), in accordance with Section 20.07.

A. A list of the Tier One and Tier Two generators, in accordance with Section 20.11.

B. For Route Reviews and Compliance Reviews:

(i) The date the review was conducted.

(ii) The name and title of each person conducting the review.

(iii) A list of the account names and addresses covered by the review.

(iv) For Route Reviews, a description of each Hauler Route reviewed, and a general description of the Hauler Route area.

(v) For Route Reviews, the results of such review (i.e., the addresses where any Prohibited Container Contaminants were found) and any photographs taken.

(vi) For Compliance Reviews, the results of such review (i.e., Contractor's findings as to whether the Customers reviewed are subscribed for Organic Waste Collection service, have an applicable waiver, or neither) and any relevant evidence supporting such findings (e.g., account records).

(vii) Copies of any educational materials issued pursuant to such reviews.

22.05.1.15 Documentation relating to observed Prohibited Container Contaminants, whether observed during Route Reviews or otherwise:

A. Copies of the form of each notice issued to Customers for Prohibited Container Contaminants, as well as, for each such form, a list of the Customers to which such notice was issued, the date of issuance, the Customer's name and service address, and the reason for issuance (if the form is used for multiple reasons).

B. The number of times notices were issued to Customers for Prohibited Container Contaminants.

C. The number of Containers where the contents were Disposed due to observation of Prohibited Container Contaminants.

22.06 Diversion Calculation and Data. By 5:00 p.m. PT on March 31 and annually thereafter during the Term of this Agreement, Contractor must deliver to City, in the format specified by City, the Calendar Year's Franchised Diversion Rate, as calculated in accordance with the provisions of Article 8.

DRAFT

Any tonnages Diverted and Disposed from large venues and events during the reporting period will be counted towards the calculated Diversion rate.

22.07 CalRecycle Reports. Contractor will provide reasonable assistance to City in preparing annual reports to CalRecycle (the "Electronic Annual Report" or EAR), including but not limited to supplying required data for preparation of the reports, and completing all required data input.

22.07.1 Online Waste Reporting System and Implementation Record. Contractor shall maintain and keep up-to-date the Online Waste Reporting System with all data necessary to meet the requirements of the SB 1383 regulations and CalRecycle, including all records necessary to fill out the Electronic Annual Report. Contractor shall also be responsible for assisting the City with maintaining the portions of the Online Waste Reporting System records that feed into the City's SB 1383 Implementation Record. Contractor shall not be solely responsible for maintaining the City's SB 1383 Implementation Record, but Contractor shall be solely responsible for maintaining the portions of the Online Waste Reporting System that involve data and knowledge generated by, and programs administered by, the Contractor. Additionally, Contractor shall be responsible for requesting, at least annually, information from the City for City-related activities and activities undertaken be third parties, such as data regarding recovered Organic Waste procurement, recycled paper procurement, and outreach and education, and Contractor shall further be responsible for adding such information to the Online Waste Reporting System if and when it has been provided by the City. In the event that the City generates data or receives data from a third party that the City wishes to include in the Online Waste Reporting System, City shall be responsible for either sending that data to Contractor or adding that data to the Online Waste Reporting System without Contractor assistance.

22.07.1.1 Data Exports from Recyclist. At least twice per Calendar Year, upon request from City, Contractor shall provide a full and complete data export of the City's Implementation Record data and/or other reports from Recyclist in a format approved by City. Contractor shall provide these reports within eight () Workdays of a request from City. In the event that the City is notified of an upcoming review of the City's Implementation Record by CalRecycle, Contractor and City will work together to update the Online Waste Reporting System and produce a full and complete updated export of all requested data as quickly as possible in order to meet any relevant deadline.

22.07.2 In the event that CalRecycle requires City to report an Implementation Schedule and/or Corrective Action Plan to comply with AB 341, AB 1826, SB 1383, SB 1594, and/or other Applicable Laws, Contractor will provide assistance to City in preparing a report, including Contractor's policies and procedures related to compliance with AB 341, AB 1826, SB 1383, and/or other Applicable Laws and how Recyclable Materials or Organic Waste are Collected; a description of the geographic area, routes, list of addresses served, and a method for tracking Contamination; copies of route audits, copies of notice of Contamination; copies of notices, violations, education, and enforcement actions issued; and copies of educational materials, flyers, brochures, newsletters, website, and social media.

22.08 Additional Reporting. Contractor must furnish City with any additional reports as may reasonably be required, and such reports are to be prepared within a reasonable time following the reporting period.

Article 23. Nondiscrimination

23.01 Nondiscrimination. In the performance of all work and services under this Agreement, Contractor may not discriminate against any person based on such person's race, sex, gender, gender identity, color, national origin, religion, marital status, or sexual orientation. Contractor must comply with all Applicable Laws regarding nondiscrimination, including those prohibiting discrimination in employment.

DRAFT

Article 24. Service Inquiries and Complaints

24.01 Contractor's Customer Service. All service inquiries and complaints will be directed to Contractor. A representative of Contractor must be available to receive the complaints during normal business hours. Customer Service training shall include Service Recipient courtesy, shall prohibit the use of loud or profane language, and shall instruct Collection crews to perform the work quietly. Contractor shall use its best efforts to ensure that all employees present a neat appearance and conduct themselves in a courteous manner. All service complaints will be handled by Contractor in a prompt and efficient manner. All cases must be addressed and resolved within three (3) Workdays. In the case of a dispute between Contractor and a Service Recipient, the matter will be reviewed, and a decision made, by the Agreement Administrator.

24.01.1 Contractor will utilize the Customer Service Log to maintain a record of all inquiries and complaints in a manner prescribed by City.

24.01.2 For those complaints related to missed Collections, where Containers are properly set out in a timely manner, that are received by 12:00 p.m. (noon) on a Workday, Contractor will return to the Service Unit address and Collect the missed materials before leaving the Service Area for the day. For those complaints related to missed Collections that are received after 12:00 p.m. (noon) on a Workday, Contractor will have until the end of the following Workday to resolve the complaint. For those complaints related to repair or replacement of Collection Containers, the appropriate Sections of this Agreement will apply.

24.01.3 Contractor agrees that it is in the best interest of City that all Garbage, Recyclable Materials, and Organic Waste be Collected on the scheduled Collection day. Accordingly, missed Collections will normally be Collected as set forth above regardless of the reason that the Collection was missed. However, in the event a Service Recipient requests missed Collection service more than two (2) times in any consecutive two (2) month period, the Agreement Administrator will work with Contractor to determine an appropriate resolution to that situation. In the event Contractor believes any complaint to be without merit, Contractor will notify the Agreement Administrator by email. The Agreement Administrator will investigate all disputed complaints and render a decision.

24.01.4 Contractor's service and emergency telephone numbers must be accessible by a local (City) phone number or toll-free number. The service telephone number(s) must be listed in the area's telephone directories under Contractor's name in the White Pages, available through an online search, and listed on the Contractor's website.

24.02 Contractor shall record and catalog all Customer email addresses alongside Customer names and mailing addresses, such that Contractor can more easily and quickly send out updates and announcements as needed. Contractor shall cooperate with City to send out via email any service-related updates and announcements City may deem necessary.

Article 25. Quality of Performance of Contractor

25.01 Intent. Contractor acknowledges and agrees that one of City's primary goals in entering into this Agreement is to ensure that the Solid Waste Collection is of the highest caliber, that Service Recipient satisfaction remains at the highest level, that maximum Diversion levels are achieved, and that materials Collected are put to the highest and best use to the maximum extent possible.

25.02 Administrative Charges and Penalties. Quality performance by the Contractor is of primary importance. In acknowledgement of this, Contractor agrees to pay City Administrative Charges and Penalties as detailed in Exhibit 5 should Contractor fail to meet its responsibilities under this Agreement. Should Contractor be in breach of the requirements set forth in this Agreement, it is mutually understood and agreed that the public will necessarily suffer damages and that such damages, from the nature of the default in performance, will be extremely difficult and impractical to fix. City finds, and the Contractor agrees,

that as of the time of the execution of this Agreement, it is impractical, if not impossible, to reasonably ascertain the extent of damages which will be incurred by City as a result of a breach by Contractor of its obligations under this Agreement. The factors relating to the impracticability of ascertaining damages include, but are not limited to, the fact that: (i) substantial damage results to members of the public who are denied services or denied quality or reliable service; (ii) such breaches cause inconvenience, anxiety, frustration, and deprivation of the benefits of this Agreement to individual members of the general public for whose benefit this Agreement exists, in subjective ways and in varying degrees of intensity which are incapable of measurement in precise monetary terms; (iii) services might be available at substantially lower costs than alternative services, and the monetary loss resulting from denial of services or denial of quality or reliable services is impossible to calculate in precise monetary terms; and (iv) the termination of this Agreement for such breaches, and other remedies are, at best, a means of future correction and not remedies which make the public whole for past breaches.

25.03 Procedure for Review of Administrative Charges. The Agreement Administrator may assess Administrative Charges and Penalties as specified in Exhibit 5 pursuant to this Agreement quarterly. At the end of each Quarter during the Term of this Agreement, the Agreement Administrator will issue a written notice to Contractor ("Notice of Assessment") of the Administrative Charges and Penalties assessed, if any, and the basis for each assessment. All Administrative Charges and Penalties sought by the City under this Agreement shall be included in each such quarterly report or they shall be deemed waived for that quarter.

25.03.1 The assessment will become final unless, within ten (10) calendar days of the date of the notice of assessment, Contractor provides a written request for a meeting with the City Manager to present evidence that the assessment should not be made.

25.03.2 The Agreement Administrator will schedule a meeting between Contractor and the City Manager as soon as reasonably possible after timely receipt of Contractor's request.

25.03.3 The City Manager will review Contractor's evidence and render a decision sustaining or reversing the Administrative Charges and Penalties as soon as reasonably possible after the meeting. Written notice of the decision will be provided to Contractor.

25.03.4 In the event Contractor does not submit a written request for a meeting within ten (10) calendar days of the date of the Notice of Assessment, the Agreement Administrator's determination will be final.

25.03.5 City's assessment or collection of Administrative Charges and Penalties will not prevent City from exercising any other right or remedy, including the right to terminate this Agreement, for Contractor's failure to perform the work and services in the manner set forth in this Agreement.

25.04 Uncontrollable Circumstances.

25.04.1 If either party is prevented from or delayed in performing its duties under this Agreement by circumstances beyond its control, whether or not foreseeable, including, without limitation, acts of terrorism, landslides, lightning, forest fires, storms, floods, severe weather, freezing, earthquakes, other natural or man-made disasters, the threat of such natural or man-made disasters, pandemics (or threat of same), quarantines, civil disturbances, acts of the public enemy, wars, blockades, public riots, strikes, lockouts or other labor disturbances, acts of government or governmental restraint, or other causes, whether of the kind enumerated or otherwise, that are not reasonably within the control of the affected party, then the affected party will be excused from performance hereunder during the period of such disability.

25.04.2 The party claiming excuse from performance must promptly notify the other party when it learns of the existence of such cause, including the facts constituting such cause, and when such cause has terminated.

DRAFT

25.04.3 The interruption or discontinuance of services by a party caused by circumstances outside of its control will not constitute a default under this Agreement.

Article 26. Performance Bond

26.01 Performance Bond. Within ten (10) Business Days from the date the City Council approves this Agreement, Contractor must furnish to City, and keep current, a performance bond, or irrevocable letter of credit (hereinafter collectively "Performance Bond"), issued or drawn upon a surety, bank, or financial institution reasonably acceptable to City and in a form acceptable to the City Attorney, for the faithful performance of this Agreement and all obligations arising hereunder in an amount as follows:

26.01.1 From July 1, 2025, and so long as this Agreement or any extension thereof remains in force, Contractor must maintain a performance bond in the amount of one million dollars ($1,000,000).

26.01.1.1 The performance bond must be executed by a surety company licensed to do business in the State of California; having an "A-" or better rating by A. M. Best or Standard and Poor's; and included on the list of surety companies approved by the Treasurer of the United States.

26.01.1.2 In the event City draws on the bond, all of City's costs of collection and enforcement of the Bond, including reasonable attorney's fees and costs, must be paid by Contractor.

26.01.1.3 The Performance Bond must be renewed annually for the entire Term of the Agreement, and evidence must be provided to City annually.

26.01.1.4 In the event Contractor shall for any reason (except as otherwise provided in this Agreement) become unable, or fail in any way, to perform as required by this Agreement, City may declare a portion or all of the Performance Bond, as may be necessary to recompense and make whole the City, forfeited to the City. Upon partial or full forfeiture of the Performance Bond, Contractor shall restore the Performance Bond to its original amount within thirty (30) days of the City's notice to do so. Failure to restore the Performance to its full amount within thirty (30) days shall be a material breach of this Agreement.

Article 27. Insurance

27.01 Insurance Policies. Contractor must secure and maintain, throughout the Term of this Agreement, insurance against claims for injuries to persons or damages to property which may arise from or in connection with Contractor's performance of work or services under this Contract. Contractor's performance of work or services includes performance by Contractor's employees, agents, representatives, and subcontractors.

27.02 Minimum Insurance Requirements.

27.02.1 General Liability Insurance. Contractor shall maintain commercial general liability insurance with coverage at least as broad as Insurance Services Office Form CG 00 01, in an amount not less than $5,000,000 per occurrence, $10,000,000 general aggregate, for bodily injury, personal injury, and property damage. The policy must include contractual liability that has not been amended. Any endorsement restricting standard ISO "insured contract" language will not be accepted.

27.02.2 Automobile Liability Insurance. Contractor shall maintain automobile insurance at least as broad as Insurance Services Office Form CA 00 01, covering bodily injury and property damages for all activities of the Contractor arising out of or in connection with Work to be performed under this Agreement, including any owned, hired, non-owned, or rented vehicles, in an amount not less than $10,000,000 combined single limit for each accident.

DRAFT

27.02.3 Umbrella or Excess Liability Insurance. Contractor shall obtain and maintain an umbrella liability insurance policy with limits that will provide bodily injury, personal injury, and property damage liability coverage, including commercial general liability, automobile liability, and employer's liability. Such policy or policies shall include the following terms and conditions:

- A drop-down feature requiring the policy to respond if any primary insurance that would otherwise have applied proves to be uncollectible in whole or in part for any reason, other than bankruptcy or insolvency of said primary insurer;
- "Pay on behalf of" as opposed to "reimbursement";
- Concurrency of effective dates with primary policies.

Should Contractor obtain and maintain an excess liability policy, such policy shall be excess over commercial general liability, automobile liability, and employer's liability policies. Such policy or policies shall include wording that the excess liability policy follows the terms and conditions of the underlying policies.

27.02.4 Workers' Compensation and Employers Liability: Contractor shall obtain and maintain Workers' Compensation insurance with limits as required by the California Labor Code, and Employers Liability insurance with limits of $5,000,000 per accident. Contractor shall submit to City, along with the certificate of insurance, a blanket-form Waiver of Subrogation endorsement in favor of the City, its officers, agents, employees, and volunteers.

27.02.5 Contractor's Pollution Liability: Contractor's Pollution liability insurance coverage shall be in an amount no less than ten million dollars ($10,000,000) per occurrence and in the aggregate. Coverage shall be extended a minimum of three (3) years beyond the Term of the Agreement, and such insurance shall contain all standard extensions customary for such policy and shall cover prior acts.

27.03 Insurance Provisions/Requirements.

27.03.1 Additional Insured Status. General liability, automobile liability, and umbrella/excess liability insurance policies shall be endorsed via blanket-form endorsement to provide that City and its officers, officials, employees, agents, and volunteers shall be additional insureds under such policies.

27.03.2 Requirements Not Limiting. Requirements of specific coverage features or limits contained in this Section are not intended as a limitation on coverage, limits, or other requirements, or a waiver of any coverage normally provided by any insurance. Specific reference to a given coverage feature is for purposes of clarification only as it pertains to a given issue and is not intended by any party or insured to be all inclusive, or to the exclusion of other coverage, or a waiver of any type. If Contractor maintains higher limits than the minimum shown above, the City requires and shall be entitled to coverage for the higher limits maintained by the Contractor. Any available insurance proceeds in excess of the specified minimum limits of insurance and coverage shall be available to the City.

27.03.3 Self-Insured Retentions. Any self-insured retentions shall be the sole responsibility of Contractor.

27.03.4 Primary/Non-Contributing. Coverage provided by Contractor shall be primary, and any insurance or self-insurance procured or maintained by City shall not be required to contribute with it. The limits of insurance required herein may be satisfied by a combination of primary and umbrella or excess insurance. Any umbrella or excess insurance shall be endorsed via blanket-form endorsement to contain a provision that such coverage shall also apply on a primary and non-contributory basis for the benefit of City before the City's own insurance or self-insurance shall be called upon to protect it as a named insured.

DRAFT

27.03.5 Proof of Insurance. Contractor shall provide an ACORD 25 certificate(s) of insurance and required blanket-form endorsements to City as evidence of the insurance coverage required herein. Insurance certificates and blanket-form endorsements must be approved by City's Risk Manager prior to commencement of performance. Current certification of insurance shall be kept on file with City for the Agreement period and any additional length of time required thereafter.

27.03.6 Duration of Coverage. Contractor shall procure and maintain for the Agreement period, and any additional length of time required thereafter, insurance against claims for injuries to persons or damages to property, or financial loss which may arise from or in connection with the performance of the Work hereunder by Contractor, their agents, representatives, or employees.

27.03.7 City's Rights of Enforcement. In the event any policy of insurance required under this Agreement does not comply with these specifications or is canceled and not replaced, City has the right but not the duty to obtain the insurance it deems necessary, and any premium paid by City will be promptly reimbursed by Contractor or City will withhold amounts sufficient to pay premium from Contractor payments. In the alternative, City may cancel this Agreement.

27.03.8 Acceptable Insurers. All insurance policies shall be issued by an insurance company that is currently authorized by the Insurance Commissioner to transact business of insurance or that is on the List of Approved Surplus Line Insurers in the State of California, with an assigned policyholders' Rating of A- (or higher) and Financial Size Category Class VII (or larger) in accordance with the latest edition of Best's Key Rating Guide, unless otherwise approved by the City's Risk Manager.

27.03.9 Waiver of Subrogation. All insurance coverage maintained or procured pursuant to this agreement shall be endorsed via blanket-form endorsement to waive subrogation against City, its elected or appointed officers, agents, officials, employees, and volunteers, or shall specifically allow Contractor or others providing insurance evidence in compliance with these specifications to waive their right of recovery prior to a loss. Contractor hereby waives its own right of recovery against City and shall require similar written express waivers and insurance clauses from each of its subcontractors.

27.03.10 Enforcement of Contract Provisions (Non-Estoppel). Contractor acknowledges and agrees that any actual or alleged failure on the part of the City to inform Contractor of non-compliance with any requirement imposes no additional obligations on the City, nor does it waive any rights hereunder.

27.03.11 Notice of Cancellation. Contractor's insurers or the insurers' authorized representative shall provide the City with a thirty (30) day notice of cancellation (except for nonpayment for which a ten (10) day notice is required) or nonrenewal of coverage for each required coverage. If any of the Contractor's insurers are unwilling to provide such notice (workers' compensation and umbrella excluded), then Contractor shall have the responsibility of notifying the City immediately in the event of Contractor's failure to renew any of the required insurance coverages or in the event of insurer's cancellation or non-renewal.

27.03.12 Prohibition of Undisclosed Coverage Limitations. None of the coverages required herein will be in compliance with these requirements if they include any limiting endorsement of any kind that has not been first submitted to City and approved of by the City in writing.

27.03.13 Separation of Insureds. A severability of interests provision must apply for all additional insureds, ensuring that Contractor's insurance shall apply separately to each insured against whom claim is made or suit is brought, except with respect to the insurer's limits of liability. The policy(ies) shall not contain any cross-liability exclusions.

27.03.14 Pass-Through Clause. Contractor agrees to ensure that its subconsultants, subcontractors, and any other parties who are brought onto or involved in the project/service by Contractor (hereinafter collectively "subcontractor") provide the same minimum insurance coverage and endorsements required of Contractor. Contractor agrees to monitor and review all such coverage and assumes all

DRAFT

responsibility for ensuring that such coverage is provided in conformity with the requirements of this Section. However, in the event Contractor's subcontractor cannot comply with this requirement, which proof must be submitted to the City, Contractor shall be required to ensure that its subcontractor provide and maintain insurance coverage and endorsements sufficient to the specific risk of exposure involved with subcontractor's scope of work and services, with limits less than required of the Contractor, but in all other terms consistent with the Contractor's requirements under this agreement. This provision does not relieve the Contractor of its contractual obligations under the agreement and/or limit its liability to the amount of insurance coverage provided by its subcontractors. This provision is intended solely to provide Contractor with the ability to utilize a subcontractor who may be otherwise qualified to perform the work or services but may not carry the same insurance limits as required of the Contractor under this agreement given the limited scope of work or services provided by the subcontractor. Contractor agrees that upon request, all agreements with subcontractors, and others engaged in the project, will be submitted to City for review.

27.03.15 City's Rights to Revise Specifications. The City reserves the right at any time during the Term of the Agreement to change the amounts and types of insurance required by giving the Contractor ninety (90) days advance written notice of such change. If such change results in substantial additional cost to the Contractor, the City and Contractor may renegotiate Contractor's compensation.

27.03.16 Timely Notice of Claims. Contractor shall give City prompt and timely notice of claims made or suits instituted that arise out of or result from Contractor's performance under this Agreement, and that involve or may involve coverage under any of the required liability policies.

27.03.17 Additional Insurance. Contractor shall also procure and maintain, at its own cost and expense, any additional kinds of insurance, which in its own judgment may be necessary for its proper protection and prosecution of the Work.

27.03.18 Certificates of insurance must be emailed to the Agreement Administrator, and also mailed to the following address, or any subsequent address as may be directed by the City.

City of Suisun City
City Hall
701 Civic Center Blvd.
Suisun City, CA 94585
Attn: _____

27.04 Subcontractors. Subcontractors must obtain separate certificates and endorsements.

27.05 Modification of Insurance Requirements. The insurance requirements provided in this Agreement may be modified or waived by City's risk manager, in writing, upon the request of Contractor, if City's risk manager determines such modification or waiver is in the best interest of City, considering all relevant factors, including exposure to City.

27.06 Rights of Subrogation. All required insurance policies must preclude any underwriter's rights of recovery or subrogation against City with respect to matters related to Contractor's performance of its obligations under this Agreement, with the express intention of the parties being that the required insurance coverage protects both parties as the primary coverage for any and all losses covered by the above-described insurance via blanket-form endorsement. Contractor must ensure that any companies issuing insurance to cover the requirements contained in this Agreement agree that they will have no recourse against City for payment or assessments in any form on any policy of insurance. The clauses 'Other Insurance Provisions' and 'Insured Duties in the Event of an Occurrence, Claim or Suit' as it appears in any policy of insurance in which City is named as an additional insured will not apply to City.

27.07 Failure to maintain insurance. Should Contractor fail to obtain or maintain insurance as required by this Agreement, Contractor shall have seven (7) days to cure the defect, during which time City shall have the option, but not the obligation to, at Contractor's sole expense: (i) hire replacement waste

DRAFT

hauler services to perform Contractor's tasks until insurance coverage is resumed; or (ii) obtain replacement insurance coverage during said cure period. Should Contractor fail to correct this defect, City shall have the option to terminate this Agreement immediately.

Article 28. Hold Harmless and Indemnification

28.01 Defense and Indemnity for Contractor's Liabilities and Damages. Contractor shall indemnify, defend with counsel approved by the City, and hold City, its elected and appointed officials, officers, agents, employees, independent contractors serving in the role of city officials, and volunteers (collectively "City Indemnitees") harmless from and against any and all of liabilities, including but not limited to all claims, demands, lawsuits, judgments, damages, losses, injuries, expenses, and/or costs (including without limitation reasonable legal counsel fees, expert fees, and all other costs and fees of litigation) of every nature (collectively, "Claims") of Contractor and its employees, contractors, and subcontractors arising out of Contractor's performance of this Agreement, except to the extent such Claims arising from the City's sole negligence or willful misconduct, and excluding Contractor's Claims against City under this Agreement for compensation or breach of the Agreement.

28.02 Defense and Indemnity of Third-Party Claims/Liability. Contractor shall indemnify, defend with legal counsel approved by City, and hold harmless City Indemnitees from and against any and all liabilities, including but not limited to all Claims arising out of or in connection with the actions or omissions of Contractor and its employees, agents, contractors, and subcontractors in the performance of work hereunder or its failure to comply with any of its obligations contained in the Agreement, except to the extent such loss or damage is caused by the sole negligence or willful misconduct of City. Should conflict of interest principles preclude a single legal counsel from representing both City and Contractor, or should City otherwise find Contractor's legal counsel unacceptable, then Contractor shall reimburse City its costs of defense, including without limitation reasonable legal counsel fees, expert fees, and all other costs and fees of litigation. The Contractor shall promptly pay City any final judgment rendered against any of the City Indemnitees with respect to any liabilities or claims covered by this Section. It is expressly understood and agreed that the foregoing provisions are intended to be as broad and inclusive as is permitted by the law of the State of California and will survive termination of this Agreement.

28.02.1 Contractor's obligations under this Section apply regardless of whether or not such claim, charge, damage, demand, lawsuit, action, proceeding, damage, loss, injury, stop notice, expense, cost, expense, judgment, civil fine or penalty, or liability was caused in part or contributed to by an Indemnitee. However, without affecting the rights of City under any provision of this Agreement, Contractor shall not be required to indemnify and hold harmless City for liability attributable to the active negligence of City, provided such active negligence is determined by agreement between the parties or by findings of a court of competent jurisdiction. In instances where City is shown to have been actively negligent and where City's active negligence accounts for only a percentage of the liability involved, the obligation of the Contractor will be for that entire portion or percentage of liability not attributable to the active negligence of City.

28.03 Nonwaiver. City does not waive, nor shall be deemed to have waived, any indemnity, defense or hold harmless rights under this Section because of the acceptance by City, or the deposit with City, of any insurance certificates or policies described in Article 27.

28.04 Diversion Indemnification. Subject to the requirements of Public Resources Code § 40059.1, which will control in the event of any conflict with the provisions of this Section, Contractor agrees to protect and defend City Indemnitees with counsel selected by Contractor and approved by City, to pay all reasonable attorneys' fees, and to indemnify, defend, and hold City Indemnitees harmless from and against all fines or penalties imposed by the California Integrated Waste Management Board if the Diversion goals specified in California Public Resources Code § 41780, as it may be amended, are not met by City with respect to the Materials Collected by Contractor and if the lack in meeting such goals is attributable to the failure of Contractor to implement and operate the Recycling or Diversion programs or undertake the related activities required by this Agreement. In the event CalRecycle provides an administrative process

DRAFT

to challenge the imposition of a compliance order or a fine or fines, Contractor will be responsible for engaging any consultants or attorneys necessary to represent City in any challenge. Contractor will be responsible for the retention of and payment to any consultants engaged to perform waste generation studies (Diversion and Disposal). All consultants and attorneys engaged hereunder are subject to the agreement of City and Contractor.

28.05 Hazardous Substances Indemnification. Contractor agrees to indemnify, defend (with counsel reasonably approved by City), protect, and hold harmless the City Indemnitees from and against any and all claims of any kind whatsoever paid, suffered, or incurred by or against the City Indemnitees resulting from any repair, clean-up, removal action, or response action undertaken pursuant to CERCLA, the Health & Safety Code, or other similar Federal, State, or local law or regulation, with respect to Solid Waste or Household Hazardous Waste Collected and Disposed of by Contractor, but not with respect to Exempt Waste, which is expressly excluded from this Agreement and for which Contractor has no obligations, and excluding claims relating in any way to the closure, post-closure, cleanup, response, investigation, or remediation of the Disposal Facility. The foregoing indemnity is intended to operate as an agreement pursuant to § 10(e) of CERCLA and § 25364 of the Health & Safety Code to defend, protect, hold harmless, and indemnify the City Indemnitees from all forms of liability under CERCLA, the Health & Safety Code, or other similar Federal, State, or local law or regulation.

28.06 Proposition 218 Release. City intends to comply with all Applicable Law concerning the Maximum Service Rates provided under this Agreement or any other fees or charges related to this Agreement In the event that a third party challenges the Maximum Service Rates or any other fees or charges related to this Agreement as being in violation of Article XIIIC or XIIID of the California Constitution, or otherwise asserts that they are an invalid tax, assessment, or fee, Contractor agrees to release and hold harmless the City Indemnitees from and against any and all claims Contractor may have against the City Indemnitees resulting therefrom. This Section will survive the expiration or termination of this Agreement for claims arising prior to the expiration or termination of this Agreement.

28.07 Employment & Labor Practices. Contractor shall indemnify, defend, and hold harmless City Indemnitees, from any and all liability, damages, claims, costs, and expenses of any nature to the extent arising from Contractor's personnel and labor practices, including failure to pay and comply with state or federal prevailing wage laws should such be applicable to Contractor's personnel or labor practices or to one or more of the services it provides pursuant to the Agreement. All duties of Contractor under this paragraph shall survive termination of this Agreement.

28.08 Consideration. It is specifically understood and agreed that the consideration inuring to Contractor for the execution of this Agreement consists of the promises, payments, covenants, rights, and responsibilities contained in this Agreement.

28.09 Obligation. This Agreement obligates Contractor to comply with the foregoing indemnification and release provisions; however, the collateral obligation of providing insurance must also be complied with as set forth in this Agreement. The provision of insurance and the coverage limits therein shall not in any way be a limitation on Contractor's indemnification and defense obligations.

28.10 Subcontractors. Contractor must require all subcontractors performing work in the City to enter into a contract containing the provisions set forth in Article 27, in which contract the subcontractor fully indemnifies City in accordance with this Agreement.

28.11 Exception. Notwithstanding other provisions of this Agreement, Contractor's obligation to indemnify, hold harmless, and defend City, its officers, and its employees will not extend to any loss, liability, penalty, damage, action, or suit arising or resulting solely from acts constituting active negligence, willful misconduct, or violation of law on the part of City, its officers, or its employees.

28.12 Damage by Contractor. If Contractor's employees or subcontractors cause any injury, damage, or loss to City property, including but not limited to City streets or curbs, excluding normal wear and tear, Contractor must reimburse City for City's cost of repairing or replacing such injury, damage, or

DRAFT

loss. Such reimbursement is not in derogation of any right of City to be indemnified by Contractor for any such injury, damage, or loss. With the prior written approval of City, Contractor may repair the damage at Contractor's sole cost and expense. Any injury, damage, or loss to private property caused by the negligent or willful acts or omissions of Contractor to private property must be repaired or replaced by Contractor at Contractor's sole expense. Disputes between Contractor and its Service Recipients or private property owners as to damage to private property are civil matters, and complaints of damage will be referred to Contractor as a matter within its sole responsibility and as a matter within the scope of this Article.

Article 29. Default of Agreement

29.01 Termination. City may cancel this Agreement, except as otherwise provided below in this Section, by giving Contractor thirty (30) calendar days advance written notice, to be served as provided in this Agreement, upon the happening of any one of the following events:

29.01.1 Contractor takes the benefit of any present or future insolvency statute; makes a general assignment for the benefit of creditors; files a voluntary petition in bankruptcy (court); files a petition or answer seeking an arrangement for its reorganization or the readjustment of its indebtedness under the Federal bankruptcy laws or under any other law or statute of the United States or any State thereof; or consents to the appointment of a receiver, trustee or liquidator of all or substantially all of its property; or

29.01.2 By order or decree of a court, Contractor is adjudged bankrupt or an order is made approving a petition filed by any of its creditors or by any of the stockholders of Contractor, seeking its reorganization or the readjustment of its indebtedness under the Federal bankruptcy laws or under any law or statute of the United States or of any State thereof, provided that if any such judgment or order is stayed or vacated within sixty (60) calendar days after the entry thereof, any notice of default will be and become null, void, and of no effect, unless such stayed judgment or order is reinstated, in which case such default will be deemed immediate; or

29.01.3 By, pursuant to, or under the authority of any legislative act, resolution, or rule or any order or decree of any court or governmental board, agency, or officer having jurisdiction, a receiver, trustee, or liquidator takes possession or control of all or substantially all of the property of Contractor, and such possession or control continues in effect for a period of sixty (60) calendar days; or

29.01.4 Contractor has defaulted, by failing or refusing to pay in a timely manner the Administrative Charges and Penalties or other monies due City under this Agreement, and such default is not cured within thirty (30) calendar days of receipt of written notice by City to do so; or

29.01.5 Contractor has defaulted by allowing any final judgment for the payment of money owed to City to stand against it unsatisfied and such default is not cured within thirty (30) calendar days of receipt of written notice by City to do so; or

29.01.6 In the event that the monies due City is the subject of a judicial proceeding, Contractor will not be in default if the sum of money is bonded. All bonds must be in the form acceptable to the City Attorney; or

29.01.7 Contractor has defaulted, by failing or refusing to perform or observe any of the terms, conditions, or covenants in this Agreement, including, but not limited to, the maintenance of a performance bond in accordance with Article 26, or any of the rules and regulations promulgated by City pursuant thereto, or has wrongfully failed or refused to comply with the instructions of the Agreement Administrator relative thereto, and such default is not cured within thirty (30) calendar days of receipt of written notice by City to do so, or if by reason of the nature of such default, the same cannot be remedied within thirty (30) calendar days following receipt by Contractor of written demand from City to do so, Contractor fails to commence the remedy of such default within such thirty (30) calendar days following such written notice or having so commenced fails thereafter to continue with diligence the curing thereof (with Contractor having the burden of proof to demonstrate (a) that the default cannot be cured within thirty (30)

DRAFT

calendar days, and (b) that it is proceeding with diligence to cure such default, and such default will be cured within a reasonable period of time). However, notwithstanding anything contained herein to the contrary, for the failure of Contractor to provide Solid Waste Collection for a period of three (3) consecutive Workdays, City may secure Contractor's records on the fourth (4th) Workday in order to provide interim Solid Waste Collection until such time as the matter is resolved and Contractor is again able to perform pursuant to this Agreement; provided, however, if Contractor is unable for any reason or cause to resume performance at the end of thirty (30) calendar days, all liability of City under this Agreement to Contractor will cease and this Agreement may be terminated by City.

29.02 Violations. Notwithstanding the foregoing and as supplemental and additional means of termination of this Agreement under this Article, in the event that Contractor's record of performance shows that Contractor has defaulted in the performance of any of the covenants and conditions required herein to be kept and performed by Contractor three (3) or more times in any twenty-four (24) month period, and regardless of whether the Contractor has corrected each individual condition of default, Contractor will be deemed a "habitual violator", will be deemed to have waived the right to any further notice or grace period to correct, and all such defaults will be considered cumulative and collectively will constitute a condition of irredeemable default. City may thereupon issue Contractor a final warning citing the circumstances under which Contractor has become a “habitual violator” pursuant to this Section, and any single default by Contractor of whatever nature, subsequent to the occurrence of the last of such cumulative defaults, will be grounds for immediate termination of the Agreement. In the event of any such subsequent default, City may terminate this Agreement upon giving of written final notice to Contractor, such cancellation to be effective upon the date specified in City's written notice to Contractor, and all contractual fees due hereunder plus any and all charges and interest will be payable to such date, and Contractor will have no further rights hereunder. Immediately upon the specified date in such final notice, Contractor must cease any further performance under this Agreement.

29.03 Effective Date. In the event of any of the events specified above, and except as otherwise provided in such subsections, termination will be effective upon the date specified in City's written notice to Contractor, and upon such date this Agreement will be deemed immediately terminated and upon such termination, except for payment of services rendered up to and including the date of termination, all liability of City under this Agreement to Contractor will cease, and City will have the right to call the performance bond and will be free to negotiate with other contractors for the operation of interim and long-term Collection Services. Contractor must reimburse City for all direct and indirect costs of providing any interim Solid Waste Collection as a result of Contractor’s default in this Agreement.

29.04 Termination Cumulative. City’s right to terminate this Agreement is cumulative to any other rights and remedies provided by law or by this Agreement.

29.05 Alternative Service. Should Contractor, for any reason, except the occurrence or existence of any of the events or conditions set forth in Section 25.04 (Uncontrollable Circumstances), refuse or be unable for a period of more than forty-eight (48) hours to Collect a material portion or all of the Solid Waste which it is obligated under this Agreement to Collect, and as a result, Solid Waste should accumulate in City to such an extent, in such a manner, or for such a time that the City Manager, in the reasonable exercise of the City Manager's discretion, should find that such accumulation endangers or menaces the public health, safety, or welfare, then City will have the right to Agreement with another Solid Waste enterprise to Collect any or all Solid Waste which Contractor is obligated to Collect pursuant to this Contract. City must provide twenty-four (24) hours prior written notice to Contractor during the period of such event, before contracting with another Solid Waste enterprise to Collect any or all Solid Waste that Contractor would otherwise Collect pursuant to this Agreement for the duration of period during which Contractor is unable to provide such services. In such event, Contractor must undertake commercially reasonable efforts to identify sources from which such substitute Solid Waste services are immediately available and must reimburse City for all of its expenses for such substitute services during period in which Contractor is unable to provide Solid Waste Collection required by this Agreement.

29.06 Survival of Certain Contractor Obligations. Notwithstanding the termination of this Agreement by Contractor or City, Contractor’s obligation to indemnify, defend, and hold City and City

Indemnitees harmless as provided in this Agreement shall survive any termination of this Agreement. Notwithstanding the termination of this Agreement by Contractor or City, such act shall not automatically invalidate or cancel any insurance policy, letter of credit, performance bond, or similar instruments provided by Contractor under this Agreement, and such policies, letters of credit, performance bonds, and other instruments shall remain in full force and effect for one (1) full year after termination.

Article 30. Modifications to the Agreement

30.01 City-Directed Change. City has the power to make changes in this Agreement to impose new rules and regulations on Contractor under this Agreement relative to the scope and methods of providing Collection Services, as may from time-to-time be necessary and desirable for the public welfare as long as such changes comply with Applicable Law. The size of Collection Containers specified herein for Bundled Service are designed to meet the requirements of Applicable Law, inclusive of the State's Recycling mandates, including AB 341, AB 1826, and SB 1383, and to be appropriate for the capabilities and capacities of available Materials Recovery Facilities and Organic Waste Processing Facilities at the start of this Agreement. The capabilities and capacities of such facilities may change during the Term of this Agreement as such City reserves the right to redirect materials to alternate facilities and change the designated sizes of Carts and/or Bins in Bundled Services in accordance with any such changes. City will give the Contractor notice of any proposed change, as well as an opportunity to be heard concerning those matters, and agrees to adjust Maximum Service Rates to reasonably reflect additional costs borne by Contractor. The scope and method of providing Solid Waste Collection as referenced herein will be liberally construed to include the procedures, operations, and obligations, financial or otherwise, of Contractor. When such modifications are made to this Agreement, City and Contractor will negotiate in good faith a reasonable and appropriate compensation adjustment for any increase or decrease in the services or other obligations required of Contractor due to any modification in the Agreement under this Article. City and Contractor will not unreasonably withhold agreement to such compensation adjustment. Should agreement between City and Contractor on compensation adjustment not be reached within six (6) months of the change request, or other period as agreed upon by both parties, City and Contractor agree to submit the compensation adjustment to binding arbitration as described in Section 30.03.

30.02 Change in Law. City and Contractor understand and agree that the California Legislature has the authority to make comprehensive changes in Solid Waste Handling legislation, and that these and other changes in Applicable Law in the future which mandate certain actions or programs for counties, municipalities, or Contractor may require changes or modifications in some of the terms, conditions, or obligations under this Agreement. Contractor agrees that the terms and provisions of the City Code, as it now exists or as it may be amended in the future (in a manner not inconsistent with this Agreement), will apply to all of the provisions of this Agreement and the Service Recipients of Contractor located within the Service Area. In the event any future change in Applicable Law, inclusive of any change in Federal, State, or local laws or regulations or the City Code, that materially alters the obligations of Contractor, then Contractor shall be obligated to, and hereby agrees to, undertake such new or modified services or programs or take such other actions as may be necessary to comply with the Change in Law ("Modified Services"), provided that City and Contractor negotiate in good faith, and agree upon a reasonable and appropriate compensation adjustment for such Modified Services. City and Contractor will not unreasonably withhold agreement to such compensation adjustment. Should agreement between City and Contractor on compensation adjustment not be reached within six (6) months of the change request, or other period as agreed upon by both parties, City and Contractor agree to submit the compensation adjustment to binding arbitration as described in Section 30.03. Nothing contained in this Agreement will require any party to perform any act or function contrary to Applicable Law.

30.03 Arbitration. Arbitration shall be conducted by a single arbitrator. If, within twenty (20) days from the receipt of a request to arbitrate (or such longer period mutually agreed to by the parties), the parties are unable to agree on an arbitrator, then a single arbitrator shall be appointed pursuant to the Commercial Arbitration Rules of the American Arbitration Association, which shall govern any arbitration requested under this provision. Each party shall bear its own costs and expenses of any arbitration. Each party shall pay one-half of the costs of the arbitrator.

DRAFT

Article 31. Legal Representation

31.01 Acknowledgement. It is acknowledged that each party was, or had the opportunity to be, represented by counsel in the preparation of, and contributed equally to the terms and conditions of, this Agreement, and, accordingly, the rule that a contract will be interpreted strictly against the party preparing the same will not apply, due to the joint contributions of both parties.

Article 32. Conflicts of Interests

32.01 Contractor's Interests. Contractor shall avoid the appearance of having any interest that would conflict in any manner with its performance of its obligations under this Agreement. Contractor shall not offer, encourage, accept, or convey any financial interest its business to or from any City employee or official that is or may likely make Contractor "financially interested" (as provided in California Government Code §§1090 and 87100) in any decision made by City on any matter in connection with which Contractor has been retained.

32.02 Interests in Contractor. Contractor warrants and maintains it has no knowledge of any officer or employee of City has any interest, whether contractual, noncontractual, financial, proprietary, or otherwise, in this transaction or in the business of Contractor, and that if any such interest comes to the knowledge of Contractor at any time during the term of this Agreement, Contractor shall immediately make a complete, written disclosure of such interest to City, even if such interest would not be deemed a prohibited "conflict of interest" under applicable laws as described in this Article.

32.03 Lobbying. Contractor warrants and maintains that it has not employed or retained any person or entity, other than a bona fide employee working exclusively for Contractor, to solicit or obtain this Agreement, and that Contractor has not paid nor agreed to pay any person or entity, other than a bona fide employee working exclusively for Contractor, any fee, commission, gift, percentage, or any other consideration contingent upon the execution of this Agreement. Upon any breach or violation of this warranty, City shall have the right, at its sole and absolute discretion, to terminate this Agreement without further liability, or to deduct from any sums payable to Contractor hereunder the full amount or value of any such fee, commission, percentage or gift.

Article 33. Contractor's Personnel

33.01 Displaced Employees. Contractor shall offer employment to all qualified displaced employees of the City's franchisee from the prior Exclusive Solid Waste Franchise Agreement at pay and benefit rates meeting or exceed prior amounts (if applicable). Contractors must retain these displaced employees until such employees leave employment or are terminated for cause. Contractor shall make information about wage rates, benefits, and job classifications of employees available to the City prior to any subsequent procurement for Solid Waste Collection, no later than fifteen (days) following a request from the City for such information.

33.02 Personnel Requirements. Contractor shall assign only qualified personnel to perform all services required under this Agreement and shall be responsible for ensuring its employees comply with this Agreement and all Applicable Laws related to their employment and position. Contractor's employees, officers, agents, and subcontractors shall not identify themselves or in any way represent themselves as being employees or officials of City. City may request the transfer of any employee of Contractor who materially violates any provision of this Agreement, or who is wanton, negligent, or discourteous in the performance of their duties under this Agreement.

33.03 Agreement Manager. Contractor shall designate a qualified employee to serve as its Agreement Manager and must provide the name of that person in writing to City within thirty (30) days prior to the Commencement Date of this Agreement, and annually by January 1st of each subsequent Calendar Year of this Agreement, and any other time the person in that position changes. The Agreement Manager

DRAFT

must be available to the City through the use of telecommunications equipment at all times that Contractor is providing Solid Waste Collection in the Service Area. The Contract Manager must provide City with an emergency phone number where the Contract Manager can be reached outside of normal business hours.

33.04 Service Supervisor. Contractor shall assign a qualified employee to serve as its Service Supervisor, to be in charge of the Collection Service within the Service Area and must provide the name of that person in writing to the Agreement Administrator on or before the Commencement Date, and thereafter annually before January 1st of each subsequent Calendar Year of the Term, and any other time Contractor changes the employee serving in that position changes. The Service Supervisor must be physically located in the Service Area and available to the Agreement Administrator through the use of telecommunication equipment at all times that Contractor is providing Solid Waste Collection. In the event the Service Supervisor is unavailable due to illness or vacation, Contractor must designate a substitute acceptable to the City who shall be available and shall have the authority to act in the same capacity as the Service Supervisor.

33.05 Key Operations Staff. Contractor shall identify a full-time Key Operations Staff, consisting at a minimum of: one (1) Operations Manager; one (1) Route Supervisor; one (1) Lead Mechanical Supervisor; and one (1) Service Recipient Service Supervisor 100% dedicated to the City. Each Key Operations Staff will provide the following to City Staff: email address, phone number, cell phone number, and office address.

33.06 Sustainability/Compliance Staff. In accordance with Section 20.01, Contractor shall provide full-time Sustainability/Compliance Staff, whose primary duties are dedicated to the City.

33.07 Field Personnel. Contractor's field operations personnel are required to wear a clean uniform shirt bearing Contractor's name. Contractor's employees who normally come into direct contact with the public, including drivers, must bear some means of individual photographic identification, such as a name tag or identification card. Each driver of a Collection vehicle must at all times carry a valid California driver's license and all other required licenses for the type of vehicle that is being operated.

33.08 Labor Certifications. Contractor certifies: (i) it is aware of the provisions of § 3700 of the California Labor Code that require every employer to be insured against liability for Workers' Compensation or to undertake self-insurance in accordance with the provisions of that Code; (ii) in the performance of the Services, Contractor shall not, in any manner, employ any person or contract with any person such that any part of this Agreement is performed by such a person as would be subject to the workers' compensation laws of the State of California unless and until Contractor gives City a certificate of consent to self-insure or a certificate of Workers' Compensation Insurance Coverage; and (iii) in the event Contractor hires any subcontractor who has employees to perform any part thereof, then Contractor shall either require the subcontractor to obtain Workers' Compensation Insurance Coverage, or must obtain Workers' Compensation Insurance Coverage for the subcontractor's employees. Before commencing performance under this Agreement, Contractor shall provide to the City evidence of any Workers' Compensation Insurance Coverage required by or for this Agreement, and all such coverage shall be endorsed with a waiver of subrogation in favor of City for all work performed by Contractor, its employees, its agents, and its subcontractors.

33.09 Subcontractors. Contractor shall not subcontract any portion of this Agreement without the prior written approval of the City Manager. Contractor is fully responsible to City for the performance of any and all subcontractors, if any, and shall require any subcontractors to maintain all applicable federal, state, and local licenses required for the work they are assigned to perform. Contractor shall require any subcontractors performing work in the City to enter into a written contract that requires such subcontractors to agree they are independent contractors and have no other agency relationship with City.

DRAFT

Article 34. Exempt Waste

34.01 Contractor is not required to Collect or Dispose of Exempt Waste but may offer such services. All such Collection and Disposal of Exempt Waste is not regulated under this Agreement, but if provided by Contractor must be in strict compliance with all Applicable Laws.

Article 35. Independent Contractor

35.01 In the performance of services pursuant to this Agreement, Contractor is an independent contractor and not an officer, agent, servant, or employee of City. Contractor will have exclusive control of the details of the services and work performed, and over all persons performing such services and work. Contractor is solely responsible for the acts and omissions of its officers, agents, employees, contractors, and subcontractors, if any. Neither Contractor nor its officers, employees, agents, contractors, or subcontractors will obtain any right to retirement benefits, Workers' Compensation benefits, or any other benefits which accrued to City employees, and Contractor expressly waives any claim to such benefits.

35.02 Subcontractors. Contractor will require all subcontractors performing work in the City to enter into a contract containing the provisions set forth in the preceding subsection, in which contract the subcontractor agrees that Contractor and subcontractor are independent contractors and have no other agency relationship with City.

Article 36. Laws to Govern

36.01 The laws of the State of California govern the rights, obligations, duties, and liabilities of City and Contractor under this Agreement, and governs the interpretation of this Agreement.

Article 37. Consent to Jurisdiction

37.01 The parties agree that any litigation between City and Contractor concerning or arising out of this Contract must be filed and maintained exclusively in the Superior Courts of Contra Costa County, State of California, or in the United States District Court for the Northern District of California to the fullest extent permissible by law. Each party consents to service of process in any manner authorized by California law.

Article 38. Assignment

38.01 No assignment of this Agreement or any right occurring under this Agreement may be made in whole or in part by Contractor without the express prior written consent of the City. City will have full discretion to approve or deny, with or without cause, any proposed or actual assignment by the Contractor. Any assignment of this Agreement made by Contractor without the express written consent of the City will be null and void and will be grounds for City to declare a default of this Agreement and immediately terminate this Agreement by giving written notice to Contractor, and upon the date of such notice this Agreement will be deemed immediately terminated, and upon such termination all liability of City under this Agreement to Contractor will cease, and City will have the right to call the performance bond and will be free to negotiate with other contractors for the services that are the subject of this Agreement. In the event of any assignment approved by City, the assignee must fully assume all the liabilities of Contractor by way of an assignment and assumption agreement. The sale, assignment, transfer, or other disposition, on a cumulative basis, of twenty-five percent (25%) or more of the ownership interest in Contractor or twenty-five percent (25%) or more of the voting control of Contractor (whether Contractor is a corporation, limited liability company, partnership, joint venture or otherwise) to any entity that is not directly or indirectly controlled by, controlling, or under common control of Contractor shall constitute an assignment for purposes of this Agreement, requiring prior written consent of the City. Further, the involvement of Contractor or its assets in any transaction or series of transactions (by way of merger, sale, acquisition,

DRAFT

financing, transfer, leveraged buyout, or otherwise), whether or not a formal assignment of this Agreement, which reduces Contractor's assets or net worth by twenty-five percent (25%) or more, shall also constitute an assignment for purposes of this Agreement, also requiring prior written consent of the City. Upon notification to the City of any proposed assignment, Contractor shall provide to the City a payment of seventy-five thousand dollars ($75,000) for the City to perform its due diligence related to the requested assignment.

38.02 The use of a subcontractor to perform services under this Agreement will not constitute delegation of Contractor's duties if Contractor has received prior written authorization from the Agreement Administrator to subcontract such services and the Agreement Administrator has approved a subcontractor who will perform such services. Contractor will be responsible for directing the work of Contractor's subcontractors, and any compensation due or payable to Contractor's subcontractor will be the sole responsibility of Contractor. The Agreement Administrator will have the right to require the removal of any approved subcontractor for reasonable cause.

Article 39. Compliance with Laws

39.01 In the performance of this Contractor, Contractor must comply with all Applicable Laws, including, without limitation, the City Code.

39.02 City shall provide written notice to Contractor of any planned amendment of the City Code that would substantially affect the performance of Contractor's services pursuant to this Agreement. Such notice must be provided at least thirty (30) calendar days prior to the City Council's approval of such an amendment.

Article 40. Permits and Licenses

40.01 Contractor shall obtain, at its own expense, all permits and licenses required by law or ordinance, and shall maintain same in full force and effect throughout the Term of this Agreement. Contractor must provide proof of such permits, licenses, or approvals and must demonstrate compliance with the terms and conditions of such permits, licenses, and approvals upon the request of the Agreement Administrator.

40.02 The Contractor must procure and maintain a valid City Business License throughout the Term of the Agreement.

Article 41. Ownership of Written Materials

41.01 Contractor hereby grants City a non-exclusive license to all reports, documents, brochures, public education materials, and other similar written, printed, electronic, or photographic materials developed by Contractor at the request of City or as required under this Agreement and intended for public use, without limitation or restrictions on the use of such materials by City. Contractor may not use such materials that specifically reference City for other purposes without the prior written consent of the Agreement Administrator. This Article 41 does not apply to ideas or concepts described in such materials and does not apply to the format of such materials.

Article 42. Waiver

42.01 Waiver by City or Contractor of any breach for violation of any term, covenant, or condition of this Agreement will not be deemed to be a waiver of any other term, covenant, or condition or any subsequent breach for violation of the same or of any other term, covenant, or condition. The subsequent acceptance by City of any fee, tax, or any other monies which may become due from Contractor to City will not be deemed to be a waiver by City of any breach for violation of any term, covenant, or condition of this Agreement.

DRAFT

Article 43. Gift Prohibition

43.01 Contractor represents that Contractor all laws and regulations applicable to the acceptance of any gift by a City officer or designated employee. Contractor shall not offer any City officer or designated employee any gifts prohibited by any applicable law or regulation.

Article 44. Point of Contact

44.01 The day-to-day dealings between Contractor and City will be between Contractor and the Agreement Administrator.

Article 45. Notices

45.01 Except as provided in this Agreement, whenever either party desires to give notice to the other, it must be given by written notice addressed to the party for whom it is intended, at the place last specified, and to the place for giving of notice in compliance with the provisions of this Section. For the present, the parties designate the following as the respective persons and places for giving of notice:

As to the City:	As to the Contractor:
City of Suisun City	Solano Garbage Company
City Hall	2901 Industrial Court
701 Civic Center Blvd.	Fairfield, California 94533
Suisun City, CA 94585	Attn: General Manager

45.02 Notices given by personal delivery shall be effective immediately. Notices given by mail shall be deemed to have been delivered forty-eight (48) hours after having been deposited in the United States mail. Changes in the respective address to which such notice is to be directed may be made by written notice.

45.03 Notice by City to Contractor of a Collection or other Service Recipient problem or complaint may be given to Contractor orally by telephone at Contractor's local office with confirmation sent to Contractor through the Customer Service System by the end of the Workday.

Article 46. Transition to Next Contractor

46.01 In the event Contractor is not awarded an extension or new contract to continue to provide Solid Waste Collection following the expiration or early termination of this Agreement, Contractor will cooperate fully with City and any subsequent contractors to assure a smooth transition of services described in this Agreement. Such cooperation will include, but not be limited to, transfer of computer data, files, and tapes; providing routing information, route maps, vehicle fleet information, and list of Service Recipients; providing a complete inventory of all Collection Containers; providing adequate labor and equipment to complete performance of all Solid Waste Collection required under this Agreement; taking reasonable actions necessary to transfer ownership of carts and bins, as appropriate, to City, including transporting such Containers to a location designated by the Agreement Administrator; coordinating Collection of Materials set out in new Containers if new Containers are provided for a subsequent Agreements; and providing other reports and data required by this Agreement.

Article 47. Contractor's Records

47.01 Contractor shall keep and preserve, during the Term of this Agreement, full, complete, and accurate financial and accounting records, pertaining to cash, billing, and disposal transactions for the franchise area, prepared on an accrual basis in accordance with generally accepted accounting principles.

DRAFT

These records and reports are necessary for the City to properly administer and monitor the Agreement and to assist the City in meeting the requirements of the Act. The Contractor shall keep and preserve, during the Term of this Agreement, and for a period of not less than four (4) years following expiration or other termination hereof or for any longer period required by law, full, complete, and accurate records as indicated in the Agreement.

47.02 Any records or documents required to be maintained pursuant to this Agreement must be made available for inspection or audit at any time during regular business hours, upon written request by the Agreement Administrator, the City Attorney, City Auditor, City Manager, or a designated representative of any of these officers. Copies of such documents will be provided to City electronically, available to City for inspection at the local Contractor office, or available to City for inspection at an alternate site if mutually agreed upon.

47.02.1 Contractor acknowledges that City is legally obligated to comply with the California Public Records Act ("CPRA"). City acknowledges that Contractor may consider certain records, reports, or information contained therein ("Records") which Contractor is required to provide to City under this Agreement to be of a proprietary or confidential nature. In such instances, Contractor will inform City in writing of which records are considered propriety or confidential and shall identify the statutory exceptions to disclosure provided under the CPRA that legally permit non-disclosure of the Records. At such time as City receives a request for records under the CPRA or Federal Freedom of Information Act ("FOIA"), or a subpoena or other court order requesting disclosure of the Records, City will notify Contractor of the request, subpoena, or order and of City's obligation and intent to provide a response within ten (10) calendar days. Contractor shall within five (5) calendar days either: (i) consent in writing to the disclosure of the Records; or (ii) seek and obtain, at Contractor's sole cost and expense, the order of a court of competent jurisdiction staying or enjoining the disclosure of the Records. If Contractor fails to respond within the timeframe stipulated, then City may proceed to disclosure the Records, in which event Contractor agrees, waives, and releases City of any liability for the disclosure of the Records. In the event Contractor seeks a court order to stay or enjoin the disclosure of the Records, Contractor agrees to indemnify, defend, and hold harmless the City, its Council, elected and appointed board or commission members, officers, employees, volunteers, and agents (collectively, "Indemnitees") from and against any and all loss, liability, penalty, forfeiture, claim, demand, action, proceeding, or suit in law or equity of any and every kind and description, whether judicial, quasi-judicial, or administrative in nature, arising or resulting from or in any way connected with the subject CPRA, FOIA request, or subpoena for the Records. This indemnity obligation shall survive the expiration or termination of this Agreement.

47.03 Where City has reason to believe that such records or documents may be lost or discarded in the event of the dissolution, disbandment, or termination of Contractor's business, City may, by written request or demand of any of the above-named officers, require that custody of the records be given to City and that the records and documents be maintained in City Hall. Access to such records and documents will be granted to any party authorized by Contractor, Contractor's representatives, or Contractor's successor-in-interest.

47.04 Failure to Keep and Preserve Records. The refusal of Contractor to keep and preserve any of the records required shall be deemed a material breach of this Agreement and shall subject Contractor to all remedies, legal or equitable, which are available to City under this Agreement or otherwise.

Article 48. Entire Agreement

48.01 This Agreement and the attached Exhibits constitute the entire Agreement and understanding between the parties, and the Agreement will not be considered modified, altered, changed, or amended in any respect unless in writing and signed by the parties.

DRAFT

Article 49. Severability

49.01 If any provision of this Agreement or the application of it to any person or situation is to any extent held invalid or unenforceable, the remainder of this Agreement and the application of such provisions to persons or situations other than those as to which it is held invalid or unenforceable, will not be affected, will continue in full force and effect, and will be enforced to the fullest extent permitted by law.

Article 50. Right to Require Performance

50.01 The failure of City at any time to require performance by Contractor of any provision of this Agreement will in no way affect the right of City thereafter to enforce same. Nor will waiver by City of any breach of any provision of this Agreement be taken or held to be a waiver of any succeeding breach of such provision or as a waiver of any provision itself.

Article 51. All Prior Agreements Superseded

51.01 This Agreement incorporates and includes all prior negotiations, correspondence, conversations, agreements, and understandings applicable to the matters contained in this Agreement, and the parties agree that there are no commitments, agreements, or understandings concerning the subject matter of this Agreement that are not contained in this document. Accordingly, it is agreed that no deviation from the terms of this Agreement will be predicated upon any prior representations or agreements, whether oral or written.

Article 52. Headings

52.01 Headings in this document are for convenience of reference only and are not to be considered in any interpretation of this Agreement.

Article 53. Exhibits

53.01 Each Exhibit referred to in this Agreement forms an essential part of this Agreement. Each such Exhibit is a part of this Agreement, and each is incorporated by this reference. In the event of any conflicts between this Agreement and the Exhibits, then this Agreement shall take priority.

Article 54. Attorneys' Fees

54.01 If litigation is brought by a party in connection with this Agreement, the prevailing party will be entitled to recover from the opposing party all costs and expenses, including reasonable attorneys' fees, incurred by the prevailing party in the exercise of any of its rights or remedies under this Agreement or the enforcement of any of the terms, conditions, or provisions of this Agreement.

DRAFT

Article 55. Commencement Date

55.01 This Agreement will become effective when it is properly executed by City and Contractor, and Contractor will commence Solid Waste Collection under this Agreement as of July 1, 2025.

IN WITNESS WHEREOF, City and Contractor have executed this Agreement on the respective date(s) below each signature.

CITY OF SUISUN CITY
A General Law City

By: _____
Alma Hernandez
Mayor

SOLANO GARBAGE COMPANY
d/b/a REPUBLIC SERVICES OF FAIRFIELD

By: _____
NAME
President

By: _____
NAME
Secretary

ATTEST:

By: _____
Anita Skinner
City Clerk

APPROVED AS TO FORM

By: _____
Patrick Enright
City Attorney

DRAFT

Exhibit 1
Maximum Service Rates

DRAFT

TO BE INSERTED FOR FINAL AGREEMENT

Exhibit 2
List of City Facilities and Service Levels

TO BE INSERTED FOR FINAL AGREEMENT

DRAFT

Exhibit 3
Collection Container Specifications

CART SPECIFICATIONS.

- All new or replacement Carts must be manufactured with a minimum twenty percent (20%) post-consumer recycled material content and come with a ten (10) year warranty against defects.

- Carts must be constructed with material that resists deterioration from ultraviolet radiation and be incapable of penetration by household pets or small wildlife when lids are fully closed.

- Contractor must provide Carts having an approximate volume of 35, 65, and 95 gallons. Actual cart volume may vary by +/- 10% depending on manufacturer.

- Carts must include wheels and handles that accommodate ease of movement by able-bodied persons, have heavy duty wheels, have attached hinged lids, and be designed to be resistant to inadvertent tipping due to high winds.

- Carts must include lids that continuously overlap the Cart body so as to prevent the intrusion of rainwater and minimize odors. The lids should be of a design and weight so as to prevent the Cart body from tilting backward when flipping the lid open.

- Carts must be capable of being lifted into the Collection Vehicle without damage or distortion under normal usage.

- Carts must be hot-stamped, embossed, or labeled/decaled with the company name, a unique identification number (i.e., a serial number for carts), weight limit, images of the type of materials to be Collected, and a QR code that links to the Recycling education landing page within the Contractor's City-specific website for the City. All Carts shall also contain instructions for proper usage. If any of the above is accomplished via labels or decals, such labels or decals must be maintained and/or replaced as necessary throughout the Term to maintain a near new appearance. Decals/labels showing types of materials Collected in each Cart must be replaced annually.

- Cart and lids must meet all applicable colors and labeling specifications as set forth by CalRecycle (i.e., blue = Recyclable Materials, black/gray = Garbage, green = yard waste/mixed Organic Waste, yellow = Food Waste or other color standards as determined by CalRecycle prior to the start of this Agreement).

Bin Specifications.

- Bins must be constructed of heavy metal or heavy plastic and must be watertight, well painted, in good condition, and without rust or dents.

- Wheels, forklift slots, and other appurtenances which are designed for movement, loading, or unloading of the Container, must be maintained in good repair.

- Contractor must provide Bins having an approximate volume of 2, 3, 4, and 6 cubic yards.

DRAFT

- Bins must have the name and phone number of Contractor on the exterior so as to be visible when the Bin is placed for use.

- Each Bin must be labeled with a listing of materials that may and may not be placed in a particular Bin type, as well as a QR code that links to the Recycling education landing page within the Contractor's City-specific website for the City, and each Bin must include a conspicuous warning: "Not to be used for the disposal of hazardous, electronic, or universal waste." Bins must be labeled in English and Spanish.

- Bid lids must be constructed of metal or heavy plastic, so as to minimize the intrusion of rainwater and minimize odors. Locking bins will be provided upon request at the Maximum Service Rate set forth in Exhibit 1.

- Bins must be capable of being lifted into the Collection Vehicle without damage under normal usage.

- Bins must meet all applicable colors and labeling specifications as set forth by CalRecycle (i.e., blue = Recyclable Materials, black/gray = Garbage, green = yard waste/mixed Organic Waste, yellow = Food Waste or other color standards as determined by CalRecycle prior to the start of this Agreement).

Roll-off Container Specifications.

Roll-off Container specifications shall be the same as Bin specifications. Roll-off Containers shall be provided in sizes 10, 20, 30, and 40 cubic yards. Compactors shall be available in sizes 10, 20, 35, and 40 cubic yards. Contractor is obligated to provide covers for Roll-Off Containers upon Customer request.

Kitchen Food Waste Pails

Contractor is responsible for the purchase and distribution of fully assembled and functional Kitchen Food Waste Pails to all SFD and MFD Dwelling Units in the Service Area, including all individual Dwelling Units within each MFD Service Unit, and including any new Dwelling Units that are added to Contractor's Service Area during the Term of this Agreement. The distribution to new Dwelling Units must be completed within three (3) Workdays of receipt of notification from City or the Dwelling Unit. Contractor will also make Kitchen Food Waste Pails available at one or more annual Contractor-hosted events, such as a paper-shredding event or a HHW drop-off event, to make it easier for MFD Dwelling Units to learn about and acquire the pails.

Containers End of Life

Collection Containers must be recycled at the end of their useful life.

DRAFT

Exhibit 4
List of Collection Vehicles

TO BE INSERTED FOR FINAL AGREEMENT

DRAFT

Exhibit 5
Administrative Charges and Penalties

All dollar figures stated below shall increase annually by the CPI Adjustment Calculation in Section 6.02.1.

Item		Amount if Not Cured in 30 Days (unless otherwise specified)	If Cured
a.	Failure to respond to each complaint within three (3) Workdays of receipt of complaint.	$200 per incident per Service Recipient.	
b.	Failure to maintain call center hours as required by this Agreement.	$500 per day.	-0- if cured in 5 days
c.	Failure to submit to City all reports by the deadlines required under the provisions of this Agreement.	$200 per day.	-0- if cured in 10 days
d.	Failure to include all parts of quarterly and annual reports specified in Sections 22.04 and 22.05 in the submitted reports.	$200 per day if not cured in 10 days.	-0- if cured in 10 days
e.	Failure to provide data, information, or documentation required by this Agreement within the timeframe stipulated herein.	$100 per day.	-0- if cured in 5 days
f.	Failure to respond to respond to any City request for data or information, as referenced in Section 5.16, within five (5) Business Days of receipt of the request.	$100 per day.	-0- if cured in 5 days
g.	Failure to submit to City all payments by the deadlines required under the provisions of this Agreement.	1% of the total amount due if fees are 1 – 10 days late; and 10% of the total amount due if fees are more than 10 days late.	
h.	Failure for Collection Cart to be compliant with specifications of Exhibit 3 or Section 18.09.	$50 each Collection Cart not compliant.	-0- if cured in 30 days
i.	Failure for Collection Bin to be compliant with specifications of Exhibit 3 or Section 18.09.	$100 each Collection Bin not compliant, if not cured in 7 days	-0- if cured in 30 days
j.	Failure for Collection Container to be compliant with SB 1383 labeling requirements or the labeling requirements outlined in Section 20.10 of this Agreement.	$100 each Collection Container not compliant.	-0- if cured in 30 days
k.	Failure to comply with State and Federal vehicle weight limitations, as required in Section 18.05.	$200 per incident after twenty-five (25) such incidents per quarter.	Cannot be cured
l.	Failure to display Contractor's name and customer service phone number on Collection Vehicles, or to otherwise be out of compliance with Section 18.08.	$100 per incident per day.	-0- if cured in 30 days
m.	Failure to Collect a missed Collection Container by close of the next Workday upon notice to Contractor, that exceeds twenty (20) incidents within the Service Area within any Calendar Year.	$1,000 per Calendar year, plus $10 per incident per day.	

DRAFT

Item		Amount if Not Cured in 30 Days (unless otherwise specified)	If Cured
n.	Failure to repair (including removal of graffiti) or replace damaged Containers and/or Containers that are not in good working order within the time required by this Agreement, that exceeds twenty (20) incidents in any Calendar year.	$1,000 per Calendar year, plus $10 per incident per day.	
o.	Accumulation of more than forty (40) complaints per Quarter regarding carts left in untidy conditions (e.g., carts not left standing upright, cart lids not closed, carts left in wrong locations)	$1,000 per Quarter, plus $10 per complaint beyond the first 40 complaints	
p.	Failure to maintain Collection hours as required by this Agreement.	$500 per day.	-0- if not cured in 5 days
q.	Failure to have Contractor personnel in Contractor-provided uniforms.	$25 per day per employee.	-0- if not cured in 30 days
r.	Failure of Contractor to follow Recyclable Materials and Organic Waste Contamination and Overage procedures as set forth under Section 5.08 and 5.11.	$500 per day for failure to implement correction plan.	Submit for approval to City and implement plan of correction to City within 30 days.
s.	Vehicle fluid leak incidents from Contractor Collection Vehicles in excess of three (3) during a Calendar Year.	$5000 per incident in excess of three (3)	
t.	Failure of Contractor to clean up spillage or litter caused by Contractor within one hundred eighty (180) minutes upon notice from the City, in excess of five (5) incidents during a Calendar Year.	$100 per incident.	
u.	Failure of Contractor to provide proof of performance bond as required by this Agreement	Agreement Default	$500 per day
v.	Failure of Contractor to provide proof of insurance as required by this Agreement	Agreement Default	$500 per day
w.	Failure to provide City with documentation verifying that Diversion, as outlined in Section 8.02, was achieved.	$10,000 per Quarter	Submit for approval to City and implement plan of correction within 30 days.

DRAFT

Item		Amount if Not Cured in 30 Days (unless otherwise specified)	If Cured
x.	Failure to Collect Holiday trees on Collection Days.	$100 per day.	-0- if not cured in 7 days
y.	Failure to commence service to a new Service Recipient within seven (7) days after order.	$150 per day.	-0- if not cured in 7 days
z.	Failure to initially respond to a Service Recipient complaint within one (1) Business Day.	$50 per failure to resolve Customer compliant or request.	-0- if not cured in 7 days
aa.	Replacement fee when requesting a new set of keys to access City Service Unit sites.	$100 per set of keys replaced, in addition to the cost of replacing the keys.	
bb.	Failure to service the City's corporation yard within twenty-four (24) hours upon request from the City.	$100 per day	-0- if not cured in 3 days
cc.	Failure to drop off a Container requested by the City in the timeframe requested, provided the City gives at least four (4) days advance notice.	$100 per day.	-0- if not cured in 3 days
dd.	Failure to comply with any other provision in this Agreement, subject to Notice and Cure provisions.	$200 per incident	-0- if not cured in 30 days

DRAFT

Exhibit 6
Customer Service Plan

TO BE INSERTED FOR FINAL AGREEMENT

1. **Overview**
2. **Service Recipient Billing**
3. **Technology Network**
4. **Staffing Levels**
5. **Payment Programs**

DRAFT

Exhibit 7
Collection Service Operations Plan

TO BE INSERTED FOR FINAL AGREEMENT

1. Vehicles

Current vehicle fleet is made up of the following:

Quantity	Type	Model	Year	Useful Life

a) Automated Collection Vehicles

b) Commercial Collection Vehicles

c) Other Vehicles

d) Specialized Equipment

e) Vehicle Specifications

f) Reduction of Air Emissions and Wear & Tear on City Streets

g) Vehicle Technology

DRAFT

h) Vehicle Appearance

i) Vehicle Maintenance Program

j) Vehicle Maintenance Schedule

2. Route Operations

Route Operations	# of Crew	# of Trucks	# of Routes	Total Route Hours	On Route Hours	Total # of Containers Collected	# of Containers Collected / Hour	# of Vehicle Passes per Customer per week
Residential Garbage								
Residential Recyclable Materials								
Residential Organic Waste								
Commercial Garbage								
Commercial Recyclable Materials								
Commercial Organic Waste								
Bulky Collection								
Barrel / Bin Delivery								
Scout Bin Route								

DRAFT

3. Safety

a) Staffing Safety Requirements

1) Training

2) Personal Protective Equipment

DRAFT

Exhibit 8
Processing and Disposal Facilities

TO BE INSERTED FOR FINAL AGREEMENT

For the purposes of this Draft Agreement, it is assumed that all processing and disposal facilities are those currently used by the City as per the terms of the West Contra Costa County Integrated Waste Management Authority Post-Collection Agreement. Refer to the Request for Proposals for specifics of those agreements.

DRAFT

Exhibit 9
Sustainability and Compliance Plan

TO BE INSERTED FOR FINAL AGREEMENT

1. **The Approach to Programs and Facility Requirements**

   a) Proposed Operating Procedures

   b) State Guidelines

   c) Think Local

   d) Partnership; Standards Development and Education

2. **Meeting Diversion Requirements**

3. **Diversion Programs**

Diversion Programs	Single Family	Multi-Family	Commercial	City Services
Legislative Compliance				
SB 1383 Education, Outreach, and Training				
Variable Size Container Collection				
Source Separated Recyclables				
Special Event Services				
Source Separated Organic Waste				
Service Level Selection				

DRAFT

Diversion Programs	Single Family	Multi-Family	Commercial	City Services
Bulky Item Collection				
Container Contamination Minimization				
Holiday Tree Collection				
Debris Box Collection				
Construction & Demolition Processing				
Compost Delivery and Give Away				
Onsite Waste Consultation				
Source Separated Green Waste				
Source Separated Food Waste				
Edible Food Recovery Assistance				
Sharps Program				
Clean-Up Days				
Paper Shred-Events				
Home Composting Units				
Electronic Waste, Textile, Carpet, & Mattress Events				
City Sponsored Events				
Litter Abatement				
Code Enforcement Clean-Up				
Illegal Dumping Clean-Up				
City Park Service				
Additional Programs as Required				

DRAFT

4. **Diversion Facilities**

5. **Estimated Tonnages**

Sector	Material	2025	2026	2027	2028	2029	2030	2031	2032	2033	2034	2035
Residential	Recyclables											
	Organic Waste											
Multi Family	Recyclables											
	Organic Waste											
Commercial (includes mixed-use service recipients)	Recyclables											
	Organic Waste											
Additional Services	Recyclables											
	Organic Waste											
	Diversion %											

6. Air Emission Reduction

7. Reducing Wear and Tear on City Streets

8. Environmental Stewardship

a) Water and Power Conservation

b) Waste Reduction and Reuse

c) Procurement

d) Other

9. Use of Local Vendors

DRAFT

Exhibit 10
Education and Outreach Plan

TO BE INSERTED FOR FINAL AGREEMENT

1. **Prior to Service Start Activities**

2. **Implementation Programs**

   a) Schedule of Materials

   b) Service Brochures

   c) Community Meetings

   d) Written Notices and Outreach Material

   e) City, School, Facilities, and Business Community Programs

   f) City Staff Training

   g) Engaging residents of MFDs

   h) Engaging Spanish-speaking residents

3. **Methods to Reduce Contamination**

4. **Benefits of Participation**

DRAFT

Exhibit 11
Acceptable Recyclable Materials

Recyclable Materials include, but are not limited to:

Aluminum cans	Mixed plastics (including rigid plastic packaging and other food containers)
Brochures	Newspaper
Cardboard	Paper
Cereal boxes	Paper tubes
Computer paper	Phone books
Coupons	Pizza boxes
Envelopes	Plastic containers #1-#7
Frozen food boxes and trays	Plastic film and wrapping
Glass bottles/jars	Plastic milk jugs
Glass cosmetic bottles	Tin cans
Junk mail	Tissue boxes
Laundry bottles	Wrapping paper
Magazines/catalogs	

DRAFT

Exhibit 12
Street Sweeping Terms and Conditions

TO BE INSERTED FOR FINAL AGREEMENT

DRAFT

Suisun City Residential Rates
Rates Effective 10/1/2025

		Rates Effective 1/1/2025	% Rate Increase	Increase Amount	Rates Effective 10/1/2025
Solid Waste RES rate	64/65 gallon can	$ -	12.07%	$ 0.43	$ 49.54
Solid Waste RES rate	95/96 gallon can	$ 49.11	12.07%	$ 5.93	$ 55.04
Additional Solid Waste Cart	64/65 gallon can	$ -	12.07%	$ -	$ 15.68
Additional Solid Waste Cart	95/96 gallon can	$ 15.54	12.07%	$ 1.88	$ 17.42
Additional Greenwaste Cart	95/96 gallon can	$ 8.88	12.07%	$ 1.07	$ 9.95
Resi Call/Back		$ 23.45	12.07%	$ 2.83	$ 26.28
Res SW XPU-Bags 30 Gal		$ 5.54	12.07%	$ 0.67	$ 6.21
Contamination - Resi		$ 34.66	12.07%	$ 4.18	$ 38.84
Recycling Coupon Rate		$ 6.80	12.07%	$ 0.82	$ 7.62
Appliance Pickup TV		$ 144.34	12.07%	$ 17.42	$ 161.76
Appliance without Freon		$ 89.17	12.07%	$ 10.76	$ 99.93
Appliance with Freon		$ 112.51	12.07%	$ 13.58	$ 126.09
Extra Bulky Pickup*		$ 89.17	12.07%	$ 10.76	$ 99.93
2nd Request Cart Exchange (per cart)		$ 34.58	12.07%	$ 4.17	$ 38.75

*RES customers get two free bulky waste pickups annually. Additional bulky waste pickup after 2 free pickups is charged with above rate.

Suisun City Commercial/Industrial Rates
Rates Effective 10/1/2025

	P/U Per Week	Rates Effective 1/1/2025	Rates Effective 10/1/2025
Trailer Park and Apts. (curbside 32 gal can)	1	$ 33.30	37.32
	2	$ 60.80	68.14
	3	$ 91.21	102.22
	4	$ 121.64	136.32
	5	$ 152.01	170.36
96 gal cart	1	$ 85.70	96.04
	2	$ 171.38	192.07
	3	$ 257.08	288.11
	4	$ 342.78	384.15
	5	$ 428.50	480.22
65 gal cart (Food waste)	1	$ 92.40	103.55
	2	$ 184.82	207.13
	3	$ 277.23	310.69
	4	$ 369.66	414.28
	5	$ 462.03	517.80
Extra		$ 54.24	60.79

Suisun City Commercial/Industrial Rates
Rates Effective 10/1/2025

Per Week			
2 CY Bin	1	$ 330.05	$ 369.89
	2	$ 610.79	$ 684.51
	3	$ 888.13	$ 995.33
	4	$ 1,167.43	$ 1,308.34
	5	$ 1,421.82	$ 1,593.43
	Xtra PU	$ 86.97	$ 97.47
3 CY Bin	1	$ 463.32	$ 519.24
	2	$ 854.25	$ 957.36
	3	$ 1,218.95	$ 1,366.08
	4	$ 1,596.96	$ 1,789.71
	5	$ 1,920.30	$ 2,152.08
	Xtra PU	$ 110.08	$ 123.37
4 CY Bin	1	$ 596.25	$ 668.22
	2	$ 1,151.25	$ 1,290.21
	3	$ 1,564.40	$ 1,753.22
	4	$ 2,084.76	$ 2,336.39
	5	$ 2,560.11	$ 2,869.12
	Xtra PU	$ 142.72	$ 159.95
5 CY Bin	1	$ 708.17	$ 793.65
	2	$ 1,346.82	$ 1,509.38
	3	$ 1,917.60	$ 2,149.05
	4	$ 2,516.03	$ 2,819.71
	5	$ 3,056.94	$ 3,425.91
	Xtra PU	$ 170.37	$ 190.93
6 CY Bin	1	$ 792.75	$ 888.43
	2	$ 1,532.90	$ 1,717.92
	3	$ 2,241.17	$ 2,511.68
	4	$ 2,871.87	$ 3,218.50
	5	$ 3,500.87	$ 3,923.43
	Xtra PU	$ 184.55	$ 206.83
	3 days box	$ 270.76	$ 303.44
7 CY Bin	1	$ 974.94	$ 1,092.62
	2	$ 1,849.65	$ 2,072.90
	3	$ 2,717.71	$ 3,045.74
	4	$ 3,604.43	$ 4,039.48
	5	$ 4,479.57	$ 5,020.25
	Xtra PU	$ 206.96	$ 231.94

		Rates Effective 1/1/2025	Rates Effective 10/1/2025
20 yd box	MSW	$659.49	$ 739.10
25 yd box	MSW	$699.47	$ 783.89
30 yd box	MSW	$739.44	$ 828.69
40 yd box	MSW	$779.47	$ 873.56
20 yd box	Metal & Wood	$559.55	$ 627.09
25 yd box	Metal & Wood	$595.12	$ 666.95
30 yd box	Metal & Wood	$628.38	$ 704.22
40 yd box	Metal & Wood	$666.12	$ 746.53
20 yd box	YW (Organics)	616.79	$ 691.23
25 yd box	YW (Organics)	652.36	$ 731.10
30 yd box	YW (Organics)	685.62	$ 768.37
40 yd box	YW (Organics)	723.36	$ 810.67

Compactor	Less than 30 Yd Compactor	$799.40	$ 895.88
	30 yd - 39 Yd Compactor	$999.31	$ 1,119.92
	> 40 Yd Compactor	$1,199.09	$ 1,343.82

Special Charges	Extra Day Charge (IND)	$58.51	$ 65.57
	County Delivery Charge	$108.93	$ 122.08
	Relocation	$107.47	$ 120.44
	Over 2 tons	$97.70	$ 109.50
	Over 2 tons (YW Organics)	129.01	$ 144.58
	Same Day Service	292.33	$ 327.62
	Lock Bar Installation	22.98	$ 25.75
	Lock Bar Service	100.32	$ 112.43
	Extra Yard - Comm	43.92	$ 49.22
	Contamination - Comm	167.38	$ 187.59

Spanish and Tagalog versions of this Notice are available upon request – please contact: adum@suisun.com

Spanish

Tagalog

NOTICE OF PUBLIC HEARING
BY THE CITY COUNCIL OF THE CITY OF SUISUN CITY
REGARDING PROPOSED INCREASES TO THE CITY'S MAXIMUM RATES
FOR SOLID WASTE SERVICES

Dear Suisun City Customer/Property Owner of Record:

NOTICE IS HEREBY GIVEN that the City Council (City Council) of the City of Suisun City (City) will hold a Public Hearing to consider increasing the rates (Rates) charged to residential and commercial/industrial customers for the collection, transfer, transportation, recycling, processing, and disposal of solid waste (Solid Waste Services) as follows:

DATE:	September 2, 2025
TIME:	6:30 p.m., or as soon thereafter as the matter may be heard
PLACE:	Suisun City Council Chambers, 701 Civic Center Blvd., Suisun City, CA 94585

The Public Hearing will be conducted in accordance with California Constitution Article XIII D, Section 6 (also known as Proposition 218). This Notice is being sent to record owners of properties in the City that are subject to the Rates. As a result, you may receive duplicates of this Notice.

All interested persons are invited to attend the Public Hearing. The City Council will hear and consider all written and oral comments regarding the proposed Rates at the Public Hearing. In the absence of a majority protest (see below), the City Council may adopt the proposed Rates set forth in this Notice or may adjust the Rate increases as provided so long as the adopted Rates do not exceed the Rates set forth in this Notice.

INFORMATION ABOUT THE PROPOSED RATES

Background: The City Council previously determined that Solid Waste Services are to be performed by a private company under an exclusive Franchise Agreement. The City's exclusive Franchise Agreement with Republic Services was originally approved by the City Council on June 25, 1991, and there have been three contact amendments to date. In April 2022, an Interim Memorandum of Understanding (Interim MOU) was agreed to extend the term of the Franchise Agreement, and both parties agreed to renegotiate in good faith the full Franchise Agreement within five years of the signing of Interim MOU. The Interim MOU was required to ensure the City complied with the new State imposed Senate Bill (SB) 1383 requirements for sorting of organic waste materials from the regular waste stream and complying with specified processing requirements, to address other State recycling requirements, and to address the cost differentials due to "China Sword" issues. China Sword issues include former end-of- stream outlets no longer agreeing to accept the volume of the recycling stream from the United States.

The completion of the renegotiation of the City's Franchise Agreement with Republic Services (dba Solano Garbage) has resulted in a change in the garbage rates. The rate change culminates in a 12.07% increase for residential and commercial/industrial services. For residential rates, this is an increase of $5.93 per month. A new option of a smaller-sized solid waste container (65 gallon) would result in an increase of $0.43 per month. Residential services included in the new Franchise Agreement include the following:

- Two (2) Bulky Waste pick-ups per year.
- 65-gallon option for solid waste cart.
- Holiday Tree Collection service.
- Two (2) paper shredding events per year.
- "Sharps" mail back program (one mail back per year).
- Two (2) extra bags of trash after Christmas (residential only).
- Batter drop-off program at City Hall.
- Recycling buy-back center at the Republic Services facility.
- Two (2) compost giveaway events per year.
- Curbside used motor oil & filter collection service.
- White Goods (appliance) drop-off program.
- Household Hazardous Waste (HHW) drop-off program.
- Batteries, Oil, Paint, and Antifreeze (BOPA) drop-off program.
- E-waste drop-off program.
- Two (2) HHW & Extended Producer Responsibility drop-off events (commercial only).

The proposed Rates are shown in Exhibit "A" hereto. The proposed Rates include charges for weekly residential service and commercial/industrial service based on size of containers and frequency of service, as well as special charges for optional services including bin rental. Residential services are billed quarterly and commercial/industrial services are billed monthly.

Basis upon which the proposed Rates were calculated: The proposed Rates will compensate Republic Services for the costs of providing Solid Waste Services, including all labor, equipment, material, supplies, supervision and all other items necessary to perform the work and provide the services described in the proposed amended Franchise Agreement. The proposed Rates reflect additional costs that will be incurred by Republic Services under the amended Franchise Agreement, including, without limitation, the increased costs of complying with SB 1383 and the SB 1383 Regulations.

If approved by the City Council, the initial Rate increases will become effective on October 1, 2025. In addition, beginning January 1, 2027, without holding additional public hearings, each cost component of the Rates may be adjusted on a yearly basis each January 1 based on the actual increase in the Consumer Price Index (CPI) and the Index that shall be used shall be the series CUSR0000SEHG, Water and Sewer and Trash Collection Services in U.S. city average, all urban consumers, seasonally adjusted, for the twelve-month (12-month) period ending June 30 prior to the rate year anniversary date for changes in the Consumer Price Index (CPI) for the twelve month period from July to June. Therefore, the first rate adjustment, effective January 1, 2027, will be based on the percentage change in the CPI for the average value from July 1, 2025 through June 30, 2026, compared to the average CPI value from July 1, 2024, through June 30, 2025, rounded to the nearest hundredth of a percent.

In any year that the calculation of the CPI exceeds five percent (5%), the total adjustment for that year will equal five percent (5%) and any excess may be added to the rate adjustment percentage in the following year or any subsequent year, provide the total adjustment in any year shall not exceed the annual 5% cap. If the CPI is negative (after accounting for any applicable rollover percentages from prior year, there will be no CPI adjustment for that year. Annual rates will not be subject to decrease should the CPI be negative.

ABILITY TO PROTEST

At the Public Hearing, the City Council will hear and consider all objections or protests to the proposed Rates. Any record owner of property subject to the Rates and any tenant that is directly liable for paying for Solid Waste Services (each, a "customer") may submit a written protest against the proposed Rates. If a parcel has more than one customer, only one written protest against the proposed Rates will be counted in determining the existence of a majority protest against the proposed Rates. A majority protest will exist if at the end of the Public Hearing, there are written protests submitted (and not withdrawn) by a majority of the customers subject to the proposed Rates. The City Council cannot adopt the proposed Rates if a majority protest exists.

How to Submit a Written Protest. To be counted in determining the existence of a majority protest against the proposed Rates, a protest must: (1) be in writing, (2) identify the parcel subject to the proposed Rates (by Assessor's parcel number or service street address), (3) state opposition to the proposed Rates, and (4) include the name and original signature of the customer submitting the protest.

Written protests may be delivered in-person to the City Clerk during the Public Hearing. Written protests may also be submitted prior to the Public Hearing by mail or personal delivery to the Office of the City Clerk at 701 Civic Center Blvd., Suisun City, CA 94585. Protests that are mailed or delivered to the Office of the City Clerk must be received (not postmarked) at City Hall prior to 12:00 p.m. on September 2, 2025 to be counted. Emailed and faxed protests will not be accepted.

Additional information regarding the proposed Rates may be obtained from the City's Public Works Department at (707) 421-7340 or 701 Civic Center Blvd., Suisun City, California. Additional information and a copy of this Notice is also available on the City of Suisun City's website at www.suisun.com (search for Prop 218).

DATED: This 1st day of July 2025

Nouae Vue, P.E., Public Works Director

EXHIBIT "A"
SOLID WASTE RESIDENTIAL AND COMMERCIAL/INDUSTRIAL RATES[1]

Suisun City Residential Rates Rates Effective 10/1/2025					
		Rates Effective 1/1/2025	% Rate Increase	Increase Amount	Rates Effective 10/1/2025
Solid Waste RES rate	64/65 gallon can	$ -	12.07%	$ 0.43	**$ 49.54**
Solid Waste RES rate	95/96 gallon can	$ 49.11	12.07%	$ 5.93	**$ 55.04**

(1) Not all fees included in the rate structure shown above constitute "property-related fees" subject to the majority protest process under Proposition 218. The City has nonetheless provided the full proposed rate schedule in furtherance of public transparency.

.

EXHIBIT "A"
SOLID WASTE RESIDENTIAL AND COMMERCIAL/INDUSTRIAL RATES[1]

Suisun City Commercial/Industrial Rates Rates Effective 10/1/2025			
	P/U Per Week	Rates Effective 1/1/2025	Rates Effective 10/1/2025
Trailer Park and Apts. (curbside 32 gal can)	1	$ 33.30	37.32
	2	$ 60.80	68.14
	3	$ 91.21	102.22
	4	$ 121.64	136.32
	5	$ 152.01	170.36
96 gal cart	1	$ 85.70	96.04
	2	$ 171.38	192.07
	3	$ 257.08	288.11
	4	$ 342.78	384.15
	5	$ 428.50	480.22
65 gal cart (Food waste)	1	$ 92.40	103.55
	2	$ 184.82	207.13
	3	$ 277.23	310.69
	4	$ 369.66	414.28
	5	$ 462.03	517.80
Extra		$ 54.24	60.79

(1) Not all rates identified above constitute "property-related fees" subject to the majority protest process under Proposition 218. The City has nonetheless provided a full schedule of all fees in furtherance of public transparency.

EXHIBIT "A"
SOLID WASTE RESIDENTIAL AND COMMERCIAL/INDUSTRIAL RATES[1]

Suisun City Commercial/Industrial Rates Rates Effective 10/1/2025			
	Per Week		
2 CY Bin	1	$ 330.05	$ 369.89
	2	$ 610.79	$ 684.51
	3	$ 888.13	$ 995.33
	4	$ 1,167.43	$ 1,308.34
	5	$ 1,421.82	$ 1,593.43
	Xtra PU	$ 86.97	$ 97.47
3 CY Bin	1	$ 463.32	$ 519.24
	2	$ 854.25	$ 957.36
	3	$ 1,218.95	$ 1,366.08
	4	$ 1,596.96	$ 1,789.71
	5	$ 1,920.30	$ 2,152.08
	Xtra PU	$ 110.08	$ 123.37
4 CY Bin	1	$ 596.25	$ 668.22
	2	$ 1,151.25	$ 1,290.21
	3	$ 1,564.40	$ 1,753.22
	4	$ 2,084.76	$ 2,336.39
	5	$ 2,560.11	$ 2,869.12
	Xtra PU	$ 142.72	$ 159.95
5 CY Bin	1	$ 708.17	$ 793.65
	2	$ 1,346.82	$ 1,509.38
	3	$ 1,917.60	$ 2,149.05
	4	$ 2,516.03	$ 2,819.71
	5	$ 3,056.94	$ 3,425.91
	Xtra PU	$ 170.37	$ 190.93
6 CY Bin	1	$ 792.75	$ 888.43
	2	$ 1,532.90	$ 1,717.92
	3	$ 2,241.17	$ 2,511.68
	4	$ 2,871.87	$ 3,218.50
	5	$ 3,500.87	$ 3,923.43
	Xtra PU	$ 184.55	$ 206.83
	3 days box	$ 270.76	$ 303.44
7 CY Bin	1	$ 974.94	$ 1,092.62
	2	$ 1,849.65	$ 2,072.90
	3	$ 2,717.71	$ 3,045.74
	4	$ 3,604.43	$ 4,039.48
	5	$ 4,479.57	$ 5,020.25
	Xtra PU	$ 206.96	$ 231.94

		Rates Effective 1/1/2025	Rates Effective 10/1/2025
20 yd box	MSW	$659.49	$ 739.10
25 yd box	MSW	$699.47	$ 783.89
30 yd box	MSW	$739.44	$ 828.69
40 yd box	MSW	$779.47	$ 873.56
20 yd box	Metal & Wood	$559.55	$ 627.09
25 yd box	Metal & Wood	$595.12	$ 666.95
30 yd box	Metal & Wood	$628.38	$ 704.22
40 yd box	Metal & Wood	$666.12	$ 746.53
20 yd box	YW (Organics)	616.79	$ 691.23
25 yd box	YW (Organics)	652.36	$ 731.10
30 yd box	YW (Organics)	685.62	$ 768.37
40 yd box	YW (Organics)	723.36	$ 810.67
Compactor	Less than 30 Yd Compactor	$799.40	$ 895.88
	30 yd - 39 Yd Compactor	$999.31	$ 1,119.92
	> 40 Yd Compactor	$1,199.09	$ 1,343.82
Special Charges	Extra Day Charge (IND)	$58.51	$ 65.57
	County Delivery Charge	$108.93	$ 122.08
	Relocation	$107.47	$ 120.44
	Over 2 tons	$97.70	$ 109.50
	Over 2 tons (YW Organics)	129.01	$ 144.58
	Same Day Service	292.33	$ 327.62
	Lock Bar Installation	22.98	$ 25.75
	Lock Bar Service	100.32	$ 112.43
	Extra Yard - Comm	43.92	$ 49.22
	Contamination - Comm	167.38	$ 187.59

(1) Not all rates identified above constitute "property-related fees" subject to the majority protest process under Proposition 218. The City has nonetheless provided a full schedule of all fees in furtherance of public transparency.

CITY OF SUISUN CITY
List of Services Offered as Part of the New
Proposed New Franchise Agreement with Republic Services

List of New Programs and Services:

- Paper Shredding Events – 2x/year
- 65-gallon option for trash carts (SFD)
- Increased from one (1) annual bulky waste pick-up to two (2) annual bulky pick-ups (SFD)
- Holiday Tree Collection (SFD)
- Sharps Mail-Back Program (SFD)
- Household Hazardous Waste / Extended Producer Responsibility Drop-Off Events – 2x/yr (COMM)
- Two extra bags of trash after Christmas (SFD)
- Battery Drop-Off Program (at three city facilities) (SFD)
- Formalized more opportunities for free replacement of broken and damaged carts (1 of each cart type every 10 years) (SFD)

List of Ongoing Pre-Existing Programs and Services:

- Recycling Buy-Back Center
- Buy-Back Center coupons (can be used towards bill)
- Compost Giveaway Events – 2x/year
- Motor Oil Curbside Collection Program (SFD)
- Motor Oil Drop-Off Program (SFD)
- White Goods Drop-off program (formalized 5 days/week instead of 16 days/year) (SFD)
- Household Hazardous Waste (including BOPA and e-waste) Drop-Off Program (SFD)

SFD = Single Family Dwelling/Residential Account
COMM = Commercial Account

Proposition 218
New Refuse Rates

City Council Meeting

July 1, 2025

Overview

- What is triggering a refuse rate increase?
- Key new services
- Proposed refuse rates
- Proposition 218 Process
- Recommendations

What is Triggering a Refuse Rate Increase?

The Interim Memorandum of Understanding (MOU) approved at the April 5, 2022, Council Meeting included a clause that called for the complete renegotiation of the Franchise Agreement between the City and its franchise waste hauler, Republic Services (dba Solano Garbage).

Key New Services

- Paper Shredding Events – 2x/yr
- 65-gallon option for trash carts (SFD)
- Increased from one (1) annual bulky waste pick-up to two (2) annual bulky pick-ups (SFD)
- Holiday Tree Collection (SFD)
- Sharps Mail-Back Program
- Household Hazardous Waste / Extended Producer Responsibility Drop-Off Events – 2x/yr
- Two extra bags of trash after Christmas (SFD)
- Battery Drop-Off Program (at three city facilities)
- Formalized more opportunities for free replacement of broken and damaged carts (1 of each cart type every 10 years)

Residential Service	Current Rate	% Increase	Increase Amount	Proposed New Rate
Residential Solid Waste 95/96 Gallon Can	$ 49.11	12.07%	$ 5.93	**$ 55.04**
Residential Solid Waste 64/65 Gallon Can	$ -	12.07%	$ 0.43	**$ 49.54**

Continuing Services

- Recycling Buy-Back Center
- Buy-Back Center coupons (can be used towards bill)
- Compost Giveaway Events – 2x/yr
- Motor Oil Curbside Collection Program (SFD)
- Motor Oil Drop-Off Program
- White Goods Drop-off program (formalized 5 days/wk instead of 16 days/yr)
- Household Hazardous Waste (including BOPA and e-waste) Drop-Off Program

What is Proposition (Prop) 218?

- Passed by California voters in 1996 and part of California's Constitution.
- Proscribes the method for local government to create or increase property-related fees.
- Allows property owners to protest proposed rate increases.

What is the Proposition (Prop) 218 Process?

- Schedule a Public Hearing (September 2, 2025).
- Mail a public notice to Suisun City property owners that provides information regarding the proposed rate adjustment.
- Allow for a 45-day period during which the City receives written protests from property owners.
- Hold the Public Hearing, and assuming a majority protest is not received, Council conducts a vote to adopt the rate adjustment.
- The rate adjustment becoming effective immediately upon approval following the Public Hearing.

Recommendations

- Authorize City Staff and the City Attorney to issue ratepayer notices of proposed residential and commercial/industrial refuse rate adjustments - for a majority protest process in accordance with Prop 218, to be substantially in the form set forth at Exhibit "C" hereto.

- Set a Public Hearing for the majority protest process for September 2, 2025.

Questions?

THIS PAGE INTENTIONALLY LEFT BLANK

AGENDA ITEM NO. 12.

AGENDA TRANSMITTAL

MEETING DATE: July 1, 2025

AGENDA ITEM: Council Adoption of Resolution No. 2025-___: Approval of a Three-Year Agreement with Polimorphic for Constituent Relationship Management and Artificial Intelligence (AI) Services.

FISCAL IMPACT: The proposed contract is $23,200 annually for a total of $69,600 over three years. Sufficient budget is available under Recreation, Parks and Marina departmental budget under the General Fund account 010-8610-91431.

STRATEGIC PLAN: This action aligns with the City's Strategic Plan goals to explore outsourcing of city services by improving customer service and resident engagement, leverage technology to increase government efficiency and enhance transparency and access to information.

BACKGROUND: The City has been exploring tools to modernize service delivery and reduce the administrative burden on staff. As resident expectations continue to shift toward digital, on-demand access, cities are turning to intelligent platforms to streamline workflows, improve responsiveness, and deliver 24/7 access to public services. Polimorphic is a civic technology company that offers a unified Constituent Relationship Management (CRM) platform combined with AI-driven chatbot, search, and voice assistant capabilities. Their solution is tailored to local governments and is currently used by multiple municipalities nationwide.

STAFF REPORT: The proposed three-year agreement with Polimorphic includes the following key services:

- CRM Platform: A centralized case management and workflow automation system to replace fragmented or manual service tracking processes.
- AI Chatbot & Search Tool: Available in over 75 languages, this allows residents to ask questions and access city services 24/7 on web, text, or mobile.
- Voice AI: Intelligent call routing and virtual assistant to reduce staff call volume and streamline phone-based service requests.
- Analytics & Reporting: Real-time insights into resident needs, service delivery times, and process bottlenecks.

Staff anticipates the following benefits from implementing Polimorphic:

- Significant reduction in staff time spent handling routine inquiries
- Faster service request response and resolution
- Improved accessibility for residents with language or mobility barriers
- Enhanced transparency through centralized case tracking and reporting

The platform integrates with existing systems and requires minimal internal IT support for deployment and maintenance. Polimorphic has demonstrated success in communities of similar size and complexity.

STAFF RECOMMENDATION: Staff recommends City Councl to approve a three-year agreement with Polimorphic in the amount of $23,200 per year, for a total not to exceed $69,600, and authorize the City Manager to execute the agreement and the following resolution:

a. Council Adoption of Resolution No. 2025-___: Approval of a Three-Year Agreement with Polimorphic for Constituent Relationship Management and Artificial Intelligence (AI) Services

---

DOCUMENTS ATTACHED:

1. Resolution
2. Contract
3. PowerPoint Presentation

PREPARED BY: Michael Elm, Administrative Technician
REVIEWED BY: Bret Prebula, City Manager
APPROVED BY: Bret Prebula, City Manager

ATTACHMENTS:

1. Polimorphic Contract Resolution.docx
2 - Suisun City - Polimorphic AI Subscription Agreement - Final.pdf
3. Polimorphic PowerPoint Presentation

RESOLUTION NO. 2025 –

A RESOLUTION OF THE CITY COUNCIL OF THE CITY OF SUISUN CITY AUTHORIZING THE CITY MANAGER TO EXECUTE A CONTRACT WITH POLIMORPHIC FOR CONSTITUENT RELATIONSHIP MANAGEMENT AND AI-POWERED TECHNOLOGY SERVICES

WHEREAS, the City of Suisun City is committed to improving constituent services, streamlining internal operations, and enhancing public access to information through the use of modern technology; and

WHEREAS, Polimorphic is a government-focused technology company that provides Constituent Relationship Management (CRM), AI-driven virtual assistant tools, workflow automation, and performance dashboards tailored to the needs of local governments; and

WHEREAS, the proposed services will support the City's goals of increasing transparency, improving internal efficiency, and ensuring equitable access to City services for all residents, including those with limited English proficiency; and

WHEREAS, Polimorphic has demonstrated success in other jurisdictions in reducing staff time spent on manual processes, decreasing call volumes, and improving resident engagement; and

WHEREAS, the total cost of the contract will not exceed **$69,600 over three years**, with annual payments of **$23,200**, and funding will be appropriated through the adopted budget in each respective fiscal year;

NOW, THEREFORE, BE IT RESOLVED by the City Council of the City of Suisun City, as follows:

1. The City Council hereby authorizes the City Manager to negotiate and execute a three-year contract with Polimorphic in an amount not to exceed $69,600, subject to approval as to form by the City Attorney.
2. The City Manager is further authorized to take all necessary and proper actions to implement the services and functionalities outlined in the contract, including executing any related documents or amendments, provided that such actions do not exceed the authorized not-to-exceed amount.
3. This resolution shall take effect immediately upon its adoption.

PASSED AND ADOPTED at a Regular Meeting of said City Council of the City of Suisun City duly held on Tuesday, the 1st day of July 2025, by the following vote:

AYES: Councilmembers: _____
NOES: Councilmembers: _____
ABSENT: Councilmembers: _____

ABSTAIN: Councilmembers: _____

WITNESS my hand and the seal of said City this 1st day of July 2025.

_____

Anita Skinner
City Clerk

SUBSCRIPTION AGREEMENT

THIS SUBSCRIPTION AGREEMENT (this "**Agreement**") is made and entered into effective as of the ___ day of May_, 2025 (the "**Effective Date**") between Polimorphic Inc., a _____ corporation with offices at 122 W. 26th Street, Suite 1104, New York, New York, CA 10001, USA ("**Polimorphic**") and City of Suisun City, a general law city organized under the laws of California with offices at 701 Civic Center Blvd, Suisun City, CA 94585 ("**Subscriber**").

For good and valuable consideration, the receipt and sufficiency of which are hereby acknowledged, Subscriber and Polimorphic (collectively, the "**Parties**" and each, a "**Party**") hereby agree as follows:

1. Services. Subject to the terms and conditions of this Agreement, Polimorphic will provide Subscriber with AI Search and Chatbox, Voice AI, CRM & Workflow and Integrations (the "**Services**") solely for Subscriber's internal non-commercial use, as set forth in the Scope of Services, attached hereto and incorporated herein as Exhibit A. Subscriber will be responsible for obtaining internet access and other third Party software and services necessary for it to access the Services. The Services are subject to modification from time to time at Polimorphic's sole discretion, for any purpose deemed appropriate by Polimorphic; *provided*, that Polimorphic will not materially reduce the aggregate features and functionalities of the Services.

1.1 Availability. Except as otherwise agreed between Polimorphic and Subscriber in writing, Polimorphic shall make the Services available 99.5% of the time, excluding any time referred to in the following sentence. Notwithstanding the foregoing, Polimorphic reserves the right to suspend Subscriber's access to the Services: (i) for scheduled or emergency maintenance, or (ii) any loss or interruption of Software due to a force majeure event as set forth in Section 11.3 below. Polimorphic will give the Subscriber prior written notice of any suspension due to scheduled maintenance.

1.2 Support. Subject to the terms and conditions hereof, Polimorphic will provide support to the Subscriber for the Services. The Subscriber will designate an employee who will be responsible for all matters relating to this Agreement ("**Primary Contact**"). Subscriber may change the individual designated as Primary Contact at any time by providing written notice to Polimorphic. In addition to the Services, Polimorphic will provide Subscriber with up to eight (8) hours of consulting services per quarter at no charge.

1.3 Cooperation. Subscriber will reasonably cooperate with Polimorphic in connection with the performance of this Agreement by making available such personnel and information as may be reasonably required, and taking such other actions as Polimorphic may reasonably request to assist in its provision of the Services. Subscriber will also cooperate with Polimorphic in establishing a password or other procedures to verify that only designated employees of Subscriber have access to any administrative functions of the Services. In the event Subscriber gives Polimorphic written notice of a "litigation hold" or a request for records under the California Public Records Act (Gov. Code § 6250 et seq.), then as to all data identified in such notice, Polimorphic shall, at no additional cost to Subscriber, isolate and preserve all such data pending receipt of further direction from Subscriber.

2. Restrictions. Subscriber will not, and will not permit any third Party to: reverse engineer, decompile, disassemble or otherwise attempt to discover the source code, object code or underlying structure, ideas or algorithms of the Services or any related software, documentation or data related to the Services (*provided*, that reverse engineering is prohibited only to the extent such prohibition is not contrary to applicable law); modify, translate, or create derivative works based on the Services or software; except as expressly permitted herein, use the Services or any related software for timesharing or service bureau purposes; use the Services or any related software other than in accordance with this Agreement and in compliance with all applicable laws and regulations (including but not limited to any privacy laws, and laws and regulations concerning intellectual property, consumer and child protection, obscenity or defamation); except as expressly permitted by the functionalities of the Services, run or use any processes that run or are activated while Subscriber is not logged on to the Services or that "crawl," "scrape," or "spider" the Services; or use the Services or any related software in any manner that (1) is harmful, fraudulent, deceptive, threatening, abusive, harassing, tortious, defamatory, vulgar, obscene, libelous, or otherwise objectionable (including without limitation, accessing any computer, computer system, network, software, or data without authorization, breaching the

security of another user or system, and/or attempting to circumvent any user authentication or security process), (2) impersonates any person or entity, including without limitation any employee or representative of Polimorphic, or (3) contains a virus, Trojan horse, worm, time bomb, unsolicited bulk, commercial, or "spam" message, malware, or other harmful computer code, file, or program (including without limitation, password guessing programs, decoders, password gatherers, keystroke loggers, cracking tools, packet sniffers, and/or encryption circumvention programs).

3. Fees and Payment Terms. The subscriber will pay Polimorphic subscription fees as stated on Exhibit B attached hereto (the "**Fees**") by the payment schedule set forth on Exhibit B. If not otherwise specified, payments will be due within thirty (30) days of the Subscriber's receipt of the invoice. Unless otherwise specified in Schedule A or on an invoice, all amounts stated in this Agreement or on any invoice are in U.S. dollars and all payments will be made in U.S. dollars. Polimorphic shall not suspend any part of the Services where: (a) Subscriber is reasonably disputing any amount due to Polimorphic; or, (b) any unpaid but undisputed amount due to Polimorphic is less than thirty (30) days in arrears. Polimorphic shall maintain accurate records of all fees billable to, and payments made by, Subscriber in a format that will permit an annual audit by Subscriber for a period of no less than three (3) years from when a fee was incurred or a payment was made. The foregoing obligation of Polimorphic shall survive the termination of this Agreement.

4. Term and Termination.

4.1 Term.

(a) Initial Term. The initial term of this Agreement begins on the Effective Date and will continue for one (1) year (the "**Initial Term**"). Subscriber has the right to terminate the agreement within the first three (3) months after the Effective Date if Subscriber provides written notice to accounting@polimorphic.com. In the event that Subscriber exercises this customer satisfaction guarantee option, such termination shall become effective immediately and Customer shall be eligible for a full refund of the applicable Services Fees.

(b) Renewal Terms. Following the Initial Term and unless otherwise terminated as provided for in this Agreement, this Agreement may be renewed for up to two (2), successive one (1) year terms (each, a "Renewal Term" and collectively, the "Term.") upon mutual written agreement of the Parties.

4.2 Termination. In the event of a material breach of this Agreement by a Party, the other Party may terminate this Agreement by giving thirty (30) days prior written notice to the breaching Party; *provided*, *however*, that this Agreement will not terminate if the breaching Party has cured the breach before the expiration of such thirty (30) day period.

4.3 Effect of Termination. Except during the first ninety (90) days, in the event of any termination or expiration of this Agreement:

(a) Subscriber will pay Polimorphic for all undisputed amounts payable hereunder as of the effective date of termination or expiration;

(b) all rights and licenses granted hereunder to Subscriber (as well as all rights granted to any Affiliates or contractors of Subscriber) will immediately cease, including but not limited to all use of the Services;

(c) Polimorphic shall, within one (1) business day following the termination of this Agreement, provide Subscriber, without charge and without any conditions or contingencies whatsoever (including but not limited to the payment of any fees due to Polimorphic), with a final extract of the Subscriber Data in the format specified by Subscriber. Further, Polimorphic shall certify to Subscriber the destruction of any Subscriber Data within the possession or control of Polimorphic, in accordance with Section 12.5, but such destruction shall occur only after the Subscriber Data has been returned to Subscriber. This Section shall survive the termination of this Agreement.

4.4 Survival. The following provisions will survive any termination or expiration of this Agreement: Sections 4.3 and 4.4, 5, 6, 7.2, 8, 9, and 10.

5. Intellectual Property.

5.1 Title. Except as expressly set forth herein, Polimorphic alone (and its licensors, where applicable) will retain all intellectual property rights relating to the Services and related software and any suggestions, ideas, enhancement requests, feedback, recommendations or other information provided by Subscriber or any third Party relating to the Services and/or related software, which are hereby assigned to

Polimorphic. Subscriber will not copy, distribute, reproduce or use any of the foregoing except as expressly permitted under this Agreement. Except as expressly set forth herein, this Agreement is not a sale and does not convey to Subscriber any rights of ownership in or related to the Services or related software, any intellectual property rights.

5.2 Data.

(a) In order to provide the Services, Subscriber will deliver certain of its historical data for Polimorphic to train forecasting models as well as ongoing data for forecasts (collectively, "**Energy Data**") to Polimorphic upon request by Polimorphic during the Term. The historical data may be provided in a static manner (e.g. through a secure file sharing system), while the ongoing data must be provided in a dynamic manner (e.g. through an application programming interface).

(b) Except as set forth herein, Subscriber and its licensors shall (and Subscriber hereby represents and warrants that they do) have and retain all right, title and interest (including, without limitation, sole ownership of) all content and data provided by or on behalf of Subscriber and/or its end-users to Polimorphic through or in connection with the Services, including, without limitation, Model Input Data and any information regarding Subscriber products and/or services (collectively, "**Data**") and all intellectual property rights in and to such Data. Subscriber represents that any Data provided to Polimorphic will be accurate, reliable, and appropriate for purposes of delivering and improving the Services. If Polimorphic receives any notice or claim that any Data, or activities hereunder with respect to any Data, may infringe or violate rights of a third Party or any applicable law or regulation (a "**Claim**"), Polimorphic may (but is not required to) suspend activity hereunder with respect to that Data. Subscriber, on behalf of itself and its suppliers and licensors (as applicable) hereby grants Polimorphic a worldwide, non-exclusive license to use, view, copy, reformat, distribute, display and analyze (including sublicensing to third party data processors such as Google Cloud Platform and Google Analytics) the Data solely in connection with Polimorphic's performance of the Services, which includes without limitation training Polimorphic's machine learning models, so long as such third party data processors agree in writing to protect Subscriber Data to the same extent as required herein. Subscriber further agrees and represents that it has reviewed and is subject to Polimorphic's Privacy Policy, which is attached hereto and incorporated herein by this reference, as Exhibit C.

5.3 Marketing. Polimorphic is permitted to disclose that Subscriber is one of its customers to any third-Party at its sole discretion, and to place Subscriber's name on its website and marketing materials for this purpose.

6. Confidentiality. In the course of their dealings, the Parties may disclose to one another confidential information relating to their business ("**Confidential Information**"). For the purposes of this Agreement, the term "Confidential Information" shall mean all information and documentation of a Party that: (a) has been marked "confidential" or with words of similar meaning, at the time of disclosure by such Party; (b) if disclosed orally or not marked "confidential" or with words of similar meaning, was subsequently summarized in writing by the disclosing Party and marked "confidential" or with words of similar meaning; and, (c) should reasonably be recognized as confidential information of the disclosing Party. For purposes of this Agreement, in all cases and for all matters, Subscriber Data shall be deemed to be Confidential Information. Neither Party will disclose Confidential Information to any third party, other than to its employees or contractors, without the express written consent of the other Party, nor will a Party make use of any Confidential Information other than in the performance of rights or obligations under this Agreement. Each Party will use at least the same degree of care to avoid disclosure of Confidential Information as it uses with respect to its own Confidential Information. This Section shall not limit any prior confidentiality agreement between the Parties. Confidential Information does not include information: (a) generally available to or known to the public, (b) previously known to the recipient, (c) independently developed by the recipient outside the scope of this Agreement, (d) lawfully disclosed by a third party, or (e) disclosed during testimony before any judicial or quasi-judicial court or tribunal, except those held in-camera. Each Party shall advise the other Party immediately in the event either Party learns or has reason to believe that any person who has had access to Confidential Information has violated or intends to violate the terms of this Agreement and each Party will cooperate with the other Party in seeking injunctive or other equitable relief against any such person. It is understood that Subscriber is subject to the California Public Records Act (Gov. Code § 6250 *et seq*.). If a request under the California Public Records Act is made to view Polimorphic's Confidential Information, Subscriber shall notify Polimorphic of the request and the date that such records will be released to the requester unless Polimorphic obtains a court order enjoining that disclosure. If Polimorphic fails to obtain a court order

enjoining that disclosure, Subscriber will release the requested information on the date specified. Each Party acknowledges that breach of its obligation of confidentiality may give rise to irreparable injury to the other Party, which damage may be inadequately compensable in the form of monetary damages. Accordingly, a Party may seek and obtain injunctive relief against the breach or threatened breach of the foregoing undertakings, in addition to any other legal remedies which may be available.

7. Representations and Warranties; Disclaimer.

7.1 General. Each Party represents and warrants to the other Party that (a) it has the legal right and power to enter into this Agreement, (b) the performance of its obligations and/or exercise of its rights hereunder (including, without limitation, for Subscriber, its collection, use and/or disclosure to Polimorphic of any personally identifiable information via the Services) will not violate or conflict with (1) any agreements, contracts or other arrangements to which it is a Party, or (2) any applicable law and/or regulation, (c) the execution of this Agreement and the performance by it of the transactions contemplated hereby have been duly authorized by all necessary corporate action and any other consents required to be obtained by it have been obtained, (d) it will comply with all applicable laws and regulations, including, without limitation, the US Foreign Corrupt Practices Act, and all other laws and regulations prohibiting corruption and bribery, and (e) it will not, directly or indirectly make or give, offer or promise to make or give, or authorize the making or giving of any payment, gift, or other thing of value or advantage (including, for example, accommodations, airfare, entertainment or meals) to any person or entity for the purpose of wrongfully influencing decisions or for any other purpose that is otherwise unlawful. Further, Polimorphic represents and warrants that: (a) it is in the business of providing the Services; (b) the Services are fit for the ordinary purposes for which they will be used; (c) it is the lawful licensee or owner of the Services (excluding any Subscriber Data therein) and has all the necessary rights in the Services to grant the use of the Services to Subscriber; (d) the Services and any other work performed by Polimorphic hereunder shall not to the best of Polimorphic's knowledge, infringe upon any United States or foreign copyright, patent, trade secret, or other proprietary right, or misappropriate any trade secret, of any third-party, and that it has neither assigned nor otherwise entered into an agreement by which it purports to assign or transfer any right, title, or interest to any technology or intellectual property right that would conflict with its obligations under this Agreement; (e) it has the expertise to perform the Services in a competent, workmanlike, and professional manner and in accordance with industry professional standards; (hf) the Services will conform in all material respects to the specifications, functions, descriptions, standards, and criteria set forth in the Scope of Work; (g) it is a business duly incorporated, validly existing, and in good standing under the laws of its state of incorporation; (h) it has all requisite corporate power, financial capacity, and authority to execute, deliver, and perform its obligations under this Agreement; and (i) there is no outstanding litigation, arbitrated matter or other known dispute to which it is a party which, if decided unfavorably to it, would reasonably be expected to have a potential or actual material adverse effect on its ability to fulfill its obligations under this Agreement.

7.2 EXCEPT FOR THE WARRANTIES SET FORTH IN SUBSECTION 7.1 OF THIS AGREEMENT, THE SERVICES ARE PROVIDED "AS IS" AND THE PROVIDER DISCLAIMS ALL WARRANTIES, WHETHER EXPRESS, IMPLIED, STATUTORY, OR OTHERWISE. THE PROVIDER SPECIFICALLY DISCLAIMS ALL IMPLIED WARRANTIES OF MERCHANTABILITY, FITNESS FOR A PARTICULAR PURPOSE, TITLE, AND NON-INFRINGEMENT, AND ALL WARRANTIES ARISING FROM COURSE OF DEALING, USAGE, OR TRADE PRACTICE.

8. Indemnification and Insurance.

8.1 Polimorphic agrees to indemnify, defend, and hold harmless Subscriber and its elected officials, officers, directors, agents, attorneys and employees (each, an "Indemnitee") from and against any and all liabilities, damages, losses, expenses, claims, demands, suits, fines, or judgments (each, a "Claim," and collectively, the "Claims"), including reasonable attorneys' fees, costs, and expenses incidental thereto, which may be suffered by, incurred by, accrued against, charged to, or recoverable from any Indemnitee, by reason of any Claim arising out of or relating to any negligence or misconduct of Polimorphic, its officers, directors, agents, employees, and subcontractors, during the performance of this Agreement, including, without limitation, Claims arising out of or relating to: (a) bodily injury (including death) or damage to tangible personal or real property; (b) any payment required to be paid to subcontractors, if any, of Polimorphic; or (c) any claim alleging that the Services infringe any United States patent, trademark, trade secret or copyright of a third party; provided, however, that the foregoing indemnity shall not apply to the extent that the

applicable Claim resulted from the sole negligence or willful misconduct of an Indemnitee.

8.2 In the event that Polimorphic is enjoined from providing the Services and such injunction is not dissolved within thirty (30) calendar days, or in the event that Subscriber is adjudged, in any final order of a court of competent jurisdiction from which no appeal is taken, to have infringed upon or misappropriated any patent, copyright, trade secret, trademark, or other proprietary right in the access or use of the Services, then Polimorphic shall, at its expense: (a) obtain for Subscriber the right to continue using such Services; (b) replace or modify such Services so that they do not infringe upon or misappropriate such proprietary right and is free to be used by Subscriber; or, (c) in the event that Polimorphic is unable or determines, in its reasonable judgment, that it is commercially unreasonable to do either of the aforementioned, Polimorphic shall reimburse to Subscriber any prepaid fees and the full cost associated with any Transition Services.

8.3 Unless otherwise approved in writing by Subscriber's risk manager, Polimorphic shall, at its own expense, procure and maintain in full force and effect during the term of this Agreement, policies of insurance, of the types and in the minimum amounts as follows, with responsible insurance carriers duly admitted and qualified in California covering the operations of Polimorphic, pursuant to this Agreement: commercial general liability ($1,000,000 per occurrence, $2,000,000 aggregate); excess liability ($2,000,000 per occurrence, $2,000,000 aggregate); workers' compensation (statutory limits) and employers' liability ($500,000 per accident); cyber liability ($5,000,000 per occurrence); and professional liability ($1,000,000 per occurrence, $1,000,000 aggregate).

8.4 The Indemnitees shall be named as additional insureds in the commercial general, cyber, and excess liability policies which shall contain standard cross liability clauses. The liability policies shall be primary without right of contribution from any Indemnitee, and Polimorphic waives all rights of subrogation with respect to said policies. Such policies shall require that Subscriber be given no less than thirty (30) calendar days prior written notice of any cancellation thereof or material change therein. Polimorphic shall provide Subscriber with certificates of insurance and original endorsements, evidencing all of the above coverage, including all special requirements specifically noted above, and shall provide Subscriber with certificates of insurance evidencing renewal or substitution of such insurance thirty (30) calendar days prior to the effective date of such renewal or substitution.

9. Limitation of Liability. EXCEPT AS EXPRESSLY OTHERWISE PROVIDED IN SECTION 8, IN NO EVENT WILL EITHER PARTY BE LIABLE UNDER OR IN CONNECTION WITH THIS AGREEMENT UNDER ANY LEGAL OR EQUITABLE THEORY, INCLUDING BREACH OF CONTRACT, TORT (INCLUDING NEGLIGENCE), STRICT LIABILITY, AND OTHERWISE, FOR ANY CONSEQUENTIAL, INCIDENTAL, INDIRECT, EXEMPLARY, SPECIAL, ENHANCED, OR PUNITIVE DAMAGES, REGARDLESS OF WHETHER EITHER PARTY WAS ADVISED OF THE POSSIBILITY OF SUCH LOSSES OR DAMAGES OR SUCH LOSSES OR DAMAGES WERE OTHERWISE FORESEEABLE. EXCEPT AS EXPRESSLY OTHERWISE PROVIDED IN SECTION 8, IN NO EVENT WILL THE AGGREGATE LIABILITY OF EITHER PARTY ARISING OUT OF OR RELATED TO THIS AGREEMENT UNDER ANY LEGAL OR EQUITABLE THEORY, INCLUDING BREACH OF CONTRACT, TORT (INCLUDING NEGLIGENCE), STRICT LIABILITY, AND OTHERWISE EXCEED THE MOST CURRENT ANNUAL OBLIGATION OF THE CUSTOMER TO THE POLIMORPHIC UNDER THIS AGREEMENT.

10. Notices.

10.1 Notices. All notices under this Agreement will be in writing and will be deemed to have been duly given when received, if personally delivered; when receipt is electronically confirmed, if transmitted by facsimile or email; and upon receipt, if sent by certified or registered mail (return receipt requested), or postage prepaid, to the respective addresses of the Parties set forth below or such other addresses as the respective Parties may designate by like notice from time to time.

If to Polimorphic:

Polimorphic Inc.
122 WEST 26TH STREET. SUITE 1104,
NEW YORK, NY 10001
Attn.: Legal Dept.

If to Subscriber:
City of Suisun City
Attn: City Manager
701 Civic Center Blvd
Suisun City, CA 94585

11. Miscellaneous Provisions

11.1 Relationship of the Parties. Each Party is an independent contractor of the other Party. Nothing herein will constitute a partnership between or joint venture by the Parties, or constitute either Party the agent of the other.

11.2 Assignment. Neither Party may assign or otherwise transfer any of its rights or obligations under this Agreement without the prior written consent of the other Party; *provided*, *however*, that a Party may, upon prior written notice to the other Party and without the consent of the other Party, assign or otherwise transfer this Agreement to any of its Affiliates or to an entity with or into which it is merged or consolidated or to which it sells its stock or other equity interests or all or substantially all of its assets. Any assignment or other transfer in violation of this Section 11.2 will be null and void. Subject to the foregoing, this Agreement will be binding upon and inure to the benefit of the Parties hereto and their permitted successors and assigns.

11.3 Force Majeure. Nonperformance of either Party will be excused to the extent that performance is rendered impossible by strike, fire, flood, governmental acts, orders or restrictions, failure of suppliers, or any other reason where failure to perform is beyond the control and not caused by the negligence of the non-performing Party.

11.4 Choice of Law. This Agreement will be governed by the laws of the State of California, U.S.A. without regard to its conflict of laws' provisions. The federal and state courts sitting in Solano County, California, U.S.A. will have proper and exclusive jurisdiction and venue with respect to any disputes arising from or related to the subject matter of this Agreement.

11.5 Modification. No modification of or amendment to this Agreement will be effective unless in writing signed by authorized representatives of both Parties.

11.6 No Waiver. The rights and remedies of the Parties to this Agreement are cumulative and not alternative. No waiver of any rights is to be charged against any Party unless such waiver is in writing signed by an authorized representative of the Party so charged. Neither the failure nor any delay by any Party in exercising any right, power, or privilege under this Agreement will operate as a waiver of such right, power, or privilege, and no single or partial exercise of any such right, power, or privilege will preclude any other or further exercise of such right, power, or privilege or the exercise of any other right, power, or privilege.

11.7 Severability. If any provision of this Agreement is held invalid or unenforceable by any court of competent jurisdiction, the other provisions of this Agreement will remain in full force and effect, and, if legally permitted, such offending provision will be replaced with an enforceable provision that as nearly as possible effects the Parties' intent.

11.8 Entire Agreement. This Agreement (including Exhibits hereto) contains the entire understanding of the Parties with respect to the subject matter hereof and supersedes all prior agreements and commitments with respect thereto. There are no other oral or written understandings, terms or conditions and neither Party has relied upon any representation, express or implied, not contained in this Agreement. Where Subscriber is required to "click through" or otherwise accept or made subject to any online terms and conditions in accessing or using the Services, such terms and conditions are not binding and shall have no force or effect as to the Services or this Agreement.

11.9 Execution In Counterparts; Facsimile/PDF/Electronic Signature. This Agreement may be executed in counterparts (which may be exchanged by facsimile or email), each of which will be deemed an original, but all of which together will constitute the same Agreement. The Parties agree that a facsimile, PDF or electronic signature may substitute for and have the same legal effect as the original signature.

11.10 Attorneys' Fees and Costs. In any litigation, or other proceeding, informal or formal, by which one Party either seeks to enforce this Agreement or seeks a declaration of any rights or obligations under this Agreement, the non-prevailing Party shall pay the prevailing Party's costs and expenses, including but not limited to, reasonable attorneys' fees.

11.11 Cumulative Remedies. All rights and remedies of Subscriber herein shall be in addition to all other rights and remedies available at law or in

equity, including, without limitation, specific performance against Polimorphic for the enforcement of this Agreement, and temporary and permanent injunctive relief.

11.12 Reserved

11.13 Non-Discrimination. In the performance of this Agreement, Polimorphic shall not discriminate against any employee, subcontractor or applicant for employment because of race, color, religious creed, sex, gender, gender identity, gender expression, marital status, national origin, ancestry, age, physical disability, mental disability, medical condition, genetic information, sexual orientation or other basis prohibited by law.

11.14 Subscriber's Rights to Employ Other Consultants. Subscriber reserves the right to employ other consultants in connection with the subject matter of the Services.

11.15 Inserted Provisions. Each provision and clause required by law to be inserted into the Agreement shall be deemed to be enacted herein, and the Agreement shall be read and enforced as though each were included herein. If through mistake or otherwise, any such provision is not inserted or is not correctly inserted, the Agreement shall be amended to make such insertion on application by either Party.

11.16 Captions and Terms. The captions in this Agreement are for convenience only, are not a part of the Agreement and in no way affect, limit or amplify the terms or provisions of this Agreement.

11.17 Third-Party Beneficiaries. Nothing, express or implied, in this Agreement is intended to benefit, or to create or be construed to create any rights of enforcement in any persons or entities who are neither signatories to this Agreement nor Indemnitees.

[*Signature Pages Follow.*]

IN WITNESS WHEREOF, the Parties have caused this Agreement to be executed by their duly authorized representatives.

COMPANY:

POLIMORPHIC INC.

By: _____

Name: _____

Title: _____

Address:

_____

_____

Email: _____

SUBSCRIBER:

CITY OF SUISUN CITY

By: _____

Name: _____

Title: _____

Address:

_____

_____

Email: _____

EXHIBIT A

SCOPE OF SERVICES

1. **Definitions:**

1.1 Connected Account: means any third-party platform connected to, or integrated with, the Polimorphic Service by or on behalf of Subscriber.

1.2 Connected Account Data: means any data collected from, or provided by, any Connected Account.

1.3 Constituent: means any non-governmental natural person or entity that resides within or interacts with the city that Subscriber represents.

1.4 Constituent Data: means any information uploaded or transmitted to the Polimorphic Service by a Constituent.

1.5 Documentation: means any users manuals, handbooks, and online materials provided by Polimorphic to Subscriber that describe the features, functionality, or operation of the Polimorphic Platform.

1.6 Integration Tools: means any coding, programming or design techniques, architecture, methodology, APIs, functions, software code applications, scripts, templates, knowledge, experience, and know how developed by Polimorphic in the performance of any Professional Services related to the integration, implementation, connection, and/or onboarding of any Connected Account. For clarity, Integration Tools do not include Connected Accounts or any confidential information of Subscriber.

1.7 Order Form: means any order from for Polimorphic Services executed by both parties that reference these terms and the Agreement between the parties.

1.8 Performance Data: means any log files, metadata, telemetry data and other technical performance data automatically generated by the Service relating to the use, performance, efficacy, reliability and/or accuracy of the Polimorphic Service, which does not contain any personally identifiable information or Subscriber Data or Constituent Data.

1.9 Professional Services: means any integration, onboarding or other professional services that are performed by Polimorphic hereunder.

1.10 Polimorphic Platform: means the technology, including AI and machine learning algorithms, used by Polimorphic to deliver the Polimorphic Service to Subscriber.

1.11 Polimorphic Service: means the on-line service delivered by Polimorphic to Subscriber using the Polimorphic Platform as described in an applicable Order From.

1.12 Statement of Work: means any mutually agreed upon work order or statement of work that specifies the Professional Services to be made available by Polimorphic hereunder.

1.13 Subscriber Data: means Connected Account Data, and any other data uploaded or transmitted to the Polimorphic Service by Subscriber. Subscriber Data does not include Constituent Data.

1.14 Users: means Subscriber's employees, representatives, consultants, contractors, or agents authorized by Subscriber to access the Polimorphic Service for which applicable fees have been paid.

2. **Polimorphic Service:**

2.1 Subscription to the Polimorphic Service. Subject to the compliance with these Terms, commencing as of the Effective Date, Polimorphic hereby grants to Subscriber a non-sub licensable, non-transferable (except as provided in Section 11.2), non-exclusive subscription to access and USE the Polimorphic Services solely for Subscriber's internal business purposes.

2.2 Support. Subject to the compliance with these Terms, Polimorphic shall use commercially reasonable efforts to (a) maintain the security of the Polimorphic Service; and (b) provide 9 a.m. - 5 p.m. (EST) email support, excluding federal holidays.

3. **Onboarding and Connected Accounts**:

3.1 Connected Accounts. In order to access many of the features and functions of the Polimorphic Service, Subscriber will need to link its Connected Accounts to the Polimorphic Service. By granting, Polimorphic access to any Connected Account, (i) Subscriber represents and warrants that it is entitled to disclose any log-in information provided by Subscriber in connection therewith and /or to grant Polimorphic access to such Connected Accounts, (ii) Subscriber represents and warrants that it is in good standing with respect to such Connected Accounts, and (iii) Subscriber acknowledges that Polimorphic may access Connected Account Data so that it may be used in accordance with these Terms. Subscriber further acknowledges and agrees that each Connected Account, including access to and use thereof and uptimes related thereto, is solely determined by the applicable provider of the relevant Connected Account. Polimorphic will have no liability for any unavailable of any Connected Account, or any third party provider's decision to discontinue, suspend or terminate any Connected Account.

3.2 Integrating Connected Accounts. Subscriber acknowledges and agrees that in order to properly onboard to the Polimorphic Service and make full use of features and functions for the Polimorphic Services, Subscriber will need to integrate or connect to Connected Accounts with the Polimorphic Service. The Polimorphic Platform has certain pre-built integrations readily available. In the event any integrations are required to be developed, Polimorphic may create such integrations in accordance with a mutually agreed upon Statement of Work. In the event of any conflict between these Terms and any Statement of Work, these Terms will control, unless the terms of the Statement of Work specifically identify those section(s) of the Terms to be superseded by the Statement of Work, in which case the Statement of Work will control solely with respect to such section(s).

4. **Subscriber's Use of the Polimorphic Service:**

4.1 Access and Security Guidelines. Each User will be provided access to and use of the Polimorphic Service through confidential account credentials. Subscriber will be responsible for all uses

of its account. Subscriber will promptly notify Polimorphic of any unauthorized use or access to its account. User seats may not be shared amongst the Users.

4.2 Restrictions. Subscriber will not, and will not permit any User or other party to: (a) reverse engineer, disassemble or decompile any component of the Polimorphic Platform; (b) interfere in any manner with the operation of the Polimorphic Service, or the Polimorphic Platform or the hardware and network used to operate the Polimorphic Service; (c) sublicense any of Subscriber's rights under these Terms, or otherwise use the Polimorphic Service for the benefit of a third party or to operate a service bureau; (d) modify, copy or make derivative works based on any part of the Polimorphic Platform; or (e) otherwise use the Polimorphic Service in any manner that exceeds the scope of use permitted under Section 2.1.

EXHIBIT B

FEE SCHEDULE

1. Fees. The total Fees for the Initial Term and any extension to the Term are $23,200 per year. The Fees for the Term of this Agreement shall be fixed and not adjusted for inflation or any increase in costs. If the scope of services is modify the parties will negotiate a new Fee Schedule in writing.

2. Payment Schedule. Fees will be invoiced on an annual basis on the first day of annual usage, to be paid by Subscriber according to the payment terms.

3. Payment of Taxes. Polimorphic shall pay all required taxes on amounts paid to Polimorphic under this Agreement, and indemnify and hold City harmless from any and all taxes, assessments, penalties, and interest asserted against City by reason of the independent contractor relationship created by this Agreement.

EXHIBIT C

PRIVACY POLICY

polimorphic

Delivering 24/7 Multilingual Constituent Services

1

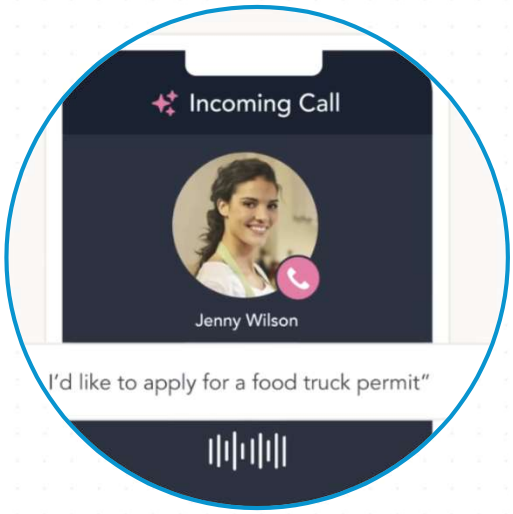

polimorphic

Ask

24/7 Multilingual AI Phone Agent w/ Text Capability + Website Chatbot

Complete

Digitize Forms/Payments Online or Verbally through AI

Track

Residents log in anytime to check status of their applications, review past requests, get updates

2

polimorphic

Connected Communities

2024 MISAC Innovation Award

3

polimorphic

Address Efficiency Challenges

- Skilled staff spending too much time on repetitive inquiries and customer service
- Constituents face limited language access
- Manual processes throughout the City

  i.e.Utility Billing/Service Requests

4

polimorphic

Risk Mitigation

➔ Operational Strains

➔ Revenue & Efficiency Loss

➔ Constituent Frustration

5

polimorphic

Recapture

2,000

Staff Hours Per Year

From misrouted, repetitive inquiries, manual efforts

Reallocate

$60K

Budget Reallocation Opportunity

At an avg. rate of $30/hour * 2k hours

Offset

1 FTE

Avoided cost of hire

Focused on critical work without increasing headcount

6

7