CITY COUNCIL
Alma Hernandez, Mayor
Jenalee Dawson, Mayor Pro Tem
Amit Pal, Councilmember
Parise Shepherd, Councilmember
Princess Washington, Councilmember

CITY COUNCIL MEETING

# A G E N D A

## REGULAR MEETING OF THE SUISUN CITY COUNCIL, SUISUN CITY COUNCIL ACTING AS SUCCESSOR AGENCY TO THE REDEVELOPMENT AGENCY OF THE CITY OF SUISUN CITY, AND SUISUN CITY HOUSING AUTHORITY

**TUESDAY, SEPTEMBER 16, 2025**

**6:30 PM**

**Suisun City Council Chambers - 701 Civic Center Boulevard - Suisun City, California**

*MEETINGS ARE HELD IN-PERSON, PUBLIC PARTICIPATION IS ALSO AVAILABLE VIA ZOOM*

*ZOOM MEETING INFORMATION:*
*WEBSITE: https://zoom.us/join*
*MEETING ID: 869 3424 6594*
*CALL IN PHONE NUMBER: (707) 438-1720*

*REMOTE PUBLIC COMMENT IS AVAILABLE FOR THE CITY COUNCIL MEETING BY EMAILING CLERK@SUISUN.COM (PRIOR TO 4 PM), VIA WEBSITE, OR ZOOM CALL IN PHONE NUMBER (707) 438-1720*

*(If attending the meeting via phone press *9 to raise your hand and *6 to unmute/mute for public comment.)*

(Next Ord. No. – 809)
(Next City Council Res. No. 2025 – 99)
Next Suisun City Council Acting as Successor Agency Res. No. SA2025 - 06)
(Next Housing Authority Res. No. HA2025 – 09)

**CALL TO ORDER**
Mayor Hernandez

**ROLL CALL**
Council / Board Members

**PLEDGE OF ALLEGIANCE**

**INVOCATION**

## APPROVAL OF REORDERING OF AGENDA

## CONFLICT OF INTEREST NOTIFICATION

*(Any items on the regular meeting agenda that might be a conflict of interest to any Councilmembers / Boardmembers should be identified at this time.)*

## REPORTS (Informational items only.)

1. City Manager Update - (Prebula: Bprebula@suisun.com).
2. City Attorney Report - (Enright).
3. Informational Report on Council Credit Card Statements - (Deol: Ldeol@suisun.com).

## PUBLIC COMMENT

*(Request by citizens to discuss any matter under our jurisdiction other than an item posted on this agenda per California Government Code §54954.3. Comments are limited to no more than 3 minutes unless allowable by the Mayor/Chair. Speaker cards are available on the table near the entry of the meeting room and should be given to the City Clerk. By law, no prolonged discussion or action may be taken on any item raised during the public comment period, although informational answers to questions may be given and matters may be referred for placement on a future agenda.)*

## PRESENTATIONS/APPOINTMENTS

*(Presentations, Awards, Proclamations, Appointments).*

4. Proclamation Proclaiming October 5-11, 2025 as "Fire Prevention Week" - (Lopez: Blopez@suisun.com). (Not Presented)
5. Proclamation Recognizing the Resilient Roots Climate Leaders Network - (Washington: Pwashington@suisun.com).
6. Proclamation Proclaiming September 17-23, 2025 as "Constitution Week" - (Hernandez: Ahernandez@suisun.com).
7. Development Projects Update - (Caperton: Rcaperton@suisun.com)

## GENERAL BUSINESS

8. Discussion and Direction on Strike Concessions and Progression Forward with Solid Waste Services - (Vue: Nvue@suisun.com).

## PUBLIC HEARING

9. Council Adoption of Resolution No. 2025-___: (1) Consider and Approve a Residential and Commercial Waste Management Services Rate Adjustment Following Proposition 218 Noticed Majority Protest Hearing; and (2) Approving a Restated Franchise Agreement with Republic Services for Solid Waste and Recycling Services - (Vue: Nvue@suisun.com).

## CONSENT CALENDAR

*Consent calendar items requiring little or no discussion may be acted upon with one motion.*

10. Council Adoption of Resolution No. 2025-__: Authorizing the City Manager to Execute the Second Amendment of the Public-Private Partnership (PPP) Agreement for ALS First Responder Emergency Services by and among the Cities of Fairfield, Benicia, Dixon, Vallejo, and Suisun City (Member Cities) and Medic Ambulance Service, Inc. - (Lopez: Blopez@suisun.com).
11. Council Adoption of Resolution 2025-___: Authorizing the City Manager to Enter into a Maintenance Services Agreement on the City's Behalf with Precision Concrete Cutting for Sidewalk Grinding Services - (Vue - Nvue@suisun.com).
12. Council Adoption of Resolution No. 2025-__: Authorizing the City Manager to Sign a

Revised Joint Exercise of Powers Agreement for the Provision and Management of Emergency Ambulance Services (JEPA) - (Lopez: Blopez@suisun.com).

13. Approval of the Samuel Goepp Park Playground Revitalization Project and Budget Adjustment - (Hull: Jhull@suisun.com).
    a. Council Adoption of Resolution No. 2025-___: Approving the Samuel Goepp Park Playground Revitalization Project Through the Healthy Play Initiative Grant and Authorizing the City Manager to Contract with GameTime for Playground Replacement.
    b. Council Adoption of Resolution No. 2025-___: Adopting the 4th Amendment to the Annual Appropriation Resolution No. 2025-64 to Appropriate Funds for the Samuel Goepp Park Playground Revitalization Project.
14. Approval of Construction Contract Award and Design Contract Increase for the T-Intersection Median Safety Improvements Project - (Vue: Nvue@suisun.com):
    a. Council Adoption of Resolution No. 2025-___: Authorizing the City Manager to Enter into a Construction Contract on the City's Behalf with Spektren Engineering, Inc. for the T-Intersection Median Safety Improvements Project.
    b. Council Adoption of Resolution No. 2025-___: Authorizing an Increase in the Design Contract Amount by $1,303 to a Total of $67,511 with Sanbell (formerly Bellecci & Associates) for the T-Intersection Median Safety Improvements Project.
15. Council Adoption of Resolution No. 2025-___: Adopting the 3rd Amendment to the Annual Appropriation Resolution No. 2025-64 to Appropriate Funds for the Pintail Drive and Walters Road Mosaic Mural Project - (Hull: Jhull@suisun.com).
16. Council Adoption of Resolution No. 2025-___: Authorizing the City to Enter into Settlement Agreements with Purdue Pharma L.P., Alvogen, Amneal, Apotex, Hikma, Indivior, Mylan, Sun, and Zydus, Agreeing to the Terms of the Related State-Subdivision Agreements, and Authorizing the City Manager to take All Actions Necessary to Implement the Settlements Agreements – (Deol: Ldeol@suisun.com).

*Joint City Council / Suisun City Council Acting as Successor Agency / Housing Authority*

17. City Council/Successor Agency/Housing Authority Approval of the Minutes of the Meetings of the Suisun City Council, Suisun City Council Acting as Successor Agency, and Housing Authority held on August 5, 2025, August 19, 2025 and September 2, 2025 – (Skinner: Clerk@suisun.com).
18. Council/Agency Approval of August 2025 Accounts Payable and Payroll Warrants - (Deol: Ldeol@suisun.com).

**GENERAL BUSINESS**

19. Discussion and Direction: Shaping the Downtown Operations Plan – Strategy Options for Council Consideration - (Prebula: Bprebula@suisun.com).
20. Council Introduction and Waive Reading of Ordinance No. 2025-___: Amending the Suisun City Municipal Code adding Chapter 12.33 (Entertainment Zones) to Title 12 (Streets, Sidewalks and Public Places) of the Suisun City Municipal Code to Establish Entertainment Zones - (Prebula: Bprebula@suisun.com).
21. Council Adoption of Resolution No. 2025-__: Authorizing the City Manager to execute a Product Proposal with Golden State Fire Apparatus, Inc. and Community Leasing Partners Agreement for the procurement of (1) One Fire Engine and (1) One Fire Aerial Ladder Truck - (Lopez: Blopez@suisun.com).

22. Authorization to Update the Schedule of Salary and Benefits for Unrepresented and

Executive Management Employees and the Citywide Salary Schedule by Approving the Following Resolutions - (Penland: Cpenland@suisun.com).

a. Council Adoption of Resolution No. 2025-___: Updating the Schedule of Salary and Benefits for Unrepresented and Executive Management Employees, effective September 16, 2025.
b. Council Adoption of Resolution No. 2025-___: Updating the Citywide Salary Schedule to Establish the Classification of the Information Technology (IT) Director and to Implement the Market Adjustments Approved in the Executive Management Plan Effective September 26, 2025.
c. Council Adoption of Resolution No. 2025-___: Approving Amendment No. 1 to the Employment Agreement of the City Manager.
d. Council Adoption of Resolution No. 2025-___: Approving Amendment No. 1 to the Employment Agreement of the Fire Chief.
e. Council Adoption of Resolution No. 2025-___: Approving Amendment No. 1 to the Employment Agreement of the Police Chief.

**COUNCIL COMMENTS**

**REPORTS: (Informational items only)**

23. Non-Discussion Items.

**ADJOURNMENT**

**Public Access To Agenda Documents**

A complete packet of information containing staff reports and exhibits related to each item for the open session of this meeting, and provided to the City Council, are available for public review at least 72 hours prior to a Council/Agency/Authority Meeting at Suisun City Hall 701 Civic Center Blvd., Suisun City. Agenda related writings or documents provided to a majority of the Council/Board/Commissioners less than 72 hours prior to a Council/Agency/Authority meeting related to an agenda item for the open session of this meeting will be made available for public inspection during normal business hours. An agenda packet is also located at the entrance to the Council Chambers during the meeting for public review. The city may charge photocopying charges for requested copies of such documents. To the extent feasible, the agenda packet is available for online public viewing on the City's website: https://www.suisun.com/Government/City-

Council/Agendas The City Council/Agency/Authority hopes to conclude its public business by 10:00 p.m. No new items will be taken up after 10:00 p.m., unless so moved by a majority of the City Council, and any items remaining will be agendized for the next meeting. The agendas have been prepared with the hope that all items scheduled will be discussed within the time allowed.

**Accommodations**

If you require an accommodation to participate in this meeting, please contact the City Clerk at (707) 421-7302 or clerk@suisun.com. The City's reasonable accommodation policy is available for review on the City's website at www.suisun.com/government/city-council/, you may request an electronic copy or have a copy mailed to you. Please note that for accommodations that are not readily available, you must make your request as soon as you can prior to the time of the meeting.

**Decorum**

All participants are expected to conduct themselves with mutual respect. Conduct that disrupts meetings will be addressed in accordance with Section 54957.95 of the Government Code.

**Ordinances**
Ordinances are city laws contained in the Suisun City Municipal Code. Enacting a new city law or changing an existing one is a two-step process. Government Code 36934 provides, except when, after reading the title, further reading is waived by regular motion adopted by majority vote all ordinances shall be read in full either at the time of introduction or passage; provided, however, that a reading of the title or ordinance shall not be required if the title is included on the published agenda and a copy of the full ordinance is made available to the public online and in print at the meeting prior to the introduction or passage.

**Certification Of Posting**
Agendas for regular and special meetings are posted in accordance with the Brown Act at Suisun City Hall, 701 Civic Center Boulevard, Suisun City, CA. Agendas may be posted at other Suisun City locations including:

- Suisun City Fire Station, 621 Pintail Drive, Suisun City, CA;
- Joe Nelson Center, 611 Village Drive, Suisun City, CA;
- Harbor Master Office, 800 Kellogg Street, Suisun City, CA.

I, Ashley Nash, Administrative Assistant II for the City of Suisun City, declare under penalty of perjury that the above agenda was posted and available for review, in compliance with the Brown Act.

THIS PAGE INTENTIONALLY LEFT BLANK

# CITY OF SUISUN CITY
# CORPORATE PAYMENT SYSTEMS
## Statement of Credit Card Use

**Cardholder: Alma Hernandez**

| | Date | Vendor | Purpose/Description | Amount | Comment |
|---|---|---|---|---|---|
| 1 | 7/9/2025 | Flight | Southwest - Sacramento to Texas | $ 239.00 | |
| 2 | 7/14/2025 | Fuel | ARCO - Fairfield | $ 40.02 | |
| 3 | 7/31/2025 | Hotel | Marriott | $ 18.32 | |
| 4 | 8/1/2025 | Uber | Travel | $ 9.97 | |
| 5 | 8/1/2025 | Food | El Chingon & Havana - San Diego | $ 19.93 | |
| 6 | 8/4/2025 | Uber | Travel | $ 30.10 | |
| 7 | 8/4/2025 | Uber | Travel | $ 3.00 | |
| 8 | 8/4/2025 | Food | Taco Centro - San Diego | $ 18.45 | |
| 9 | 8/4/2025 | Parking | Sacramento Airport parking | $ 33.00 | |
| 10 | 8/22/2025 | Meeting Subscription | North Bay Division - League of Cities Meeting | $ 30.00 | |
| | | | **Total** | **$ 441.79** | |

**Cardholder: Princess Washington**

| | Date | Vendor | Purpose/Description | Amount | Comment |
|---|---|---|---|---|---|
| 1 | 7/24/2025 | Flight | Southwest | $ 272.96 | |
| 2 | | | | | |
| 3 | | | | | |
| 4 | | | | | |
| 5 | | | | | |
| 6 | | | | | |
| | | | **Total** | **$ 272.96** | |

**Cardholder: Parise Shepherd -no charges**

**Cardholder: Jenalee Dawson-N/A (no credit card issued)**

**Cardholder: Amit Pal-N/A (no credit card issued)**

Form Rev 07/2019

THIS PAGE INTENTIONALLY LEFT BLANK

*Office of the Mayor*

**Suisun City, California**

# Proclamation

**WHEREAS**, the City of Suisun City is committed to ensuring the safety and security of all Suisun City residents and visitors; and

**WHEREAS**, fire remains a serious public safety concern both locally and nationally, and the presence of lithium-ion batteries in many household devices introduces unique fire risks; and

**WHEREAS,** most of the electronics used in homes daily — including smartphones, tablets, laptops, power tools, e-bikes, e-scooters, and toys — are powered by lithium-ion batteries, which if misused, damaged, or improperly charged, can overheat, start a fire, or explode; and

**WHEREAS,** the National Fire Protection Association® (NFPA®) reports an increase in battery-related fires, underscoring the need for public education on the safe use of lithium-ion batteries; and

**WHEREAS**, residents should follow three key calls to action: Buy only listed products, charge batteries safely, and recycle them responsibly to prevent battery-related fires; and

**WHEREAS,** lithium-ion batteries store a large amount of energy in a small space, and improper use such as overcharging, using off-brand chargers without safety certification, or exposing batteries to damage can result in fire or explosion; and

**WHEREAS**, the proper disposal and recycling of lithium-ion batteries help prevent environmental hazards and reduce fire risks in the home and community; and

**WHEREAS,** Suisun City first responders are dedicated to reducing the occurrence of fires through prevention, safety education, and community outreach; and

**WHEREAS,** the 2025 Fire Prevention Week™ theme, "Charge into Fire Safety™: Lithium-Ion Batteries in Your Home," serves to remind us of the importance of using, charging, and recycling lithium-ion batteries safely to reduce the risk of fires in homes and communities.

**NOW, THEREFORE,** I, Alma Hernandez, Mayor of the City of Suisun City, on behalf of the Suisun City Council, do hereby proclaim October 5-11, 2025, as Fire Prevention Week throughout the City of Suisun City.

*In witness whereof I have hereunto set my hand and caused this seal to be affixed.*

Alma Hernandez, Mayor

ATTEST: _____

DATE: September 16th, 2025

THIS PAGE INTENTIONALLY LEFT BLANK

# Suisun City, California

# Proclamation

**WHEREAS,** in 2024, the Resilient Roots Climate Leaders Network program was launched to cultivate a diverse network of local champions in Solano County who are equipped to lead community-driven solutions for a more just, sustainable, and resilient future; and

**WHEREAS,** the program deepens understanding of climate science, policy, and community resilience; and

**WHEREAS,** the program supports the design and implementation of localized climate projects; and

**WHEREAS,** the program strengthens community networks for long-term collective impact; and

**WHEREAS,** it was facilitated by Greenbelt Alliance and Sustainable Solano and engaged dozens of regional and national experts to participate in a robust 10-month-long curriculum; and

**WHEREAS,** Resilient Roots Fellows created a valuable contribution to our City by building a public rain garden at Joseph A. Nelson Community Center alongside Sustainable Solano and community volunteers; and

**WHEREAS,** the celebration for the program's conclusion was a Climate Leaders Summit that introduced residents, elected officials, and other Solano leaders to the Fellows' projects and inspired action;

**NOW, THEREFORE, BE IT PROCLAIMED,** that the City Council of Suisun City hereby recognizes and honors the Resilient Roots Climate Leaders Network for its contribution to fostering the next generation of climate leaders in Suisun City and Solano County.

Princess Washington, Councilmember

ATTEST: _____

DATE: September 16th, 2025

THIS PAGE INTENTIONALLY LEFT BLANK

*Office of the Mayor*

# Suisun City, California

# Proclamation

**WHEREAS**, the Constitution of the United States, the guardian of our liberties, is a product of reflection and choice, embodying the principles of limited government in a Republic dedicated to rule by law, not by men; and

**WHEREAS**, September 17, 2025, marks the two hundred thirty eighth anniversary of the drafting of the Constitution of the United States of America by the Constitutional Convention; and

**WHEREAS**, it is fitting and proper to accord official recognition to this memorable anniversary, and to the patriotic exercises that will commemorate the occasion; and

**WHEREAS**, Public Law No. 915 guarantees the issuing of a proclamation each year by the President of the United States of America designating September 17 through September 23 as Constitution Week.

**NOW, THEREFORE,** I, Alma Hernandez, Mayor of the City of Suisun City, on behalf of the Suisun City Council, do hereby proclaim September 17th through the 23rd as Constitution Week in the City of Suisun City and urge all citizens to pay special attention during that week to our Federal Constitution and the advantage of American Citizenship.

*In witness whereof I have hereunto set my hand and caused this seal to be affixed.*

_____

Alma Hernandez, Mayor

ATTEST:_____

DATE: September 16th, 2025

THIS PAGE INTENTIONALLY LEFT BLANK

**AGENDA ITEM NO. 7.**

**AGENDA TRANSMITTAL**

**MEETING DATE:** September 16, 2025

---

**FISCAL IMPACT:** Each project would bring a different level of economic benefit to the City. As project scopes materialize and ultimately move through entitlement a better fiscal assessment will be provided by staff.

---

**STRATEGIC PLAN:** Provide Good Governance; Develop Sustainable Economy; and Ensure Fiscal Solvency.

---

**BACKGROUND:** As part of our ongoing efforts to keep the community informed, this report provides a broad overview of development activity within Suisun City. The projects outlined include those that are currently entitled and/or under construction, under review or in process, or anticipated for near-term submission. Please note, this overview is intended to be informational only. Many of the projects mentioned are still undergoing initial review, and full analysis has not yet been completed.

As such, detailed discussions are premature at this stage. Comprehensive project information will be presented to the appropriate approving bodies once staff has completed a thorough evaluation. For these reasons, it would be inappropriate to provide detailed comments or specifics that could be interpreted as taking a position on any project at this early stage.

---

**STAFF REPORT:** This section includes a list of current and upcoming development projects under review or consideration by City Staff. Each listing includes basic information such as location, property owner or applicant (if applicable), status, and a project description. In cases where no formal application has been submitted, the project description is marked as "To Be Determined (TBD)" to avoid speculation about potential uses or design details. While this list is not exhaustive, it reflects the range and volume of development activity occurring across the city. It also offers insight into the work being undertaken by Staff and City leadership to implement the vision of the General Plan and the Waterfront District Specific Plan. The projects vary by type and scope, encompassing:

- Residential developments
- Medical office facilities (e.g., dental clinic)
- Commercial uses (e.g., cannabis dispensary)
- Mixed-use developments
- Industrial projects

It's important to note that many of these projects are complex and often come with site-specific challenges. This is a normal part of the development review process. City Staff is committed to working collaboratively with applicants to facilitate high-quality projects that meet or exceed required standards and align with the City's broader planning goals.

**<u>Entitled and/or Under Construction Projects</u>**

The following list identifies projects that have an approved planning entitlement and/or building permit.

***1. Awanta (400 Main St.)***
Property Owner and/or Applicant: Sunfield Development, LLC
Land Use Designation: Waterfront District Specific Plan
Zoning: Commercial/Office/Residential.
Status: Approved by City Council, August 2025
Project Description: A two-story 20-unit apartment project

***2. Lotz Residences (NE corner of Civic Center Blvd. and Lotz Way)***
Property Owner and/or Applicant: Ashria, LLC
Land Use Designation: Waterfront District Specific Plan.
Zoning: Residential Medium-Density.
Status: Approved by Planning Commission, June 28, 2022. Construction drawings being finalized by applicant team.
Project Description: A 16-unit single-family residential project w/ an Accessory Dwelling Unit (ADU) above garages.

***3. Suisun City Dental (603 Lotz Way)***
Property Owner and/or Applicant: Suisun Wellness, LLC
Land Use Designation: Waterfront District Specific Plan.
Zoning: Commercial/Office/Residential.
Status: Approved by City Council, July 18, 2023 / Under construction.
Project Description: A 4,446 square foot dental office with a 2,220 square foot shell tenant space for a future restaurant on a 7,150 square foot lot.

***4. Almond Garden Apartments (707-815 Almond St.)***
Property Owner and/or Applicant: Ashria, LLC
Land Use Designation: Waterfront District Specific Plan.
Zoning: Residential Medium-Density.
Status: Building permits issued September 2025.
Project Description: A 97-unit three-story affordable apartments project.

**Under Review / In Process Projects**
The following list identifies projects that have are currently under review for entitlement(s).

***5. McCoy Creek Mixed-Use (1220 & 1240 McCoy Creek Way)***
Property Owner and/or Applicant: Canlas Development, LLC
Land Use Designation: Commercial Mixed Use
Zoning: Commercial Mixed Use
Status: City Council tentative, Fall 2025.
Project Description: A 31-unit apartment project with 1,645 square feet of non-residential space.

***6. Olive Tree Ranch (Between Humphrey Dr. & Olive Ave., South of Railroad Ave. & E. Tabor Ave.)***
Property Owner and/or Applicant: Suisun Investments, LLC.
Land Use Designation: Commercial Mixed Use and Residential Medium-Density.
Zoning: Commercial Services and Fabricating and Residential Medium-Density.
Status: In planning review.
Project Description: 70 single-family residential units on approximately 10 acres of land.

***7. Suisun Logistics Center (East of Walters Rd. & South of Petersen Rd.)***
Property Owner and/or Applicant: Buzz Oates Construction.
Land Use Designation: Special Planning Area (existing) / Commercial Mixed Use (proposed).
Zoning: Not yet prezoned / Commercial Services and Fabricating (CSF) and Open Space (OS) (proposed) .
Status: In planning review.
Project Description: 2.1 million square feet of Warehousing/Logistics building space on 120 acres.

***8. Highway 12 Logistics Center (South of Highway 12 at Pennsylvania Ave.)***
Property Owner and/or Applicant: Buzz Oates Construction.
Land Use Designation: Commercial Mixed Use.
Zoning: Prezoned as Commercial Services and Fabricating (CSF) and Open Space (OS).
Status: Project Entitled and Environmental Impact Report certified by City Council December 2024. Submittal to LAFCO for annexation forthcoming.
Project Description: 1.28 million square feet of Warehousing/Logistics building space on 63.7 acres.

***9. Cannabissary (South of Railroad Ave. & East of Humphrey Dr.)***
Property Owner and/or Applicant: Verna Schuetter.
Land Use Designation: Commercial Mixed Use.
Zoning: Commercial Services and Fabricating.
Status: City Council tentative, Fall 2025.
Project Description: 2,494 square foot retail cannabis dispensary.

***10. Dutch Bros. (North of Highway 12 & East of Sunset Center)***
Property Owner and/or Applicant: Hilbers Inc.
Land Use Designation: Commercial Mixed Use.
Zoning: Commercial Mixed Use.
Status: In planning review. Planning Commission tentative, Fall 2025.
Project Description: 1,025 square foot drive thru coffee business.

**Future Projects**
The following list identifies projects that have not yet been submitted, but that are anticipated to submit for entitlements within the next year.

***11. 34-Acre Site (NW corner of Highway 12 & Marina Blvd.)***
Property Owner and/or Applicant: Suisun City Housing Authority.
Land Use Designation: Waterfront District Specific Plan.
Zoning: Downtown Commercial.
Status: Beginning Surplus Lands Act (SLA) process.
Project Description: Unknown/To be Determined.

***12. Lionext Parcels (Multiple parcels downtown near the marina)***
Property Owner and/or Applicant: Lionext Inc.
Land Use Designation: Waterfront District Specific Plan.
Zoning: Main Street Mixed Use and Downtown Mixed Use.
Status: Application not yet submitted.
Project Description: Unknown/To be Determined.

***13. California Forever Infill Parcels (Multiple parcels along Main St. and Solano Ave.)***
Property Owner and/or Applicant: Suisun City Successor Agency.

Land Use Designation: Waterfront District Specific Plan.
Zoning: Main Street Mixed Use.
Status: Purchase and Sale Agreement in process.
Project Description: Unknown/To be Determined.

***14. Parcel 13 (West of Civic Center Blvd. and South of Driftwood Ave.)***
Property Owner and/or Applicant: Ashria, LLC.
Land Use Designation: Waterfront District Specific Plan.
Zoning: Commercial/Office/Residential.
Status: Application not yet submitted.
Project Description: Unknown / To Be Determined.

***15. Senior Center Site Sale & Redevelopment (318 Merganser Dr.)***
Property Owner and/or Applicant: City of Suisun City.
Land Use Designation: Higher Density Residential.
Zoning: Residential High-Density 2.
Status: Application not yet submitted.
Project Description: Unknown/To be Determined.

***16. Caltrans Lot Swap (South of Highway 12 between Main St. & Civic Center Blvd.)***
Property Owner and/or Applicant: State of California.
Land Use Designation: Waterfront District Specific Plan.
Zoning: Downtown Mixed Use.
Status: Application not yet submitted.
Project Description: Unknown / To be Determined.

**Environmental Review**
The Development Services Director has determined that the recommendation described in this Staff Report is not subject to the California Environmental Quality Act (CEQA) pursuant to CEQA Guidelines Section 15060(c).

---

**STAFF RECOMMENDATION:** Staff recommends that City Council receive a report providing an overview of development activity within Suisun City.

---

**DOCUMENTS ATTACHED:** 1. Development Projects Update PowerPoint

---

**PREPARED BY:** Ricky Caperton, Development Services Director
**REVIEWED BY:** Bret Prebula, City Manager
**APPROVED BY:** Bret Prebula, City Manager

---

**ATTACHMENTS:**
Development Update.pdf
.

# Development Calendar Update

1

## Active Development Calendar

Projects that are under review, entitled, permitted, or under construction.

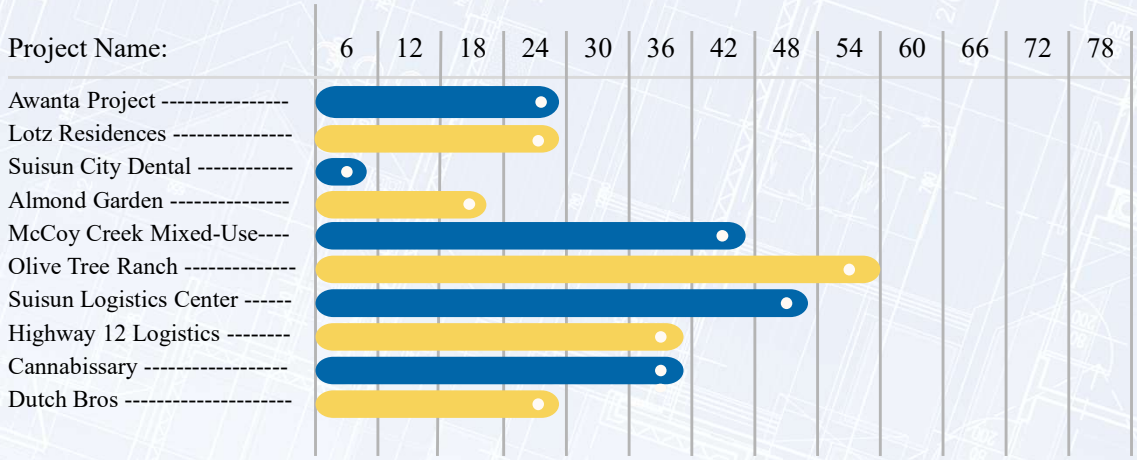


*The timeline projections are only **estimates.**

2

# Future Development Calendar

Projects that are longer term that still require entitlements.




*The timeline projections are only **estimates.**

3

# Entitled and/or Under Construction Stage

4

# Awanta Project

400 Main Street east of Main Steet and south of Driftwood Drive

**Property Owner and/or Applicant:** Sunfield Development, LLC
**Land Use Designation:** Waterfront District Specific Plan
**Zoning:** Commercial/Office/Residential
**Status:** Approved by City Council August 2025
**Project Description:** A two-story 20-unit apartment project



5

# Lotz Residences

Northeast corner of Civic Center Boulevard and Lotz Way

**Property Owner and/or Applicant:** Ashria, LLC
**Land Use Designation:** Waterfront District Specific Plan
**Zone:** Residential Medium-Density
**Status:** Approved by Planning Commission, June 28, 2022. Construction drawings being finalized by applicant team.
**Project Description:** A 16-unit single-family residential project w/ an Accessory Dwelling Unit (ADU) above garages.

6

# Suisun City Dental

603 Lotz Way South of Lotz Way between Main Street and Harbor Center Drive

**Property Owner and/or Applicant:** Suisun Wellness, LLC
**Land Use Designation:** Waterfront District Specific Plan
**Zoning:** Commercial/Office/Residential
**Status:** Approved by City Council, July 18, 2023/ Under construction.
**Project Description:** A 4,446 square foot dental office with a 2,220 square foot shell tenant space for a future restaurant on a 7,150 square foot lot.

7

# Almond Gardens Apartments

707-815 Almond Street between Civic Center Boulevard and Whispering Bay Lane.

**Property Owner:** Ashria, LLC
**Land Use Designation:** Waterfront District Specific Plan
**Zoning:** Residential High-Density
**Status:** Building Permits issued September 2025
**Project Description:** A 97-unit three-story affordable apartments project.

8

# Under Review / In Process

9

## McCoy Creek Mixed-Use

1220 and 1240 McCoy Creek Way.

**Property Owner:** Canlas Development, LLC
**Land Use Designation:** Commercial Mixed Use
**Zoning Classification:** Commercial Mixed Use
**Status:** City Council tentative, Fall 2025.
**Project Description:** A 31-unit apartment project with 1,645 square feet of non-residential space.

10

# Olive Tree Ranch

Between Humphrey Dr. and Olive Ave. South of Railroad Ave and E. Tabor Avenue

**Property Owner and/or Applicant:** Suisun Investments, LLC
**Land Use Designation:** Commercial Mixed Use and Residential Medium-Density
**Zoning :** Commercial Services and Fabricating and Residential Medium-Density
**Status:** In planning review
**Project Description:** 70 single-family residential units on approximately 10 acres of land

11

# Suisun Logistics Center

East of Walters Rd. and South of Petersen Rd.

**Property Owner and/or Applicant:** Buzz Oates Construction
**Land Use Designation:** Special Planning Area (existing) / Commercial Mixed Use (proposed).
**Zoning:** Not yet prezoned / Commercial Services and Fabricating (CSF) and Open Space (OS) (proposed) .
**Status:** In planning review
**Project Description:** 2.1 million square feet of Warehousing/Logistics building space on 120 acres.

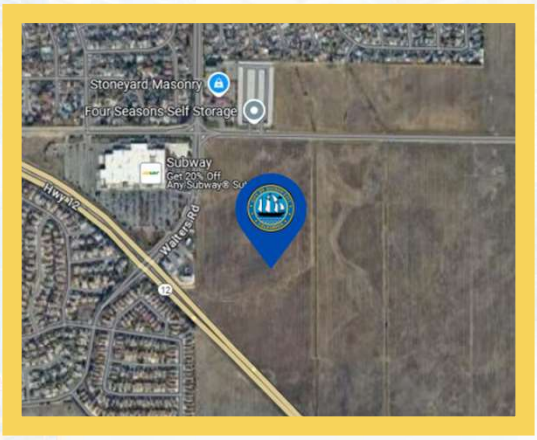


12

# Highway 12 Logistics Center

South of Highway 12 at Pennsylvania Ave.

**Property Owner and/or Applicant:** Buzz Oates Construction.
**Land Use Designation:** Commercial Mixed Use.
**Zoning:** Prezoned as Commercial Services and Fabricating (CSF) and Open Space (OS).
**Status:** Project Entitled and Environmental Impact Report certified by City Council December 2024. Submittal to LAFCO for annexation forthcoming.
**Project Description:** 1.28 million square feet of Warehousing/Logistics building space on 63.7 acres.

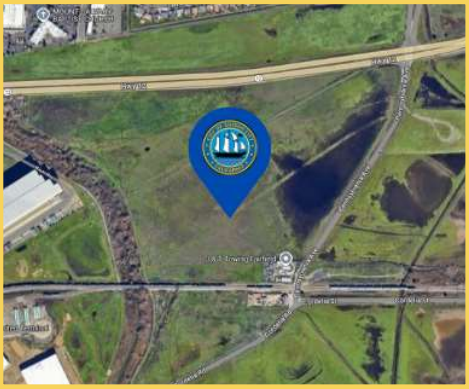

13

# Cannabissary

South of Railroad Avenue and East of Humphrey Drive.

**Property Owner and/or Applicant:** Verna Schuetter
**Land Use Designation:** Commercial Mixed Use
**Zoning:** Commercial Services and Fabricating
**Status:** City Council tentative, Fall 2025.
**Project Description:** 2,494 square foot retail cannabis dispensary

14

## Dutch Bros

North of Highway 12 and directly east of the Sunset Center

**Property Owner and/or Applicant:** Hilbers Inc.
**Land Use Designation:** Commercial Mixed Use
**Zoning:** Commercial Mixed Use
**Status:** In planning review. Planning Commission tentative, Fall 2025.
**Project Description:** 1,025 square foot drive thru coffee business

15

# Future Projects

16

# 34 Acre Site Project

Northwest Corner of Highway 12 and Marina Boulevard

**Property Owner and/or Applicant:** Suisun City Housing Authority.
**Land Use Designation:** Waterfront District Specific Plan.
**Zoning:** Downtown Commercial.
**Status:** Beginning Surplus Lands Act (SLA) process.
**Project Description:** Unknown/To be Determined.

17

# Lionext Parcels

Multiple parcels: (1) Northeast corner of Main Street and Solano Street; (2) eastern terminus of Solano Street; and (3) east of Kellog Street and north of Line Street

**Property Owner and/or Applicant:** Lionext Inc.
**Land Use Designation:** Waterfront District Specific Plan.
**Zoning:** Main Street Mixed Use and Downtown Mixed Use.
**Status:** Application not yet submitted.
**Project Description:** Unknown/To be Determined.

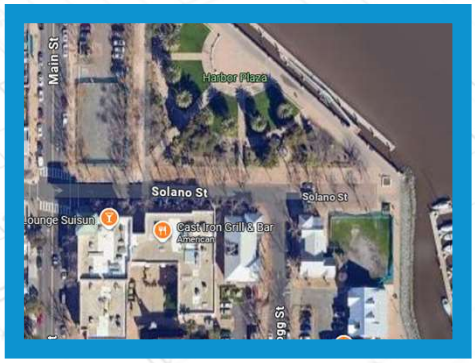


18

# California Forever (CF) Infill Development

Multiple parcels along Main St. and Solano Ave.

**Property Owner and/or Applicant:** Suisun City Successor Agency
**Land Use Designation:** Waterfront District Specific Plan
**Zoning:** Main Street Mixed Use
**Status:** Purchase and Sale Agreement in process.
**Project Description:** Unknown/To be Determined.

19

# Parcel 13

West of Civic Center Boulevard and south of Driftwood Drive.

**Property Owner and/or Applicant:** Ashria, LLC.
**Land Use Designation:** Waterfront District Specific Plan.
**Zoning:** Commercial/Office/Residential.
**Status:** Application not yet submitted.
**Project Description:** Unknown / To Be Determined.

20

## Senior Center Redevelopment

318 Merganser Drive adjacent to Casa de Suisun.

**Property Owner:** City of Suisun City
**Land Use Designation:** Higher Density Residential
**Zoning:** Residential High-Density 2
**Status:** Application not yet submitted
**Project Description:** Unknown / To Be Determined

21

## CALTRANS Lot Swap

South of Highway 12 between Main St. & Civic Center Blvd.

**Property Owner and/or Applicant:** State of California.
**Land Use Designation:** Waterfront District Specific Plan
**Zoning:** Downtown Mixed Use
**Status:** Application not yet submitted
**Project Description:** Unknown / To Be Determined

22

THIS PAGE INTENTIONALLY LEFT BLANK

**AGENDA ITEM NO. 8.**

**AGENDA TRANSMITTAL**

**MEETING DATE:** September 16, 2025

---

**AGENDA ITEM:** Discussion and Direction on Strike Concessions and Progression Forward with Solid Waste Services.

---

**FISCAL IMPACT:** There are potential impacts to the General Fund from this item. One of the four (4) offered strike concessions offered by Republic Services include a reimbursement of $22,171 to the City for expenses incurred during the 2025 Teamsters' Strike. A portion of this total ($10,494) is for reimbursement of staff time, and within this portion are staff time allocations which are paid through the General Fund. If the City does not receive this reimbursement then all costs, including those that tie back to the General Fund, will need to be covered by the City.

---

**STRATEGIC PLAN:** Provide Good Governance. Enhance the Environment.

---

**BACKGROUND:** The City is on the verge of the accepting the fully renegotiated Franchise Agreement with Republic Services and establishing new rates along with the accompanying new services and programs.

In mid-July 2025, a strike by the Teamsters occurred which impacted Republic Services' ability to service both residential and commercial accounts. One week of residential service was missed during the strike window.

At the August 19, 2025, Council Meeting, Council requested that staff bring back a Discussion and Direction item that would provide a better picture of potential advantages and potential disadvantages associated with proceeding with the proposed Franchise Agreement, rates, and Prop 218 process versus changing course and releasing a Request for Proposals (RFP) for solid waste services. This was done at the September 2, 2025, meeting.

---

**STAFF REPORT:** Staff delivered an informational PowerPoint presentation to Council during the September 2, 2025, Council Meeting. A slide outlining the strike concessions being offered by Republic Services was including within the PowerPoint presentation. Council heard and discussed staff's PowerPoint, statements made by Republic Services, and comments from members of the public.

Council returned with an appeal during the discussion and requested that Republic consider granting the City both a delay in new residential rate implementation of two (2) months along with the residential credit in addition to the other proposed concessions.

The initial strike concessions offered by Republic Services included the following:

- Reimbursement of $22,171 spent by the City during the strike.
- Adding a third Bulky Waste Pick-Up as part of the new Franchise Agreement at no additional cost.
- Updating of the wording in the Franchise Agreement involving striking and delays in service.

Lastly, Republic offered an option of a choice between either:

- A delay in implementing the new proposed residential rate increase for two (2) months which is equal to $11.86
  OR
- A credit of $16.70 which equates to roughly one week of service.

Republic Services has been able to accommodate Council's request to include the additional monetary concession item as well as been able to accommodate the City's request for updates to the Article within the overall renegotiated Franchise Agreement that covers strikes and work stoppages.

To summarize, the current strike concessions being offered by Republic Services are as follows:

- Reimbursement of $22,171 spent by the City during the strike.
- Adding a third Bulky Waste Pick-Up as part of the new Franchise Agreement at no additional cost.
- Updating of the wording in the Franchise Agreement involving striking and delays in services.
- A residential credit equating to roughly one week of service ($16.70).
- A delay in implementing the new proposed residential rate increase for two (2) months ($11.86).

The current strike concessions are being offered based upon Council's direction to move forward with the Prop 218 Public Hearing process. If the Public Hearing does not include enough protests letter to negate the Prop 218 process then Council will proceed with the approval of the full renegotiated Franchise Agreement (FA), associated new rates, and the associated programs and services includes within the new FA.

---

**STAFF RECOMMENDATION:** Council will be providing staff with their recommended direction for moving forward with acceptance of the offered strike concessions and to ensure the City has Solid Waste services in place by either proceeding with the planned Prop 218 Public Hearing or directing staff to start the process of going out for a Request for Proposals (RFP) for solid waste services.

---

**DOCUMENTS ATTACHED:**

1. PowerPoint Presentation.

---

| | |
|---|---|
| **PREPARED BY:** | Amanda Dum, Management Analyst II |
| **REVIEWED BY:** | Nouae Vue, Public Works Director & City Engineer |
| **APPROVED BY:** | Bret Prebula, City Manager |

---

**ATTACHMENTS:**

1. Solid Waste Services PPT

.

# DISCUSSION & DIRECTION

## STRIKE CONCESSIONS & PROGRESSION FORWARD

Bret Prebula, City Manager

September 16, 2025

1

# UPDATED STRIKE CONCESSIONS

1. Reimbursement of City expenses ($22,171)
2. 3rd Bulky Waste Pick-Up
3. Credit of approx. 2-month delay in new rate implementation ($11.86)
4. Franchise Agreement updated re: strike/work stoppages
5. one week of service ($16.70)

2

## Benefits offered in New Agreement

**NEW SERVICES:**

- Paper Shredding Events – 2x/yr
- 65-gallon cart option (SFD)
- Two Bulky Waste Pick-Ups (from 1x/yr)(SFD)
- Holiday Tree Collection (SFD)
- Sharps Mail-Back Program – 1x/yr
- Two extra bags of trash after Christmas (SFD)
- Battery Drop-Off Program (3 City facilities)
- Broken & damaged cart process formalized
- Illegal Waste & Homeless Dump Crew
- Household Hazardous Waste / Extended Producer Responsibility Drop-Off Events – 2x/yr

**CONTINUING SERVICES:**

- Recycling Buy-Back Center
- Buy-Back Center coupons (can be used towards bill)
- Compost Giveaway Events – 2x/yr
- Motor Oil Curbside Collection Program (SFD)
- Motor Oil Drop-Off Program
- White Goods Drop-off Program (formalized 5 days/wk instead of 16 days/yr)
- Household Hazardous Waste (including BOPA and e-waste) Drop-Off Program
- E-Waste Drop-Off Program
- Cardboard Drop-Off Program

3

## Timeline - Request for Proposals (RFP) Process

- Limited vendor pool – 3 to 4 vendors
- Unpredictable rate risk
- Cost to hire consultant (~ $50K – $100K)
- Aggressive timeline (est. 14-18 months)
- Loss of funding for Illegal Dump Crew
- Time & cost to transition to possible new hauler
- Status of street sweeping services
- Loss of established relationships
- Loss of hauler with direct knowledge of Suisun market

4

# QUESTIONS...

# DISCUSSION & DIRECTION

**(ACCEPTANCE OF STRIKE CONCESSIONS & DIRECTION FOR SOLID WASTE SERVICES)**

5

THIS PAGE INTENTIONALLY LEFT BLANK

**AGENDA ITEM NO. 9.**

**AGENDA TRANSMITTAL**

**MEETING DATE:** September 16, 2025

---

**AGENDA ITEM:** Council Adoption of Resolution No. 2025-___: (1) Consider and Approve a Residential and Commercial Waste Management Services Rate Adjustment Following Proposition 218 Noticed Majority Protest Hearing; and (2) Approving a Restated Franchise Agreement with Republic Services for Solid Waste and Recycling Services.

---

**FISCAL IMPACT:** There are fiscal impacts to various General Fund divisions from this item, as well as to the Solid Waste fund (Fund 130). The commercial rate increase will impact the Kellogg Trash Enclosure Fund, which is within the overall General Fund, as there will be an increase necessary in the amount paid to Republic Services and in the amount invoiced to the businesses that use the Kellogg Trash Enclosure. Additionally, the General Fund will continue to receive revenues through the Franchise Fee (13%) of Republic's gross revenues payable to the City.

---

**STRATEGIC PLAN:** Provide Good Governance. Develop Sustainable Economy. Ensure Public Safety. Ensure Fiscal Solvency. Enhance Environment.

---

**BACKGROUND:** Effective June 25, 1991, the City of Suisun City ("City") elected to exclusively negotiate a Franchise Agreement for Integrated Residential and Commercial Waste Management Services ("Agreement") between the City and Solano Garbage Company d/b/a Republic Services of Fairfield ("Republic"). Under the Agreement, Republic is the exclusively franchised refuse hauler for the City, and collects, transports, processes, and disposes of all solid waste and recyclables which are generated or accumulated within the City.

The basic terms of the proposed renegotiated Franchise Agreement are as follows:

Initial term for ten years from September 16, 2025, to June 30, 2035. City may in its discretion grant Republic two additional five (5) year extensions for a total of twenty years.

Republic receives the exclusive franchise, right, and privilege to collect, remove, and dispose of, in a lawful manner, Solid Waste, Recyclable Materials and Organic Materials.

Republic is responsible for the billing and collection of payments from residents and businesses in the City.

Republic shall pay a franchise fee of a maximum of thirteen (13) percent of Gross Revenues.

Additionally, Republic shall pay $70,000 to reimburse the City for the costs of the Franchise Agreement solicitation, evaluation and negotiation.

---

**STAFF REPORT:** In an effort to ensure transparency, the City determined that executing a Proposition 218 ("Prop 218") process was in the best interest of the City, its residents, and commercial businesses.

Prop 218 establishes the required procedures for increasing property related fees which include (1) mailing a written notice of the proposed rate adjustment ("Notice") to each parcel on which the fee will be imposed ("Identified Parcels"), and (2) conducting a public hearing on the proposed fee increase not less than forty-five (45) days after mailing the Notice (the "Protest Hearing"). Prop 218 requires that the City Council consider all protests against the proposed rate adjustment and establishes that if written protests against the proposed rate increase are presented by a majority of owners of the Identified Parcels (50% plus one), then the City Council shall not approve the rate increase. Prop 218 and Government Code Section 53756 allow the City Council to adopt a schedule of rate adjustments, including a formula for adjusting the rates, for a period not to exceed five years.

On July 9, 2025, a "Notice of Public Hearing" was mailed to all residential and commercial property owners within Suisun City boundaries served by Republic, as required by Prop 218 (see, Attachment 2 hereto). The Notice of Public Hearing instructed residential and commercial property owners on how to file a protest on the proposed refuse rates at tonight's Public Hearing in accordance with Prop 218.

The item before Council tonight is for the Council to consider any protests and comments and to hold a fair and noticed public majority protest hearing as described in the Notice of Public Hearing mailed on July 9, 2025, to consider the proposed residential and commercial solid waste collection services rate structure to be applied to commercial and residential rate increases pursuant to the requirements under Prop 218. As part of the Public Hearing, all interested residential and commercial property owners are to be afforded the opportunity to protest the residential component of the proposed new refuse rate schedule.

Only one written protest per Identified Parcel in Republic's service area will be counted. Protests to the proposed refuse rates must be submitted in writing. Written protests must be received prior to the close of the Public Hearing. Any written protests received following the close of the Public Hearing will not be counted. Written protests by electronic mail (e-mail) will not be accepted.

The Mayor shall ask the City Clerk to provide a count of all protests received following the close of Public Hearing. If written protests against the proposed rates are presented by a "majority of owners of the Identified Parcels," the proposed rate adjustment cannot be imposed. Assuming there is no majority protest against the proposed rate adjustment, Council is recommended to approve the renegotiated Franchise Agreement (Agreement) with Republic Services, and the Agreement will implement the revised rate schedule and Republic programs needed to comply with State mandates, and all current and future State recycling mandates.

Council may also decide to not approve the renegotiated Franchise Agreement with Republic Services. In that case, the proposed rate schedule will not be enacted, and the rate schedule as stated in the Interim Agreement will continue to apply. The Council may directed staff to commence with a Request for Proposal (RFP) process. The RFP proposes will take approximately eighteen (18) months or longer, and the City could receive proposals from other providers.

The Staff recommendation is to conduct the Public Hearing and, assuming there is no majority protest, approve the Franchise Agreement with Republic Services. The Franchise Agreement will go into effect immediately upon approval at September 16, 2025, Council meeting with the new rates going into effect on December 1, 2025.

---

**STAFF RECOMMENDATION:**

1. Open the "majority protest" public hearing as required by Prop 218;

2. Take public testimony and accept any additional written protests;
3. Close the Public Hearing, and the Mayor shall ask the City Clerk to provide a count of all protests received;
4. Adopt Resolution No. 2025-___: (1) Consider and Approve a Residential and Commercial Waste Management Services Rate Adjustment Following Proposition 218 Noticed Majority Protest Hearing; and (2) Approving a Restated Franchise Agreement with Republic Services for Solid Waste and Recycling Services
5. Authorize the City Manager to execute all documents related to the Interim Agreement.
   OR;
6. Reject the renegotiated Franchise Agreement and associated rates and services included therein and direct the City Manager to activate the Request for Proposal (RFP) process for City Solid Waste services.

---

**DOCUMENTS ATTACHED:**

1. Resolution No. 2025 - ___: (1) Consider and Approve a Residential and Commercial Waste Management Services Rate Adjustment Following Proposition 218 Noticed Majority Protest Hearing; and (2) Approving an Interim Memorandum of Understanding in re Franchise Agreement with Republic Services for Solid Waste and Recycling Services.
   a. Exhibit A
   b. Exhibit B
2. Mailed Notice of Public Hearing.
3. Public Hearing Script.
4. Powerpoint Presentation.

---

| | |
|---|---|
| **PREPARED BY:** | Patrick Enright, City Attorney |
| **REVIEWED BY:** | Nouae Vue, Public Works Director & City Engineer. |
| **APPROVED BY:** | Bret Prebula, City Manager. |

---

**ATTACHMENTS:**

1. Resolution Republic Services
2. Mailed Notice of Public Hearing.
3. Public Hearing Script.
4. PowerPoint Presentation.

.

# RESOLUTION NO. 2025-__

**A RESOLUTION OF THE CITY COUNCIL OF THE CITY OF SUISUN CITY TO (1) CONSIDER AND APPROVE A RESIDENTIAL AND COMMERCIAL WASTE MANAGEMENT SERVICES RATE ADJUSTMENT FOLLOWING PROPOSITION 218 NOTICED MAJORITY PROTEST HEARING AND (2) APPROVING AN SOLID WASTE FRANCHISE AGREEMENT WITH REPUBLIC SERVICES FOR SOLID WASTE AND RECYCLING SERVICES**

**WHEREAS**, effective June 25, 1991, the City of Suisun City ("City") elected to exclusively negotiate a Franchise Agreement for Integrated Residential and CommercialWaste Management Services ("Agreement") between the City and Solano Garbage Company, ; and

**WHEREAS**, on March 17, 1998, the City of Suisun City and Solano Garbage Company, entered into an amended Exclusive Franchise Agreement; and

**WHEREAS**, under the Agreement and all amendments thereto, Solano Garbage Company d/b/a Republic Services of Fairfield ("Republic") is the exclusively franchised refuse hauler for the City, and collects, transports, processes, and disposes of all solid waste and recyclables which are generated or accumulated within the City; and

**WHEREAS,** the State of California has adopted a number of bills mandating a comprehensive update to waste management and recycling systems, particularly with respect to the diversion of organic materials and food waste away from landfills in particular AB 341 mandates that commercial waste generators arrange for recycling services, AB 1826 mandates that commercial waste generators recycle their organic waste and AB 1594 ended the practice of excluding organic material used as Alternative Daily Cover ("ADC") from the calculation of a jurisdiction's total per capita amount of waste disposed; and

**WHEREAS,** most significantly, SB 1383 directed public agencies to reduce organic waste disposal by 75% and increase edible food recovery by 20% by 2025, SB 1383 is the most significant waste reduction mandate adopted in California in the last 30 years and SB 1383's regulations apply to all persons and entities that generate organic materials, such as food scraps and plant trimmings within the State of California, SB 1383 requires all waste generators d to divert their organic materials from the garbage, additionally, SB 1383 allows the Department of Resources Recycling and Recovery ("CalRecycle") to implement new regulations on local jurisdictions if significant progress has not been made in the law's waste reduction goals; and

**WHEREAS,** SB 1383 required Republic and other waste haulers to comply with mandatory processing of food waste to be collected in residential green organic waste carts and implement new measures to reduce contamination, educate waste generators, procure recycled products with organic content, track and report recycling participation, and assist local jurisdictions with enforcement of new recycling requirements, and Republic needed to implement modifications to their service routes, purchase additional disposal containers and container labels, and otherwise provide customers with additional refuse and recycling services; and

0

**WHEREAS,** In order to accommodate new Agreement terms, the City and Republic entered into an "Interim Memorandum of Understanding in re Exclusive Negotiations for Amendments to Exclusive Solid Waste Handling, Recycling and Household Hazardous Waste Program Agreements" on April 5, 2022. The Interim Memorandum established that the City and Republic would negotiate in good faith towards the end of comprehensively restating and amending the Agreement and other service arrangements attendant to Republic's services in the City; and

**WHEREAS,** Republic and City have negotiated a Second Amended and Restated Solid Waste Franchise Agreement ("Franchise Agreement") between the City of Suisun City and Solano Garbage Company d/b/a Republic Services of Fairfield with proposed rates to be effective on December 1, 2025, and the renegotiated Franchise Agreement will be for an initial term until June 30, 2035, with two five (5) years extensions allowed in the sole discretion of the City (Exhibit "A"); and

**WHEREAS**, Republic has requested a rate increase to be effective on December 1, 2025, also beginning January 1, 2027, and for subsequent years thereafter, the rates shall be adjusted based on one hundred percent (100%) of the average change in the Consumer Price Index ("CPI") for the twelve-month period from July to June of the prior year, therefore, the first rate adjustment, effective January 1, 2027, will be based on the percentage change in CPI for the average CPI value from July 1, 2025 to June 30, 2026, compared to the average CPI from July 1, 2024 through June 30, 2025 rounded to the nearest one-hundred of a percentage and the Index to be used shall be the series CUSR0000SEHG, Water and Sewer and Trash Collection Services in U.S. city average of all urban consumers, seasonally adjusted; and

**WHEREAS**, Article XIII D of the California Constitution ("Proposition 218") establishes required procedures for increasing property related fees, including (i) mailing a written notice of the proposed fee increase ("Notice") to each parcel on which the fee will be imposed ("Identified Parcels"), and (ii) conducting a public hearing on the proposed fee increase not less than forty-five (45) days after mailing the Notice (the "Protest Hearing"); and

**WHEREAS**, Proposition 218 requires the City Council to consider all protests against the proposed rate increase, and establishes that if written protests against the proposed rate increase are presented by a majority of owners of the Identified Parcels, the City Council shall not approve the rate increase, and Proposition 218 and Government Code section 53756 allow the City Council to adopt a schedule of rate adjustments, including a formula for adjusting the rates, for a period not to exceed five years; and

**WHEREAS**, the rates proposed by Republic (Exhibit "B") were reviewed, analyzed, and negotiated between Republic and the City and at the conclusion of such analyses, the City and Republic agreed to process the proposed rate structure attendant to this resolution and present such rate structure to the City's citizenry, and under the proposed rate adjustment, commencing December 1, 2025, residential and commercial charges would increase by an increase of approximately 12.07%; and

0

**WHEREAS**, on July 9, 2025, a "Notice of Public Hearing" was mailed to all residential and commercial property owners within Suisun City boundaries served by Republic, as required by Proposition 218; and

**WHEREAS**, the Notice of Public Hearing instructed residential and commercial property owners on how to file a protest on the proposed refuse rates, in accordance with Proposition 218; and

**WHEREAS**, the City Council of the City of Suisun City held a fair and noticed public majority protest hearing as described in the Notice of Public Hearing on September 16, 2025, to consider the proposed residential and commercial solid waste collection services rate structure to be applied to commercial rate increases pursuant to the requirements under Proposition 218; and

**WHEREAS**, at said public hearing, all interested residential and commercial property owners were afforded the opportunity to protest the residential component of the proposed new refuse rate schedule, and a majority protest against the residential and commercial component of the comprehensive refuse rate structure was not received by the City Council.

**NOW, THEREFORE, THE CITY COUNCIL OF THE CITY OF SUISUN CITY, DOES HEREBY RESOLVE AS FOLLOWS:**

Section 1. The foregoing Recitals are hereby found to be true and correct and incorporated herein by this reference.

Section 2. The Council hereby ratifies the Proposition 218 process and adopts the refuse rates as set forth in Exhibit "B" hereto and the Notice of Public Hearing mailed to all residential and commercial property owners on July 9, 2025, and pursuant to Proportion 218 finds as follows:

a) *Fee for Service Provided Only*: Revenues derived from the rates may not be used for any purpose other than that for which the rate was imposed. The rates collected are used to pay Republic for the refuse collection, recycling, new organics programs, and disposal services it provides to City customers serviced by Republic pursuant to the passage of SB 1383 and other new State mandates identified in the Recitals hereto. This conclusion is further supported by all findings of fact presented at the City Council hearing, including without limitation those facts stated in the accompanying staff report, all of which evidence is incorporated herein by this reference.

b) *Fee not to Exceed Cost of Service*: Revenues derived from the rates may not exceed the funds required to provide refuse service. The City's cost for refuse and recycling service is established by the Agreement, as proposed to be amended by the Franchise Agreement, which permits Republic to recover its actual costs. It is found that Republic will accrue direct and unforeseen costs of service as a result of legal obligations pursuant to the passage of Senate Bill 1383 and other new State mandates necessitating Republic's transition into providing City with additional

0

solid waste, recycling and organics collection services and attendant fiscal impacts. This conclusion is further supported by all findings of fact presented at the City Council hearing, including without limitation those facts stated in the accompanying staff report, all of which evidence is incorporated herein by this reference.

c) *Fee not to Exceed Proportional Cost*: The amount of the rates may not exceed the proportional cost of the refuse service attributable to each parcel. Republic proposes that the proposed refuse rates are reasonably proportional and cost-based, and meet the general requirements of fairness and equity under Proposition 218. In the course of analyzing the rates attendant to this resolution, City negotiated with Republic to ensure that no categories of ratepayers are subsidizing services to other categories. This conclusion is further supported by all findings of fact presented at the City Council hearing, including without limitation those facts stated in the accompanying staff report, all of which evidence is incorporated herein by this reference.

Section 3. The Council has fully considered this matter and has:

i. Reviewed the information submitted herewith regarding the proposed solid waste service rate adjustment for residential and commercial accounts, the parcels to which the proposed fee adjustment would apply, and the reasons and basis for the adjustment and the fees;

ii. Provided Notice of the proposed fee adjustment to all parcels to which the proposed fee adjustment would apply in accordance with Article XIIID of the California Constitution;

iii. Heard and received written protests from any parcel subject to the fee;

iv. Taken and received oral and documentary evidence pertaining to the proposed fee adjustment; and

v. Been fully informed of this matter.

Section 4. Adoption of the proposed new solid waste rates is contingent upon there being no majority protest from a majority of all property owners under an omnibus protest by all those permitted to protest the proposed new rate system. (*Morgan v. Imperial Irrigation District* (2014) 223 Cal.App.4th 892.) The Council finds that insufficient written protests were presented to prevent the residential and commercial component of the proposed Republic refuse rate schedule from being imposed.

Section 5. The Council finds that based on these facts and the circumstances and information received during the public hearing, the changes in residential and commercial refuse rates are necessary and are hereby adopted. Said refuse rates shall take effect on December 1, 2025.

Section 6 The City Council finds and determines that approval of the Franchise Agreement is exempt from California Environmental Quality Act ("CEQA") review pursuant to

0

statutory and categorical exemptions including those set forth at California Code of Regulations Title 14, Sections 15061(b)(3), 15301, and 15308. Development and implementation of the amended organic waste collection services pursuant to the 2025 Agreement is a requirement of SB 1383 and CalRecycle, and is exempt from CEQA because it is an action pursuant to a regulatory requirement to assure the protection of the environment and involves procedures for protection of the environment. Furthermore, the amended organic waste collection services apply to the City's existing volume of generated solid waste where there is no expansion of use. This approval additionally is exempt pursuant to the general rule that CEQA applies only to projects that have the potential to cause a significant effect on the environment.

Section 7. The City Council finds that the public health, safety, and well-being require Solid Waste Services to be provided pursuant to an exclusive franchise agreement. The proposed Franchise Agreement with Republic, in substantially the form attached to the staff report for this item and on file in the office of the City Clerk, is approved. The Mayor is authorized to and shall execute the Second Amended and Restated Solid Waste Franchise Agreement attached hereto as Exhibit A subject to any clerical or otherwise nonsubstantive revisions deemed necessary or appropriate by the City Attorney.

Section 8. The City Manager is authorized to do all things necessary and proper to implement this resolution.

Section 9. The City Clerk shall certify to the adoption of this resolution and shall cause a certified resolution to be filed in the book of original resolutions.

Section 10. This Resolution shall become effective immediately.

**PASSED AND ADOPTED** at a Regular Meeting of the City Council of the City of Suisun City duly held on Tuesday, the 16th day of September 2025, by the following vote:

| | | |
|---|---|---|
| **AYES:** | Councilmembers: | _____ |
| **NOES:** | Councilmembers: | _____ |
| **ABSENT:** | Councilmembers: | _____ |
| **ABSTAIN:** | Councilmembers: | _____ |

**WITNESS** my hand and the seal of said City this 16th day of September 2025.

_____
Anita Skinner
City Clerk

0

# EXHIBIT A

# SECOND AMENDED AND RESTATED
# SOLID WASTE FRANCHISE AGREEMENT

0

# SOLID WASTE FRANCHISE AGREEMENT

## Executed Between the
## City of Suisun City and Solano Garbage Company
## d/b/a Republic Services of Fairfield

**This ___ day of ___ 2025**

# TABLE OF CONTENTS
# Solid Waste Franchise Agreement

## Table of Contents


**Article 1. Definitions** ..... 5
**Article 2. Term of Agreement** ..... 16
**Article 3. Conditions Governing Services Provided by Contractor** ..... 16
**Article 4. Franchise Fees and Payments** ..... 18
**Article 5. General Requirements** ..... 19
**Article 6. Collection Service Rates** ..... 25
**Article 7. Collection Service Billing** ..... 27
**Article 8. Diversion Requirements** ..... 29
**Article 9. Service Unit Types** ..... 31
**Article 10. Residential Service** ..... 32
**Article 11. MFD Service** ..... 37
**Article 12. Commercial Service** ..... 42
**Article 13. Industrial Service** ..... 47
**Article 14. City Services** ..... 48
**Article 15. Additional Services** ..... 49
**Article 16. Collection Routes** ..... 51
**Article 17. Minimum Performance Standards** ..... 52
**Article 18. Collection Equipment** ..... 54
**Article 19. Contractor's Office** ..... 57
**Article 20. Contractor Support Services** ..... 58
**Article 21. Emergency Service** ..... 62
**Article 22. Record Keeping and Reporting Requirements** ..... 63
**Article 23. Nondiscrimination** ..... 68
**Article 24. Service Inquiries and Complaints** ..... 68
**Article 25. Quality of Performance of Contractor** ..... 69
**Article 26. Performance Bond** ..... 72
**Article 27. Insurance** ..... 73
**Article 28. Hold Harmless and Indemnification** ..... 76
**Article 29. Default of Agreement** ..... 78
**Article 30. Modifications to the Agreement** ..... 80
**Article 31. Legal Representation** ..... 81
**Article 32. Conflicts of Interests** ..... 81
**Article 33. Contractor's Personnel** ..... 82
**Article 34. Exempt Waste** ..... 83
**Article 35. Independent Contractor** ..... 83
**Article 36. Laws to Govern** ..... 83
**Article 37. Consent to Jurisdiction** ..... 84

**Article 38. Assignment** ..... 84
**Article 39. Compliance with Laws** ..... 84
**Article 40. Permits and Licenses** ..... 85
**Article 41. Ownership of Written Materials** ..... 85
**Article 42. Waiver** ..... 85
**Article 43. Gift Prohibition** ..... 85
**Article 44. Point of Contact** ..... 85
**Article 45. Notices** ..... 85
**Article 46. Transition to Next Contractor** ..... 86
**Article 47. Contractor's Records** ..... 86
**Article 48. Entire Agreement** ..... 87
**Article 49. Severability** ..... 87
**Article 50. Right to Require Performance** ..... 87
**Article 51. All Prior Agreements Superseded** ..... 87
**Article 52. Headings** ..... 87
**Article 53. Exhibits** ..... 88
**Article 54. Attorneys' Fees** ..... 88
**Article 55. Commencement Date** ..... 88
**Exhibit 1 Maximum Service Rates** ..... 89
**Exhibit 2 List of City Facilities and Service Levels** ..... 91
**Exhibit 3 Collection Container Specifications** ..... 92
**Exhibit 4** Administrative Charges and Penalties ..... 94
**Exhibit 5** Customer Service Plan ..... 97
**Exhibit 6** Collection Service Operations Plan ..... 99
**Exhibit 7** Processing and Disposal Facilities ..... 109
**Exhibit 8** Sustainability and Compliance Plan ..... 111
**Exhibit 9** Education and Outreach Plan ..... 113
**Exhibit 10** Acceptable Recyclable Materials ..... 119
**Exhibit 11** ..... 120

This Solid Waste Franchise Agreement ("Agreement") is hereby entered into by and between the City of Suisun City, a general law city existing under the laws of the State of California ("City"), and Solano Garbage Company, a California Corporation d/b/a Republic Services of Fairfield ("Contractor"), as of _____, 2025, under the terms and conditions set forth herein.

## RECITALS

1 The Legislature of the State of California, by enactment of the California Integrated Waste Management Act of 1989 (the "Act") and subsequent additions and amendments (codified at California Public Resources Code § 40000 et seq.), has declared that it is in the public interest to authorize and require local agencies to make adequate provisions for garbage collection within their jurisdiction.

2 The State of California has found and declared that the amount of garbage generated in California, coupled with diminishing landfill space and potential adverse environmental impacts from landfilling and the need to conserve natural resources, have created an urgent need for State and local agencies to enact and implement an aggressive integrated waste management program. The State has, through enactment of the Act, directed the responsible State agency, and all local agencies, to promote disposal site diversion and to maximize the use of feasible garbage reduction, re-use, recycling, and composting options to reduce the amount of garbage that must be disposed of in disposal sites.

3 Pursuant to the Suisun City Code (the "City Code") and California Public Resources Code § 40059(a) as may be amended from time to time, City has determined that the public health, safety, and well-being require that an exclusive right be awarded to a qualified contractor to provide for the collection of garbage, recyclable materials, and organic waste materials, except for collection of materials excluded in the City Code, and other services related to meeting the Act's fifty percent (50%) diversion goal and other requirements of the Act.

4 City further declares its intent to regulate and set the maximum rates Contractor may charge Service Recipients for the collection of garbage, recyclable materials, and organic waste materials.

5 The City Council has determined that Contractor, by demonstrated experience, reputation, and capacity, is qualified to provide for the collection of garbage, recyclable materials, and organic waste materials within the corporate limits of City and the transportation of such material to appropriate places for processing, recycling, composting, and/or disposal; and City Council desires that Contractor be engaged to perform such collection services on the basis set forth in this Agreement; and Contractor has represented that it has the ability and capacity to provide for the collection of garbage, recyclable materials, and organic waste materials within the corporate limits of City and the transportation of such material to appropriate places for processing, recycling, composting, and/or disposal.

6 By Resolution No. ___, the City Council of City duly approved this Agreement, together with the Franchise Fee, Vehicle Impact Mitigation Fee, Contractor payments to City, and other City-imposed fees provided for in the Agreement (collectively "City-Imposed Fees"), and found and determined that such City-Imposed Fees were both necessary and reasonably reflect, or are less than, the actual costs City that will incur in the administration of the contracted services, compliance with mandatory state laws and regulations related to the contracted services, and to mitigate the impacts contracted services will have on City streets.

# OPERATIVE PROVISIONS

Now, therefore, in consideration of the mutual covenants, agreements, and consideration contained in this Agreement, City and Contractor agree as follows:

## Article 1. Definitions

For the purpose of this Agreement, the definitions contained in this Article apply unless otherwise specifically stated. When not inconsistent with the context, words used in the present tense include the future, words in the plural include the singular, and words in the singular include the plural. Use of the masculine gender includes the feminine gender. The meaning of terms or words not defined in this Article will be as defined in the Integrated Waste Management Act, or if not defined therein, then as commonly understood in the Solid Waste Collection industry when the common understanding is uncertain.

1.01 AB 341. "AB 341" means State of California Assembly Bill No. 341 approved October 5, 2011. AB 341 requires businesses, defined to include commercial or public entities that generate more than 4 cubic yards of commercial Solid Waste per week or multifamily residential dwellings of 5 units or more, to arrange for Recycling services and requires jurisdictions to implement a commercial Solid Waste Recycling program.

1.02 AB 827. "AB 827" means State of California Assembly Bill No. 827 approved October 02, 2019. AB 827 requires businesses that are mandated to recycle under AB 341 ("MCR") and/or mandated to recycle Organic Waste under AB 1826 ("MORe") or SB 1383 and that provide customers access to the business, to provide customers with a Recyclable Materials bin and/or Organic Waste Collection bin for those waste streams that is visible, easily accessible, and adjacent to each Bin or Container for trash.

1.03 AB 939. "AB 939" or "The Act" means "The California Integrated Waste Management Act of 1989", codified in part in Public Resources Code §§ 40000 et seq., and such regulations adopted by California Department of Resources Recycling and Recovery (CalRecycle) for implementation of the Act, or its successor agency, including but not limited to, the Jobs and Recycling Act of 2011 (AB 341), SB 1016 (Chapter 343, Statues of 2008 [Wiggins, SB 1016]), and the Mandatory Commercial Organics Recycling Act (AB 1826).

1.04 AB 1594. "AB 1594" means State of California Assembly Bill No. 1594, approved September 28, 2014. AB 1594 provides that as of January 1, 2020, the use of green material as Alternative Daily Cover does not constitute Diversion through Recycling and would be considered Disposal.

1.05 AB 1826. "AB 1826" means State of California Assembly Bill No. 1826, approved September 28, 2014. AB 1826 requires each jurisdiction, on and after January 1, 2016, to implement an Organic Waste Recycling program to Divert from the landfill Organic Waste from businesses. Each business meeting specific Organic Waste or Solid Waste generation thresholds phased in from April 1, 2016, to January 1, 2020, is required to arrange for Organic Waste Recycling services.

1.06 AB 3036. "AB 3036" means State of California Assembly Bill No. 3036, approved September 27, 2018. AB 3036 prohibits a County, City, District, or local government agency from subjecting the hauling of certain byproducts from the processing of food or beverages to an exclusive franchise, contract, license, or permit.

1.07 Administrative Charges and Penalties. "Administrative Charges and Penalties" means those charges listed in Exhibit 4 to this Agreement.

1.08 Agreement. "Agreement" means the written Solid Waste Franchise Agreement between the City and the Contractor covering the work to be performed, as well as all contract documents attached to the agreement and made a part thereof.

1.09 Agreement Administrator. "Agreement Administrator" means the City Manager, or his or her designee, designated to administer and monitor the provisions of the Agreement.

1.10 Agreement Year. "Agreement Year" means each twelve (12) month period from July 1 to June 30 during the Term of this Agreement.

1.11 Alternative Fuel Vehicle. "Alternative Fuel Vehicle" means a vehicle whose engine uses a fuel other than gasoline or diesel fuel, such as compressed natural gas (CNG) or other fuel with comparably low emissions of air pollutants regulated under the California Clean Air Act, Health, and Safety Code §§ 39000 et seq. or the South Coast Air Quality Management District's rules and regulations including Rule 1193.

1.12 Applicable Law. "Applicable Law" shall mean all federal, state, county, and local laws, regulations, rules, orders, judgments, decrees, permits, approvals, or other requirements of any governmental agency having jurisdiction over an aspect of this Agreement that are in force on the Effective Date, and as may be enacted, issued, or amended thereafter, including, without limitation, the City Code, the California Integrated Waste Management Act of 1989 (Public Resources Code §§ 40000 et seq.) as amended as of the Effective Date, inclusive (without exclusion to other amendments not referenced here) of AB 939, AB 341, AB 1826, AB 1594, SB 1383, and inclusive of all regulations implementing the same. It shall also include SB 54, the Plastic Pollution Prevention and Packaging Producer Responsibility Act, when associated regulations become effective, and the California Air Resources Board Advanced Clean Fleets regulations (2023).

1.13 Bin. "Bin" means a metal or plastic waste Container designed or intended to be mechanically serviced by a commercial front-end loader vehicle. It shall be designed to hold from one (1) to six (6) cubic yards of material with the lid properly closed. The specifications for Contractor-provided Bins are set forth in Exhibit 3.

1.14 Biohazardous or Biomedical Waste. "Biohazardous or Biomedical Waste" means any waste which may cause disease or reasonably be suspected of harboring pathogenic organisms; included are waste resulting from the operation of medical clinics, hospitals, and other facilities processing wastes, which may consist of, but are not limited to, human and animal parts, contaminated bandages, pathological specimens, hypodermic needles, sharps, contaminated clothing, and surgical gloves.

1.15 Box. "Box" means a large open-top rectangular metal Container used to store and transport Solid Waste, Recyclable Materials, Green Waste, Construction and Demolition Debris, or other materials, Collected using a special vehicle equipped with hooks and a winch to pull the Box onto the flat bed of the truck for transport.

1.16 Bulky Waste. "Bulky Waste" means furniture, household appliances, shipping crates and containers, carpets, mattresses, oversized yard waste such as tree trunks and large branches if no larger than two feet in diameter and four feet in length, and similar large bulky or heavy items not normally discarded on a regular basis at a residential, commercial, or business establishment and which do not fit in a regular Collection Container and require special handling due to their size but can be Collected and transported without the assistance of special loading equipment (such as forklifts or cranes) and without violating vehicle load limits. "Bulky Waste" does not include Construction and Demolition Debris, Household Hazardous Waste, or Electronic Waste, the latter of which is regarded as Universal Waste and the Disposal of which is governed by the Department of Toxic Substances Control.

1.17 Business Day. "Business Day" means any Monday through Friday, excluding any Holidays as defined in Section 1.58.

1.18 Calendar Year. "Calendar Year" means each twelve (12) month period from January 1 to December 31.

1.19 Cart. “Cart” means a heavy plastic receptacle with a rated capacity of at least twenty (20) and not more than one hundred (100) gallons, having a hinged tight-fitting lid and wheels, that is provided by the Exclusive Franchise Solid Waste Contractor, approved by the City, and used by Service Recipients for Collection, accumulation, and removal of Solid Waste from commercial, industrial, or residential Premises in connection with Exclusive Franchise Solid Waste Collection. The specifications for Contractor-provided Carts are set forth in Exhibit 3.

1.20 CERCLA. “CERCLA” means the Comprehensive Environmental Response, Compensation and Liability Act of 1980, 42 U.S.C. §§ 9601 et seq., as may be amended and regulations promulgated thereunder.

1.21 Change in Law. “Change in Law” means the occurrence after the Commencement Date of any of the following events or conditions which have a material and adverse effect on the performance by the Parties of their respective obligations under this Agreement (except for payment obligations), or on the siting, design, permitting, acquisition, construction, equipping, financing, ownership, possession, management operation, or maintenance of the operating assets or providing the franchise service or other matters to which Applicable Law applies:

A. The enactment, adoption, promulgation, issuance, modification, or written change of or in Applicable Law, including but not limited to new or increased fees and charges imposed by the State of California, U.S. Federal government, City of Suisun City, or County of Solano, directly related to the Collection, handling, processing, Recycling, or Disposal of Solid Waste, or the enactment, adoption, promulgation, issuance, modification, or written change in administrative or judicial interpretation on or after Effective Date of any Applicable Law. Change in Law explicitly precludes any changes in laws or regulations promulgated by any government agency or regulatory body outside of the United States’ jurisdiction;

B. The order or judgment of any U.S. Federal Governmental Body, California State Government Body, City Government Body, or Solano County Government Body, on or after the Effective Date, to the extent such order or judgment is not the result of willful or negligent action, error or omission, or lack of reasonable diligence of the City or of the Contractor, whichever is asserting the occurrence of a Change in Law; provided, however, that the contesting in good faith or the failure in good faith to contest any such order or judgment shall not constitute or be construed as such a willful or negligent action, error or omission, or lack of reasonable diligence; or

C. The denial of an application for, delay in the review, issuance, or renewal of, suspension, termination, interruption, or imposition of a new or more stringent condition in connection with the issuance, renewal, or failure of issuance or renewal on or after the Effective Date of any legal entitlement to the extent that such denial, delay, suspension, termination, interruption, imposition, or failure materially and adversely interferes with the performance of this Agreement, of and to the extent that such denial, delay, suspension, termination, interruption, imposition, or failure is not the result of willful or negligent action, error or omission, or a lack of reasonable diligence of the City or of the Contractor, whichever is asserting the occurrence of a Change of Law; provided, however, that the contesting in good faith or failure in good faith to contest any such denial, delay, suspension, termination, interruption, imposition, or failure shall not be construed as such a willful or negligent action, error or omission, or lack of reasonable diligence.

1.22 City. “City” means the City of Suisun City, California, including any unincorporated areas of the County that may be annexed by the City during the Initial Term and all extensions.

1.23 City Code. “City Code” means the Suisun City Code.

1.24 City Collection Service. “City Collection Service” means City Garbage Collection Service, Bulky Waste Collection Services, City Organic Waste Collection Service, City Recyclable Materials Service, and City-Sponsored Events Services as more particularly described immediately below.

A. City Garbage Collection Service. “City Garbage Collection Service” means the Collection of Garbage, by Contractor, from City Service Units in the Service Area, and the delivery of that Garbage to the Disposal Facility.

B. City Organic Waste Collection Service. “City Organic Waste Collection Service” means the Collection of Organic Waste, by Contractor, from City Service Units in the Service Area, and the delivery of those Organic Waste materials to the Organic Waste Processing Facility.

C. City Recyclable Materials Service. “City Recyclable Materials Service” means the Collection of Recyclables Materials by the Contractor from City Service Units in the Service Area, and the delivery of those Recyclable Materials to the Materials Recovery Facility.

D. City-Sponsored Event Services. “City-Sponsored Event Services” means on-call Collection Services at City-Sponsored Events.

1.25 City Facility. “City Facility(ies)” means any building or other site that the City owns, leases, or occupies that are listed in Exhibit 2.

1.26 City Manager. “City Manager” means the City Manager of the City of Suisun City, or his or her designated representative, or any employee of the City who succeeds to the duties and responsibilities of the City Manager.

1.27 Collect, Collection, and Collected. “Collect”, “Collection”, and “Collected” all refer to the removal of Solid Waste from a Service Unit and transportation to the Disposal Facility, Organic Waste Processing Facility, Materials Recovery Facility, or Transfer Station, as appropriate.

1.28 Collection Container. “Collection Container” means a Bin, Cart, Debris Box or Roll-Off Container that is approved by the Agreement Administrator for use by Service Recipients for Collection Services under this Agreement.

1.29 Collection Services. “Collection Services” means Contractor’s obligations under this Agreement to Collect Solid Waste within the Service Area. Collection Service includes Residential Collection Service, Multi-Family Dwelling (MFD) Collection Service, Commercial Collection Service, and City Collection Service.

1.30 Collection Vehicle. “Collection Vehicle” means a licensed vehicle that has all required licenses to provide Collection Service and that has been approved by the Agreement Administrator for use under this Agreement.

1.31 Commencement Date. “Commencement Date” has the meaning specified in Section 2.01 of this Agreement.

1.32 Commercial Collection Service. “Commercial Collection Services” means Collection Service provided to Commercial Service Units. Commercial Collection Service specifically includes the following:

A. Commercial Garbage Collection Service. The Collection of Garbage by Contractor from Commercial Service Units in the Service Area, and the delivery of that Garbage to the Disposal Facility.

B. Commercial Organic Waste Collection Service. The Collection of Organic Waste, by Contractor, from Commercial Service Units in the Service Area and the delivery of those Organic Waste materials to the Organic Waste Processing Facility.

C. Commercial Recyclable Materials Collection Service. The Collection of Recyclable Materials, by Contractor, from Commercial Service Units in the Service Area, and the delivery of those Recyclable Materials to the Materials Recovery Facility.

1.33 Compactor. "Compactor" means any Collection Container which has a compaction mechanism, whether stationary or mobile.

1.34 Compost. "Compost" means the act or product of the controlled biological decomposition of Organic Wastes that are Source Separated or are separated at a centralized facility. Compost may also include the product of anaerobic digestion or other conversion technologies.

1.35 Construction and Demolition Debris. "Construction and Demolition Debris" means discarded materials removed from Premises, resulting from construction, renovation, remodeling, repair, deconstruction, or demolition operations on any pavement, house, commercial building, or other structure or from landscaping. Such materials include, but are not limited to: "inert wastes" as defined in Public Resources Code § 41821.3(a)(1) (rock, concrete, brick, sand, soil, ceramics and cured asphalt); gravel; plaster; gypsum wallboard; aluminum; glass; plastic pipe; roofing material; carpeting; wood; masonry; trees; remnants of new materials, including paper, plastic, carpet scraps, wood scraps, scrap metal, building materials, and packaging; and rubble resulting from construction, remodeling, renovation, repair and demolition operations on pavements, houses, commercial buildings, and other structures.

1.36 Consumer Price Index (CPI). "CPI" means both the index sets published by the United States Department of Labor, Bureau of Labor Statistics and, more specifically, Consumer Price Index series CUSR0000SEHG, Water and Sewer and Garbage Collection Services in U.S. city average, all urban consumers, seasonally adjusted.

1.37 Container. "Container" means a Collection Container.

1.38 Contaminant. "Contaminant" or "Contamination" means any material or substance placed into or found in a Collection Container, other than the type of material for which that Collection Container is intended or reserved. For example, anything that is not Recyclable Materials is a Contaminant if placed into or found in a Recyclable Materials Collection Container; anything that is not Organic Waste is a Contaminant if placed into or found in an Organic Waste Collection Container; and anything that is not Trash is a Contaminant if placed into or found in a Trash Collection Container.

1.39 Contractor. "Contractor" means Solano Garbage Company, a California Corporation d/b/a Republic Services of Fairfield, which has entered into this Agreement.

1.40 County. "County" means Solano County, California.

1.41 Customer. "Customer" means the owner, occupant, or user of Premises at which Solid Waste is generated and then Collected by Contractor. Customers include Residential Customers, MFD Customers, and Commercial Customers. City is also a receiver of Collection Services, but not a Customer.

1.42 Dispose or Disposal. "Disposal" or "Dispose" means the final disposition of Solid Waste at a permitted landfill or other permitted Solid Waste Disposal facility, as defined in California Public Resources Code § 40192(b).

1.43 Disposal Facility. "Disposal Facility" means the permitted place or places listed in Exhibit 7 for the Disposal of Garbage or other materials as appropriate and acceptable.

1.44 Diversion or Divert. "Diversion" and "Divert" refer to the programs and activities that reduce or eliminate the Disposal of Solid Waste in landfills, which can include source reduction, reuse, salvage, Recyclable Materials, and Composting.

1.45 Diversion Compliance. "Diversion Compliance" means compliance with Diversion requirements under the Act and applicable CalRecycle regulations. Should there be a Change in Law for Diversion Compliance, Contractor may request a rate adjustment pursuant to Section 30.02.

1.46 Dwelling Unit. "Dwelling Unit" means a building or part of a building designed for residential use by a single independent housekeeping unit and having separate exterior access, toilet, and facilities for cooking and sleeping.

1.47 Edible Food. "Edible Food" has the same meaning as found in § 8.10.030 of the City Code. Edible Food means food intended for human consumption. For purposes of this Agreement, Edible Food is not Solid Waste if it is recovered and not discarded. Nothing in this Agreement requires or authorizes the recovery of food that does not meet the food safety requirements of the California Retail Food Code.

1.48 Edible Food Recovery. "Edible Food Recovery" means the actions to Collect and distribute Edible Food and distributing it to local food recovery organizations from places where it would otherwise go to waste, such as, but not limited to, restaurants, grocery stores, produce markets, school cafeterias, or dining facilities.

1.49 Effective Date. "Effective Date of Agreement" shall mean the date on which the Agreement is signed by the duly authorized representatives and the parties and delivered by the last of the parties to sign and deliver.

1.50 Electronic Waste (E-Waste). "E-Waste" means electronic equipment such as stereos, televisions, computers, and other similar items Collected from Single-Family Dwelling (SFD) Service Units or MFD Service Units.

1.51 Exempt Waste. "Exempt Waste" consists of "Excluded Waste" as defined in § 8.10.030 of the City Code as well as Biohazardous or Biomedical Waste, Hazardous Waste, Sludge, automobiles, automobile parts, boats, boat parts, boat trailers, internal combustion engines, lead-acid batteries, dead animals, and those wastes under the control of the Nuclear Regulatory Commission.

1.52 Food Waste. "Food Waste" means (1) food scraps, including all edible or inedible food such as, but not limited to, fruits, vegetables, meat, poultry, seafood, shellfish, bones, rice, beans, pasta, bread, cheese, coffee grounds, and eggshells; and (2) food-soiled paper, which is compostable paper material that has come in contact with food or liquid, such as, but not limited to, compostable paper plates, paper coffee cups, napkins, and pizza boxes. Food Waste excludes fats, oils, and grease when such materials are Source Separated from other Food Waste.

1.53 Franchise Fee. "Franchise Fee" means a payment that the Contractor has voluntarily agreed to pay to City in consideration of the exclusive rights granted by the City under this Agreement. City and Contractor acknowledge and agree that the amount of the Franchise Fee is the result of bona fide, arms-length negotiations between City and Contractor. Contractor further acknowledges and agrees that the amount of the Franchise Fee represents the City's costs associated with this Agreement, payment for use of government property (including but not limited use of the public rights-of-way), and the repairing of impacts of Solid Waste Collection Service on government property. Contractor is not required by this Agreement or any City ordinance, resolution, or regulation to charge the Franchise Fee to Customers, but is a cost of doing business. Because the Franchise Fee represents a cost to Contractor in performing services pursuant to this Agreement, Contractor may, in its sole discretion, include an amount equal to the Franchise Fee in Contractor's compensation.

1.54 Garbage. "Garbage" means all putrescible and non-putrescible solid, semi-solid, and associated liquid waste generated or accumulated through the normal activities of a Premises. Garbage does not include Recyclable Materials, Organic Waste, or Bulky Waste that is source-separated and set out for purposes of Collection and Recycling.

1.55 Green Waste. “Green Waste” means grass clippings, leaves, landscape and pruning waste, wood materials from trees and shrubs, and other forms of organic materials generated from landscapes or gardens.

1.56 Gross Revenue. “Gross Revenue” means all monetary amounts actually Collected or received by Contractor for the provision of all services pursuant to this Agreement, including, but not limited to: all receipts from Service Recipients, inclusive of late charges, Contamination charges, Franchise Fees, or any other cost of doing business. “Gross Revenue”, for purposes of this Agreement, does not include revenues generated from the sale of Recyclable Material, Compost, or energy; or grants, cash awards, State of California Department of Conservation payments, or rebates resulting from the performance of this Agreement.

1.57 Hazardous Waste. “Hazardous Waste” shall have the meaning set forth in California Code of Regulations, Title 14 §17225.32 and Health and Safety Code §25117, or successor laws and regulations as may be amended from time to time.

1.58 Holiday. “Holiday” means New Year’s Day, Martin Luther King Jr. Day, Presidents’ Day, Memorial Day, Juneteenth, Independence Day, Labor Day, Veterans Day, Thanksgiving Day, the day after Thanksgiving, Christmas Day, and any other day recognized as a holiday by resolution of the City Council.

1.59 Household Hazardous Waste (HHW). “HHW” means that waste resulting from products purchased by the general public for household use which, because of its quantity, concentration, or physical, chemical, or infectious characteristics, may pose a substantial known or potential hazard to human health or the environment when improperly treated, Disposed, or otherwise managed, or, in combination with other Solid Waste, may be infectious, explosive, poisonous, caustic, or toxic, or exhibit any of the characteristics of ignitability, corrosivity, reactivity, or toxicity as per California Code of Regulations Title 22, Division 4.5, Chapter 11, § 66261.3.

1.60 Kitchen Food Waste Pail. “Kitchen Food Waste Pail” means a plastic receptacle with a rated capacity not exceeding two and one-half (2.5) gallons, having a hinged lid, suitable for use in a SFD Service Unit for temporary storage of SFD Organic Waste that is approved for such purpose by City.

1.61 Materials Recovery Facility. “Materials Recovery Facility” means the facility listed in Exhibit 7 to which Recyclable Materials are brought for separation into marketable Recyclable Materials.

1.62 Maximum Service Rate. “Maximum Service Rate” means the maximum amount that Contractor may charge Service Recipients for Solid Waste Collection, as listed in Exhibit 1, and as may be adjusted in accordance with the provisions of this Agreement.

1.63 Multi-Family Dwelling (MFD). "Multi-Family Dwelling" and "MFD" mean any building or structure, or portion thereof, including but not limited to Mobile Home Parks, used for residential purposes, and having five (5) or greater distinct living units.

1.64 Multi-Family Dwelling (MFD) Collection Service. “MFD Collection Service” means Collection Service that serves a Multi-Family Dwelling, and specifically includes the following:

A. MFD Garbage Collection Service. The Collection of Garbage, by Contractor, from MFD Service Units in the Service Area, and the delivery of that Garbage to the Disposal Facility.

B. MFD Bulky Waste Collection Service. The periodic on-call Collection of Bulky Waste, by Contractor, from MFD Service Units in the Service Area and the delivery of those Bulky Waste to the Disposal Facility, Materials Recovery Facility, or such other facility as may be appropriate under the terms of this Agreement. MFD Bulky Waste Collection Service may include the Collection of Bulky Waste using Roll-Off Containers.

C. MFD Organic Waste Collection Service. The Collection of Organic Waste, by Contractor, from MFD Service Units in the Service Area, and the delivery of those Organic Waste materials to the Organic Waste Processing Facility.

D. MFD Recyclable Materials Service. The Collection of Recyclables Materials by the Contractor from MFD Service Units in the Service Area, and the delivery of those Recyclable Materials to the Materials Recovery Facility.

1.65 Non-Collection Notice. "Non-Collection Notice" means a written notice approved by the Agreement Administrator that notifies a Service Recipient of the reason Contractor did not Collect Solid Waste set out for Collection.

1.66 Organic Waste. "Organic Waste" has the same meaning as set forth in § 8.10.030 of the City Code and means Food Waste, Green Waste, Wood Waste, and food-soiled paper waste that is mixed in with Food Waste. Plastic bags, including compostable plastic bags, are not accepted in the City's Organic Materials Collection program unless otherwise determined mutually by City and Contractor. Paper products and printing and writing paper, each as defined in SB 1383, may be placed in either the Recyclable Materials Container or the Organic Waste Container. Carpet and textiles, as well as compostable plastic materials, may not be placed in either the Recyclable Materials Container or the Organic Waste Container.

1.67 Organic Waste Collection Service. "Organic Waste Collection Service" means the Collection of Organic Waste from Service Units, and the delivery of those Organic Waste materials to the Organic Waste Processing Facility.

1.68 Organic Waste Processing Facility. "Organic Waste Processing Facility" means the facility designed, operated, and legally permitted for the purpose of receiving and processing Food Waste, Green Waste, and Organic Waste listed in Exhibit 7.

1.69 Overage. "Overage" means Solid Waste set out for Collection either on top of or outside of a Container or in any manner that either prevents the Container lid from completely closing or potentially causes Solid Waste to spill during Collection by Contractor's vehicles.

1.70 Premises. "Premises" means any land or building in the City where waste is generated or accumulated.

1.71 Prohibited Container Contaminants. "Prohibited Container Contaminants" means any of the following, but does not include Organic Waste specifically allowed for Collection in a Container that is required to be transported to a high Diversion Organic Waste processing facility if the waste is specifically identified as acceptable for Collection in that Container in a manner that complies with the requirements of 14 CCR §§ 18984.1, 18984.2, or 18984.3: (A) Non-Organic Waste placed in a Collection Container designated for Organic Waste provided pursuant to 14 CCR §§ 18984.1 or 18984.2; (B) Organic Wastes that are carpet, hazardous Wood Waste, or non-compostable paper placed in the Collection Container that is part of an Organic Waste Collection Service provided pursuant to 14 CCR §§ 18984.1 or 18984.2; (C) Organic Wastes placed in a Collection Container designated for Garbage, that pursuant to 14 CCR § 18984.1 or 18984.2 were intended to be Collected separately in a Collection Container designated for Organic Waste or Recyclable Materials; (D) Organic Wastes placed in the Collection Container designated for Recyclable Materials shall be considered Prohibited Container Contaminants when those wastes were specifically identified in this Agreement, or through local ordinance for Collection in the Container designated for Organic Waste, or mutually agreed to and promulgated by the City and Contractor. Paper products, printing and writing paper, wood, and dry lumber may be considered acceptable and not considered Prohibited Container Contaminants if they are placed in Collection Container designated for Recyclable Materials; and (E) Exempt Waste placed in any Collection Container.

1.72 Quarter. "Quarter" means a three-month period during a Calendar Year. The first Quarter is January through March. The second Quarter is April through June. The third Quarter is July through September. The fourth Quarter is October through December.

1.73 Rate Year. "Rate Year" means the period of July 1 to June 30 for each year during the Term of this Agreement.

1.74 Recyclable Materials. "Recyclable Materials" means those materials that are separated from Solid Waste prior to Disposal to be recycled, consistent with the requirements of the Act. Recyclable Materials that can be placed in the Recyclable Materials Container are listed in Exhibit 10, and the term also includes any other items determined by the Agreement Administrator.

1.75 Recycling. "Recycling" means the process of Collecting, sorting, cleansing, treating, and/or marketing Recyclable Materials that would otherwise become Garbage, and returning them to the economic mainstream in the form of raw material for new, reused, or reconstituted products which meet the quality standards necessary to be used in the marketplace. The Collection, transportation, or Disposal of Solid Waste not intended for, or capable of, reuse is not Recycling. "Recycling" does not include transformation as defined in Public Resources Code § 40201. Paper products and printing and writing paper, each as defined in SB 1383, may be placed in either the Recyclable Materials Container or the Organic Waste Container. Carpet and textiles, as well as compostable plastic materials, may not be placed in either the Recyclable Materials Container or the Organic Waste Container.

1.76 Residential Collection Service. "Residential Collection Service" means ongoing regularly scheduled Collection of Solid Waste by an Exclusive Franchise from Residential Service Units and MFD Service Units, and the delivery of that Solid Waste to the Disposal Facility, Materials Recovery Facility, and/or Organic Waste Processing Facility.

1.77 Residential Premises. "Residential Premises" means: (i) any building or structure, or portion thereof, that is used for residential housing purposes and has four (4) or fewer distinct living units; and (ii) any multiple-unit residential complex which, with the prior written approval of the City Manager, receives Solid Waste Collection using standard residential Containers.

1.78 Roll-Off Container. "Roll-Off Container" means a metal Container with a capacity of ten (10) or more cubic yards that is normally loaded onto a specialized Collection vehicle and transported to the appropriate facility.

1.79 SB 1383. "SB 1383" means State of California Senate Bill 1383, Short-lived Climate Pollutants: Organic Waste Reductions, approved September 19, 2016, and the regulations implementing the law, Title 14, Code of California Regulations (CCR), Chapter 12.

1.80 SB 54. "SB 54" means State of California Senate Bill 54, Plastic Pollution Prevention and Packaging Producer Responsibility Act, approved June 30, 2022, and the regulations implementing the law, adding Chapter 3 within Part 3 of Division 30 of the California Public Resources Code.

1.81 Self-Haul. "Self-Haul" means the Collection of Solid Waste by the resident, owner, or occupant of the Premises on which the Solid Waste was generated, pursuant to a City-issued permit and in accordance with the requirements of the City Code.

1.82 Service Area. "Service Area" means that area within the city limits of the City of Suisun City designated by City as the Service Area.

1.83 Service Recipient. "Service Recipient" means an individual or entity receiving Collection Service. Service Recipient and Customer are used interchangeably depending on context.

1.84 Service Unit. "Service Unit" means a single subscriber to Contractor's Solid Waste Collection. Service Unit specifically includes the following:

A. City Service Unit. City Facility(ies) that utilize a Bin, Cart, or Roll-Off Container(s) for the accumulation and set-out of Solid Waste. City Service Units are the properties set forth in Exhibit 2 and may be modified by written notice to Contractor by the City.

B. Commercial Service Unit. All retail, professional, wholesale, and industrial facilities, as well as other commercial enterprises offering goods or services to the public, that utilize a Garbage Bin, Cart, Compactor, or Roll-Off Container for the accumulation and set-out of Commercial Solid Waste.

C. Multi-Family Dwelling (MFD) Service Unit. A "MFD Service Unit" refers to any Multi-Family Dwelling Unit in the Service Area utilizing a Cart for the accumulation and set out of Solid Waste originating from MFD Residential Premises.

1.85 Single-Family Dwelling (SFD) Service Unit. "Single-Family Dwelling" and "SFD" shall mean any building or structure, or portion thereof, including but not limited to Mobile Home Parks, used for residential purposes, and having four (4) or fewer distinct living units. A SFD Service Unit refers to any Single-Family Dwelling Unit in the Service Area utilizing a Cart for the accumulation and set out of Solid Waste originating from SFD Residential Premises. The term SFD Service Unit is inclusive of all SFD Dwelling Units regardless of how many SFD Dwelling Units sit on a single parcel; though multiple Dwelling Units may exist on one parcel, to the extent that one SFD Dwelling has four (4) or fewer distinct living units, it shall be treated as a SFD Service Unit.

1.86 SFD Collection Service. "SFD Collection Service" means SFD Garbage Collection Service, SFD Recyclable Materials Service, SFD Organic Waste Collection Service, and SFD Bulky Waste Collection Service.

A. SFD Garbage Collection Service. The Collection of Garbage, by Contractor, from SFD Service Units in the Service Area, and the delivery of that Garbage to the Disposal Facility.

B. SFD Bulky Waste Collection Service. The periodic on-call Collection of Bulky Waste, by Contractor, from SFD Service Units in the Service Area, and the delivery of those Bulky Waste to the Disposal Facility, Materials Recovery Facility, or other such facility as may be appropriate under the terms of this Agreement. SFD Bulky Waste Collection Service does not include the Collection of Bulky Waste using Roll-Off Containers.

C. SFD Organic Waste Collection Service. The Collection of Organic Waste, by Contractor, for SFD Service Units in the Service Area, and the delivery of those Organic Waste Materials to the Organic Waste Processing Facility.

D. SFD Recyclable Materials Service. The Collection of Recyclable Materials, including dry-cell household batteries when set out by the Service Recipient in heavy duty plastic bags and placed on the Recyclable Materials Cart, by the Contractor from SFD Service Units in the Service Area the delivery of those Recyclable Materials to the Materials Recovery Facility.

1.87 Single-Family Dwelling or SFD. "Single-Family Dwelling" or "SFD" means any residential Premises with four (4) or fewer single attached Dwelling Units, each designed for use by one bona fide housekeeping group.

1.88 Sludge. "Sludge" means the accumulated solids, residues, and precipitates generated as a result of waste treatment or processing, including wastewater treatment, water supply treatment, or operation of an air pollution control facility, as well as mixed liquids and solids pumped from septic tanks,

grease traps, privies, or similar disposal appurtenances, or any other such waste having similar characteristics or effects.

1.89 Solid Waste. "Solid Waste" means all putrescible and non-putrescible solid, semisolid, and liquid wastes, including Garbage, trash, refuse, paper, rubbish, ashes, industrial wastes, demolition and construction wastes, abandoned vehicles and parts thereof, discarded home and industrial appliances, dewatered, treated, or chemically fixed sewage Sludge which is not Hazardous Waste, vegetable or animal solid and semisolid wastes, and other discarded solid and semisolid wastes, as set forth in California Public Resources Code § 40191(a)(b), as amended from time to time. Solid Waste includes Recyclable Materials but does not include (1) Hazardous Waste; (2) radioactive waste regulated pursuant to the Health and Safety Code §§ 114960 et seq.;(3) medical waste regulated pursuant to the Health and Safety Code §§ 117600 et seq.; and (4) Exempt Waste.

1.90 Solid Waste Collection. "Solid Waste Collection" means the Collection of Garbage, Recyclable Materials, and Organic Waste within the corporate limits of City, and the transportation of such material to appropriate places for processing, Recycling, Composting, and/or Disposal.

1.91 Source Separated. "Source Separated" means materials that have been kept separate in the Solid Waste stream, at the point of generation, for the purpose of additional sorting or processing in order to return them to the economic mainstream in the form of raw material for new, reused, or reconstituted products, which meet the quality standards necessary to be used in the marketplace, or as otherwise defined in 14 CCR § 17402.5(b)(4).

1.92 Source Reduction and Recycling Element (SRRE). "SRRE" means a formal planning document that demonstrates how the City will comply with the Act's Diversion goals.

1.93 Term. "Term" means the time period or duration for which the Agreement is in effect.

1.94 Tier One Commercial Edible Food Generator. "Tier One Commercial Edible Food Generator", defined within SB 1383, means a commercial Edible Food generator that has an SB 1383 compliance deadline of January 1, 2022. Tier One Generators may include supermarkets; grocery stores with a total facility size equal to or greater than 10,000 square feet; food service providers that serve institutional, governmental, commercial, or industrial locations; food distributors; and/or wholesale food vendors.

1.95 Tier Two Commercial Edible Food Generator. "Tier Two Commercial Edible Food Generator", defined within SB 1383, means a commercial Edible Food generator that has an SB 1383 compliance deadline of January 1, 2024. Tier Two Generators may include restaurants with 250 or more seats or a total facility size equal to or greater than 5,000 square feet; hotels with an on-site food facility and 200 or more rooms; health facilities with an on-site food facility and 100 or more beds; large venues (permanent venue facilities that annually seat or serve an average of more than 2,000 individuals within the grounds of the facility per day of operation); large events (events that serve an average of more than 2,000 individuals per day of operation of the event, at a location that includes, but is not limited to, a public, nonprofit, or privately owned park, parking lot, golf course, street system, or other open space when being used for an event); state agencies; and/or local education agencies.

1.96 Transfer Station. "Transfer Station" means the place or places listed in Exhibit 7 for conveyance of Solid Waste Collected by Contractor into larger vehicles prior to transportation of the Solid Waste to the Disposal Facility or Processing Facility.

1.97 Unicycling. "Unicycling" means a method of separating trash and Recyclable Materials in a single Collection Container. Garbage materials are Collected in bags and deposited into the Collection Container, and Recyclable Materials are deposited into the Collection Container loose and unbagged.

1.98 Universal Waste or U-Waste. "Universal Waste" or "U-Waste" means electronic devices, dry-cell batteries, non-empty aerosol cans, fluorescent lamps, fluorescent bulbs, mercury thermostats, and other mercury-containing equipment.

1.99 Waste. "Waste" means the useless, unused, unwanted, or discarded material and debris resulting from normal residential and commercial activity or materials which, by their presence, may injuriously affect the health, safety, and comfort of persons or depreciate property values in the vicinity thereof, but does not include Exempt Waste.

1.100 Waste Generator. "Waste generator" means any person, as defined by the most current version of the Public Resources Code, whose act or process produces Solid Waste as defined in that same code, or whose act first causes Solid Waste to become subject to regulation.

1.101 Workday. "Workday" means any day, Monday through Saturday, that is not a Holiday as set forth in this Agreement.

1.102 Wood Waste. "Wood Waste" means Solid Waste consisting of stumps, large branches, tree trunks, and wood pieces or particles that are generated from the manufacturing or production of wood products; harvesting, processing, or storage of raw wood materials; or Construction and Demolition activities.

## Article 2. Term of Agreement

2.01 Term of Agreement. The Term of this Agreement will be for a ten (10) year period beginning July 1, 2025, and terminating on June 30, 2035. Contractor shall commence performance of its Solid Waste Collection obligations under this Agreement on July 1, 2025 ("Commencement Date").

2.02 Optional Extension of Term. City may, in its sole discretion, grant Contractor two additional five (5) year extensions of the Term. The City may decline to negotiate an extension of the Term if the following preconditions are not satisfied; (1) Contractor is not then in default of any material term or condition of the Agreement; (2) Contractor has paid City on time all required fees associated with Agreement; or (3) Contractor has failed to request the Optional Extension of Term by October 1, 2033, in order to be eligible for the first extension, or by October 1, 2038, to be eligible for the second extension. City shall consider performance standards and the results of performance reviews, as outlined in Article 17, in decisions regarding extension of term.

## Article 3. Conditions Governing Services Provided by Contractor

3.01 Grant of Exclusive Agreement. City hereby grants to Contractor, on the terms and conditions set forth herein, including the limitations set forth in Sections 3.02 and 3.03, the exclusive franchise, right, and privilege to collect, remove, and dispose of, in a lawful manner, Solid Waste, Recyclable Materials, and Organic Materials accumulating in the City's Service Area that are required to be accumulated and offered for Collection to the Contractor in accordance with Applicable Law, for the Term of and within the scope set forth in this Agreement.

3.02 Recyclable Materials, Organic Waste, and Bulky Waste Discarded by Service Recipients. This Agreement shall not prohibit any Service Recipient from selling Recyclable Materials or Organic Waste or giving Recyclable Materials or Organic Waste away to persons or entities other than Contractor. However, in either instance: (1) the Recyclable Materials and Organic Waste must be Source Separated from and not mixed with other Solid Waste; and (2) the seller/donor may not pay the buyer/donor any consideration for Collecting, processing, or transporting such Recyclable Materials or Organic Waste. A discount or reduction in the price for Collection, Disposal, and/or Recycling services for any form of un-segregated or segregated Solid Waste is not a sale or donation of Recyclable Materials or Organic Waste, and such Solid Waste does not qualify for this exception. However, once the Recyclable Materials or

Organic Waste have been placed in the Collection Container and the Container set out for Collection, the Recyclable Materials or Organic Waste become the property of Contractor and cannot be sold or donated.

3.03 Exclusions to Exclusivity.

3.03.1 Specialized Recyclable Materials. If Contractor expressly advises City in Writing that it is unable or unwilling to Collect and process for specific Diversion specialized materials, after being provided the opportunity in writing to provide the specific service, including, but not limited to, Organic Waste, metals, Construction and Demolition Debris, laboratory waste, pallets, clothing, shoes, textiles, plastic, and others, and a third party is able to re-use or Recycle one or more of these materials, Service Recipients shall have the right to engage the third-party recycler to Collect and Recycle those Source-Separated Recyclable Materials, provided that the Diversion is verified by the City.

3.03.2 Recyclable Materials Sold By Commercial Generator. If the Waste Generator at a Commercial Service Unit has Source Separated Recyclable Material, the Waste Generator is entitled to sell that Recyclable Material when such collector is permitted as appropriate under the City Code.

3.03.3 Byproducts of Food and Beverage Processing. Under AB 3036 (2018), certain byproducts from the processing of food or beverages from agricultural or industrial sources, provided they do not include animal, including fish, processing byproducts, they are Source-Separated, they are not discarded, and they are used as animal feed, are exempted from this Exclusive Franchise Agreement. Entities requesting exemption must apply to the City and be any of the following: registered pursuant to § 110460 of the Health and Safety Code, or be exempted from registration pursuant to § 110480 of the Health and Safety Code, or be a beer manufacturer as defined in § 23012 of the Business and Professions Code, or be a distilled spirits manufacturer, as defined in § 23015 of the Business and Professions Code.

3.03.4 Donated Solid Waste. Recyclable Materials, Organic Waste, or Bulky Waste which is Source Separated at any Premises by the waste generator and donated to youth, civic, or charitable organizations qualified as such pursuant to Federal law.

3.03.5 Gardening or Landscape Services. Green Waste removed from a Premises by a gardening, landscaping, or tree trimming company as an incidental part of a total service offered by that company rather than as a hauling service.

3.03.6 Self-Haul. Service Recipients may choose to Self-Haul Solid Waste to Disposal or Processing Facilities, to the extent authorized by the City Code.

3.03.7 Materials Generated or Accumulated During An Emergency or Disaster. During and following an emergency or disaster, as determined by City in its sole discretion, City may enlist additional contractors or other entities in the Collection, transportation, and/or Disposal of any and all types of materials that are generated or accumulated. In particular, the City may choose to pursue reimbursement of disaster services through the Federal Emergency Management Agency (FEMA), which would require that the associated disaster services be secured via a competitive bidding process. Contractor shall not be prohibited by any part of this Agreement from participating in this competitive bidding process, but City shall be free to put services associated with declared disasters out to bid in accordance with FEMA requirements and enlist additional contractors based on the results of that process.

3.04 Responsibility for Service Billing and Collection. Contractor is responsible for the billing and collection of payments for Solid Waste Collection within the Service Area.

# Article 4. Franchise Fees and Payments

4.01 Contractor's Payments to City. The Parties agree that all fees and any payments owed by Contractor to City under this Agreement are the product of extensive negotiations and constitute valid consideration for the rights and privileges granted to Contractor under this Agreement.

4.01.1 Reimbursement for the Cost of Procurement/Negotiation Process. Contractor shall reimburse the City a one-time fee of seventy thousand dollars ($70,000) for the cost of the Franchise Agreement solicitation, evaluation, negotiation, and award process. This fee shall be due and payable on the thirtieth (30th) day after the Effective Date of the Agreement.

4.01.2 Monthly Fees and Payments. The following monthly fees and payments shall be due and payable on the twentieth day of the month following the end of each month for which Solid Waste Collection was provided, with the first such payment being due on October 20, 2025. The City Council may adjust the Monthly Fees by resolution, in which case Contractor shall be entitled to an adjustment to Maximum Service Rates as a City-directed change in accordance with Section 30.01. The Monthly Fees shall be accompanied at the time of payment by a written report, in a format acceptable to the City, setting forth the calculations Contractor used to determine the amount due and the basis for those calculations. Figures used in the report shall be taken from Contractor's general books of account, and Contractor shall retain all supporting documentation in accordance with the records retention requirements in Section 22.01.

4.01.3 Franchise Fee. Contractor shall pay to City an amount equal to thirteen percent (13%) of all Gross Revenues, as and for a franchise fee for services directly billed by Contractor purusant ot Article 6. The Franchise Fee shall be due and payable monthly within twenty (20) days following the end of each month. If payment is not received within said twenty (20) day period, interest shall accrue thereon at the maximum interest rate permitted under California law, but not to exceed ten percent (10%) per annum. Any such fee shall have prospective effect only; provided, however, that should any adjustment be given retroactive effect, the applicable Franchise Fee shall also be given such effect. Contractor and City mutually acknowledge and agree that Contractor's Franchise Fee Payments to City is part of a bargained-for exchange of consideration under this Agreement that includes, but is not necessarily limited to Contractor's right to maintain its Collection Containers in and on the public rights-of-way of the City, subject to the requirements and conditions herein, which is a material benefit to Contractor.

4.02 Adjustments to Fees. City may set other fees or adjust the fees established in this Article from time to time during the Term of this Agreement in accordance with Applicable Law, and such adjustments and any Franchise Fee adjustments shall be included in the adjustment of Maximum Rates as described in Exhibit 1.

4.03 Time and Method of Payment. Contractor shall pay all amounts owed under this Article without prior notice or demand and without abatement, deduction, offset, or credit in lawful money of the United States, on or before the applicable due date, unless the due date lands on a weekend or Holiday, in which case the due date shall be the next Business Day. If sent by U.S. mail, the remittance must be post-marked on or before the due date. If hand-delivered, Contractor must request and receive a date-stamped receipt from the City by 5:00 p.m. Pacific Time (PT) on the due date.

4.04 Franchise Fee Disputes. In the event of any disputes between the Contractor and the City with respect to the fees described in this Article, the City shall provide the Contractor with written objection within one hundred eighty (180) days of the receipt of the written report described in Section 4.01.2, encompassing the dispute amount. The City shall state its objections in writing with reference to the applicable portion(s) of the report and its reasons then known for its dispute. The Parties agree to meet and confer regarding any such dispute.

4.05 Judicial Determination. In the event any City-Imposed Fee (hereinafter "CIF") is determined to be excessive, invalid, or unenforceable by a judgment or order of a court of competent jurisdiction that is expressly binding on one or more of the Parties hereto: (i) Contractor shall not charge or collect the future

portion of such CIF; (ii) to the extent the Customers are entitled to a reimbursement of any portion of such CIF, and City is required to reimburse Contractor in the amount of such CIF previously remitted to City, thereafter Contractor shall directly reimburse all Customers entitled to reimbursement in the amount attributable to each Customer account. In no event shall Contractor retain any portion of the fees reimbursed by City; (iii) to the extent the Customers are entitled to a reimbursement of such CIF, and City is required by a court to directly reimburse Customers, Contractor shall assist City in identifying all Customers entitled to a reimbursement, quantifying the reimbursement amount attributable to each Customer account, and obtaining and providing to City any other information needed to satisfy the obligations imposed by a court; and (iv) City and Contractor will, within thirty (30) days following such court decision, meet and confer to negotiate in good faith and using reasonable efforts to attempt to agree on modifications to the Agreement.

4.06 City Payments to Contractor. The Parties agree that all fees and any payments owed by City to Contractor under this Agreement are the product of extensive negotiations.

4.06.1 HHW Services Payment. City shall annually pay Contractor sixteen thousand three hundred two dollars ($16,302) as a contribution to the cost of HHW services provided within this Agreement. This payment amount shall increase annually on July 1 by the CPI Adjustment Calculation in Section 6.02.1.

# Article 5. General Requirements

5.01 Service Standards. Contractor must perform all Solid Waste Collection under this Agreement in a thorough and professional manner as described in Article 25, while meeting the minimum performance and Diversion standards listed in Article 17, according to the Sustainability and Compliance Plan (Exhibit 8) developed by the Contractor and approved by the City. Contractor's performance under this Agreement, with respect to both Collection Services and any other services provided under or pursuant to this Agreement shall be in accordance with the standard of care generally exercised by like professionals under similar circumstances and in a manner reasonably satisfactory to City.

5.02 Legal Compliance. In performing this Agreement, Contractor shall comply with all applicable provisions of federal, state, and local laws, ordinances, codes, and regulations, which shall include but not be limited to all Applicable Laws. The City shall give Contractor written notice prior to any amendment to the City Code that would materially affect the performance of Contractor's obligations under this Agreement. Such notice shall be provided at least thirty (30) days prior to adoption of the amendment, except in the case of an amendment adopted pursuant to an urgency ordinance that may go into effect immediately pursuant to state law, in which case, notice shall be given to Contractor as soon as is reasonably possibly under the circumstances.

5.03 Labor and Equipment. Contractor must provide and maintain all labor, equipment, tools, facilities, and personnel supervision required for the performance of Contractor's obligations under this Agreement. Contractor must always have sufficient backup equipment and labor to fulfill Contractor's obligations under this Agreement. No compensation for Contractor's services or for Contractor's supply of labor, equipment, tools, facilities, or supervision will be provided or paid to Contractor by City or by any Service Recipient except as expressly provided by this Agreement.

5.04 Holiday Service and Office Hours.

5.04.1 Holiday Office Hours. Contractor is not required, but shall have the option, to maintain office hours on the designated Holidays as defined in Section 1.57: New Year's Day, Martin Luther King Jr. Day, Presidents' Day, Memorial Day, Juneteenth, Independence Day, Labor Day, Veterans Day, Thanksgiving Day, the day after Thanksgiving, Christmas Day, and any other day recognized as a holiday by resolution of the City Council.

5.04.2 Holiday Service. Contractor is not required, but shall have the option, to provide Solid Waste Collection on the following subset of Holidays: New Year's Day, Labor Day, Thanksgiving Day, and Christmas Day. In any week in which one of these Holidays falls on a Workday, SFD Collection Services for the Holiday and each Workday thereafter will be delayed one Workday for the remainder of the week, with normally scheduled Friday SFD Collection Services being performed on Saturday. Commercial Collection Services will be adjusted as set forth in 11.01, but must meet the minimum frequency requirements of one (1) time per week. Solid Waste Collection will not take place on Sundays, unless previously authorized by the Agreement Administrator.

5.05 Inspections. The City has the right to inspect Contractor's facilities or Collection Vehicles and their contents used to provide services pursuant to this Agreement at any reasonable time while operating inside or outside the City without advance notice to the Contractor.

5.06 Commingling of Materials.

5.06.1 SFD Materials Collected in Suisun City. Contractor may not at any time commingle any SFD materials Collected pursuant to this Agreement with any other material Collected by Contractor inside or outside the City of Suisun City without the express prior written authorization of the Agreement Administrator.

5.06.2 Commercial Garbage Materials Collected in Suisun City. Contractor may commingle Commercial Garbage materials Collected pursuant to this Agreement with other materials Collected outside the City of Suisun City, provided that Contractor tracks the tonnage of Commercial material Collected inside the City of Suisun City separately using a City-approved allocation methodology. Changes to the allocation methodology may only be made with the express prior written authorization of the Agreement Administrator.

5.06.3 Recyclable Materials. Subject to Sections 10.10.2, 11.09.4, and 12.06.4, Contractor may not at any time commingle Recyclable Materials Collected pursuant to this Agreement with any other material type Collected by Contractor without the express prior written authorization of the Agreement Administrator.

5.06.4 Organic Waste. Subject to Sections 10.11.3, 11.10.4, and 12.07.6, Contractor may not at any time commingle Organic Waste Collected pursuant to this Agreement with any other material type Collected by Contractor, without the express prior written authorization of the Agreement Administrator.

5.06.5 Commingled Garbage and Recyclables. Only in special circumstances in which separate Collection Containers pose a challenge due to space or logistical constraints, and with prior written authorization of the Agreement Administrator, Contractor may Collect Commercial Garbage and Recyclable Materials in the same Collection Container, using a Split-bin or Unicycling, for the purposes of processing Recyclable Materials for Diversion.

5.07 Contamination.

5.07.1 Contractor must offer the Service Recipients the correct combination of Cart and Bin sizes and Collection frequency beyond the minimum bundled service requirements, as necessary, that matches their unique service needs to reduce Contamination, and to provide service at the least cost to Service Recipients. To support City's Diversion goals and Contractor's Diversion Requirements as set forth in Article 8, Contractor is only required to Collect and process Recyclable Materials if they have been separated by the Service Recipient from Garbage and Organic Waste and will only be required to Collect Organic Waste if it has been Source Separated by the Service Recipient from Garbage and Recyclable Materials.

5.07.2 As part of Contractor's Public Education Services under Section 20.02, Contractor has agreed to provide outreach and support to Service Recipients as described in the Contractor's Sustainability and Compliance Plan provided as Exhibit 8 and the Education and Outreach Plan provided as Exhibit 9. Additionally, Contractor's route Collection personnel will report to Contractor's supervisors if they observe potential Contamination problems and/or insufficient Collection capacity. For purposes of determining Contamination, if, by visual or digital inspection, Recyclable Materials are commingled with ten percent (10%) by weight or volume of Garbage or Organic Waste, or if, by visual inspection, Solid Waste Materials are commingled with ten percent (10%) by weight or volume of Recyclables or Organic Waste, or if, by visual inspection, Organic Waste is commingled with three percent (3%) by volume of Garbage or Recyclable Materials, then Recyclable Materials, Solid Waste Materials, and/or Organic Waste will be deemed, respectively, to be Contaminated, and Contractor may take the following steps:

5.08 Violations by Service Recipients. The following provisions will apply to all Commercial, MFD, and SFD Service Recipients. An occurrence is defined as an event of Contamination in one day, meaning that two occurrences cannot occur on the same day. None of the following apply to Exempt Waste, for which Contractor has no service obligations.

5.08.1 First Occurrence. For the first occurrence of Contamination for a particular Container (i.e., Recyclable Materials or Organic Waste), Contractor must Collect the Contaminated Container (as Solid Waste) and must affix to the Contaminated Container a Contamination Violation Notice which contains instructions on the proper procedures for sorting Recyclable Materials or Organic Waste, and must notify the Service Recipient by phone, U.S. mail, email, or in person (which may be a Container tag that meets SB 1383 requirements), that for the second and subsequent incidents of excess Contamination, the Service Recipient may be charged a Contamination fee for the Contaminated Container, and Contractor may increase the Collection Container size, or require an additional Collection Container. Contractor's representative must also contact the Service Recipient by phone, U.S. mail, email, or in person (which may be a Container tag that meets SB 1383 requirements) to ensure that they have the appropriate level of service for proper Collection of Recyclable Materials and/or Organic Waste. Contractor must also document the Contamination issue and provide digital/visual documentation to the Service Recipient that clearly documents the Service Recipient's on-going Contamination problems.

5.08.2 Second Occurrence. For the second or subsequent occurrence of Contamination for a particular Container (i.e., Recyclable Materials or Organic Waste), Contractor must Collect the Contaminated Container (as Solid Waste) and must charge the Service Recipient a Contamination fee as set forth in Exhibit 1. Contractor must continue providing the Recyclable Materials or Organic Waste Collection Services. Contractor must provide (or have provided) digital/photographic documentation to the Service Recipient that clearly documents the Service Recipient's on-going Contamination problems and written Notices of Contamination as described above. Contractor may increase the Container size or Collection frequency and impose a Contamination surcharge on the account for a period of six months or until the Service Recipient has demonstrated no Contamination for a period of three consecutive months. Contractor must document Contamination issue and surcharge and notify City within five (5) Business Days if Contractor increases the Container size or Collection frequency for excessive Contamination or imposes the Contamination surcharge on the account. City will consult with Contractor and consider and pursue, as applicable, appropriate legal remedies against offending Service Recipients to secure discontinuance of the Contamination.

5.09 Tracking Occurrences of Contamination. Regarding Section 5.07, each Contamination occurrence is tracked annually per Calendar Year, and resets every three year on January 1. Where Contamination is occurring, and occurrences are consecutive and unremedied, their count shall continue across Calendar Years until remedy occurs. In this case, once the Service Recipient has demonstrated no Contamination for a period of three consecutive years, the compliance tracking calendar will reset.

5.10 Disputes Over Excess Contamination Charges. If Service Recipient disputes a Contamination charge (which must be within thirty (30) days of them being assessed), Contractor will temporarily halt any Contamination charge and/or increased Maximum Service Rate resulting from increasing the Collection Container size, or Collection frequency, and Contractor may request a ruling by the City Manager to resolve the dispute. During the pendency of any request, Contractor may restore Container size or number or Collection frequency to the prior levels. A request by Contractor to the City Manager to rule on any such dispute must be filed within ten (10) Business Days of Contractor's halting of Contamination charge, or increased Maximum Rate, and must include written documentation and digital/visual evidence of ongoing overall problems. The City Manager may request a meeting (in person or phone) with both the Service Recipient and Contractor to resolve the dispute. Following such a meeting, the City Manager will rule on the dispute within ten (10) Business Days, and the City Manager's decision on resolving the dispute between Contractor and Service Recipient shall be based solely on the weight of the evidence presented by the Contractor and Customer and will be final. If the City Manager rules in favor of the Service Recipient, Contractor will credit the disputed Contamination charges or increased Maximum Service Rate. If the City Manager rules in favor of Contractor, Contractor may charge Service Recipient the prior halted Contamination charge and/or increased Maximum Service Rate resulting from increasing the Collection Container size or Collection frequency and may follow the steps in Section 7.08 for collection of delinquent accounts.

5.11 Overage and Correction Procedures. Contractor shall provide the Service Recipients the correct combination of Collection Containers and Collection frequency that matches each Service Recipient's unique service needs to enable clean, efficient, and cost-effective Collection of Solid Waste, Recyclable Materials, and Organic Waste. City and Contractor agree that overflow of Solid Waste that is not properly in the Service Recipient's Solid Waste Collection Containers negatively impacts public health and safety. Contractor has also agreed to conduct Recycling audits and provide outreach and support to Service Recipient accounts receiving the correct service level. However, if Service Recipients are found to habitually overflow their Solid Waste Collection Containers (i.e., lid will not close, and/or material not contained within Container), Contractor may take the steps listed below to correct Service Recipient's on-going overflow of Solid Waste.

5.11.1 Prior Arrangements for Collection. If the Service Recipient has made prior arrangements with Contractor for Collection of Solid Waste Overages, Contractor must Collect such Overages as arranged, and may charge the Service Recipient the Solid Waste Overage fee (prior arrangement) set forth in Exhibit 1.

5.11.2 No Prior Arrangements. If the Service Recipient has not made prior arrangements with Contractor for Collection of Solid Waste Overage, (i) Contractor may Collect such Solid Waste Overage at no additional charge as a courtesy, (ii) Contractor may not Collect the Solid Waste Overage and leave a Non-Collection Notice explaining the reason for non-collection of the Solid Waste Overage, (iii) Contractor may Collect the Solid Waste Overage (up to two lifts) and charge the Service Recipient the Solid Waste Overage fee (no prior arrangement) set forth in Exhibit 1 as provided below, or increase the capacity or frequency of Collection of the existing Collection Container(s) to match documented service needs as provided below. In managing Solid Waste Overages, the following apply:

5.11.2.1 SFD Service Recipients – Each Occurrence. For each occurrence Contractor will not Collect the Solid Waste Overage because the Collection Container could not be serviced by normal operating procedures or cause spillage upon servicing, Contractor must provide written notice via email, U.S. mail, or in person (which may be by Non-Collection Notice) to the Service Recipient with the date, description, and photograph of the Solid Waste Overage. Contractor's Non-Collection Notice for SFD Service Recipients shall also contain instructions on (a) how to schedule a Bulky Waste Collection or (b) request an additional Collection Container to eliminate future Overages. For each occurrence Contractor charges a Service Recipient the Solid Waste Overage fee (no prior arrangement) set forth in Exhibit 1, Contractor will document the physical condition of the Collection Container and associated Overage with one or more photographs and retain this documentation for the period of at least one year.

5.11.2.2 Commercial and MFD Service Recipients – Each Occurrence. Contractor must provide a written notice on the Container and may provide a copy of the notice via email, U.S. mail, or in person (which may be by Non-Collection Notice) to the Service Recipient with the date, description, and photograph of the Solid Waste Overage. Contractor's Non-Collection Notice for MFD Service Recipients shall also contain instructions on (a) how to schedule a Bulky Waste Collection or (b) request an additional Collection Container to eliminate future Overage. Contractor may Collect the Solid Waste Overage and may charge the Service Recipient a Solid Waste Overage fee as set forth in Exhibit 1 and increase the capacity or Collection frequency of the Collection Container to match documented service needs. At least ten (10) Business Days prior to increasing the Collection Container size or frequency of Collection, Contractor's representative must also contact the Service Recipient by phone, U.S. mail, email, or in person (which may be by Non-Collection Notice) to ensure that Service Recipient has the appropriate level of service. Contractor must document Overage issue and notify City within ten (10) Business Days of any changes in Service Recipient's Collection Container size or Collection frequency. The increased capacity or Collection frequency will remain in effect until Contractor determines that it is no longer needed to prevent Overages, which may be longer than the one Calendar Year stated above. Such determination will be in Contractor's sole but reasonable discretion and will be subject to the dispute resolution procedure set forth below. City will consider, and pursue as applicable, appropriate legal remedies against offending Service Recipients in order to secure discontinuance of the Overages.

5.11.2.3 Tracking Occurrences of Solid Waste Overage. Regarding Section 5.11, after twelve (12) months have passed from the last applicable Solid Waste Overage occurrence, the next Solid Waste Overage occurrence will be deemed a first Solid Waste Overage occurrence.

5.11.3 Disputes Over Container Overflow Charges. If Service Recipient disputes a Solid Waste Overage charge or Container size or Collection frequency change within 10 days of the disputed action and Contractor notification, Contractor must temporarily halt Solid Waste Overage charge and/or increased Maximum Service Rate resulting from increasing the Collection Container size or Collection frequency, and Contractor may request a ruling by the City Manager to resolve the dispute. A timely appeal must be in writing on a City-approved form provided by Contractor, made available by both the City and Contractor. The Contractor shall bear the burden of demonstrating the Contamination charge and/or change in service is warranted with written and visual documentation and/or evidence of the violation or ongoing problems. A request by Contractor to the City Manager to rule on any such dispute must be filed within ten (10) Business Days of Contractor's halting of Solid Waste Overage charge, or increased Maximum Rate, and must include written documentation and digital/visual evidence of ongoing overall problems. The City Manager may request a meeting (in person or phone) with both the Service Recipient and Contractor to resolve the dispute. Following such a meeting, the City Manager will rule on the dispute within ten (10) Business Days, and the City Manager's decision on resolving the dispute between Contractor and Service Recipient will be final. If the City Manager rules in favor of the Service Recipient, Contractor must credit the disputed charge or increased Maximum Service Rate. If the City Manager rules in favor of Contractor, Contractor may charge Service Recipient the prior halted Solid Waste Overage charge and/or increased Maximum Service Rate resulting from increasing the Solid Waste Collection Container size or Collection frequency and may follow the steps in Section 7.08 for collection of delinquent accounts.

5.11.4 Notifying City of Habitual Overflow. Contractor shall notify the City regarding Commercial and MFD Customers that habitually overflow their Containers, where habitual overflow is defined as three (3) or more instances per Quarter, so that the City can take appropriate action with such Customers to secure discontinuance of the Overages.

5.12 Ownership of Materials. Except as provided otherwise under Applicable Law, title to Residential Waste, Commercial Solid Waste, Recyclable Materials, and Organic Waste will pass to Contractor at such time as said materials are set out for Collection. Title to and liability for Exempt Waste shall at no time pass to Contractor and shall remain with the generator of such Exempt Waste.

5.13 Spillage and Litter. Contractor may not litter Premises in the process of providing Solid Waste Collection or while its vehicles are on the road. Contractor must transport all materials Collected under the terms of this Agreement in such a manner as to prevent the spilling or blowing of such materials from Contractor's vehicles. Contractor must exercise all reasonable care and diligence in providing Solid Waste Collection so as to prevent spilling or dropping of Residential Waste, Commercial Solid Waste, Recyclable Materials, or Organic Materials, and must immediately, at the time of occurrence, clean up such spilled or dropped Residential Waste, Commercial Solid Waste, Recyclable Materials, or Organic Materials.

5.13.1 Contractor is not responsible for cleaning up sanitary conditions caused by the carelessness of the Service Recipient; however, Contractor must clean up any material or residue that is spilled or scattered by Contractor or its employees, or from Overage.

5.13.2 Equipment oil, hydraulic fluids, spilled paint, or any other liquid or debris resulting from Contractor's operations or equipment repair must be covered immediately with an absorptive material and removed from the street surface. Contractor must document spillage and notify City's stormwater compliance coordinator within ninety (90) minutes of any spills resulting from Contractor's operations or equipment. When necessary, Contractor must apply a suitable cleaning agent and cleaning technique to the street surface to provide adequate cleaning as approved by the City's stormwater compliance coordinator to be compliant with the City's stormwater permit.

5.13.3 The above paragraphs notwithstanding, Contractor must clean up any spillage or litter caused by Contractor within ninety (90) minutes upon notice from the City. If City deems necessary, Contractor must engage a third-party environmental clean-up specialist to remove any equipment oil, hydraulic fluids, or any other liquid or debris that remains on street after Contractor's own clean-up efforts. If clean-up is not conducted to the satisfaction of City, City has the right to engage environmental clean-up specialist to perform additional clean-up work at the expense of Contractor. In the event of Contractor's spill or release of a Hazardous Substance, Contractor is responsible for promptly notifying any federal, State, County, or local governmental agency having jurisdiction over same as may be required under federal, State, County or local law or regulation.

5.13.4 In the event where damage to City streets is caused by a hydraulic fluid spill (i.e., any physical damage more than a simple cosmetic stain caused by the spill) by Contractor, Contractor shall be responsible for all repairs to return the street to the same condition as that prior to the spill. Contractor shall be responsible for all clean-up activities related to the spill. Repairs and clean-up shall be performed in a manner satisfactory to the City and at no cost to the City.

5.13.5 To facilitate immediate clean-up, Contractor's vehicles must always carry enough petroleum absorbent materials, along with a broom and shovel.

5.14 SB 1383 Compliance. Contractor shall provide Organic Materials Collection service to all of its Customers within City who are subscribed to and pay for Solid Waste Collection service, unless (i) the Customer is categorically exempted under the City Code from the requirement to subscribe for Organic Materials Collection service or (ii) the Customer qualifies for and is granted a State- or City-issued waiver. Contractor will work with Customers to appropriately size Collection Containers such that source-separation of all materials is possible without any overflow of material, and if any disputes arise or Overages occur, the City will make the final determination on proper Container size.

5.15 Regulations and Record Keeping. Contractor must comply with emergency notification procedures required by Applicable Laws and regulatory requirements. All records required by regulations must be maintained at Contractor's offices. These records must include waste manifests, waste inventories, waste characterization records, inspection records, incident reports, and training records.

5.16 Response Times for City Requests. Upon receiving a data request or information request from City that is not covered by other timeline requirements articulated in this document, and provided that the request from City shall not take more than eight (8) hours of Contractor staff time to complete, Contractor

shall compile the requested information and send back a complete response within five (5) Business Days of receipt of the request.

# Article 6. Collection Service Rates

6.01 Collection Service Rates. Contractor is solely responsible for determining the rates it will charge for providing Solid Waste Collection, provided that Contractor shall not charge any Service Recipient an amount that exceeds the applicable Maximum Service Rate set forth in Exhibit 1, which may only be adjusted as provided in this Agreement.

6.02 Adjustments to Maximum Service Rates using CPI. Beginning on January 1, 2027, and annually thereafter, Contractor shall, subject to compliance with all provisions of this Section, receive an annual adjustment to the Maximum Service Rates as set forth in Exhibit 1 to this Agreement.

6.02.1 CPI Adjustment Calculation. For Rate Year 2027, beginning on January 1, 2027, and for subsequent years thereafter, the rates shall be adjusted based on one hundred percent (100%) of the average change in the CPI for the 12-month period from July to June. Therefore, the first rate adjustment, effective January 1, 2027, will be based on the percentage change in CPI for the average CPI value from July 1, 2025, through June 30, 2026, compared to the average CPI value from July 1, 2024, through June 30, 2025, rounded to the nearest hundredth of a percent. The index to be used shall be the series CUSR0000SEHG, Water and Sewer and Trash Collection Services in U.S. city average, all urban consumers, seasonally adjusted.

6.02.2 Annual Rate Cap on Maximum Service Rates. In any Rate Year that the calculation of the CPI exceeds five percent (5%), the total adjustment for that year will equal five percent (5%) and any excess may be added to the rate adjustment percentage in the following year, or any subsequent year, provide the total adjustment in any year shall not exceed annual 5% cap. If the CPI is negative (after accounting for any applicable rollover percentages from prior years), there will be no CPI adjustment for that year. Annual rates will not be subject to decrease should the CPI be negative.

6.02.3 Rounding. Adjustments to the overall Maximum Service Rates shall be made only in units of one cent ($0.01). Fractions of less than one cent ($0.01) shall not be considered in making adjustments. All CPI indices shall be rounded at three (3) decimal places for the adjustment calculations.

6.02.4 Maximum Service Rate Adjustment Report. On or before September 1 of each year of the Term, Contractor shall deliver to City a report on its proposed adjustment to the Maximum Service Rates for the subsequent Calendar Year (the “Adjustment Report”). The Adjustment Report shall be in a format as may be mutually agreed on between the City and Contractor and must contain or be accompanied by Contractor’s adjustment calculations for the specific services performed under this Agreement during the preceding Agreement Year in Microsoft Excel or another electronic format acceptable to the City. Contractor shall be solely responsible for the cost of preparing the Adjustment Report.

6.02.4.1 Corrections. In the event the City determines the Adjustment Report contains substantial errors or omissions, Contractor shall, at its sole cost, provide a corrected report to the City. A corrected report submitted after September 1 shall be treated as a late report.

6.02.4.2 Late Report. If Contractor fails to submit the Adjustment Report by September 1, the City may: (1) accept and consider the late Adjustment Report if the City, in its sole and reasonable discretion, deems there is sufficient time to review and approve the proposed adjustment in time for it to be implemented on January 1; or (2) accept and consider the late Adjustment Report at its earliest convenience, in which case any approved rate adjustment shall only go into effect prospectively thirty (30) days after the City’s approval. In no event shall Contractor apply any rate adjustment retroactively.

6.02.4.3 No Report. If Contractor fails to provide any Adjustment Report, the Maximum Service Rate shall remain unchanged for the next Calendar Year.

6.03 City Approval. If Contractor provides a timely Adjustment Report, the City Manager shall notify Contractor on or before October 1 whether the City has approved the requested adjustments to the Maximum Service Rates for the next Rate Year. Approval of the City Council shall be required for any requested rate adjustment of more than five percent (5%), which shall only be permitted pursuant to Section 6.04 (Extraordinary Adjustments) below. The City Manager may approve all other requests or refer them to the City Council at his or her discretion.

6.04 Extraordinary Adjustments. Independent of and separate from the Adjustments Due to Change in Law, Contractor and City acknowledge that there may be infrequent extraordinary events, which, although they do not prevent either party from performing, and thus do not implicate the force majeure provisions hereof, nevertheless increase the cost of providing services above the Maximum Service Rate Adjustment articulated in Section 6.02. The obligation of the parties in such event is to act reasonably toward each other in arriving at an appropriate adjustment in rates. Accordingly, at its option, Contractor may apply to the City not more frequently than once every three Calendar Years, for an extraordinary rate adjustment should an event or circumstance arise which negatively impacts the economic operation of Contractor and which is in excess of the rate adjustment resulting from the application of Section 6.02. An extraordinary adjustment in rates will be deemed justified if it is necessary for the Contractor to make a substantial change in its operations, or substantial capital expenditure or investment to perform its obligations under this Agreement due to the occurrence of an event or circumstance which is beyond the reasonable control of Contractor. Extraordinary rate adjustments shall only be effective after approval by the City Council.

6.04.1 Contractor's Burden. In the event of such an application for an extraordinary rate increase, it is understood that the Contractor shall have the burden of demonstrating to the reasonable satisfaction of the City the basis for the extraordinary increase cost. Contractor shall bear the burden of justifying its request and shall be solely responsible for the cost of preparing and submitting sufficient documentation in support of its request. City in its sole reasonable discretion may request Contractor to provide any additional information it deems necessary to fully evaluate the request, and Contractor shall be solely responsible for the cost of providing such additional information. Contractor shall allow City to review a report of its annual revenues and expenses for the services provided in the City. City shall have the right to review this information in connection with the City's review of Contractor's extraordinary rate adjustment request. With respect to any financial statements or any other information Contractor specifically designates as non-public information ("Confidential Information"), City agrees that, except as otherwise set forth in this Section: (a) it will hold in confidence all Confidential Information; (b) it will restrict the disclosure of Confidential Information within its own organization and to its agents or representatives who need to know the Confidential Information for the purposes of the request; (c) it will not disclose Confidential Information to any third party without the prior written consent of the Contractor; (d) it will not copy or reproduce any written or electronically stored Confidential Information without the prior written approval of the Contractor; and (e) it will not use Confidential Information except as required for consideration of the request. City may consider increases or decreases in Contractor's total revenues and total cost of services when reviewing an extraordinary rate adjustment request. Notwithstanding any other provision in this Section, the City will inform the Contractor upon receiving a California Public Records Act request or a subpoena for any Confidential Information by written notice delivered to the Contractor ("Notice"). The Contractor will have five (5) days from the date of the Notice to inform the City in writing of its intent to assert its confidentiality rights under this Agreement. The Contractor will then have fifteen (15) days from the date of the Notice to seek and obtain a court order or other judicial ruling to prevent the disclosure of the Confidential Information. If the Contractor fails to act within the five (5) or fifteen (15) day windows described above, the City may disclose the requested Confidential Information to the requestor or subpoenaing party. In the event Contractor seeks a court order to stay or enjoin the disclosure of the Records, Contractor agrees to indemnify and hold harmless the City, its Council, elected and appointed board or commission members, officers, employees, volunteers, and agents (collectively, "Indemnities") from and against any and all loss, liability, penalty, forfeiture, claim,

demand, action, proceeding, or suit in law or equity of any and every kind and description, whether judicial, quasi-judicial, or administrative in nature, arising or resulting from or in any way connected with the subject of a CPRA, FOIA request, or subpoena for the Confidential Records. For the purposes of this Section, "Records" shall mean records created or maintained by Contractor in accordance with this Agreement, including those records that may include financial statements or Confidential Information of Contractor. Contractor's indemnity obligation shall survive the expiration or termination of this Agreement.

6.04.2 Review Costs. At the time of its request, Contractor shall also submit a payment to the City of ***twenty-five thousand dollars ($25,000)*** to defray the City's costs to review the request. In the event the City's reasonable costs exceed that amount, Contractor shall reimburse the City for any documented amount in excess. This payment amount shall increase annually by the CPI Adjustment Calculation in Section 6.02.1.

6.04.3 Meet and Confer. The City and Contractor agree to meet and confer regarding the request and to negotiate in good faith regarding the appropriateness of the requested adjustment.

6.04.4 City Review; Approval. City shall review the Contractor's request and, in the City's sole and reasonable judgment, make the final determination as to whether an adjustment to the Maximum Service Rates will be made, and, if an adjustment is permitted, the appropriate amount of the adjustment. Approval of the City Council shall be required for any Extraordinary Adjustments. The City shall notify Contractor of its decision within ninety (90) calendar days regarding whether it accepts Contractor's request. Except as provided herein, any such change approved by the City shall not be implemented until July 1 of the next Rate Year unless a different timeframe is approved by the City Council.

6.05 Procedures in Event of Invalidation of Rate Adjustment. In the event that City is unable by operation of Applicable Law to approve or implement a rate increase under this Article 6, or some or all of the Maximum Service Rates are disallowed by operation of Applicable Law, Contractor will have the right, within thirty (30) days after notice of any such inability to approve or invalidation of an approved rate increase, to request, in writing, that City negotiate in good faith regarding reductions in programs, services, or fees to compensate for any negative impact from the unapproved or invalidated rate increase. If City fails to commence negotiations in good faith or negotiations are not completed within forty-five (45) days following the date of receipt of Contractor's request, either party may terminate this Agreement no earlier than one hundred and eighty (180) days after written notice to the other.

## Article 7. Collection Service Billing

7.01 Responsibility for Collection Service Billing and Collection. Contractor shall be solely responsible for the billing and collecting of payments for the Solid Waste Collection Services it provides within the Service Area.

7.02 Invoices. Contractor shall prepare and send out invoices, by either U.S. mail or email, to each Service Recipient in advance of all services provided by Contractor under this Agreement. Contractor shall include an online payment option for all Customers regardless of invoice format. If sent by mail, invoices for each billing period shall be placed in a separate envelope accompanied by a self-addressed return envelope. All invoices shall include Contractor's email address, include directions for payment by payment by check, credit card, or Automated Clearing House (ACH) debit**,** and shall include or be accompanied by a complete billing statement showing all charges and all services provided. Contractor's online billing portal shall include clear instructions for how to contact the Contractor if the Service Recipient has questions about an invoice. City shall approve the format of all invoices and billing statements if requested and upon reasonable notice to Contractor.

7.03 Timing; Frequency. Contractor shall not initiate billing to any Service Unit sooner than the first day of the service period of Collections Services covered by the invoice. Contractor shall invoice

Service Recipients once every month for Commercial Service Units and MFD Service Units and once every Quarter for SFD Service Units. No invoice shall be due and payable sooner than the last day of the respective month or Quarter for which Solid Waste Collection is provided.

7.04 Partial Month Service. If, during a month, a Service Unit is added to or deleted from Contractor's Service Area, Contractor shall pro-rate billing to the Service Recipient on a weekly basis, meaning one-fourth of the applicable Maximum Service Rate found in Exhibit 1 multiplied by the number of weeks of service provided by Contractor.

7.05 Overpayments. Contractor shall refund or issue a service credit for overpayments by Service Recipients no later than 30 days after Contractor discovers or is notified of the overpayment. Contractor shall refund every overpayment that: (1) exceeds two hundred dollars ($200) or the amount of Service Recipient's typical invoice, whichever is less; or (2) is due to the Service Recipient closing the account prior to the end of the billing period. Service recipient must notify the Contractor within six (6) months of the initial bill date in order to qualify for reimbursement evaluation.

7.06 Delinquent Service Accounts. Contractor shall report all Service Recipients whose accounts are delinquent by more than ninety (90 days) to the Agreement Administrator on a monthly basis.

7.07 Contractor's Reservation of Legal Rights and Remedies. Notwithstanding any other provision of this Article, Contractor reserves its right to, and may take such action as is legally available to Contractor, to collect or cause collection of past due invoice amounts; provided, however, that Contractor shall never discontinue Collection Services to any Service Unit. Contractor may send a written notice to Service Recipient regarding payments of Billings during the billed service period.

7.08 Collection of Past Due Accounts.

7.08.1 Contractor shall be responsible for collection of payment from Customers with past-due accounts ("bad debt"). Contractor shall make reasonable efforts to obtain payment from delinquent accounts through issuance of late payment notices, making at least 3 telephone requests for payments to Customer and property owner (if the owner is a different Person or entity than the Customer), offering a Customer payment plan, and suspension of service in accordance with the following.

7.08.2 If a Customer's payment becomes more than one hundred twenty (120) days past due, Contractor may request approval from the City, which will not be unreasonably denied, to reduce service to that account until payment is received, providing written evidence for each account that the required collection steps have been taken. If the City approves such request, the Contractor shall provide the Customer and property owner (if the owner is different from the Customer) written notice of service reduction which includes a description of potential penalties from the City for nuisance, should it occur. All notifications and correspondence issued by Contractor shall be directed to the Customer and the owner of the property if the owner is a different Person or entity than the Customer.

7.08.3 At its option, Contractor may charge Customers a late payment fee for accounts that are over sixty(60) days past due provided that Contractor provides each Customer thirty (30) days written notices of its intent to assess the late fee. The maximum late fee is subject to the City approval and reflected in Exhibit 1.

7.08.4 Billing Charges to Be a Lien. If a Customer's payment becomes more than one hundred twenty (120) days past due, Contractor may assign said payment to the City for lien proceedings. Contractor shall be responsible for all paperwork related to placing a lien, up to and through the releasing of said lien. Once the bill is assigned to the City for lien proceedings, as part of the lien proceedings, an administrative fee shall also be assessed. Upon the City's receipt of the assignment from the Contractor and at the convenience of the City (but at least once every six [6]

calendar months), the City may initiate proceedings complying with Government Code §§ 38790.1 and 25831 to create a lien on the real property to which the waste collection has been rendered. The lien shall be officially recorded in the County Recorder's office. The lien may carry such additional administrative charges as set forth by City Council resolution. The owner shall be notified by the Contractor that the late charges and administrative charges are due the City and that such lien has been recorded. Each year when the City receives tax payments from Solano County for any liens requested by Contractor, and the City has transferred the payment to the Contractor, Contractor shall submit lien release requests to the City within three (3) months of receiving full payment on such liens for properties that paid their tax. The City shall include in the lien requests to the County Auditor a request that all fees and administrative costs associated with enforcement of the lien and potential lien release fees be included in the lien amount.

7.09 Billing Accounts After Missed Collections.

7.09.1 In the event of a missed Collection, wherein Containers were properly set out in a timely manner and wherein the Contractor was unable resolve the complaint by the end of the following Workday, Contractor shall credit the account of the Customer that experienced the missed Collection by a prorated amount for that missed Service.

7.09.2 In the event that a Customer was subject to a missed Collection wherein Containers were properly set out in a timely manner and wherein the Contractor was unable to return and Collect the Customer's Solid Waste until the following week, that Customer shall not be subject to any Solid Waste Overage fees or otherwise be penalized or tracked for an instance of Overage.

## Article 8. Diversion Requirements

8.01 Warranties and Representations. Contractor warrants that it is aware of and familiar with City's waste stream, and that it has the ability, and shall use commercially reasonable efforts to provide and employ sufficient programs and services to ensure City will meet or exceed City's Diversion goals and requirements (including, without limitation, amounts of Solid Waste to be Diverted, timeframes for Diversion, and any other requirements) as set forth in this Article, Applicable Law, and CalRecycle Regulations, and that Contractor will do so without imposing any costs or fees other than those set forth in Exhibit 1. Contractor and the City will take into consideration all diversion achieved throughout the City conducted by the Contractor and any other haulers (this is to include all materials diverted by recycling and organics self-haulers). Contractor hereby agrees to assist the City to meet or exceed, on an annual basis, the Diversion Compliance, by undertaking the actions set forth in Section 8.02. For purposes of this Agreement and Contractor's obligations outlined herein, the terms "City's Diversion", "City's Diversion goals", "Diversion Requirements", "Franchised Diversion Rate", and similar terminology means compliance with the requirements for meeting the State's fifty percent (50%) diversion rate expressed as a pounds per day per year rate as established by CalRecycle pursuant to Public Resources Code section 41780, as Applicable Law.

8.02 Contractor Required Actions. Contractor shall take all of the following actions to assist the City in meeting, on an annual basis, Diversion Compliance:

8.02.1 Except for Organic Waste Collected from homeless encampments or material subject to quarantine by the California Department of Food & Agriculture, and except as provided in Sections 5.07 and 5.11, Collect and deliver all Organic Waste to the Organic Waste Processing Facility for processing and Diversion.

8.02.2 Except as provided in Sections 5.07 and 5.11, Collect and deliver all Recyclable Materials to the Materials Recovery Facility.

8.02.3 Collect and deliver all Garbage to the Disposal Facility.

8.02.4 Collect and deliver all Construction and Demolition Debris to the Materials Recovery Facility.

8.02.5 Deliver all material set out for Collection in Cart, Bins, or Roll-Off Containers identified as containing Source Separated Recyclable Material to the Materials Recovery Facility for processing and Diversion.

8.02.6 Deliver all material set out for Collection in Cart, Bins, or Roll-Off Containers identified as containing Source Separated Organic Waste to the Organic Waste Processing Facility for processing and Diversion.

8.02.7 Only material in Garbage Carts or Garbage Bins will be delivered to the Disposal Facility for Disposal. All other material must go to the appropriate facility for full processing and Diversion.

8.02.8 Contractor must take all commercially reasonable and lawful actions to maximize Diversion of materials from landfills.

8.02.9 Contractor must develop and provide sufficient accurate information and data as necessary to ensure that Contractor and City annually demonstrate Diversion Compliance to CalRecycle.

8.02.10 Contractor must implement public education and outreach programs as required under this Agreement.

8.03 Annual Reporting. Contractor shall calculate the Diversion Compliance Rate on an annual basis and shall deliver a written report regarding the same to the City no later than March 31 of the year following the reporting period as set forth in Section 22.06.

8.04 Failure of Recyclables Market. Notwithstanding any other provision of this Agreement to the contrary, where CalRecycle has determined that there are no commercially viable markets for a specific type of Recyclable Materials, or with written notice to City, Contractor is unable to identify a market for one or more Recyclable Materials despite the exercise of commercially reasonable efforts to process and market the material, and determines to Dispose of the Recyclable Material(s), such a determination shall not constitute a failure to implement service, a failure to implement a program, or an event of default hereunder.

8.05 Failure to Meet Franchised Diversion Rate. If CalRecycle determines that City has failed to meet the Diversion Compliance due to Contractor's failure to undertake the actions described in this Section, Contractor must prepare, at Contractor's cost and expense, and submit a corrective action plan to City sufficient to demonstrate good faith efforts by City to comply with Diversion Compliance and that is otherwise acceptable to CalRecycle, and may be subject to Administrative Charges and Penalties as allowed under Article 25 and specified in Exhibit 4. Contractor must also submit a written corrective action plan to the City before March 15 of the year following the missed minimum Diversion requirement. Contractor's corrective action plan must specify all actions Contractor will take to ensure it will meet Diversion Compliance Rates in the future and shall be subject to the review and approval by the Agreement Administrator. Contractor must implement all measures identified in the corrective action plan at its sole cost and expense, unless the failure to meet Diversion Compliance was due to a Change in Law or due to the negligent acts or omissions of the City. If Contractor fails to submit an adequate corrective action plan or to fully implement a City-approved corrective action plan, it shall subject Contractor to Administrative Charges and Penalties as allowed under Article 25 and specified in Exhibit 4 in addition to any other remedies available to the City.

8.06 Representations and Warranties. Contractor represents and warrants that it is aware of and familiar with the Diversion Compliance, the Applicable Laws, and City's waste stream. Contractor

represents and warrants that it has the capacity, skill, and ability to undertake the actions identified in Section 8.02 above without imposing any costs or fees other than those set forth in the Schedule of Maximum Service Rates, as may be adjusted as provided for in this Agreement. Where the Diversion Compliance is modified by a Change in Law, Contractor agrees to develop and implement such actions, programs, and measures as are necessary to bring City into compliance with the modified Diversion Compliance, and City agrees that it will meet and confer with Contactor for a period not to exceed ninety (90) days regarding such actions, programs, and measures, their implementation, and adjustments to rates reasonably necessary to effectuate same in accordance with Section 30.02.

8.07 Mutual Cooperation. City and Contractor shall each reasonably cooperate in good faith with all efforts of the other Party to meet City's Diversion requirements under Applicable Law and the Contractor's obligations under this Article. City's obligations in this regard shall include, without limitation, making such petitions and applications as may be reasonably requested by Contractor for time extensions in meeting Diversion goals, or other exceptions from the terms of Applicable Laws, and to agree to authorize such changes to Contractor's Recyclable Materials, Organic Waste, or Solid Waste programs as may be reasonably requested by Contractor in order to achieve the minimum requirements of this Article.

8.08 Contractor's Diversion Programs. Contractor shall implement the Diversion programs required under this Agreement to ensure that City and Contractor comply with all Diversion requirements under Applicable Law and the City meets or exceeds all minimum Diversion requirements under Applicable Law. Contractor shall furthermore, at its sole cost and expense, (1) assist the City in responding to inquiries from, or prepare for and attend any hearing before, CalRecycle or any other regulatory agency relating to the City's compliance with Applicable Law; prepare for and participate in CalRecycle' s review of the City's SRRE; apply for any extension available under Applicable Law; develop and implement a public awareness and education program consistent with the City's SRRE and Household Hazardous Waste Element and any related requirements of Applicable Law; (2) provide the City with Recycling, source reduction, and other technical assistance as may be needed to comply with Applicable Law; and (3) advise the City of additional programs or measures Contractor can, if authorized by the City, implement to increase compliance with the Diversion requirements of Applicable Law.

8.09 New Diversion Programs. If Contractor fails to meet any Diversion Compliance requirement or the City fails to meet any CalRecycle Diversion requirement, notwithstanding Contractor's implementation of all Diversion and public education programs as required by this Agreement, the City may direct Contractor to modify its Diversion and public education programs or implement new programs. Such modifications may constitute a City-Directed Change under Section 30.01. Contractor shall not implement new Diversion programs not described in this Agreement without the City's prior consent.

8.10 Nothing contained herein shall prohibit Contractor from meeting its Diversion requirements by any alternative methods or procedures, provided it complies with Applicable Law, as may be amended from time to time. Contractor's ability to meet its Diversion requirements by alternative methods per this Section is subject to Agreement Administrator review and approval.

## Article 9. Service Unit Types

9.01 Service Units. Service Units include all the following categories of Premises which are in the Service Area as of July 1, 2025, and all such Premises which may be added to the Service Area by means of annexation, new construction, or as otherwise set forth in this Agreement during Term of this Agreement:

9.01.1 SFD Service Units. Services are specified in Article 10.

9.01.2 MFD Service Units. Services are specified in Article 11.

9.01.3 Commercial Service Units. Services are specified in 11.01.

9.01.4 Industrial Service Units. Services are specified in Article 13.

9.01.5 City Service Units. Services are specified in Article 14.

9.01.6 Any question as to whether a Premises falls within one of these categories will be determined by the Agreement Administrator and the determination of the Agreement Administrator will be final.

9.02 Service Unit Changes. City and Contractor acknowledge that during the Term of this Agreement it may be necessary or desirable to add or delete Service Units for which Contractor will provide Service.

9.02.1 Additions and Deletions. Contractor must provide services described in this Agreement to new Service Units in Contractor's Service Area within five (5) Workdays of receipt of notice from City or the new Service Unit to begin such Service.

9.03 Annexation. If, during Term of the Agreement, additional territory within or adjacent to the Contractor's Service Area is acquired by City through annexation, subject to the requirements of Public Resources Code § 49520, Contractor agrees to provide Solid Waste Collection in such annexed area in accordance with the provisions and Maximum Service Rates set forth in this Agreement after termination of former contractor's rights to provide service have been exhausted. Such Solid Waste Collection must begin within five (5) Workdays of receipt of written notice from City. Contractor may not begin Collection Service without written authorization from City.

9.04 Route Map Update. Contractor must revise the Service Unit route maps to show the addition of Service Units added due to annexation and must provide such revised maps to the Agreement Administrator as requested.

## Article 10. Residential Service

10.01 SFD Conditions of Service. Except as set forth below, Contractor must provide SFD Collection Services to all SFD Units in the Service Area. The SFD Services are governed by the following terms and conditions:

10.01.1 Curb Service. Except for those Service Recipients that choose to receive Bins for service, Contractor must provide SFD Collection Service to all SFD Service Units in the Service Area whose SFD Solid Waste is properly containerized in Garbage Carts; Recyclable Materials are properly containerized in Recyclable Materials Carts, except as set forth in Section 10.10.2; and Organic Wastes are properly containerized in Organic Waste Carts, except as set forth in Section 10.11.3; and where the Garbage, Recyclable Materials, and Organic Waste carts have been placed within three (3) feet of the curb, swale, paved surface of the public roadway, closest accessible roadway, or other such location agreed to by Contractor and Service Recipient that will provide safe and efficient accessibility to Contractor's Collection crew and vehicle.

10.01.2 Bundled SFD Cart Service. Contractor will use a weekly Bundled SFD Solid Waste Collection Service system with one (1) 95-Gallon Grey Garbage Cart, one (1) 65-Gallon Blue Recyclable Materials Cart, and one (1) 95-Gallon Green Organic Waste Cart as part of the base SFD Solid Waste Collection Service. Additional Recyclable Materials Carts and Organic Waste Carts shall be made available in accordance with the service rates set forth in Exhibit 1. Garbage Carts with a capacity of 65 gallons may be requested by Customers that can demonstrate that they (a) have cart storage space constraints and (b) do not generate sufficient quantities of Garbage to justify the 95-Gallon Garbage cart. Any additional pricing for downsizing Carts, upsizing Carts, or adding additional Carts, as available and relative to the base Bundled Service, shall be included in Exhibit 1.

10.01.3 On-Premises Service. Notwithstanding any term or definition set forth in this Agreement, Contractor must provide Collection of SFD Garbage, Recyclable Materials, and Organic Waste on the SFD Service Recipients Premises to an SFD Service Unit as follows.

10.01.3.1 At no additional cost to the SFD Service Unit. SFD Service Units where all adult Service Recipients residing therein have disabilities that prevent them from setting their Garbage, Recyclable Materials, Organic Waste Cart, or Bulky Waste at the curb for Collection, and if a request for on-premises service has been made. For Bulky Waste on-premises services, materials must be staged externally to the Dwelling Unit in a location that's accessible and visible to Contractor, as close to the Service Unit's standard curbside Collection location as is feasible for the Customer.

10.01.3.2 At an additional cost to the SFD Service Unit.

A. SFD Service Units where topography, steep driveways, below-grade dwellings, or limited access to public streets that prevent the SFD Service Recipient from setting their Garbage, Recyclable Materials, or Organic Waste Cart at the curb for Collection, as determined by the City and agreed by the Contractor, and if a request for on-premises service has been made.

B. SFD Service Units inaccessible by standard 3- or 4-axel Collection Vehicles as determined by the Contractor and agreed by the City. Stinger/scout truck services shall be provided for the retrieval of Collection Containers from locations with accessibility constraints that make Containers difficult or impossible to access using regular trash Collection trucks.

C. Contractor must offer "push services" to SFD Service Recipients other than those listed above on a subscription basis upon request for the Maximum Service Rates set forth in Exhibit 1. Push services include, but are not limited to, dismounting from the Collection Vehicle, moving the Collection Containers from their storage location for Collection, and returning the Collection Containers back to their storage location.

10.01.3.3 Contractor must provide on-premises Collection Service on the same Workday that curbside Collection would otherwise be provided to the SFD Service Unit.

10.02 Frequency and Scheduling of Service, Including Hours of Collection. SFD Collection Service must be provided one (1) time per week, on a schedule matching the City's current service schedule. SFD Collection Service must be scheduled so that all Service Units receive Garbage Collection Service, Recyclable Materials Collection Service, and Organic Waste Collection Service on the same Workday. SFD Collection Service must be provided, commencing no earlier than 6:00 a.m. and terminating no later than 5:00 p.m., Monday through Friday, except for Holidays in accordance with Section 5.04. The hours, day, or both of Collection may be extended due to extraordinary circumstances or conditions with the prior verbal or written consent of the Agreement Administrator.

10.03 Manner of Collection. The Contractor must provide Collection Service with as little disturbance as possible; the Contractor must leave any Garbage, Recyclable Materials, or Organic Waste Cart in an upright position, with the lid closed, at the same point it was Collected, without obstructing alleys, roadways, driveways, sidewalks, or mailboxes. Contractor's employees providing Collection Service must follow the regular walk for pedestrians while on private property and may not trespass nor cross property to the adjoining Premises unless the occupant or owner of both properties has given permission. Care should be taken to prevent damage to property, including flowers, shrubs, and other plantings.

10.03.1 Any damage caused by Contractor to a Service Recipient's property shall be repaired or replaced promptly.

10.03.2 Notification of Accidents. Contractor shall notify City Representative of any accidents occurring within the Service Area that involve Contractor's vehicles, employees, or equipment that result in any personal injury or property damage. Such notification shall be made within

twenty-four (24) hours of occurrence to City Representative via both (a) email and (b) either an in-person visit or a telephone call. If Contractor is unable to reach City Representative in person or via telephone, a voicemail is an acceptable alternative.

10.04 Carts. At the start of this Agreement, Contractor must supply Carts that comply with Collection Container specifications in Exhibit 3 to all SFD Service Units.

10.05 Kitchen Food Waste Pails. Upon request, and at the rate specified in the Maximum Service Rates set forth in Exhibit 1, Contractor must provide Kitchen Food Waste Pails to any SFD Service Unit in the Service Area, including any new SFD Service Units that are added to Contractor's Service Area during the Term of this Agreement.

10.06 Replacement of Carts. Contractor's employees must take care to prevent damage to Carts by unnecessary rough treatment. Any Cart damaged by the Contractor must be replaced by Contractor, at Contractor's expense, within five (5) Workdays at no cost or inconvenience to the Service Recipient.

10.06.1 Upon notification to Contractor by City or a Service Recipient that the Service Recipient's Cart(s) has been stolen or damaged beyond repair through no fault of Contractor, Contractor must deliver a replacement Cart(s) to such Service Recipient within five (5) Workdays. Contractor must maintain records documenting all Cart replacements occurring.

10.06.2 Each Service Recipient is entitled to the replacement of one (1) lost, destroyed, or stolen Cart every ten (10) years during the life of this Agreement at no cost to the Service Recipient. Except in the case of a Cart that must be replaced because of damage caused by Contractor or in the case where Contractor elects to replace a Cart rather than repair it on-site, Contractor will be compensated for the cost of those replacements in excess of one (1) per type of Cart per Service Recipient during the aforementioned 10-year period within the Term of the Agreement, in accordance with the "Cart Exchange" Maximum Service Rates set forth in Exhibit 1, or as may be adjusted by the City from time to time as provided under this Agreement.

10.06.3 Contractor understands and agrees that this provision is intended to be applied on a per Cart type, individual Service Recipient basis, and accordingly each Service Recipient could receive up to three (3) replacement Carts, one (1) of each type, every ten (10) years during the Term of the Agreement.

10.06.4 Repair of Garbage, Recyclable Materials, and Organic Waste Carts. Contractor is responsible for the repair of Carts, including, but not limited to, hinged lids, wheels, and axles. Within ten (10) Workdays of notification by the City or a Service Recipient of the need for such repairs, Contractor must repair the Cart or, if necessary, remove the Cart for repairs and deliver a replacement Cart to the Service Recipient. Collection Container repair also includes the removal of graffiti from the Collection Container.

10.06.5 Cart Exchange Due to Change in Size. Upon notification to Contractor by City or a Service Recipient that a change in the size of a Cart is requested, Contractor must deliver such Cart to such Service Recipient within ten (10) Workdays. Each SFD Service Unit is eligible to receive one (1) free Cart exchange per Calendar Year during the Term of this Agreement for moving to a larger Garbage or Recyclable Materials Cart size. Each SFD Service Unit is eligible to receive one (1) free Cart exchange per Calendar Year during the Term of this Agreement for moving to a smaller Garbage or Recyclable Materials Cart size, provided they meet the qualifications articulated in Section 10.01.2 above. Beyond these allowances, Contractor will be compensated for the cost of any additional Cart exchanges per Calendar Year in accordance with the Maximum Service Rates set forth in Exhibit 1.

10.06.6 Additional Cart Request. Upon notification to the Contractor by City or a Service Recipient that additional Grey Carts for Garbage, Blue Carts for Recyclable Materials, or

Green Carts Organic Waste are requested, Contractor shall deliver such Carts to such Service Recipient within five (5) Workdays. Additional Carts shall be delivered at the Maximum Service Rates set forth in Exhibit 1.

10.07 Ownership of Carts. Ownership of Carts is vested in the Contractor. Contractor and City mutually acknowledge and agree that Contractor's right to maintain its Collection Containers in and on the public rights-of-way of the City, subject to the requirements and conditions herein, is a material benefit and part of a bargained-for exchange of consideration under this Agreement that includes, but is not necessarily limited to Contractor's Franchise Fee Payments to City.

10.08 Replacing and Cleaning Dirty Collection Containers. Upon request from an SFD Service Recipient, Contractor shall replace dirty Garbage, Recyclable Materials, and Organic Waste Carts with clean Garbage, Recyclable Materials, and Organic Waste Carts. Any Collection Container cleanings done at a Contractor facility must be done in such a manner that results in no water entering the City's storm drain system. This service shall be provided at the Maximum Service Rates set forth in Exhibit 1.

10.09 SFD Garbage Collection Service. This service is governed by the following terms and conditions:

10.09.1 Non-Collection. Contractor is not required to Collect any Garbage that is not placed in a Garbage Cart. For every event of non-collection, Contractor must provide the following written notice via email, U.S. mail, or in person (which may be by Non-Collection Notice) to the Service Recipient: the date of the Solid Waste Non-Collection and the reason for Non-Collection. Contractor's Non-Collection Notice for SFD Service Recipients shall also contain instructions on (a) how to schedule a Bulky Waste Collection and, if relevant, (b) how to request an additional Collection Container, as well as a QR code that links to a website with all Disposal programs offered by the City. If Non-Collection occurs for some unforeseeable circumstance not listed above that the Contractor encounters and is impeded by, Contractor shall provide the same written notice as described in this Section.

10.09.2 Disposal Facility. Except as set forth below, all Garbage Collected as a result of performing Solid Waste Collection must be transported to, and Disposed of, at the Disposal Facilities listed in Exhibit 7. Failure to comply with this provision may result in assessment of Administrative Charges and Penalties as specified in Exhibit 4 and may result in Contractor being in default under this Agreement.

10.09.3 Post-Holiday Special Pick-Up. Contractor shall provide, on the first regularly scheduled Collection day after December 25th, one annual special Collection of two (2) extra waste bags per SFD Service Unit to all SFD Service Units in the Service Area, provided that the two (2) extra bags of waste have been placed on the ground near the Service Unit's Collection Containers and provided that the total weight of the two (2) bags, combined, does not exceed fifty (50) pounds. This annual service will be provided at no additional charge to the Service Recipient and shall not be counted as one of the SFD Service Recipient's free annual Bulky Waste Collections as set forth in Section 10.12.

10.10 SFD Recyclable Materials Service. This service is governed by the following terms and conditions:

10.10.1 Overages. Corrugated cardboard that will not fit inside the Recyclable Materials Cart may be flattened and dropped off at Contractor's Recycling Center during normal business hours (8:00 a.m. through 5:00 p.m., Monday through Friday).

10.10.2 Recyclable Materials - Improper Procedure. The Contractor is not required to Collect Recyclable Materials if the Service Recipient does not segregate the Recyclable Materials from Solid Waste or Organic Waste. Furthermore, Contractor is not required to Collect Recyclable

Materials that are Contaminated through commingling with Solid Waste or Organic Waste. To address Contamination, Contractor must follow the steps set forth in Section 5.08.

10.10.3 Materials Recovery Facility. Except as provided in Section 5.08, all Recyclable Materials Collected as a result of performing Recycling services must be delivered to the Materials Recovery Facility listed in Exhibit 7. Failure to comply with this provision may result in assessment of Administrative Charges and Penalties as specified in Exhibit 4 and may result in Contractor being in default under this Agreement.

10.10.4 Recyclable Materials - Changes to Services. Should changes in Applicable Law arise that necessitate any additions or deletions to the services described in this Section, including the type of items included as Recyclable Materials, the parties will negotiate any necessary cost changes and will enter into an Agreement amendment covering such modifications to the services to be performed and the compensation to be paid in accordance with Section 30.02 before undertaking any changes or revisions to such services.

10.11 SFD Organic Waste Collection Service. This service is governed by the following terms and conditions:

10.11.1 Organic Waste Processing Facility. Contractor must deliver all Collected Organic Waste to the Organic Waste Processing Facility listed in Exhibit 7 and agreed upon by the City. Failure to comply with this provision may result in assessment of Administrative Charges and Penalties as specified in Exhibit 4 and may result in Contractor being in default under this Agreement.

10.11.2 Holiday Tree Collection. Contractor must Collect Holiday Trees set out at the curb for Collection during the three-week period beginning December 26th each year during the Term of this Agreement. Holiday Trees set out for Collection may either be containerized within an Organic Waste Cart or placed on the ground near the Service Unit's Collection Containers. Contractor must deliver the Collected Holiday Trees to the Organic Waste Processing Facility for Diversion through uses other than Alternative Daily Cover or Beneficial Use. This annual service will be provided at no additional charge to the Service Recipient and shall not be counted as one of the SFD Service Recipient's free annual Bulky Waste Collections as set forth in Section 10.12. Contractor is not required to Divert Holiday Trees with tinsel, flocking, or ornaments.

10.11.3 Organic Waste - Improper Procedure. Contractor is not required to Collect Organic Waste if the Service Recipient does not segregate the Organic Waste from Solid Waste or Recyclable Materials. Furthermore, Contractor is not required to Collect Organic Wastes that are Contaminated through commingling with Solid Waste or Recyclable Materials. Contractor will address Contamination in accordance with Section 5.08.

10.12 SFD Bulky Waste Collection Service. This service is governed by the following terms and conditions:

10.12.1 Conditions of Service. Contractor must provide SFD Bulky Waste Collection Service to all SFD Service Units in the Service Area whose Bulky Waste has been placed within three (3) feet of the curb, swale, paved surface of the public roadway, closest accessible roadway, or other such location agreed to by Contractor and Service Recipient, that will provide safe and efficient accessibility to Contractor's Collection crew and vehicle. Up to two (2) times per Calendar Year, each Service Recipient is entitled to receive Bulky Waste Disposal amounting to the equivalent of: (a) two (2) Large Items, (b) fifteen (15) 35-gallon bags with a maximum weight of 50 pounds per each bag, or (c) up to 3 cubic yards of Garbage or Organic Waste per Dwelling Unit for up to four (4) units at no additional cost and expense. For subsequent Collection in any Calendar Year, the Contractor shall receive compensation from the Customer at the rate for such service as set in Exhibit 1.

10.12.2 Frequency of Service. Bulky Waste Collection Service will be provided on the next regular Collection day if the request is received at least ten (10) Workdays in advance of the next regular Collection day. The Service Recipient may not intentionally commingle residential Bulky Waste with other Residential Waste.

10.12.3 Bulky Waste Containing Freon. In the event Contractor Collects Bulky Waste that contain Freon, Contractor must handle such Bulky Waste in a manner such that the Bulky Waste is not subject to regulation as Hazardous Waste under applicable State and Federal laws or regulations. Bulky Waste containing freon will be subject to a freon removal and disposal fee.

10.12.4 Maximum Reuse and Recycling. Contractor must Dispose of Bulky Waste Collected from Service Units pursuant to this Agreement in accordance with the following hierarchy:

A. Reuse as is (where energy efficiency is not compromised).

B. Disassemble for reuse or Recycling.

C. Recycle.

D. Disposal.

10.12.5 Disposal of Bulky Waste. Contractor may not landfill such Bulky Waste unless the Bulky Waste cannot be reused or recycled.

10.13 Used Motor Oil Collection Service. At no additional cost to Service Recipient, Contractor shall provide used oil Collection Service to all SFD Service Units in the Service Area whose used oil has been placed in Contractor-provided receptacles within three (3) feet of the curb, swale, paved surface of the public roadway, closest accessible roadway, or other such location agreed to by Contractor and Service Recipient. To participate in used oil Collection service, a SFD Customer must contact Contractor to sign up for the service, after which point they will receive from the Contractor spill-safe receptacles for the Collection of used motor oil and plastic bags for the Collection of used oil filters. A SFD Customer must also contact Contractor to request Collection Service in advance of a pick-up. Used oil Collection Service will be provided on the next regular Collection day if the request for a pick-up is received at least two (2) Workdays in advance of the next regular Collection day. Contractor shall then provide replacement receptacles and filter bags to SFD Customers upon further request.

## Article 11. MFD Service

11.01 MFD Conditions of Service. Except as set forth below, Contractor must provide MFD Collection Services to all MFD Units in the Service Area. The MFD Services are governed by the following terms and conditions:

11.01.1 Bundled MFD Cart Service. Except for those Service Recipients that choose to receive Bins for service, Contractor must provide MFD Collection Service to all MFD Service Units in the Service Area whose MFD Solid Waste is properly containerized in Black/Grey Garbage Carts; Blue Recyclable Materials are properly containerized in Recyclable Materials Carts, except as set forth in Section 11.09.4; and Organic Wastes are properly containerized in Green Organic Waste Carts, except as set forth in Section 11.10.4; and where the Garbage, Recyclable Materials, and Organic Waste carts have been placed within three (3) feet of the curb, swale, paved surface of the public roadway, closest accessible roadway, or other such location agreed to by Contractor and Service Recipient that will provide safe and efficient accessibility to Contractor's Collection crew and vehicle.

11.01.2 Bundled MFD Bin Service. Contractor must provide MFD Solid Waste Collection Service to MFD Service Units in the Service Area that choose to receive Bins for service. MFD Collection Service shall be provided in Garbage Bins at the size and frequency as requested by

the MFD Service Recipient and including at no additional cost one (1) 95-Gallon Blue Recyclable Materials Cart as part of the base bundled MFD Collection Service. Additional services may be requested by the MFD Service Recipient. To be exempted from MFD Recyclable Materials Service or MFD Organic Waste Collection Service, Service Recipient must apply for exemption to the City. All such exemption applications must be reported and approved by the City. Additional Collection Containers or different size Collection Containers are subject to the applicable Maximum Service Rate set forth in Exhibit 1.

11.01.3 On-Premises Service. Notwithstanding any term or definition set forth in this Agreement, Contractor must provide Collection of MFD Garbage, Recyclable Materials, and Organic Waste on the MFD Service Recipients Premises to an MFD Service Unit as follows.

11.01.3.1 At no additional cost to the MFD Service Unit. MFD Service Units where all adult Service Recipients residing therein have disabilities that prevent them from setting their Garbage, Recyclable Materials, Organic Waste Cart, or Bulky Waste at the curb for Collection, and if a request for on-premises service has been made. For Bulky Waste on-premises services, materials must be staged externally to the Dwelling Unit in a location that's accessible and visible to Contractor, as close to the Service Unit's standard curbside Collection location as is feasible for the Customer.

11.01.3.2 At an additional cost to the MFD Service Unit.

A. MFD Service Units where topography, steep driveways, below-grade dwellings, or limited access to public streets that prevent the MFD Service Recipient from setting their Garbage, Recyclable Materials, or Organic Waste Cart at the curb for Collection, as determined by the City and agreed by the Contractor, and if a request for on-premises service has been made.

B. MFD Service Units inaccessible by standard 3- or 4-axel Collection Vehicles as determined by the Contractor and agreed by the City. Stinger/scout truck services shall be provided for the retrieval of Collection Containers from locations with accessibility constraints that make Containers difficult or impossible to access using regular trash Collection trucks.

C. Contractor must offer "push services" to MFD Service Recipients other than those listed above on a subscription basis upon request for the Maximum Service Rate set forth in Exhibit 1. Push services include, but are not limited to, dismounting from the Collection Vehicle, moving the Collection Containers from their storage location for Collection, and returning the Collection Containers back to their storage location.

11.01.3.3 Contractor must provide on-premises Collection Service on the same Workday that curbside Collection would otherwise be provided to the MFD Service Unit.

11.02 Frequency and Scheduling of Service, Including Hours of Collection. MFD Collection Service must be provided, commencing no earlier than 5:00 a.m. and terminating no later than 6:00 p.m., Monday through Friday. This service must be provided as deemed necessary and determined between Contractor and the MFD Service Unit, but such service must be received no less than one (1) time per week with no exception for Holiday(s) as set forth herein, except that Collection service scheduled to fall on a Holiday may be rescheduled as determined between the Service Unit and Contractor as long as the minimum frequency requirement is met. The size of the Container and the frequency (above the minimum) of Collection will be determined between the MFD Service Unit and Contractor. However, size and frequency must be sufficient to provide that no Solid Waste need be placed outside the Collection Container. Contractor must provide Containers as part of the Commercial Collection Maximum Service Rates set forth in Exhibit 1. Service Recipients may own and provide their own Compactor provided that the Service Recipient is completely responsible for its proper maintenance, and that such Compactor is of a type that is compatible with Contractor's equipment. Contractor shall operate equipment that is compatible with pre-existing Service Recipient-owned compactors. All other Collection Containers used by Service Recipients must be owned and supplied by Contractor.

11.03 Manner of Collection. The Contractor must provide Collection Service with as little disturbance as possible; the Contractor must leave any Garbage, Recyclable Materials, or Organic Waste Cart in an upright position, with the lid closed, at the same point it was Collected, without obstructing alleys, roadways, driveways, sidewalks, or mailboxes. Contractor's employees providing Collection Service must follow the regular walk for pedestrians while on private property and may not trespass nor cross property to the adjoining Premises unless the occupant or owner of both properties has given permission. Care should be taken to prevent damage to property, including flowers, shrubs, and other plantings.

11.03.1 Any damage caused by Contractor to Service Recipient property shall be repaired or replaced promptly.

11.03.2 Notification of Accidents. Contractor shall notify City Representative of any accidents occurring within the Service Area that involve Contractor's vehicles, employees, or equipment that result in any personal injury or property damage. Such notification shall be made within twenty-four (24) hours of occurrence to City Representative via both (a) email and (b) either an in-person visit or a telephone call. If Contractor is unable to reach City Representative in person or via telephone, a voicemail is an acceptable alternative.

11.04 Carts. At the start of this Agreement, Contractor must supply Carts that comply with Collection Container specifications in Exhibit 3 to all MFD Service Units.

11.05 Kitchen Food Waste Pails. Upon request, and at the rate specified in the Maximum Service Rates set forth in Exhibit 1, Contractor must provide Kitchen Food Waste Pails to any MFD Service Unit in the Service Area, including all individual Dwelling Units within each MFD Service Unit, and including any new Dwelling Units that are added to Contractor's Service Area during the Term of this Agreement.

11.06 Replacement of Carts. Contractor's employees must take care to prevent damage to Carts by unnecessary rough treatment. Any Cart damaged by the Contractor must be replaced by Contractor, at Contractor's expense, within five (5) Workdays at no cost or inconvenience to the Service Recipient.

11.06.1 Upon notification to Contractor by City or a Service Recipient that the Service Recipient's Cart(s) has been stolen or damaged beyond repair through no fault of Contractor, Contractor must deliver a replacement Cart(s) to such Service Recipient within five (5) Workdays. Contractor must maintain records documenting all Cart replacements occurring monthly.

11.06.2 Each Service Recipient is entitled to the replacement of one (1) lost, destroyed, or stolen Cart every ten (10) years during the life of this Agreement at no cost to the Service Recipient. Except in the case of a Cart that must be replaced because of damage caused by Contractor or in the case where Contractor elects to replace a Cart rather than repair it on-site, Contractor will be compensated for the cost of those replacements in excess of one (1) per type of Cart per Service Recipient during the aforementioned 10-year period within the Term of the Agreement, in accordance with the "Cart Exchange" Maximum Service Rate set forth in Exhibit 1, or as may be adjusted by the City from time to time as provided under this Agreement.

11.06.3 Contractor understands and agrees that this provision is intended to be applied on a per Cart type, individual Service Recipient basis, and accordingly each Service Recipient could receive up to three (3) replacement Carts, one (1) of each type, every ten (10) years during the Term of the Agreement.

11.06.4 Repair of Garbage, Recyclable Materials, and Organic Waste Carts. Contractor is responsible for the repair of Carts, including, but not limited to, hinged lids, wheels, and axles. Within five (5) Workdays of notification by the City or a Service Recipient of the need for such repairs, Contractor must repair the Cart or, if necessary, remove the Cart for repairs and deliver a replacement Cart to the Service Recipient. Collection Container repair also includes the removal of graffiti from the Collection Container.

11.06.5 Cart Exchange Due to Change in Size. Upon notification to Contractor by City or a Service Recipient that a change in the size of a Cart is requested, Contractor must deliver such Cart to such Service Recipient within five (5) Workdays. Each MFD Service Unit is eligible to receive one (1) free Cart exchange per Calendar Year during the Term of this Agreement for moving to a larger Garbage, Recyclable Materials, or Organic Waste Cart size. Each MFD Service Unit is eligible to receive unlimited Cart exchanges per Calendar Year during the Term of this Agreement for moving to a smaller Garbage Cart size. Each MFD Service Unit is eligible to receive one (1) free Cart exchange per Calendar Year during the Term of this Agreement for moving to a smaller Recyclable Materials or Organic Waste Cart size, provided they can demonstrate that they (a) have cart storage space constraints and (b) do not generate enough of a waste stream type to justify the larger size of cart. Accordingly, Contractor will be compensated only for the cost of those exchanges in excess of one (1) per Calendar Year for those Service Units receiving larger Cart sizes, in accordance with the "Cart Exchange" service rate as set forth in Exhibit 1 or as may be adjusted this Agreement.

11.06.6 Additional Cart Request. Upon notification to the Contractor by City or a Service Recipient that additional Carts for Garbage, Recyclable Materials, or Organic Waste are requested, Contractor shall deliver such Carts to such Service Recipient within five (5) Workdays, at the rate set forth in Exhibit 1.

11.06.7 Ownership of Carts. Ownership of Carts is vested in the Contractor. Contractor and City mutually acknowledge and agree that Contractor's right to maintain its Collection Containers in and on the public rights-of-way of the City, subject to the requirements and conditions herein, is a material benefit and part of a bargained-for exchange of consideration under this Agreement that includes, but is not necessarily limited to Contractor's Franchise Fee Payments to City.

11.07 Replacing and Cleaning Dirty Collection Containers. Each MFD Service Recipient is entitled to request the exchange of dirty Garbage, Recyclable Materials, and Organic Waste Carts, for clean Garbage, Recyclable Materials, or Organic Waste Carts. Upon receiving such a request from an SFD Service Recipient within the allowed timeframe, Contractor must clean all Collection Containers or must replace the dirty Collection Containers with clean Collection Containers. Any Collection Container cleanings done at a Contractor facility must be done in such a manner that results in no water entering the City's storm drain system. This service shall be provided at the Maximum Service Rates set forth in Exhibit 1.

11.08 MFD Garbage Collection Service. This service is governed by the following terms and conditions:

11.08.1 Non-Collection. Contractor is not required to Collect any Garbage that is not placed in a Garbage Cart. In the event of non-collection, Contractor must provide the following written notice via email, U.S. mail, or in person (which may be by Non-Collection Notice) to the Service Recipient: the date of the Solid Waste Non-Collection and the reason for Non-Collection. Contractor's Non-Collection Notice for MFD Service Recipients shall also contain instructions on (a) how to schedule a Bulky Waste Collection and, if relevant, (b) how to request an additional Collection Container, as well as a QR code that links to a website with all disposal programs offered by the City. If Non-Collection occurs for some unforeseeable circumstance not listed in this Agreement that the Contractor encounters and is impeded by, Contractor shall provide the same written notice as described in this Section.

11.08.2 Disposal Facility. Except as set forth below, all Garbage Collected as a result of performing Solid Waste Collection must be transported to, and Disposed of, at the Disposal Facilities listed in Exhibit 7. Failure to comply with this provision may result in assessment of Administrative Charges and Penalties as specified in Exhibit 4 and may result in Contractor being in default under this Agreement.

11.09 MFD Recyclable Materials Service. This service is governed by the following terms and conditions:

11.09.1 Conditions of Service. Contractor must provide MFD Recyclable Materials Service to all MFD Service Units in the Service Area whose Recyclable Materials are properly containerized in Recyclable Materials Collection Containers except as set forth below, where the Recyclable Materials Collection Containers are accessible. The Maximum Service Rates for Contractor's MFD Recyclable Materials Services are set forth in Exhibit 1.

11.09.2 Base MFD Recyclable Materials Service. All MFD Service Recipients subscribing to MFD Solid Waste Collection Service must receive weekly Collection of Recyclable Materials with a minimum of at least one (1) 95-gallon Recyclable Materials Cart per Service Recipient and included in the Bundled Rate set forth in Exhibit 1. The actual configuration of Recyclable Materials Collection Container sizes to be provided will be based on the total equivalent volume and configured in a manner determined by the Service Recipient in consultation with Contractor.

11.09.3 Overages. Corrugated cardboard that will not fit inside the Recyclable Materials Cart may be flattened and dropped off at Contractor's Recycling Center during normal business hours (8:00 a.m. through 5:00 p.m., Monday through Friday).

11.09.4 Recyclable Materials - Improper Procedure. The Contractor is not required to Collect Recyclable Materials if the Service Recipient does not segregate the Recyclable Materials from Solid Waste or Organic Waste. Furthermore, Contractor is not required to Collect Recyclable Materials that are Contaminated through commingling with Solid Waste or Organic Waste. To address Contamination, Contractor must follow the steps set forth in Section 5.08.

11.09.5 Materials Recovery Facility. Except as provided in Section 5.08, all Recyclable Materials Collected as a result of performing Recyclable Materials services must be delivered to the Materials Recovery Facility listed in Exhibit 7. Failure to comply with this provision may result in assessment of Administrative Charges and Penalties as specified in Exhibit 4 and may result in Contractor being in default under this Agreement.

11.09.6 Recyclable Materials - Changes to Services. Should changes in Applicable Law arise that necessitate any additions or deletions to the services described in this Section, including the type of items included as Recyclable Materials, the parties will negotiate any necessary cost changes and will enter into an Agreement amendment covering such modifications to the services to be performed and the compensation to be paid in accordance with Section 30.02 before undertaking any changes or revisions to such services.

11.10 MFD Organic Waste Collection Service. This service is governed by the following terms and conditions:

11.10.1 Base MFD Organic Waste Service. All MFD Service Recipients subscribing to MFD Garbage Collection Service must receive weekly Collection of Organic Waste. The actual configuration of Organic Waste Collection Container sizes to be provided will be based on the total equivalent volume and configured in a manner determined by the Service Recipient in consultation with Contractor. Contractor may charge for MFD Organic Waste Collection as set forth in Exhibit 1 for MFD Organic Waste Service.

11.10.2 Size and Frequency of Service. This service will be provided as deemed necessary and determined between Contractor and the Service Recipient, but such service must be received no less than one (1) time per week with no exception for Holiday(s) as set forth herein, except that Collection Service scheduled to fall on a Holiday may be rescheduled as determined between the Service Recipient and Contractor as long as the minimum frequency requirement is met. Service may be provided by Bin or Cart at the option of the Service Recipient. The size of the Container and the

frequency (above the minimum) of Collection will be determined between the Customer and Contractor. However, size and frequency must be sufficient to provide that no Organic Waste needs be placed outside the Collection Container. Service Recipients may own and provide their own Compactor provided that the Service Recipient is completely responsible for its proper maintenance, and such Compactor is of a type that is compatible with Contractor's equipment. All other Collection Containers used by Service Recipients must be owned and supplied by Contractor.

11.10.3 Organic Waste Processing Facility. Contractor must deliver all Collected Organic Waste to the Organic Waste Processing Facility listed in Exhibit 7 and agreed upon by the City. Failure to comply with this provision may result in assessment of Administrative Charges and Penalties as specified in Exhibit 4 and may result in Contractor being in default under this Agreement.

11.10.4 Organic Waste - Improper Procedure. Contractor is not required to Collect Organic Waste if the Service Recipient does not segregate the Organic Waste from Solid Waste or Recyclable Materials. Furthermore, Contractor is not required to Collect Organic Wastes that are Contaminated through commingling with Solid Waste or Recyclable Materials. Contractor will address Contamination in accordance with Section 5.08.

11.01 Used Motor Oil Collection Service for MFD Service Units Receiving Cart Service. At no additional cost to Service Recipient, Contractor shall provide used oil Collection Service to all MFD Service Units in the Service Area who receive Cart service and whose used oil has been placed in Contractor-provided receptacles within three (3) feet of the curb, swale, paved surface of the public roadway, closest accessible roadway, or other such location agreed to by Contractor and Service Recipient. To participate in used oil Collection service, a MFD Customer who receives Cart service must contact Contractor to sign up for the service and request spill-safe receptacles for the Collection of used motor oil and plastic bags for the Collection of used oil filters, up to fifteen (15) receptacles and fifteen (15) bags annually. After that point they will receive from the Contractor the receptacles and plastic bags. A MFD Customer must also contact Contractor to request Collection Service in advance of a pick-up. Used oil Collection Service will be provided on the next regular Collection day if the request for a pick-up is received at least two (2) Workdays in advance of the next regular Collection day. Contractor shall then provide replacement receptacles and filter bags to MFD Customers upon further request. These requests must be routed through the MFD Customer or the MFD Customer's official representative.

## Article 12. Commercial Service

12.01 Commercial Conditions of Service. Except as set forth below, Contractor must provide Commercial Collection Services to all Commercial Service Units in the Service Area, including those City Service Units listed in Exhibit 2. MFD Units serviced with Bins will abide by the requirements listed in this Section unless they conflict with the requirements listed in Article 11, in which case Article 11 requirements supersede Article 12 requirements. This service is governed by the following terms and conditions:

12.01.1 Provision of Service. Contractor must provide Commercial Garbage Collection Service, Commercial Recyclable Materials Service, and Commercial Organic Waste Collection Service to all Commercial Service Units Service Units in the Service Area whose Solid Waste, Recyclable Materials, and Organic Waste are properly containerized in Collection Containers as appropriate where the Collection Containers are accessible as set forth in Section 12.01.4. Contractor must offer Garbage in a 95-gallon size, Recyclable Materials in a 65-gallon size, and Organic Waste Carts in a 65-gallon size. Contractor must offer Garbage and Recyclable Materials Bins in 2-, 3-, 4-, and 6-cubic-yard sizes. Contractor may offer Roll-off Containers in 10-, 20-, 30-, and 40-cubic-yard sizes. Contractor must also either provide Collection Service from Compactors that are owned by Commercial Service Units or provide Compactors for Commercial Service Units to use for Collection Service, for the Maximum Service Rates set forth in Exhibit 1. The size of the Container and the frequency (above the minimum) of Collection will be determined between the Service Recipient and Contractor. However, the size and frequency must be sufficient to provide that no Garbage, Recyclable Materials, or Organic Waste need be placed outside the Collection Container.

The base Commercial Collection Service will include Commercial Recyclable Materials Service as described in Section 12.06 below, and Commercial Organic Waste Collection Service as described in Section 12.07 below.

12.01.2 Bundled Service. For the Commercial Solid Waste Collection Service system, Contractor shall provide Garbage Bins as requested by the Commercial Service Recipient and include one (1) 65-Gallon Blue Recyclable Materials Cart. These Carts shall be provided at no more than the Maximum Service Rates set forth in Exhibit 1. Different Container sizes and/or additional services may be requested by the Commercial Service Recipient. To be exempted from Commercial Recyclable Materials Service or Commercial Organic Waste Collection Service, Service Recipient must apply for exemption to the Contractor. All such exemption applications must be reported and approved by the City.

12.01.3 Hours of Collection. Commercial Collection Service must be provided commencing no earlier than 5:00 a.m., and terminating no later than 7:00 p.m., Monday through Saturday, except for Holidays. If the Commercial Collection Service is adjacent to Residential Premises, then Collection service will be provided no earlier than 6:00 a.m. and no later than 5:00 p.m. Monday through Friday, and no earlier than 6:00 a.m. and no later than 5:00 p.m. on Saturday. Cities may require additional restrictions on Collection hours in areas impacted by commute traffic, road repair, around schools, in areas where commercial Collection is within six hundred (600) feet of residential housing, or where continued noise complaints about Collection vehicles have occurred. The hours, day, or both of Collection may be extended due to extraordinary circumstances or conditions with the prior verbal or written consent of the Agreement Administrator.

12.01.4 Accessibility. Contractor must Collect all Collection Containers that are readily accessible to Contractor's crew and vehicles and not blocked. However, Contractor must provide “push services” and “stinger/scout truck services” as necessary upon request during the provision of Commercial Collection Services for the Maximum Service Rate set forth in Exhibit 1. Push services include, but are not limited to, dismounting from the Collection Vehicle, moving the Collection Containers from their storage location for Collection, and returning the Collection Containers back to their storage location, relocking the storage enclosure if a lock is included. Stinger/scout truck services provide for the retrieval of Collection Containers from locations with accessibility constraints that make Containers difficult or impossible to access using regular trash Collection trucks.

12.01.5 Manner of Collection. Contractor must provide Commercial Collection Service consistent with Section 8.08 of the City Code with as little disturbance as possible and must leave any Collection Container in an upright position, with the lid closed, at the same point it originally located, without obstructing alleys, roadways, driveways, sidewalks, or mailboxes.

12.02 Containers. At the start of this Agreement, Contractor must supply Carts, Bins, and Roll-off Containers in good condition that comply with Collection Container specifications in Exhibit 3. If any changes to these specifications are adopted after the Commencement Date that results in Contractor being required to replace Collection Containers before they have been fully depreciated, Contractor will be eligible for additional compensation in accordance with Section 30.02.

12.02.1 Purchase and Distribution of Collection Containers for New Commercial Service Units. Contractor must also distribute newly painted Collection Containers as specified in Exhibit 3 to new Commercial and MFD Service Units that are added to Contractor’s Service Area during the Term of this Agreement. The size and mix of the Collection Containers will be in accordance with the service agreement obtained by Contractor as set forth in this Agreement and the distribution must be completed within five (5) Workdays of receipt of the request for service.

12.02.2 Replacement of Collection Containers. Contractor’s employees must avoid damage to Collection Containers by unnecessary rough treatment. Any Collection Container damaged by the Contractor must be replaced by Contractor, at Contractor's expense, within five (5) Workdays at no cost or inconvenience to the Service Recipient.

12.02.2.1 Each Commercial Service Unit is entitled to the replacement of one (1) lost, destroyed, or stolen Garbage, Recyclable Materials, and Organic Collection Container every ten (10) years during the life of this Agreement at no cost to the Service Unit. Accordingly, Contractor will be compensated for the cost of those replacements in excess of one (1) Garbage, Recyclable Materials, and Organic Collection Container per Commercial Service Unit during the aforementioned 10-year period within the Term of the Agreement, in accordance with the "Collection Container Exchange" Maximum Service Rate, as appropriate, set forth in Exhibit 1. Contractor must deliver a replacement Collection Container to such Service Unit within five (5) Workdays.

12.02.3 Repair of Collection Containers. Contractor is responsible for repair of Collection Containers. Within five (5) Workdays of notification by City or a Service Recipient of the need for such repairs, Contractor must repair the Collection Container or, if necessary, remove the Collection Container for repairs and deliver a replacement Collection Container to the Service Recipient. Collection Container repair also includes the removal of graffiti from the Collection Container.

12.02.4 Collection Container Exchange. Upon notification to Contractor by City or a Service Recipient that a change in their Collection Containers is required, for reasons beyond those outlined in Section 12.02.2, such as the need for a different size of Container, Contractor must deliver such Collection Containers to such Service Recipient within five (5) Workdays. Each Commercial Service Unit is eligible to receive one (1) free Collection Container exchange per Calendar Year during the Term of this Agreement. Contractor is allowed to charge the Service Unit for the cost of those exchanges in excess of one (1) Collection Container exchange per Calendar Year, in accordance with the appropriate "Collection Container Exchange" service rate set forth in Exhibit 1 as may be adjusted by City under this Agreement. Additional Collection Containers or different size Collection Containers are subject to the applicable Maximum Service Rate set forth in Exhibit 1.

12.03 Ownership of Collection Containers. Ownership of Collection Containers distributed by Contractor is vested in Contractor. Contractor and City mutually acknowledge and agree that Contractor's right to maintain its Collection Containers in and on the public rights-of-way of the City, subject to the requirements and conditions herein, is a material benefit and part of a bargained-for exchange of consideration under this Agreement that includes, but is not necessarily limited to Contractor's Franchise Fee Payments to City.

12.04 Replacing or Cleaning Dirty Collection Containers. Each Commercial Service Recipient is entitled to request the exchange of dirty Garbage, Recyclable Materials, and Organic Waste Containers for clean Garbage, Recyclable Materials, or Organic Waste Containers. Upon receiving such a request from a Commercial Service Recipient, Contractor must clean the Collection Containers or must replace the dirty Collection Containers with clean Collection Containers. Any Collection Container cleanings done at Contractor facility must be done in such a manner that results in no water entering the City's storm drain system. This service shall be provided at the Maximum Service Rates set forth in Exhibit 1.

12.05 Commercial Garbage Collection Service.

12.05.1 Conditions of Service. Contractor must provide Commercial Garbage Collection Service to all Commercial Service Units in the Service Area whose Garbage is properly containerized in Garbage Collection Containers, where the Garbage Collection Containers are accessible.

12.05.2 Size and Frequency of Service. This service must be provided as deemed necessary and determined between Contractor and the Commercial Service Unit, but such service must be received no less than one (1) time per week with no exception for Holiday(s) as set forth herein, except that Collection service scheduled to fall on a Holiday may be rescheduled as determined between the Service Unit and Contractor as long as the minimum frequency requirement is met. The size of the Container and the frequency (above the minimum) of Collection will be determined between the Commercial Service Unit and Contractor. However, size and frequency must be sufficient to

provide that no Solid Waste need be placed outside the Collection Container. Contractor must provide Containers as part of the Commercial Collection Maximum Service Rates set forth in Exhibit 1. Service Recipients may own and provide their own Compactor provided that the Service Recipient is completely responsible for its proper maintenance, and that such Compactor is of a type that is compatible with Contractor's equipment. All other Collection Containers used by Service Recipients must be owned and supplied by Contractor.

12.05.3 Non-Collection. Contractor is required to Collect any Commercial Solid Waste that is not placed in a Garbage Collection Container if such Commercial Solid Waste is outside the Garbage Collection Container because of overflow. In the event of non-collection, Contractor must provide the following written notice via email, U.S. mail, or in person (which may be by Non-Collection Notice) to the Service Recipient: the date of the Solid Waste Non-Collection and the reason for Non-Collection. Contractor's Non-Collection Notice for Commercial Service Recipients shall also contain instructions on how to request an additional Collection Container, if relevant. If Non-Collection occurs for some unforeseeable circumstance not listed in this Agreement that the Contractor encounters and is impeded by, Contractor shall provide the same written notice as described in this Section.

12.05.4 Disposal Facility. All Solid Waste Collected as a result of performing Commercial Solid Waste Collection must be transported to, and Disposed of at, the Disposal Facility. Failure to comply with this provision may result in assessment of Administrative Charges and Penalties as specified in Exhibit 4 and may result in Contractor being in default under this Agreement.

12.06 Commercial Recyclable Materials Service. This service is governed by the following terms and conditions:

12.06.1 Conditions of Service. Contractor must provide Commercial Recyclable Materials Service to all Commercial Service Units in the Service Area whose Recyclable Materials are properly containerized in Recyclable Materials Collection Containers, except as set forth below, where the Recyclable Materials Collection Containers are accessible. The Maximum Service Rates for Contractor's Commercial Recyclable Materials Services are set forth in Exhibit 1.

12.06.2 Base Commercial Recyclable Materials Service. All Commercial Service Recipients subscribing to Commercial Solid Waste Collection Service must receive weekly Collection of Recyclable Materials with a minimum of at least one 65-gallon Blue Recyclable Materials Cart per Service Recipient as part of the base service at no more than the Maximum Service Rate set forth in Exhibit 1. The actual configuration of Recyclable Materials Collection Container sizes to be provided will be based on the total equivalent volume and configured in a manner determined by the Service Recipient in consultation with Contractor.

12.06.3 Size and Frequency of Service. This service will be provided as deemed necessary and determined between Contractor and the Service Recipient, but such service must be received no less than one (1) time per week with no exception for Holiday(s) as set forth herein, except that Collection service scheduled to fall on a Holiday may be rescheduled as determined between the Service Recipient and Contractor as long as the minimum frequency requirement is met. Service may be provided by Collection Container at the option of the Service Recipient. The size of the Collection Container and the frequency (above the minimum) of Collection will be determined between the Service Recipient and Contractor. However, size and frequency must be sufficient to provide that no Recyclable Materials need be placed outside the Collection Container. Contractor may charge for Commercial Recyclable Materials Services above the weekly trash volume equivalent and must provide Recyclable Materials Collection Containers as a part of the Bundled Service with rates set forth in Exhibit 1. Service Recipients may own and provide their own Compactor provided that the Service Recipient is completely responsible for its proper maintenance, and that such Compactor is of a type that is compatible with Contractor's equipment. All other Collection Containers used by Service Recipients must be owned and supplied by Contractor.

12.06.4 Recyclable Materials - Improper Procedure. Contractor is not required to Collect Recyclable Materials if the Service Recipient does not segregate the Recyclable Materials from Commercial Solid Waste and Organic Waste. Furthermore, Contractor is not required to Collect Recyclable Materials that are Contaminated through commingling with Solid Waste or Organic Waste. To address Contamination, Contractor must follow the steps as set forth in Section 5.08.

12.06.5 Materials Recovery Facility. All Recyclable Materials Collected as a result of performing Recyclable Materials Services must be delivered to the Materials Recovery Facility listed in Exhibit 7. Failure to comply with this provision may result in assessment of Administrative Charges and Penalties as specified in Exhibit 4 and may result in Contractor being in default under this Agreement.

12.06.6 Recyclable Materials - Changes to Work. Should changes in law arise that necessitate any additions or deletions to the work described herein including the type of items included as Recyclable Materials, the parties will negotiate any necessary cost changes and will enter into an Agreement amendment covering such modifications to the work to be performed and the compensation to be paid in accordance with Section 30.02 before undertaking any changes or revisions to such work.

12.06.7 Additional Recyclable Materials Collection Containers. Contractor must provide additional Recyclable Materials Collection Containers to Commercial Service Recipients above the minimum requirements within five (5) days of request and may charge for such additional capacity set forth in Exhibit 1 provided that additional Collection Containers are used by Service Recipients for the purposes of setting out additional Recyclable Materials for regular weekly Commercial Recyclable Materials Service.

12.07 Commercial Organic Waste Collection Service. This service is governed by the following terms and conditions:

12.07.1 Conditions of Service. Contractor must provide Commercial Organic Waste Collection Service to all Commercial Service Units in the Service Area whose Organic Waste is properly containerized in Organic Collection Containers, where the Organic Waste Collection Containers are accessible. Contractor will conduct a site visit with each non-exempt Service Recipient to determine the specific materials to be included in the Service Recipient's Organic Waste Collection (i.e., Food Waste, Green Waste, combined Food and Green Waste). Contractor will charge for Collection of Organic Waste at no more than the Maximum Service Rate specified in Exhibit 1. Contractor agrees that not all Service Units will necessarily elect to receive Organic Waste Collection Service in Carts, and that Contractor will provide Organic Waste Collection Bins upon request and as necessary. Service Recipients may elect to add Green Waste only Collection Bins to their service at pricing included in Exhibit 1. Contractor will provide enough Collection Containers and at a Collection frequency to allow for any such Service Unit to utilize the Collection of Organic Waste. Commercial Organic Waste Collection will occur Monday through Saturday upon request and as necessary. City shall provide Contractor a list of the names and addresses of Commercial Service Units that are approved by City for exemption from Organic Waste Collection.

12.07.2 Organic Waste Processing Facility. Contractor must deliver all Collected Organic Waste to the Organic Waste Processing Facility listed in Exhibit 7. Failure to comply with this provision may result in assessment of Administrative Charges and Penalties as specified in Exhibit 4 and may result in Contractor being in default under this Agreement.

12.07.3 Organic Waste Collection Frequency. Contractor must comply with CalRecycle Collection frequency requirements as they may apply during the Term of this Agreement. If any such changes to Collection frequency are adopted after Commencement Date that result in Contractor being allowed to reduce the frequency of Garbage or Organic Waste Collection, or otherwise cause Contractor to reduce its Collection costs as a result in a change in Garbage or Organic

Waste Collection frequency, Contractor must provide City with its estimate of its reduced costs and shall make adjustments to the Maximum Service Rates.

12.07.4 Base Commercial Organic Waste Service. All Commercial Service Recipients subscribing to Commercial Garbage Collection Service must receive weekly Collection of the equivalent volume of at least one (1) 65-gallon Green Organic Waste Cart per Service Recipient at no additional cost as part of the base service included in the Bundled Service rate. The actual configuration of Organic Waste Collection Container sizes to be provided will be based on the total equivalent volume and configured in a manner determined by the Service Recipient in consultation with Contractor. Contractor may charge for Commercial Organic Waste Collection as set forth in Exhibit 1 for Commercial Organic Waste Service greater than the base 65-gallon Organic Waste Cart.

12.07.5 Size and Frequency of Service. This service will be provided as deemed necessary and determined between Contractor and the Service Recipient, but such service must be received no less than one (1) time per week with no exception for Holiday(s) as set forth herein, except that Collection service scheduled to fall on a Holiday may be rescheduled as determined between the Service Recipient and Contractor as long as the minimum frequency requirement is met. Service may be provided by Bin or Cart at the option of the Service Recipient. The size of the Container and the frequency (above the minimum) of Collection will be determined between the Customer and Contractor. However, size and frequency must be sufficient to provide that no Organic Waste needs be placed outside the Collection Container. Service Recipients may own and provide their own Compactor provided that the Service Recipient is completely responsible for its proper maintenance, and that such Compactor is of a type that is compatible with Contractor's equipment. All other Collection Containers used by Service Recipients must be owned and supplied by Contractor.

12.07.6 Organic Waste - Improper Procedure. Contractor is not required to Collect Organic Waste if the Service Recipient does not separate the Organic Waste from Solid Waste and Recyclable Materials. Furthermore, Contractor is not required to Collect Organic Waste that is Contaminated through commingling with Solid Waste or Recyclable Materials. To address Contamination, Contractor must follow the steps set forth in Section 5.08.

12.07.7 Organic Waste - Changes to Services. Should changes in law arise that necessitate any additions or deletions to the services described in this Section, including the type of items included as Organic Waste, the parties will negotiate any necessary cost changes and will enter into an Agreement amendment covering such modifications to the services to be performed and the compensation to be paid in accordance with Section 30.02 before undertaking any changes or revisions to such services.

12.07.8 Additional Organic Waste Collection Containers. Contractor must provide additional Organic Waste Collection Containers to Service Recipients at the rates listed in Exhibit 1 provided that additional Collection Containers are used by Service Recipients for the proposes of setting out additional Organic Waste materials for regular weekly Organic Waste Collection Service.

## Article 13. Industrial Service

13.01 Contractor shall provide temporary Bin and Roll-Off Container service, including Construction and Demolition Debris Bins, to Service Recipients. Contractor must offer temporary Bins in 2-, 3-, 4-, and 6-cubic-yard sizes, and Contractor must offer temporary Roll-Off Containers in 20-, 30-, and 40-cubic-yard sizes. Contractor shall deliver such Bin or Roll-Off Container within one (1) Business Day of request. The size of the Container and the frequency of Collection will be determined between the Service Recipient and Contractor. The Contractor shall receive compensation for Temporary Bin and Roll-Off Container Service from the Customer at the rate for such service as set in Exhibit 1.

13.02 Contractor shall provide monthly Roll-Off Container service, including Construction and Demolition Debris Bins, to Service Recipients. Contractor may offer monthly Roll-Off Containers in 10-, 20-

, 30-, and 40-cubic-yard sizes. Contractor shall deliver such Roll-Off Container within one Business Day of request. Contractor must also either provide Collection Service from Compactors that are owned by Commercial Service Units or provide Compactors for Commercial Service Units to use for Collection Service, for the Maximum Service Rates set forth in Exhibit 1. The size of the Container and the frequency of Collection will be determined between the Service Recipient and Contractor. The Contractor shall receive compensation for monthly Roll-Off Container Service from the Customer at the rate for such service as set in Exhibit 1.

13.03 Hours of Collection. Industrial Collection Service must be provided commencing no earlier than 5:00 a.m., and terminating no later than 7:00 p.m., Monday through Saturday, except for Holidays. If the Commercial Collection Service is adjacent to Residential Premises, then Collection service will be provided no earlier than 5:00 a.m. Monday through Friday and 6:00 a.m. on Saturday. The hours, day, or both of Collection may be extended due to extraordinary circumstances or conditions with the prior verbal or written consent of the Agreement Administrator.

# Article 14. City Services

14.01 City Collection Services.

14.01.1 Contractor shall provide Garbage, Recyclable Materials, and Organic Waste Collection Services to all City Service Units set forth in Exhibit 2, or as City may designate in the future (and where applicable, subject to the conditions in this Section), where the Containers are not blocked and are accessible by Contractor's Collection Vehicles. City may update Exhibit 2 annually.

14.01.2 Development Review. Contractor, upon City's request, shall assist the City in the review of applicants' plans for projects covered by Public Resources Code § 42911, including commercial and multi-family projects, to provide for effective and economical accumulation and Collection of Solid Waste.

14.01.3 Abandoned Waste Removal. Contractor shall pay the City a sum of three hundred two thousand dollars ($302,000) per year, paid on a monthly basis along with the Franchise Fee installments, to fund Abandoned Waste Removal services within the geographical boundaries of the City. This payment amount shall increase annually by the CPI Adjustment Calculation in Section 6.02.1.

14.01.4 Contractor shall publicize, in the Customer Service Guide and via one advertisement in Your Town Magazine, the City's preferred method by which members of the public can report abandoned waste and illegal dumping. At time of writing, the City's preferred method is for the public to use the MyCivic smartphone application, but this is subject to change over the course of the Agreement.

14.01.5 City-Sponsored Events Service. Upon request by the City, Contractor shall provide Garbage, Recyclable Materials, and Organic Waste Containers and Collection Services at up to seven (7) City-Sponsored Events annually at no cost to the City. This shall include up to (a) one (1) 40-yard Bin, (b) five (5) 6-yard Bins, and (c) eight (8) 65-gallon Carts per event. City may request two 20-yard Bins in lieu of the single 40-yard Bin. Containers shall be delivered and picked up within forty-eight (48) hours of each event, to prevent unauthorized use of the Containers.

14.01.6 Dumpsters for Large-Scale City Clean-ups. Upon request from City, Contractor shall provide Roll-Off Containers for large-scale City clean-ups, provided that City provides one week of advance notice to Contractor, at the Maximum Service Rates listed in Exhibit 1. Examples of large-scale City clean-ups may include creek desilting events, clearance of materials left after clearing encampments, City-sponsored fire prevention clean-up events, City Facility move-out days, tenant improvements at City Facilities, and other miscellaneous activities on City or public property

that involve large quantities of debris. Containers shall be delivered and picked up on the same day as each clean-up, to prevent unauthorized use of the Containers.

14.02 City Collection Conditions of Service. City Collection Services shall be governed by the following terms and conditions:

14.02.1 Contractor's Good Will. In exchange for the good will of the City and the general public, Contractor voluntarily agrees to provide Solid Waste Collection under this Article at no cost to the City excepting excess service as provided in this Article and warrants that such service shall neither impact the Maximum Service Rates nor be otherwise paid for or subsidized by any other Service Recipients.

14.02.2 Contractor shall receive written permission from the City before placing any Collection Containers on City-owned property for service, except that no such permission shall be needed to place Collection Containers at locations specified for such Containers in Exhibit 2.

14.02.3 Contractor shall limit the number of trips and the path of travel for Collection Vehicles in City parking lots.

14.02.4 Container Service. City Facilities shall be provided Solid Waste Collection generally subject to the same terms and conditions as similar Service Units regarding Container specifications, repair, replacement, cleanings, and exchange; provided the City shall not be charged for any requests for such services.

14.02.5 Frequency of Service. The frequency of Collection may be designated by the City, but not to exceed six (6) times per week per Container. City may change the City Service Units receiving service, and the Container volume and Collection frequency provided to any City Service Unit, by written notice to Contractor.

14.02.6 Keys to City Facilities. City may issue Contractor sets of keys to facilitate access to City Service Unit sites. Contractor shall be responsible for the safekeeping of these keys, and shall pay for the replacement cost of keys if replacements are needed.

## Article 15. Additional Services

15.01 Free Paper Shredding Events. Up to two (2) times per year, at no additional cost to City or its residents, Contractor shall conduct a free paper shredding event at a location as determined by the City. At each event, all City residents will be permitted to deliver an unlimited amount of paper for shredding free of charge by Contractor. Contractor must arrange for all shredded paper generated by each event to be processed in such a manner so as to ensure the Diversion of this material from landfilling.

15.02 Recovered Organic Waste Procurement. Contractor shall assist the City in meeting the SB 1383-mandated recovered Organic Waste procurement target. Contractor must assist City in arranging for produced Compost to comply with SB 1383 procurement requirements to be delivered in qualities, quantities, locations, and times agreed on between City and Contractor. Locations may include locations within the County boundaries that are outside of the City boundaries. Contractor agrees to provide up to two hundred fifty (250) tons of SB 1383 compliant Compost or mulch to the City annually at no additional cost to City. In the event that the City requests that a portion of this recovered Organic Waste product consist of mulch, City may be required to compensate Contractor for the cost difference between the cost per ton of Compost and the cost per ton of SB 1383 compliant mulch. The City shall be permitted to require that this quantity of recovered Organic Waste product be delivered as loose compost/mulch, bagged compost/mulch, or a combination thereof. If there is a cost difference between the loose and bagged material, Contractor shall inform City of the cost difference, and City may choose to pay for the difference or alter the request to consist of loose material. Contractor shall not be required to absorb the cost of bagging the material.

15.03 Compost Giveaway Events. Contractor will provide at least two Compost giveaway events per year for City residents. Contractor shall make available at least thirty (30) tons of Compost for this purpose on an annual basis, in addition to any Compost provided under Section 15.02, at no additional cost to City. The City shall be permitted to require that this quantity of compost be delivered as loose compost, bagged compost, or a combination thereof. The location, date, and time of such events shall be mutually agreed upon by Contractor and City.

15.04 Edible Food Recovery Support. Contractor shall, at no additional cost to the City, provide support to the City's Edible Food Recovery program as required under SB 1383. Contractor support may include, in conjunction with City and the County of Solano, educating commercial Edible Food generators, providing records of site visits, conducting education efforts, providing lists of food recovery organizations, and coordinating with Agreement Administrator and the Solano County Resource Management Department. Contractor will assist the City in conducting Food Waste and Green Waste surveys and Diversion programs by providing accurate and timely service data, conducting site visits, and distributing materials.

15.05 HHW Drop-Off Site. Contractor shall provide, at no additional cost to the City, at least one HHW drop-off site within the Fairfield/Suisun City area, at a location that is mutually agreeable to City and Contractor, and provide free HHW drop-off services to City residents at that site. Contractor shall provide at least two (2) days per month on which City residents can drop off HHW materials for free, and the HHW materials accepted for free shall include, but not be limited to, E-Waste, batteries, oil, paint, and antifreeze. Contractor shall not be required to accept any HHW materials that Contractor is restricted from accepting, handling, or transporting under the rules outlined by the City's hazardous waste permits and/or State or Federal regulations and guidelines. Contractor shall communicate any such restrictions on HHW that Contractor can accept, handle, or transport to City, such that City can consider alternatives for City residents.

15.06 White Goods Drop-Off Days. Contractor shall provide, at no additional cost to the City, a drop-off program for White Goods for City residents within the Fairfield/Suisun City area. The drop-off program shall be staffed adequately to allow use of the program Monday through Friday each week, for a minimum of four (4) hours each day. White Goods shall be dropped off and accepted by Contractor at a location within the Fairfield/Suisun City area that is mutually agreeable to City and Contractor.

15.07 Waste Oil Drop-Off Program. Contractor shall provide, at no additional cost to the City, a drop-off program for waste oil and used oil filters for City residents. The drop-off program shall be staffed adequately to allow use of the program Monday through Friday each week, for a minimum of four (4) hours each day. Oil shall be dropped off and accepted by Contractor at a location within the Fairfield/Suisun City area that is mutually agreeable to City and Contractor. The facility used for this program shall meet all of the required planning approvals of the host jurisdiction(s).

15.08 Buy-Back Center. Contractor shall operate a "Buy-Back Center", at which City residents can redeem aluminum, glass, and polyethylene terephthalate (PET) containers for California Redemption Value (CRV). This facility shall be located at a location within the Fairfield/Suisun City area that is mutually agreeable to City and Contractor. Upon redemption of each eight dollars ($8) of Recyclable Materials, City residents shall receive one coupon which may be submitted to Contractor as credit against the amount owed by a Service Recipient to Contractor in exchange for Collection Service. Each Service Recipient may only remit one such coupon per billing month (maximum twelve coupons per year).

15.09 Extended Producer Responsibility and HHW Drop-Off Events. Contractor shall provide, at no additional cost to the City, a minimum of two City-wide Collection drives with drop-off events for HHW (including E-waste, U-Waste, pharmaceuticals, and sharps), textiles, carpet, and mattresses on an annual basis. The events shall be conducted by Contractor at no cost of any kind to the City. Contractor will schedule Collection events with City approval and advertise the drop-off events not less than one week prior to the scheduled Collection event, but no more than one month prior to the scheduled Collection event. All textile, carpet, and mattresses Collected through this program shall be Diverted from the landfill, either through donation to a local non-profit organization or through other means of Diversion. Contractor must

arrange for appropriate disposal of all HHW generated by each event. Contractor shall not be required to accept any HHW materials that Contractor is restricted from accepting, handling, or transporting under the rules outlined by the City's hazardous waste permits and/or State or Federal regulations and guidelines. Contractor shall communicate any such restrictions on HHW that Contractor can accept, handle, or transport to City, such that City can consider alternatives for City residents.

15.10 Sharps Mail-Back Program. At no additional cost to the City, upon request from any SFD or MFD Service Recipient, Contractor shall deliver or mail a container for home-generated sharps, such as needles, syringes, and lancets, to the requesting SFD or MFD Service Recipient. Service Recipients shall be instructed to mail the sharps containers back to Contractor. Contractor shall set up the postage system for the sharps containers such that there is no cost to the Service Recipient mailing the container. Contractor shall deliver sharps to a permitted hazardous waste facility. In addition, Contractor shall promote this program in newsletters and in other forms of outreach as determined by City.

15.11 Household Alkaline Battery Drop-Off Program. Up to four (4) times per year, at no additional cost to the City, Contractor shall collect household alkaline batteries from up to three (3) City household alkaline battery drop-off locations, as identified in Exhibit 2. Contractor shall provide appropriate containers for the City to use in these locations, to receive and store the batteries. City staff shall notify Contractor when batteries require collection. Contractor shall collect batteries from all locations unless directed by City to collect at one or more centralized locations. Contractor shall deliver batteries to a battery recycler or permitted hazardous waste facility.

15.12 . Support in Complying with SB 54. Contractor will provide reasonable support to the City, in complying with SB 54. Contractor support may include, but is not limited to, record-keeping, collection of data, waste stream sampling, and compilation of reports. Any expansion on supporting the city with compliance may trigger a change in scope.

15.13 Street Sweeping Services. Contractor must provide a Proposal to include Street Sweeping Services for all public City streets and all City-owned parking lots within the geographical boundaries of the City. The frequency of sweeping shall be as shown in Exhibit 11, unless modified by mutual agreement of City and Contractor. Sweeping shall be performed at a time of day that best minimizes conflicts with businesses. The beginning of the "heavy leaf schedule", as referenced in Exhibit 11, shall be as mutually agreed upon by City and Contractor annually. Contractor shall provide emergency sweeping at no additional cost when Contractor's equipment and staff are readily available. City shall reimburse Contractor's costs for any emergency sweeping that requires an emergency call-out of equipment or staff. Contractor shall not be responsible for sweeping streets within construction areas. Sweepers shall be equipped with clean air engines that operate quietly, and they shall also be equipped such that they will sweep rocks, glass, and other debris effectively form public roads, including shoulders and bike paths.

## Article 16. Collection Routes

16.01 Service Routes. Contractor must provide City with maps and digital mapping data precisely defining Collection routes, together with the days and the times at which Collection will regularly commence.

16.02 Service Routes Near Schools. Contractor agrees not to schedule Collection service within 500 feet of a school's roadway frontage and/or driveways during either the school's daily morning student arrival window(s) or the school's daily afternoon student departure window(s).

16.03 Initial Route Changes. Contractor agrees not to change any Residential Solid Waste Collection routes in effect as of the Effective Date of this Agreement prior to July 1, 2026, except for limited route changes that may be necessary for new development and subject to review and approval by the City. After July 1, 2026, if any re-routing of Residential Solid Waste Collection is necessary for Collection efficiency, Contractor may submit to City, in writing, proposed route changes (including maps thereof) not less than sixty (60) calendar days prior to the proposed date of implementation. Any such initial routing

change may not affect more than ten percent (10%) of SFD Service Units in the City and is subject to City review and approval.

16.04 Future Service Route Changes. Contractor must submit to City, in writing, any proposed route change (including maps thereof) not less than sixty (60) calendar days prior to the proposed date of implementation. Contractor may not implement any route changes without the prior review and approval of the Agreement Administrator. If the change will change the Collection day for a Service Recipient, Contractor must notify those Service Recipients in writing of route changes not less than thirty (30) days before the proposed date of implementation.

16.05 Collection Route Audits. City reserves the right to conduct audits of Contractor's Collection routes. Contractor must cooperate with City in connection therewith, including permitting City employees or agents designated by the Agreement Administrator to ride in the Collection Vehicles to conduct the audits. Contractor has no responsibility or liability for the salary, wages, benefits, or worker compensation claims of any person designated by the Agreement Administrator to conduct such audits.

## Article 17. Minimum Performance Standards

17.01 Billing Audit and Performance Reviews.

17.01.1 Contractor Shall Review its Billings to all Customers. The purpose of the review is to determine that the amount which the Contractor is billing each Customer is correct regarding the level of service (i.e., frequency of Collection, size of Container, location of Container) at the rates approved by City Council resolution. The Contractor shall review Customer accounts not less than annually and provide a written certification to the City that all such billing is correct. The documentation of the review, as well as verification that any errors have been corrected, should be provided to the City annually.

17.01.2 Billing Audit and Performance Reviews. City may conduct billing audit and performance reviews (together, "reviews") of Contractor's performance during the Term of this Agreement, as provided herein. City may conduct two (2) full reviews, with payment to City as stated in Section 17.01.2.1 below, during the Initial Term of this Agreement. The purpose of these full reviews will be as described in Section 17.01.2.2 below.

17.01.2.1 Selection and Cost. The reviews will be performed by the City or a qualified firm under contract with the City. City will have the final responsibility for the selection of the firm. City may conduct reviews at any time during the Term of the Agreement.

17.01.2.2 Purpose. The reviews will be designed to verify: that Customer billing rates have been properly calculated and correspond to the level of service received by the Customer, that Contractor is correctly billing for all services provided, that Franchise Fees and other fees required under this Agreement have been properly calculated and paid to City, that Contractor is in compliance with the reporting requirements and performance standards of this Agreement, the Diversion percentages reported by Contractor, and any other provisions of the Agreement.

17.01.2.3 Methods. City (or its designated consultant) may utilize a variety of methods for reviews, including, but not limited to, analysis of relevant documents, on-site and field observations, and interviews. City (or its designated consultant) will review and document the items in the Agreement that can be objectively evaluated, including those that require Contractor to meet specific performance standards, submit information or reports, perform additional services, or document operating procedures. This information will be documented and be formatted in a "compliance checklist", with supporting documentation and findings tracked for each of the identified items.

17.01.2.4 Performance. Reviews will specifically include a determination of Contractor's compliance with the Diversion requirements of Article 8 and the public outreach and education

requirements of Article 20. City (or its designated consultant) may review the Customer service functions and structure utilized by Contractor. This may include Contractor's protocol for addressing Customer complaints and service interruption procedures. Complaint logs may be reviewed, along with procedures and systems for tracking and addressing complaints. On-site and field observations by City (or its designated consultant) may include, but are not necessarily limited to:

A. Interviews and discussions with Contractor's administration and management personnel.

B. Review and observation of Contractor's Customer service functions and structure.

C. Review of public education and outreach materials.

D. Interviews and discussions with Contractor's financial and accounting personnel.

E. Interviews with route dispatchers, field supervisors, and managers.

F. Interviews with route drivers.

G. Interviews with vehicle maintenance staff and observation of maintenance practices.

H. Review of on-route Collection Services, including observation of driver performance and Collection productivity and visual inspection of residential routes before and after Collection to evaluate cart placement and cleanliness of streets.

17.01.2.5 Contractor's Cooperation. Contractor shall cooperate fully with the review and provide all requested data, including operational data, financial data, and other data reasonably requested by City within fifteen (15) Workdays of the request. Failure to submit data by the due date may result in assessment of Administrative Charges and Penalties as specified in Exhibit 4.

17.01.3 Additional Billing Audit and Performance Review. In the event that the Billing Audit and Performance Review concludes that Contractor is not in compliance with all terms and conditions of this Agreement and such non-compliance is material, Contractor is subject to Administrative Charges and Penalties as described in Exhibit 4 as well as reimbursement to the City for the full cost of the audit plus any underpayments discovered during the Audit. Additionally, City may conduct an Additional Billing Audit and Performance Review, beyond the two (2) specified in Section 17.01.2.1, to ensure that Contractor has cured any such area of non-compliance. For the purposes of a determination of non-compliance under this Agreement, Audit findings which result in underpayments of $100,000 or more shall be deemed material. These payment amounts shall increase annually by the CPI Adjustment Calculation in Section 6.02.1.

17.01.4 City Requested Program Review. City reserves the right to require Contractor to periodically conduct reviews of the Garbage, Recyclable Materials, and Organic Waste Collection Service programs, provided that such reviews are reasonable and can be accomplished at no additional cost to Contractor and without interfering with Contractor's operations. Such reviews could assess one or more of the following performance indicators: average volume of Recyclable Materials per set-out per Customer, average volume of Organic Waste per set-out per Customer, participation level, Contamination levels, etc. Prior to the program evaluation review, City and Contractor will meet and discuss the purpose of the review and agree on the method, scope, and data to be provided by Contractor. Failure of Contractor to submit requested data or information to City within fifteen (15)

Workdays of a request may result in assessment of Administrative Charges and Penalties as specified in Exhibit 4.

17.02 Cooperation with Other Program Reviews. Contractor shall cooperate with City and/or its agent(s) as reasonably requested to collect program data, perform field work, conduct route audits to investigate Customer participation levels and set-out volumes, and/or evaluate and monitor program results related to Garbage, Recyclable Materials, and Organic Waste Collected in City by Contractor, provided that such cooperation can be accomplished at no additional cost to Contractor and without interfering with Contractor's operations. Failure of Contractor to submit requested data or information to City within fifteen (15) Workdays of a request may result in assessment of Administrative Charges and Penalties as specified in Exhibit 4.

## Article 18. Collection Equipment

18.01 General Provisions. All equipment used by Contractor in the performance of services under this Agreement must be of a high quality and meet all Federal, State, and local regulations and air quality standards, including all applicable provisions of Air Quality Management District. Collection vehicles must be designed and operated so as to prevent Collected materials from escaping from the vehicles. Hoppers must be closed on top and on all sides with screening material to prevent Collected materials from leaking, blowing, or falling from the vehicles. All trucks and Containers must be watertight and must be operated so that liquids do not spill during Collection or in transit.

18.02 Bulky Waste. Vehicles used for Collection of Bulky Waste may not use Compactor mechanisms or mechanical handling equipment that may damage reusable goods or release Freon or other gases from pressurized appliances.

18.03 Collection Vehicles. Contractor must use Collection Vehicles as listed in the schedule included in Exhibit 4, and may use collection vehicles more than ten (10) years old as long as they are in good repair and operate consistent with other conditions in this Agreement. Contractor shall register all new Collection Vehicles under this Agreement to its address within the City and shall report all purchases of Collection Vehicles under this Agreement as attributable to the City for sales tax purposes. Collection Vehicles must utilize low carbon ("alternative") fuel, which must meet applicable State and Federal laws, regulations, and requirements. If, during the Term of the Agreement, new technologies are available (such as hybrid or electric powered Collection vehicles), the City or the Contractor may request/negotiate implementation of such new Collection vehicles, with a corresponding change to the Maximum Service Rates to reflect additional cost or savings. During the Term, to the extent required by law, Contractor shall provide its Collection Vehicles to be in full compliance with all Applicable Laws, including State and Federal clean air requirements that are adopted or proposed to be adopted, including, but not limited to, the California Air Resources Board Heavy Duty Engine Standards as currently proposed to be contained in California Code of Regulations, Title 13, §§ 2020 et seq., the California Air Resources Board Advanced Clean Fleets Regulation as outlined in California Code of Regulations, Title 13, §§ 2013 et seq., the Federal EPA's Highway Diesel Fuel Sulfur regulations, and all other applicable air pollution control laws.

18.03.1 Zero Emission Vehicle Technology Transition. City and Contractor shall proactively take such steps to plan for, and upon City direction execute, transition of the Contractor's Collection Vehicles to reliance on electricity or other zero emission technologies as a fuel source. Contractor shall report to the City no less than annually on the status of the transition. The City and Contractor shall, no less than annually, confer on the degree to which it is technologically and economically feasible to transition some or all Collection Vehicles to electricity or other zero emission technology. In determining whether it is economically feasible to transition Collection Vehicles per this Section, the City and Contractor shall review and evaluate Contractor's estimated costs of replacing Collection Vehicles with zero emission vehicles. Upon a determination by the City that it is technologically and economically feasible to transition some or all Collection Vehicles to electricity or other zero emissions technology, Contractor shall proceed to purchase and operate such vehicles on a schedule mutually agreed to by Contractor and City, and subject to agreement regarding changes

in Contractor's compensation that are reasonable and necessary for the transition to zero emissions technology. In addition to the change in compensation for the zero emission vehicle implementation, Contractor shall be entitled to a change in Contractor's compensation for construction of an electric charging or other fueling station, subject to the mutual agreement of the City and Contractor and approval of the City Council. Contractor will coordinate with the City in finding or constructing a suitable charging or other fueling station for Contractor's electric or other zero emission Collection Vehicles.

18.04 Collection Vehicle On-Board Technology. Contractor must use Collection Vehicles fitted with GPS tracking devices that can be used to record start and stop times, vehicle locations, and maximum speed. Contractor will provide updates upon request for pickup statuses and completion. By the start of the Term of Agreement, frontload Collection Vehicles must also be fitted with cameras that are programmed to take photos, date and location stamped, to document violations, including Contamination, overfilling, and lids not closed. By end of term, all Collection Vehicles must similarly be fitted with such cameras. GPS and camera data for any such cameras in operation on Collection Vehicles must be made available to City upon request. Failure of Contractor to make data or information available to City within fifteen (15) Workdays of a request may result in assessment of Administrative Charges and Penalties as specified in Exhibit 5.

18.05 Collection Vehicle Size Limitations / Overweight Vehicle Charge. Contractor may not use any Collection Vehicle in violation of weight limitations in Applicable Law, including any weight limitation placed on any public roadway or alley as adopted and posted by City. The Contractor may exceed the Collection Vehicle size limitation for a limited time due to extraordinary circumstances or conditions with the prior written consent of the Agreement Administrator. The limited time may not exceed 120 days. Contractor must report all instances of overweight vehicles to City as part of its quarterly reporting described in Section 22.04, and as part of its Annual Reports to the City described in Section 22.05. Contractor may be assessed Administrative Charges and Penalties as specified in Exhibit 5 as a result of exceeding an overweight vehicle rate of five percent (5.00%) in any Calendar Year during the Term of the Agreement. The overweight vehicle rate will be calculated as the total number of overweight Collection Vehicle instances during the Calendar Year divided by the total number of Collection Vehicle loads transported during the Calendar Year. Prior to collecting Administrative Charges and Penalties for overweight vehicles, the City shall afford Contractor a reasonable opportunity to provide the Agreement Administrator with documentation of the extraordinary circumstance that caused the overweight vehicles. Extraordinary circumstances in this case may include, but are not limited to, heavy rains or high winds that caused excess Green Waste to be generated, rain to accumulate in open Collection Containers, or normal Collection routes to be delayed or shortened due to extreme weather conditions. The Agreement Administrator shall have authority to consider Contractor's documentation and uphold and collect the assessed charge, to reduce the charge, or to waive and dismiss the charge. The Agreement Administrator shall also have the authority to waive charges in advance of an anticipated, or in response to an actual, emergency event.

18.06 Registration; Inspection. All vehicles used by Contractor in providing Solid Waste Collection under this Agreement, except those vehicles used solely on Contractor's Premises, are to be registered with the California Department of Motor Vehicles. In addition, each such vehicle must be inspected by the California Highway Patrol in accordance with Applicable Law. Within two (2) Workdays of a request from the Agreement Administrator, Contractor must provide City a copy of its vehicle maintenance log and any safety compliance report, including, but not limited to, any report issued under California Vehicle Code §§ 34500 and following, as well as the biennial "BIT" inspections conducted by the California Highway Patrol.

18.07 Safety Markings. All Collection equipment used by Contractor must have appropriate safety markings including, but not limited to, highway lighting, flashing, and warning lights, clearance lights, and warning flags. All such safety markings must be in accordance with the requirements of the California Vehicle Code, as may be amended from time to time.

18.08 Vehicle Signage and Painting. Collection Vehicles must be painted and numbered without repetition and must have Contractor's name, Contractor's customer service telephone number, and the number of the vehicle painted in letters of contrasting color, at least four (4) inches high, on each side and the rear of each vehicle. No advertising is permitted other than the name of Contractor, its logo, and its

registered service marks, except for promotional advertisement of the Recyclable Materials and Organic Waste programs, which is encouraged. City is to approve any promotional material of the Recyclable Materials and Organic Waste affixed to or painted on Contractor's Collection Vehicles and may require such promotion to be utilized from time to time to encourage correct Recycling, reduce Contamination, and provide relevant education. Contractor must repaint all vehicles (including vehicles striping) during the Term of this Agreement on a frequency as necessary to maintain a positive public image, as reasonably determined by the Agreement Administrator, but not less often than once every five years.

18.09 Bin and Roll-off Container Signage, and Cleaning. All metal Bins and Roll-off Containers of any service type furnished by Contractor must be galvanized, in compliance with all applicable color specifications as set forth by CalRecycle. All metal or plastic bins and Roll-off Containers must display Contractor's name, Contractor's customer service telephone number, and the number of the Bin or Roll-off Container and must be kept in a clean and sanitary condition. Bins must also have labels that comply with Section 20.10 of this Agreement. Bins and Roll-off Containers should be free of dents and graffiti and newly painted at the start of this Agreement and painted as needed to maintain an orderly appearance throughout the Term of the Agreement, but not less frequently than once every three years. Bins and Roll-off Containers may be subject to periodic, unscheduled inspections by City, and determination as to sanitary condition will be made by City.

18.10 Vehicle Certification.

18.10.1 For each Collection Vehicle used in the performance of services under this Agreement, Contractor must obtain a certificate of compliance (smog check) issued pursuant to Part 5 of Division 26 of the California Health and Safety Code (§§ 43000 et seq.) and regulations promulgated thereunder, and/or a safety compliance report issued pursuant to Division 14.8 of the California Vehicle Code (§§ 34500 et seq.) and the regulations promulgated thereunder, as applicable to the vehicle. Contractor must maintain copies of such certificates and reports and must make such certificates and reports available for inspection upon request by the Agreement Administrator.

18.10.2 By July 1, 2025, Contractor must submit to the Agreement Administrator verification that each of the Contractor's Collection Vehicles has passed the California Heavy Duty Vehicle Inspection. Thereafter, Contractor must cause each vehicle in Contractor's Collection fleet to be tested annually in the California Heavy Duty Inspection Program and must, upon request, submit written verification to City within ten (10) Workdays of the completion of such test. Contractor may not use any vehicle that does not pass such inspection.

18.11 Equipment Maintenance. Contractor must always maintain Collection equipment in a clean condition and in good repair. All parts and systems of the Collection equipment must operate properly and be maintained in a condition satisfactory to City. Contractor must wash all Collection Vehicles at least once a week.

18.12 Maintenance Log. Contractor must maintain a maintenance log for all Collection Vehicles. The log must always be accessible to City by physical inspection upon request of Agreement Administrator, and must show, at a minimum, each vehicle's Contractor-assigned identification number, date purchased or initially leased, dates of performance of routine maintenance, dates of performance of any additional maintenance, and description of additional maintenance performed.

18.13 Equipment Inventory. On or before July 1, 2025, Contractor shall provide to City an inventory of Collection Vehicles and major equipment used by Contractor for Collection or transportation and performance of services under this Agreement. The inventory must indicate each Collection Vehicle by Contractor-assigned identification number, DMV license number, the age of the chassis and body, the type of fuel used, the type and capacity of each vehicle, the number of vehicles by type, the date of acquisition, the decibel rating, and the maintenance and rebuild status. Contractor must submit an updated inventory, either via email or via electronic document sharing site (e.g., Dropbox), to the Agreement Administrator, either annually or more often, at the request of the Agreement Administrator. Each inventory must also include the tare weight of each vehicle as determined by weighing at a certified scale used by Contractor.

Each vehicle inventory must be accompanied by a certification signed by Contractor that all Collection Vehicles meet the requirements of this Agreement.

18.14 Reserve Equipment. Contractor shall have available to it, at all times, reserve Collection equipment which can be put into service and operation within one (1) hour of any breakdown. Such reserve equipment must correspond in size and capacity to the equipment used by the Contractor to perform the contractual duties.

18.15 RNG Fuel Procurement Credits. Contractor agrees to coordinate and cooperate with the City to meet its Recovered Organic Waste Product procurement target, as defined in, and required by Applicable Law. In support of that objective, the City will receive any applicable SB 1383 Recovered Organic Waste Product procurement credits for all RNG used by the Contractor to power Contractor's Collection vehicles as allowed by the Applicable Law and within the time provided therein.

## Article 19. Contractor's Office

19.01 Contractor's Office. Contractor shall maintain an office within the Fairfield/Suisun City area, at a location that is mutually agreeable to City and Contractor, that is accessible to persons with disabilities as required by the Americans with Disabilities Act (ADA). Such office must be equipped with enough telephones so that all Collection Service-related calls received during normal business hours are answered by an employee within five (5) rings. The office must have responsible persons in charge during Collection hours, and must be open during normal business hours (8:00 a.m. to 5:00 p.m. on Monday through Friday). Contractor must provide either a local or toll-free telephone number that connects to the call center described in Section 19.02, and a telephone answering service or mechanical device to receive Service Recipient inquiries during those times when the office is closed. Calls received after normal business hours must be addressed the next Workday morning.

19.02 Customer Service Call Center. Contractor must maintain a Customer Service call center within the United States. Such office must be equipped with enough telephones that all customer service-related calls are answered by an employee within five (5) rings if they are received during normal business hours (8:00 a.m. to 5:00 p.m. on Monday through Friday).

19.03 Emergency Contact. Contractor must provide the Agreement Administrator with an emergency phone number where the Contractor can be reached outside of the required office hours.

19.04 Multilingual/Telecommunications Device for the Deaf (TDD) Service. Contractor must always maintain the capability of responding to telephone calls in English, Spanish, and such other languages as City may direct. Contractor must always maintain the capability of responding to telephone calls through TDD Services.

19.05 Service Recipient Calls. During office hours, Contractor must maintain a telephone answering system capable of accepting at least five (5) incoming calls at one time. Contractor must record all calls, including any inquiries, service requests, or complaints, into a customer service log.

19.05.1 All incoming calls will be answered at the local office or call center within 5 rings. Any call "on-hold" more than 1.5 minutes must have the option to remain "on-hold" or request a "call-back" from a customer service representative. Contractor's customer service representatives must return Service Recipient calls. For all messages left before 3:00 p.m., all "call backs" must be attempted a minimum of one time prior to 5:00 p.m. on the day of the call. For messages left after 3:00 p.m., all "call backs" must be attempted a minimum of one time prior to noon the next Workday. Contractor must make minimum of two (2) attempts within one (1) Workday of the receipt of the call. If Contractor is unable to reach the Service Recipient on the next Workday, Contractor must send a postcard, email, text, or voicemail as indicated by the Service Recipient, to the Service Recipient on the second Workday after the call was received, indicating that the Contractor has attempted to return the call.

# Article 20. Contractor Support Services

20.01 Sustainability/Compliance Representative. Contractor will hire sufficient staff in the role of Sustainability/Compliance Representative to conduct site visits and provide outreach and education in support of meeting Franchise and CalRecycle Diversion requirements and to meet State mandates associated with Applicable Law and all amendments and related subsequent legislation. A Sustainability/Compliance Representative shall be available as needed to meet with the City and conduct site visits to implement Recyclable Materials and Organic Waste programs in the Service Area at least four days a week throughout the year. City may request monthly meetings with Contractor to discuss problems or issues such as Collection or Recycling programs, Billing or Service Recipient service issues, and day-to-day operations.

20.02 Sustainability and Compliance Plan. Contractor, at its own expense, must prepare, submit, and implement an annual (Calendar Year) Sustainability and Compliance Plan ("Plan"), which will guide Contractor's staff's work efforts. Contractor's Plan is provided in Exhibit 9. This Plan will include measures to meet Diversion targets, increase Diversion, and increase participation of Service Recipients in Recyclable Materials and Organic Waste Diversion programs, and should target certain Recyclable Materials or "problem" areas, including Recyclable Materials and Organic Waste sorting and Contamination, within Contractor's Service Area where improvements can be maximized. Planned outreach and education services outlined in Section 20.05 should be included as part of the Plan and updated annually. Any new outreach materials shall not be circulated to the public without City review and approval. Targets of outreach shall be based on local trends and Recycling patterns from data obtained by both the City and Contractor. Contractor will maintain current and state-of-the-art public outreach and education services throughout the Term of this Agreement by providing outreach materials to Service Recipients electronically (via email and social media). Contractor must submit first year draft Plan to the City prior to the Commencement Date and by July 1st each year thereafter for the Term of the Agreement. City shall review and provide revisions to draft Plan within thirty (30) days of receipt. City shall review, provide comments, approve all education, and outreach materials. Contractor must revise and submit final Plan to City by December 1, 2025, for first year and then each year thereafter for the Term of the Agreement.

20.02.1 Approach to Meeting City's Diversion Requirements. Contractor must document approach to meeting City's Diversion requirements by specific Diversion program type (SFD, MFD, Commercial, Recyclable Material, Organic Waste, Bulky Waste, etc.) and must be tied to both specific and public education programs. This must include an implementation schedule showing the specific programs and tasks, milestones, and timeframes for meeting the Diversion requirements.

20.02.2 Environmental Stewardship. Contractor must describe all environmental management policies and activities related to the Solid Waste Collection service, including the use of Alternative Fuel Vehicles, reduction of air emissions and wear and tear on the City's streets, use of recycled products throughout operations, internal waste reduction and reuse protocol, water and resource conservation activities within facilities (design, construction and operation), compliance with laws governing E-Waste, HHW, and U-Waste, and use of non-toxic products when possible.

20.03 School Education and Outreach. Contractor shall develop and utilize outreach materials for use with all ages, including in a school context. Contractor shall distribute educational material and conduct onsite outreach periodically as requested. Additional information will be included in the annual Sustainability and Compliance Plan.

20.04 Compliance Notices. Contractor shall send SB 1383, AB 341, and AB 1826 compliance notices quarterly to all eligible Commercial entities and MFDs that do not subscribe to Organic Waste and/or Recyclable Materials Collection Service with the Contractor and/or do not provide an alternate method for Diverting Organic Waste, in conformance with Applicable Law. These notices shall also notify businesses of requirements under AB 827. Contractor shall mail notifications quarterly on or before the last day of the month following the end of the quarter.

20.05 Technical Assistance.

20.05.1 Site Visits. Contractor shall provide comprehensive Recycling technical assistance to MFD and Commercial Customers with the primary purpose of helping Customers increase Recyclable Materials and Organic Waste Collection services and reducing Solid Waste Collection service. The technical assistance services shall conform with the following performance expectations per month:

| Task | Minimum Number of related actions taken |
|---|---|
| Phone Calls | 7 |
| In-Person Site Visits (i.e., Customer contact) | 15 |

Site visits shall include on-site assessments of the MFD and Commercial Premises to improve Recyclable Materials and Organic Waste Collection program participation and provide recommendations to Customers on how to improve overall resource efficiency. During the site visits, Contractor will be required to provide and/or restock posters, "how to" guides, personal Recyclable Materials baskets/bags for MFD tenants, and any other appropriate materials, and to provide new signage for the Recyclable Materials and Organic Waste Containers if necessary. This program shall also involve preparation and presentation of reports to the City on the Contractor's efforts and results of the technical assistance efforts.

20.05.2 Compliance Reviews.

20.05.2.1 General Requirement. At least once annually, beginning in 2025, Contractor shall review the records of its Commercial and MFD Customers in City that are subscribed for at least two (2) cubic yards per week of combined Solid Waste, Organic Materials, and Recyclables service, to determine whether such Customers are subscribed for Organic Materials Collection service or have an applicable waiver. Contractor shall include the results of each Compliance Review in its next regularly scheduled report to City.

20.05.2.2 Site Visit Requirement for Non-Compliance. Contractor shall conduct a site visit to each Commercial and MFD Customer in City that is determined to (a) not be enrolled in 3-Container Collection service, and (b) not be eligible for a waiver based on the City determination. Contractor shall conduct in-person site visits (i.e., direct Customer contact) to provide educational material about the law's requirements to Commercial and MFD Customers at least once every 3 years.

20.05.2.3 Site Visit Requirement for All Customers. All Commercial and MFD Customers in the City shall receive a site visit from Contractor to affirm proper sorting procedures and sizing of Containers at least once every 5 years.

20.06 Education and Outreach Materials. Contractor must implement public education and outreach in conformance with Applicable Law and in coordination with City. Contractor will develop four bill inserts, which will include a residential customer service guide as well as three residential newsletters, to be distributed quarterly. Contractor shall attend three public events and host booths to promote Recycling education and awareness. Contractor will work with City to identify which special events will be attended. Contractor, together with City, shall work with local media to ensure information on new programs, events, Recyclable Materials, Organic Waste, etc., is communicated to the community. Contractor shall use a variety of options, such as websites and social media, as well as in-person visits to Homeowners Associations, schools, and civic groups to distribute information and education about City Solid Waste and Recyclable Materials programs and events.

20.06.1 Available Services Notice and Information. At least annually, Contractor must publish and distribute (by mail or electronically) a notice to all Service Units regarding the full range of services offered. The notice must be provided in English and Spanish and must be distributed by Contractor no later than March 1st of each year. The notice must contain, at a minimum: (i) definitions of the materials to be Collected; (ii) procedures for setting out materials; (iii) the days when Garbage, Recyclable Materials, and Organic Waste Services will be provided; (iv) Contractor's local customer

service phone number; (v) instructions on the proper filling of Containers; (vi) instructions as to what materials may or may not be placed in Recyclable Materials or Organic Waste Containers; (vii) how to select Container sizes to maximize Diversion; (viii) information about participation in Recyclable Materials and Organic Waste programs; (ix) the fees for Overage and Contamination in the event of non-compliance; (x) the availability of on-premises Collection Services, including the availability of no-charge on-premises Solid Waste Collection for qualified persons; (xi) the availability of Bulky Waste Services; and (xii) the availability of [INSERT ALL OTHER PROGRAMS THAT RESIDENTS MAY NEED REMINDERS FOR].

20.06.2 Contractor shall provide the following to all its Customers under the Agreement annually:

A. Information on the Customer's requirements to properly separate materials in appropriate Containers.

B. Information on methods for: the prevention of Organic Materials generation, Recycling Organic Materials on-site, sending Organic Materials to community Composting, and any other local requirements regarding Organic Materials.

C. Information regarding the methane reduction benefits of reducing the landfill Disposal of Organic Materials, and the methods of Organic Materials recovery contemplated by the Agreement.

D. Information regarding how to recover Organic Materials.

E. Information related to the public health and safety and environmental impacts associated with the landfill Disposal of Organic Materials.

F. The above information will be provided, at a minimum, through print and/or electronic media, and may also be provided through workshops, meetings, and/or on-site visits. All information that SB 1383 requires the City to distribute shall be posted on Contractor's website.

G. Contractor shall provide an educational webpage which includes downloadable copies of all the materials described in this Section.

20.06.3 City-Specific Website. Contractor shall maintain a City-specific website that fully explains the Contractor's current services and rates and the Diversion options available, and that allows Service Recipients to submit service changes, inquiries, complaints, or queries. The website must describe and promote the use of the available Recyclable Materials and Organic Waste services. Contractor's local website must provide information specific to the City's programs. Contractor will ensure that information provided on the website is maintained and up to date. Content will include proper Container set out instructions, educational materials, newsletters, and program descriptions. Website content shall be in English with translations into Spanish and/or other languages to be determined, which may include Tagalog.

20.06.4 Recycling Resources. Contractor shall maintain accurate list of Recyclable Materials on its website and promote proper Recycling to all Service Recipients. Contractor shall consult, collaborate, and coordinate its Recycling outreach and educational materials and activities with the City and incorporate the City's input on the Contractor's Recycling resources and programs.

20.07 Waiver Outreach and Evaluation Support. Contractor shall, at no additional cost to the City, provide support to the City's waiver program as required under SB 1383. Contractor support may include notifying Commercial and MFD Service Units about the availability of waivers and how to obtain and file a waiver, as well as distribution, collection, and evaluation of waiver applications.

20.08 News Media Relations. Contractor will work with local media to ensure information is communicated to community (new programs, events, Recycling information, etc.). Contractor to use options such as local Newspaper, Radio/TV News outlets, Websites, and Social Media. Contractor will notify the Agreement Administrator by email or phone of all requests for news media interviews related to the services covered under this Franchise Agreement within one (1) Workday of Contractor's receipt of the request. When practicable, before responding to any inquiries involving controversial issues or any issues likely to affect participation or Customer's perception of services, Contractor will discuss Contractor's proposed response with the City Agreement Administrator.

20.09 News Media Requests. Contractor will notify the Agreement Administrator by email or phone of all requests for news media interviews related to the services covered under this Agreement within one (1) Workday of Contractor's receipt of the request. When practicable, before responding to any inquiries involving controversial issues or any issues likely to affect participation or Service Recipient's perception of services, Contractor will discuss Contractor's proposed response with the Agreement Administrator.

20.09.1 Copies of draft news releases or proposed trade journal articles that use the name of City or relate to the services provided hereunder must be submitted to the Agreement Administrator for prior review and approval at least five (5) working days in advance of release, except where Contractor is required by any Applicable Law to submit materials to any regulatory agency in a shorter period of time, in which case Contractor must submit such materials to City simultaneously with Contractor's submittal to such regulatory agency.

20.09.2 Copies of articles resulting from media interviews or news releases that use the name of City or relate to the services provided hereunder must be provided to the City within five (5) days after publication.

20.10 Acceptable Materials Labeling. All new Collection Containers must be labeled in compliance with SB 1383 labeling requirements, via durable inlay. Each label shall clearly list Acceptable materials to be placed in the corresponding Container, as well as primary prohibited materials. Labels must be updated as needed reflect any changes in the list of Acceptable materials (Exhibit 11).

20.11 Edible Food Recovery Support. Contractor shall annually provide City with a list of Tier One and Tier Two Commercial Edible Food Generators located in the City. Upon request from Contractor, City shall use reasonable efforts without incurring significant additional costs to cooperate and consider methods for collecting information from Customers and sharing such information with Contractor in an effort to assist Contractor with identifying the Tier One and Tier Two commercial Edible Food generators within the City.

20.12 Programs and Services. Contractor must provide additional educational and outreach services and programs as requested by City at a price to be mutually agreed upon between the Contractor and the Agreement Administrator. In the event Contractor and the Agreement Administrator cannot reach a mutually agreed upon price for the requested service or program, City has the right to procure the service of other vendors or contractors to provide the requested service.

20.13 Operations Plans. Contractor must adhere to the Customer Service Plan included as Exhibit 6 and Collection Service Operations Plan included as Exhibit 7, the two of which present the specific Collection programs that will be implemented in the City.

20.14 Route Audits / Route Reviews.

20.14.1 General Requirement. At least once annually, beginning in 2025, Contractor or its approved designee shall conduct a Route Review for each Hauler Route. The number of Containers to review per Hauler Route shall be calculated on the basis of the number of Garbage accounts provided service by a specific Hauler Route for one week. For example, "Route A" collects Garbage from 250 accounts, 4 days per week, for a total of 1,000 accounts per week; include a minimum of 25 accounts for Route Review of "Route A". For each Route Review of a Hauler Route, Contractor shall inspect at least the following minimum number of Containers but may inspect more if Contractor deems necessary; and shall inspect all Containers placed for Collection (including Recyclable Materials Containers, Organic Waste Containers, and Garbage Containers). Each inspection shall involve lifting the Container lid and observing the contents but shall not require Contractor to disturb the contents or open any bags. Contractor may select the Containers to be inspected at random, or (if mutually agreed with City) by any other method not prohibited under the SB 1383 Regulations. For the avoidance of doubt, Contractor shall not be required to annually inspect every Container on a Hauler Route. Contractor shall include the results of each Route Review in its next regularly scheduled report to City.

| Route Size (# garbage accounts / week) | Minimum Number of Accounts |
|---|---|
| Fewer than 1,500 | 25 |
| 1,500-3,999 | 30 |
| 4,000-6,999 | 35 |
| 7,000 or more | 40 |

20.14.2 Notice of Contamination. Contamination noticing will follow the procedures described in Section 5.08.

# Article 21. Emergency Service

21.01 Revised Services During an Emergency. In the event of a major storm, earthquake, fire, flood, tornado, other natural or man-made disaster, or other such emergency event (collectively "Emergency Event), Contractor will continue to provide Solid Waste Collection to the maximum extent practicable, and in accordance with FEMA's Public Assistance Debris Management Guide (FEMA-325). The Agreement Administrator may grant the Contractor a variance from regular routes and schedules, which will not be withheld unreasonably. As soon as practicable after such Emergency Event, Contractor must advise the Agreement Administrator when it is anticipated that normal routes and schedules can be resumed. The Agreement Administrator will try through the local news media to inform the public when regular services may be resumed. The clean-up from some Emergency Events may require that Contractor hire additional equipment, employ additional personnel, or work existing personnel on overtime hours to clean debris resulting from the event. If Contractor secures written authorization and approval from City through the Agreement Administrator, Contractor will receive additional compensation above the normal compensation contained in this Agreement to cover the costs of rental equipment, additional personnel, overtime hours, and other documented expenses based on the rates set forth in Exhibit 1. City will be given equal priority and access to resources as with other franchise jurisdictions held by Contractor or its affiliates.

21.02 Emergency Event Planning. Within sixty (60) days from a request by City, Contractor shall prepare a draft Emergency Event plan that sets forth procedures for maintaining regular Collection service and Collection of debris following an Emergency Event and provide a framework for how the City will respond, clear, remove, and dispose of debris generated during a disaster. The Emergency Event plan shall address arrangements to provide needed vehicles and personnel, priorities for clean-up at critical facilities, and procedures for reimbursement for costs; it shall also describe communication plans, list key contact persons, and provide maps showing proposed sites for stockpiling of disaster debris that cannot be transported to the landfill. Contractor shall coordinate the plan with City's Public Works Department. The draft plan shall be presented to the City Manager for consideration and approval. The final plan shall be distributed to those employees of Contractor and City who would have a role in implementing upon the occurrence of an Emergency Event.

21.03 Emergency Event Recovery Support. In the event of an Emergency Event, Contractor agrees to provide recovery support upon request by Agreement Administrator. This may include additional hauling of debris, special handling such as wrapping waste in plastic (i.e., "burrito wrapping"), temporary storage of debris where feasible, additional disposal, use of different transfer and disposal facilities, and documentation of debris type, weight, and Diversion. Contractor should follow protocol laid out in the County's Operational Area Mass Debris Management Plan (Annex to the Operational Area Emergency Response Plan) and any subsequent County or City Disaster Debris Plans, as applied to Solid Waste hauling and handling.

## Article 22. Record Keeping and Reporting Requirements

22.01 Record Keeping. Notwithstanding Article 47 herein:

22.01.1 Accounting Records. Contractor must maintain full, complete, and separate financial, statistical, and accounting records pertaining to cash, billing, and provisions of all Collection Services, prepared on an accrual basis in accordance with generally accepted accounting principles. Such records will be subject to audit, copy, and inspection for the purposes set forth in Section 17.01. Gross Revenues derived from provision of the Collection Services, whether such services are performed by Contractor or by a subcontractor or subcontractors, will be recorded as revenues in the accounts of Contractor. The Contractor shall keep and preserve, during the Term of this Agreement, and for a period of not less than four (4) years following expiration or other termination hereof, full, complete, and accurate records, including all cash, billing, and disposal records, as indicated in the Agreement.

22.01.1.1 City reserves the right to request audited, reviewed, or compiled financial statements prepared by an independent Certified Public Accountant, including any associated footnotes, or as may be provided by Contractor or its parent company. In the event that Contractor does not maintain separate financial or accounting records prepared specifically for services provided under this Agreement, Contractor may use industry standard allocation methods to provide financial information as applicable to the service provided under this Agreement. Failure of Contractor to provide requested financial statements to City within fifteen (15) Workdays of a request may result in assessment of Administrative Charges and Penalties as specified in Exhibit 5.

22.01.2 Agreement Materials Records. Contractor must maintain records of the quantities of (i) Residential, MFD, and Commercial Solid Waste Collected and Disposed under the terms of this Agreement, (ii) Recyclable Materials, by type, Collected, purchased, processed, sold, donated, or given for no compensation under the terms of this Agreement, and (iii) Organic Waste by type, Collected, purchased, processed, sold, donated, or given for no compensation under the terms of this Agreement. Records must be provided to City as specified in Article 20, and upon additional request.

22.01.3 Other Records. Contractor must maintain all other records reasonably related to provision of Collection Services, whether or not specified in this Agreement, and provide them upon City request. Failure of Contractor to submit requested records to City within fifteen (15) Workdays of a request may result in assessment of Administrative Charges and Penalties as specified in Exhibit 5.

22.01.4 Failure to Report. The refusal of Contractor to file any of the reports required in the timelines required, or the inclusion of any materially false or misleading statement or representation made knowingly by Contractor in such report, shall be deemed a material breach of this Agreement and shall subject Contractor to all remedies, legal or equitable, which are available to City under this Agreement or otherwise.

22.01.5 Report Format. All reports to be submitted in a form and format approved by the City, including electronic data submission.

22.02 Online Waste Reporting System. Contractor shall reimburse City $35,000 for the cost of the annual renewal of a license for database and reporting software (e.g., Recyclist) for purposes of meeting SB 1383 reporting requirements. This dollar amount shall increase annually by the CPI Adjustment Calculation in Section 6.02.1. Contractor agrees that all City-related data processed, maintained, or reported through such system shall be readily accessible to, and owned by, City.

22.03 Vehicle GPS and Camera Data. Upon City's request, Contractor shall make available stored vehicle GPS and on-board camera data for City's review.

22.04 Quarterly Reporting.

22.04.1 General. Quarterly reports must be submitted no later than 5 p.m. PT on the last day of the month following the end of Quarter in which the receipts are collected, and must be provided electronically using software acceptable to the City. If the last day of the month falls on a day that City is closed or on a Holiday, then the report will be due on the next Business Day. Failure to submit complete quarterly reporting by the due date may result in assessment of Administrative Charges and Penalties as specified in Exhibit 5.

22.04.2 City Reports. Quarterly reports to City must include:

22.04.2.1 Franchised Tonnage and Service Data. Contractor must provide a full-service list, with the following indicated for each Customer: number of contracted Collections for that Quarter (Collections that were scheduled to take place), and number of actual Collections completed during that Quarter (Collections that took place, not including non-collections or missed Collections). Contractor must also report the number of unique SFD and MFD accounts serviced; the number of unique Commercial and City accounts serviced; tonnage of Garbage, Recyclable Materials, and Organic Waste Collected and processed for Diversion, broken down by Container type. Quantities should be broken down by SFD, MFD, Commercial, and City Services.

22.04.2.2 Overweight Vehicle Reporting. The quarterly report must include a summary total of all instances of overweight Collection Vehicles. This summary must include the number of overweight vehicle instances expressed as a percentage of the total number of Collection Vehicle loads transported during the reported Quarter.

22.04.2.3 Non-Collection. The quarterly report must include a list of all Non-Collection occurrences that took place during that Quarter. It must include the full list of Service Units that experienced Non-Collection, indicate the date of and reason for each Non-Collection incident, and indicate whether a Non-Collection Notice was issued, and in what format it was issued.

22.04.2.4 On-hold. The quarterly report must include each Service Unit that was not billed in the previous Quarter.

22.04.2.5 Collection Overage Charges. The quarterly report must include each Service Unit incurring a charge for a Solid Waste Overage in the previous Quarter.

22.04.2.6 Contamination Reporting. To the extent required by Applicable Law, the quarterly report must include a summary of all instances of qualifying Contamination under the procedures in Section 5.09. This summary must include the total number of accounts where Contamination occurred, the total number of Contamination Violation Notices issued by Contractor to Service Recipients, a list of accounts where such notices occurred, the total number of instances where Collection Container size or Collection frequency was increased specifically due to Contamination, a list of accounts that were charged Contamination fees, and a list of accounts for which the Collection Container size or Collection frequency was increased specifically due to Contamination. Within twenty (20) Workdays of request by City, Contractor will provide copies of the Contamination Violation Notices and the digital documentation of Contamination.

22.04.2.7 Service Recipient Complaint Log. The quarterly report must include the Service Recipient complaint log Collected from the previous Quarter.

22.04.2.8 Reports to City on Customers discovered to be out of compliance with the SB 1383 Regulations, including a list of the Customers, the type of violation (including not donating Edible Food, not providing Containers for Customer use, and other compliance violations), actions taken to educate those Customers, and contact information for those Customers. Such reports shall be provided quarterly or as required by City.

22.04.2.9 List of Programs Utilized. The quarterly report must include a list of all the waste Diversion and reduction programs, as well as other Solid Waste Collections programs, utilized by City residents, with the number of residents per program indicated when known. This report should also include the number of Kitchen Food Waste Pails distributed to residents within the Quarter.

22.04.2.10 Abandoned Waste Reporting. The quarterly report must include a list of the times Contractor provided Abandoned Waste Removal Service to the City, including the dates, the locations of each service, and the amount of material Collected during each incident.

22.05 Annual Reporting.

22.05.1 General. An annual report must be submitted no later than 5 p.m. PT on March 31st Annual reports must be submitted electronically in software acceptable to the City. Failure to submit complete annual reporting by the due date may result in assessment of Administrative Charges and Penalties as specified in Exhibit 5. Annual reports to City must include:

22.05.1.1 Financial Statements. Contractor must submit annual financial statements for the local operation. Statements need not be reviewed or audited statements.

22.05.1.2 Annual Sustainability and Compliance Report. Contractor must complete and submit data sections within their Sustainability and Compliance Plan to document education and outreach conducted, public event participation, school visits, compliance notices mailed, site visits, waste audits completed, information distributed, and media used, and community events hosted. This must include public education activities undertaken during the year, including distribution of bill inserts, Collection notification tags, community information and events, tours, and other activities related to the provision of Collection Services, and must discuss the impact of these activities on Recycling program participation and include amounts Collected from SFD, MFD, Commercial, and City Service Units. The report should include a complete list of all non-exempt commercial accounts, which includes each non-exempt account's status as a "covered generator" under AB 341, AB 1826, and SB 1383; the date and status of Contractor's outreach efforts at each non-exempt account; and the current level of Recyclable Materials and Organic Waste program participation at each non-exempt account.

22.05.1.3 Solid Waste Data. The number of SFD, MFD, Commercial, and City Service Units, and the number of Collection Containers distributed by size and Service Unit type.

22.05.1.4 Recyclable Materials Data. Gross tons Collected daily on average by material type by route for SFD, MFD, Commercial, and City Recyclable Materials service, with map of routes. The average participation rates by Quarter relative to the total number of Service Units by Service Unit type Indicate number of Recyclable Materials Collection Containers distributed by size and Service Unit type.

22.05.1.5 Organic Waste Data. Include average daily gross tons Collected by route, separated by Green Waste and Food Waste when data is available, with map of routes. Include the total number of generators that receive each type of Organic Waste Collection Service provided by the Contractor. Indicate average daily number of setouts by route. Indicate average participation rates relative

to the total number of Service Units in terms of weekly set-out counts. Indicate number of Organic Waste Collection Containers distributed by size and Service Unit type.

22.05.1.6 Customer Service Log. A copy of the customer service log, including a summary of the type and number of complaints and their resolution. Include copies of a written record of all calls related to missed pickups and responses to such calls.

22.05.1.7 Customer Service Information Sheet. A copy of Contractor's most recent Customer Service Information Sheet (i.e., customer call center "cheat sheet") for the City or the equivalent information used by customer service representatives.

22.05.1.8 Overweight Vehicle Data. A summary of all instances of overweight Collection Vehicles. This summary must also include the number of overweight vehicle instances as a percentage of the total number of Collection Vehicle loads transported during the Calendar Year.

22.05.1.9 Summary Narrative. A summary narrative of problems encountered with Collection activities and actions taken. Indicate type and number of Non-Collection Notices left at Service Recipient locations. Indicate instances of property damage or injury, significant changes in operation, market factors, publicity conducted, and needs for publicity. Include description of processed material loads rejected for sale, reason for rejection, and Disposition of load after rejection.

22.05.1.10 Collection Container and Vehicle Inventory. An updated complete inventory of Collection Containers by type and size, and an updated complete inventory of Collection Vehicles, including for each vehicle: truck number, route number, date purchased, vehicle type, tare weight, license plate number, fuel type, vehicle make and model, and vehicle safety records.

22.05.1.11 Diversion Rate. Contractor must provide documentation acceptable to City stating and supporting the Calendar Year's Franchise Diversion Rate, as calculated in accordance with the provisions of Article 8. Any tonnages Diverted and Disposed from large venues and events during the reporting period will be counted towards the calculated Diversion rate.

22.05.1.12 AB 341, AB 1826, and SB 1383 Compliance Data. Contractor must report the total number of Commercial and MFD Service Units serviced, as well as the number of Containers, Container sizes, and frequency of Collection for Garbage, Recyclable Materials, and Organic Waste for each non-exempt Commercial and MFD Service Unit. Contractor must also provide the following information separately for both AB 341 and AB 1826:

A. The total number of non-exempt Commercial and MFD Service Units that fall under the AB 341 or AB 1826 thresholds, and the total number of those non-exempt Commercial and MFD Service Units that are not subscribed to Commercial or MFD Recyclable Materials Collection Service or Commercial or MFD Organic Waste Collection Service.

B. A summary of the type of follow-up outreach that was provided to those non-exempt Commercial and MFD Service Units that are not subscribed to Commercial or MFD Recyclable Materials Collection Service or Commercial or MFD Organic Waste Collection Service.

22.05.1.13 Contractor shall provide proof of training records for Service Recipient personnel, emergency procedures, Customer Service Courtesy, and how to recognize Illicit Discharges and stormwater pollution sources.

22.05.1.14 A list of all recommended waivers for that Calendar Year, including copies of the waiver request form and other supporting documentation (may be provided electronically or over a web page), in accordance with Section 20.07.

A. A list of the Tier One and Tier Two generators, in accordance with Section 20.11.

B. For Route Reviews and Compliance Reviews:

(i) The date the review was conducted.

(ii) The name and title of each person conducting the review.

(iii) A list of the account names and addresses covered by the review.

(iv) For Route Reviews, a description of each Hauler Route reviewed, and a general description of the Hauler Route area.

(v) For Route Reviews, the results of such review (i.e., the addresses where any Prohibited Container Contaminants were found) and any photographs taken.

(vi) For Compliance Reviews, the results of such review (i.e., Contractor's findings as to whether the Customers reviewed are subscribed for Organic Waste Collection service, have an applicable waiver, or neither) and any relevant evidence supporting such findings (e.g., account records).

(vii) Copies of any educational materials issued pursuant to such reviews.

22.05.1.15 Documentation relating to observed Prohibited Container Contaminants, whether observed during Route Reviews or otherwise:

A. Copies of the form of each notice issued to Customers for Prohibited Container Contaminants, as well as, for each such form, a list of the Customers to which such notice was issued, the date of issuance, the Customer's name and service address, and the reason for issuance (if the form is used for multiple reasons).

B. The number of times notices were issued to Customers for Prohibited Container Contaminants.

C. The number of Containers where the contents were Disposed due to observation of Prohibited Container Contaminants.

22.06 Diversion Calculation and Data. By 5:00 p.m. PT on March 31 and annually thereafter during the Term of this Agreement, Contractor must deliver to City, in the format specified by City, the Calendar Year's Franchised Diversion Rate, as calculated in accordance with the provisions of Article 8. Any tonnages Diverted and Disposed from large venues and events during the reporting period will be counted towards the calculated Diversion rate.

22.07 CalRecycle Reports. Contractor will provide reasonable assistance to City in preparing annual reports to CalRecycle (the "Electronic Annual Report" or EAR), including but not limited to supplying required data for preparation of the reports, and completing all required data input.

22.07.1 Online Waste Reporting System and Implementation Record. Contractor shall maintain and keep up-to-date the Online Waste Reporting System with all data necessary to meet the requirements of the SB 1383 regulations and CalRecycle, including all records necessary to fill out the Electronic Annual Report. Contractor shall also be responsible for assisting the City with maintaining the portions of the Online Waste Reporting System records that feed into the City's SB

1383 Implementation Record. Contractor shall not be solely responsible for maintaining the City's SB 1383 Implementation Record, but Contractor shall be solely responsible for maintaining the portions of the Online Waste Reporting System that involve data and knowledge generated by, and programs administered by, the Contractor. Additionally, Contractor shall be responsible for requesting, at least annually, information from the City for City-related activities and activities undertaken be third parties, such as data regarding recovered Organic Waste procurement, recycled paper procurement, and outreach and education, and Contractor shall further be responsible for adding such information to the Online Waste Reporting System if and when it has been provided by the City. In the event that the City generates data or receives data from a third party that the City wishes to include in the Online Waste Reporting System, City shall be responsible for either sending that data to Contractor or adding that data to the Online Waste Reporting System without Contractor assistance.

22.07.1.1 Data Exports from Recyclist. At least twice per Calendar Year, upon request from City, Contractor shall provide a full and complete data export of the City's Implementation Record data and/or other reports from Recyclist in a format approved by City. Contractor shall provide these reports within eight () Workdays of a request from City. In the event that the City is notified of an upcoming review of the City's Implementation Record by CalRecycle, Contractor and City will work together to update the Online Waste Reporting System and produce a full and complete updated export of all requested data as quickly as possible in order to meet any relevant deadline.

22.07.2 In the event that CalRecycle requires City to report an Implementation Schedule and/or Corrective Action Plan to comply with AB 341, AB 1826, SB 1383, SB 1594, and/or other Applicable Laws, Contractor will provide assistance to City in preparing a report, including Contractor's policies and procedures related to compliance with AB 341, AB 1826, SB 1383, and/or other Applicable Laws and how Recyclable Materials or Organic Waste are Collected; a description of the geographic area, routes, list of addresses served, and a method for tracking Contamination; copies of route audits, copies of notice of Contamination; copies of notices, violations, education, and enforcement actions issued; and copies of educational materials, flyers, brochures, newsletters, website, and social media.

22.08 Additional Reporting. Contractor must furnish City with any additional reports as may reasonably be required, and such reports are to be prepared within a reasonable time following the reporting period.

## Article 23. Nondiscrimination

23.01 Nondiscrimination. In the performance of all work and services under this Agreement, Contractor may not discriminate against any person based on such person's race, sex, gender, gender identity, color, national origin, religion, marital status, or sexual orientation. Contractor must comply with all Applicable Laws regarding nondiscrimination, including those prohibiting discrimination in employment.

## Article 24. Service Inquiries and Complaints

24.01 Contractor's Customer Service. All service inquiries and complaints will be directed to Contractor. A representative of Contractor must be available to receive the complaints during normal business hours. Customer Service training shall include Service Recipient courtesy, shall prohibit the use of loud or profane language, and shall instruct Collection crews to perform the work quietly. Contractor shall use its best efforts to ensure that all employees present a neat appearance and conduct themselves in a courteous manner. All service complaints will be handled by Contractor in a prompt and efficient manner. All cases must be addressed and resolved within three (3) Workdays. In the case of a dispute between Contractor and a Service Recipient, the matter will be reviewed, and a decision made, by the Agreement Administrator.

24.01.1 Contractor will utilize the Customer Service Log to maintain a record of all inquiries and complaints in a manner prescribed by City.

24.01.2 For those complaints related to missed Collections, where Containers are properly set out in a timely manner, that are received by 12:00 p.m. (noon) on a Workday, Contractor will return to the Service Unit address and Collect the missed materials before leaving the Service Area for the day. For those complaints related to missed Collections that are received after 12:00 p.m. (noon) on a Workday, Contractor will have until the end of the following Workday to resolve the complaint. For those complaints related to repair or replacement of Collection Containers, the appropriate Sections of this Agreement will apply.

24.01.3 Contractor agrees that it is in the best interest of City that all Garbage, Recyclable Materials, and Organic Waste be Collected on the scheduled Collection day. Accordingly, missed Collections will normally be Collected as set forth above regardless of the reason that the Collection was missed. However, in the event a Service Recipient requests missed Collection service more than two (2) times in any consecutive two (2) month period, the Agreement Administrator will work with Contractor to determine an appropriate resolution to that situation. In the event Contractor believes any complaint to be without merit, Contractor will notify the Agreement Administrator by email. The Agreement Administrator will investigate all disputed complaints and render a decision.

24.01.4 Contractor's service and emergency telephone numbers must be accessible by a local (City) phone number or toll-free number. The service telephone number(s) must be listed in the area's telephone directories under Contractor's name in the White Pages, available through an online search, and listed on the Contractor's website.

24.02 Contractor shall record and catalog all Customer email addresses alongside Customer names and mailing addresses, such that Contractor can more easily and quickly send out updates and announcements as needed. Contractor shall cooperate with City to send out via email any service-related updates and announcements City may deem necessary.

## Article 25. Quality of Performance of Contractor

25.01 Intent. Contractor acknowledges and agrees that one of City's primary goals in entering into this Agreement is to ensure that the Solid Waste Collection is of the highest caliber, that Service Recipient satisfaction remains at the highest level, that maximum Diversion levels are achieved, and that materials Collected are put to the highest and best use to the maximum extent possible.

25.02 Administrative Charges and Penalties. Quality performance by the Contractor is of primary importance. In acknowledgement of this, Contractor agrees to pay City Administrative Charges and Penalties as detailed in Exhibit 4 should Contractor fail to meet its responsibilities under this Agreement. Should Contractor be in breach of the requirements set forth in this Agreement, it is mutually understood and agreed that the public will necessarily suffer damages and that such damages, from the nature of the default in performance, will be extremely difficult and impractical to fix. City finds, and the Contractor agrees, that as of the time of the execution of this Agreement, it is impractical, if not impossible, to reasonably ascertain the extent of damages which will be incurred by City as a result of a breach by Contractor of its obligations under this Agreement. The factors relating to the impracticability of ascertaining damages include, but are not limited to, the fact that: (i) substantial damage results to members of the public who are denied services or denied quality or reliable service; (ii) such breaches cause inconvenience, anxiety, frustration, and deprivation of the benefits of this Agreement to individual members of the general public for whose benefit this Agreement exists, in subjective ways and in varying degrees of intensity which are incapable of measurement in precise monetary terms; (iii) services might be available at substantially lower costs than alternative services, and the monetary loss resulting from denial of services or denial of quality or reliable services is impossible to calculate in precise monetary terms; and (iv) the termination of this Agreement for such breaches, and other remedies are, at best, a means of future correction and not remedies which make the public whole for past breaches. The parties further acknowledge that consistent, reliable collection services are of utmost importance to City and that City has considered and relied on Contractor's representations regarding its quality-of-service commitment in awarding this Agreement. The parties recognize that some quantified standards of performance are necessary and appropriate to ensure

consistent and reliable service and performance. The parties further recognize that if Contractor fails to achieve the performance standards or fails to submit required documents in a timely manner, then City and Suisun City residents and businesses will suffer damages, and that it is, and will be, impractical and extremely difficult to ascertain and determine the exact amount of damages that City will suffer.

25.03 Procedure for Review of Administrative Charges. The Agreement Administrator may assess Administrative Charges and Penalties as specified in Exhibit 4 pursuant to this Agreement quarterly. At the end of each Quarter during the Term of this Agreement, the Agreement Administrator will issue a written notice to Contractor ("Notice of Assessment") of the Administrative Charges and Penalties assessed, if any, and the basis for each assessment. All Administrative Charges and Penalties sought by the City under this Agreement shall be included in each such quarterly report or they shall be deemed waived for that quarter.

25.03.1 The assessment will become final unless, within ten (10) calendar days of the date of the notice of assessment, Contractor provides a written request for a meeting with the City Manager to present evidence that the assessment should not be made.

25.03.2 The Agreement Administrator will schedule a meeting between Contractor and the City Manager as soon as reasonably possible after timely receipt of Contractor's request.

25.03.3 The City Manager will review Contractor's evidence and render a decision sustaining or reversing the Administrative Charges and Penalties as soon as reasonably possible after the meeting. Written notice of the decision will be provided to Contractor.

25.03.4 In the event Contractor does not submit a written request for a meeting within ten (10) calendar days of the date of the Notice of Assessment, the Agreement Administrator's determination will be final.

25.03.5 City's assessment or collection of Administrative Charges and Penalties will not prevent City from exercising any other right or remedy, including the right to terminate this Agreement, for Contractor's failure to perform the work and services in the manner set forth in this Agreement.

25.04 Uncontrollable Circumstances.

25.04.1 If either party is prevented from or delayed in performing its duties under this Agreement by circumstances beyond its control, whether or not foreseeable, including, without limitation, acts of terrorism, landslides, lightning, forest fires, storms, floods, severe weather, freezing, earthquakes, other natural or man-made disasters, the threat of such natural or man-made disasters, pandemics (or threat of same), quarantines, civil disturbances, acts of the public enemy, wars, blockades, public riots, strikes, lockouts or other labor disturbances, acts of government or governmental restraint, or other causes, whether of the kind enumerated or otherwise, that are not reasonably within the control of the affected party, then the affected party will be excused from performance hereunder during the period of such disability.

25.04.2 The party claiming excuse from performance must promptly notify the other party when it learns of the existence of such cause, including the facts constituting such cause, and when such cause has terminated.

25.04.3 The interruption or discontinuance of services by a party caused by circumstances outside of its control will not constitute a default under this Agreement.

25.05 Labor Disputes.

25.05.1 Labor Unrest Directed at Third Party. In the event that labor unrest or job action by Contractor's employees directed at a third party over whom Contractor has no control, Contractor's performance shall be excused to the strictly limited extent such labor unrest or job action actually prevents Contractor from (i) reasonably providing for the safety of Contractor's employees while providing such services; or (ii) making reasonable alterations to to container placement and point of delivery, time of collection, or other operating circumstances that would minimize any confrontation with pickets or the number of persons necessary to make collections The foregoing excuse shall be conditioned on Contractor's cooperation in performing collection services at different times and in different locations.

25.05.2 Contractor Labor Disruptions.

a. Contractor shall advise City in writing at the time any negotiations are undertaken between Contractor and Solano Garbage Company Employees relating to wages and benefits, and Contractor shall regularly report the status of such negotiations from time to time including any pending strike, lock out, walk out, boycott, or other labor dispute to City. Contractor shall notify City within 24 hours of Contractor's recept of notice from a labor union of a possible work stoppage.

b. In the event that Contractor's services under this Agreement are disrupted due to a labor dispute with Solano Garbage Company Employees, Contractor shall immediately notify City of the disruption and shall, within 48 hours of such disruption place 40-yard roll-off boxes or other containers of equivalent capacity at locations designated by City to serve as collection points for customers use. Contractor shall, with City's approval specify distribution locations, and create a schedule for collection of solid waste from such locations. Containers shall be collected by Contractor for no additional charge as necessary to accommodate the waste volume disposed in such containers.

c. In the event of a strike, lockout and other labor disturbance involving Solano Garbage Company employees that causes Contractor to be unable to collect waste from residential or commercial customers within one week of the schedule collection date, Contractor shall meet and confer with the City within one week of the conclusion of the work stoppage, in good faith to provide accommodations and/or credits to customers whose collection services were disrupted during the strike or other labor action. Any such accommodation or credit will be determined based on the type of account each customer holds, which can be residential, commercial, or industrial. These accommodations and/or credit shall include, without limitation, a formula-based credit taking into account the value of missed collection services for residential customers (not inclusive of disposal/processing expenses and franchise fees), Contractor will review Commercial and Industrial customers on a case-by-case basis to confirm the extent of missed services, Contractor reimbursement to the City for documented, reasonable expenses incurred during the work stoppage, and/or the provision of additional services or community partnership opportunities to compensate the City for strike-related impacts.

25.05.3 Collection During Labor Disruption. Contractor shall prioritize those collection activities it is able to perform during the pendency of the labor disruption, with hospitals, essential services, restaurants, and other six services days per week customers prioritized for collection on the basis of health and sanitation. With seventy-two (72) hours after a work stoppage

commences, the Contractor shall provide additional resources from outside the Service Area. These resources will range from third-party vendors to other Republic Services resources from around the country. These resources will perform collection services until normal collection services resume. The Contractor will establish daily communications with the City to review and evaluate service restoration progress. If five business days after Contractor deploys its additional resources, the City is not satisfied with the performance of Republic Services' third party vendors and/or additional resources, City shall provide forty-eight (48) hour written notice to Contractor that City will temporarily contract with other providers or use City employees, to supplement the collection of solid waste throughout the city or in those neighborhoods in the city not receiving adequate solid waste pickup services. The City and Contractor shall promptly meet and confer on the City's proposed use of a third-party contractor or City personnel to provide supplemental collection services, so that Contractor can provide input and/or concurrence on the City's plans or, alternatively, provide assurances that Contractor can satisfactorily provide collection services as requested by the City. If the Contractor does not provide sufficient assurances to the City that collection service(s) will be immediately resumed, the City may temporarily contract with other providers and/or use city employees to resume solid waste collection services. In addition to the reimbursement of City costs incurred in section 25.05.2.c. above, Contractor shall reimburse City for its documented, reasonable costs incurred contracting with temporary third-party providers or the use of City employees, to supplement the collection of solid waste throughout the city or in those neighborhoods in the city not receiving adequate solid waste pickup services during the work stoppage. The Contractor shall notify the City the following business day when the labor disruption has been resolved. Contractor will resume regularly scheduled collection services the following business day.

## Article 26. Performance Bond

26.01 Performance Bond. Within ten (10) Business Days from the date the City Council approves this Agreement, Contractor must furnish to City, and keep current, a performance bond, or irrevocable letter of credit (hereinafter collectively "Performance Bond"), issued or drawn upon a surety, bank, or financial institution reasonably acceptable to City and in a form acceptable to the City Attorney, for the faithful performance of this Agreement and all obligations arising hereunder in an amount as follows:

26.01.1 From July 1, 2025, and so long as this Agreement or any extension thereof remains in force, Contractor must maintain a performance bond in the amount of one million dollars ($1,000,000).

26.01.1.1 The performance bond must be executed by a surety company licensed to do business in the State of California; having an "A-" or better rating by A. M. Best or Standard and Poor's; and included on the list of surety companies approved by the Treasurer of the United States.

26.01.1.2 In the event City draws on the bond, all of City's costs of collection and enforcement of the Bond, including reasonable attorney's fees and costs, must be paid by Contractor.

26.01.1.3 The Performance Bond must be renewed annually for the entire Term of the Agreement, and evidence must be provided to City annually.

26.01.1.4 In the event Contractor shall for any reason (except as otherwise provided in this Agreement) become unable, or fail in any way, to perform as required by this Agreement, City may declare a portion or all of the Performance Bond, as may be necessary to recompense and make whole the City, forfeited to the City. Upon partial or full forfeiture of the Performance Bond, Contractor shall restore the Performance Bond to its original amount within thirty (30) days of the City's notice to do so. Failure to restore the Performance to its full amount within thirty (30) days shall be a material breach of this Agreement.

# Article 27. Insurance

27.01 Insurance Policies. Contractor must secure and maintain, throughout the Term of this Agreement, insurance against claims for injuries to persons or damages to property which may arise from or in connection with Contractor's performance of work or services under this Contract. Contractor's performance of work or services includes performance by Contractor's employees, agents, representatives, and subcontractors.

27.02 Minimum Insurance Requirements.

27.02.1 General Liability Insurance. Contractor shall maintain commercial general liability insurance with coverage at least as broad as Insurance Services Office Form CG 00 01, in an amount not less than $5,000,000 per occurrence, $10,000,000 general aggregate, for bodily injury, personal injury, and property damage. The policy must include contractual liability that has not been amended. Any endorsement restricting standard ISO "insured contract" language will not be accepted.

27.02.2 Automobile Liability Insurance. Contractor shall maintain automobile insurance at least as broad as Insurance Services Office Form CA 00 01, covering bodily injury and property damages for all activities of the Contractor arising out of or in connection with Work to be performed under this Agreement, including any owned, hired, non-owned, or rented vehicles, in an amount not less than $10,000,000 combined single limit for each accident.

27.02.3 Umbrella or Excess Liability Insurance. Contractor shall obtain and maintain an umbrella liability insurance policy with limits that will provide bodily injury, personal injury, and property damage liability coverage, including commercial general liability, automobile liability, and employer's liability. Such policy or policies shall include the following terms and conditions:

- A drop-down feature requiring the policy to respond if any primary insurance that would otherwise have applied proves to be uncollectible in whole or in part for any reason, other than bankruptcy or insolvency of said primary insurer;
- "Pay on behalf of" as opposed to "reimbursement";
- Concurrency of effective dates with primary policies.

Should Contractor obtain and maintain an excess liability policy, such policy shall be excess over commercial general liability, automobile liability, and employer's liability policies. Such policy or policies shall include wording that the excess liability policy follows the terms and conditions of the underlying policies.

27.02.4 Workers' Compensation and Employers Liability: Contractor shall obtain and maintain Workers' Compensation insurance with limits as required by the California Labor Code, and Employers Liability insurance with limits of $5,000,000 per accident. Contractor shall submit to City, along with the certificate of insurance, a blanket-form Waiver of Subrogation endorsement in favor of the City, its officers, agents, employees, and volunteers.

27.02.5 Contractor's Pollution Liability: Contractor's Pollution liability insurance coverage shall be in an amount no less than ten million dollars ($10,000,000) per occurrence and in the aggregate. Coverage shall be extended a minimum of three (3) years beyond the Term of the Agreement, and such insurance shall contain all standard extensions customary for such policy and shall cover prior acts.

27.03 Insurance Provisions/Requirements.

27.03.1 Additional Insured Status. General liability, automobile liability, and umbrella/excess liability insurance policies shall be endorsed via blanket-form endorsement to provide that City and its officers, officials, employees, agents, and volunteers shall be additional insureds under such policies.

27.03.2 Requirements Not Limiting. Requirements of specific coverage features or limits contained in this Section are not intended as a limitation on coverage, limits, or other requirements, or a waiver of any coverage normally provided by any insurance. Specific reference to a given coverage feature is for purposes of clarification only as it pertains to a given issue and is not intended by any party or insured to be all inclusive, or to the exclusion of other coverage, or a waiver of any type. If Contractor maintains higher limits than the minimum shown above, the City requires and shall be entitled to coverage for the higher limits maintained by the Contractor. Any available insurance proceeds in excess of the specified minimum limits of insurance and coverage shall be available to the City.

27.03.3 Self-Insured Retentions. Any self-insured retentions shall be the sole responsibility of Contractor.

27.03.4 Primary/Non-Contributing. Coverage provided by Contractor shall be primary, and any insurance or self-insurance procured or maintained by City shall not be required to contribute with it. The limits of insurance required herein may be satisfied by a combination of primary and umbrella or excess insurance. Any umbrella or excess insurance shall be endorsed via blanket-form endorsement to contain a provision that such coverage shall also apply on a primary and non-contributory basis for the benefit of City before the City's own insurance or self-insurance shall be called upon to protect it as a named insured.

27.03.5 Proof of Insurance. Contractor shall provide an ACORD 25 certificate(s) of insurance and required blanket-form endorsements to City as evidence of the insurance coverage required herein. Insurance certificates and blanket-form endorsements must be approved by City's Risk Manager prior to commencement of performance. Current certification of insurance shall be kept on file with City for the Agreement period and any additional length of time required thereafter.

27.03.6 Duration of Coverage. Contractor shall procure and maintain for the Agreement period, and any additional length of time required thereafter, insurance against claims for injuries to persons or damages to property, or financial loss which may arise from or in connection with the performance of the Work hereunder by Contractor, their agents, representatives, or employees.

27.03.7 City's Rights of Enforcement. In the event any policy of insurance required under this Agreement does not comply with these specifications or is canceled and not replaced, City has the right but not the duty to obtain the insurance it deems necessary, and any premium paid by City will be promptly reimbursed by Contractor or City will withhold amounts sufficient to pay premium from Contractor payments. In the alternative, City may cancel this Agreement.

27.03.8 Acceptable Insurers. All insurance policies shall be issued by an insurance company that is currently authorized by the Insurance Commissioner to transact business of insurance or that is on the List of Approved Surplus Line Insurers in the State of California, with an assigned policyholders' Rating of A- (or higher) and Financial Size Category Class VII (or larger) in accordance with the latest edition of Best's Key Rating Guide, unless otherwise approved by the City's Risk Manager.

27.03.9 Waiver of Subrogation. All insurance coverage maintained or procured pursuant to this agreement shall be endorsed via blanket-form endorsement to waive subrogation

against City, its elected or appointed officers, agents, officials, employees, and volunteers, or shall specifically allow Contractor or others providing insurance evidence in compliance with these specifications to waive their right of recovery prior to a loss. Contractor hereby waives its own right of recovery against City and shall require similar written express waivers and insurance clauses from each of its subcontractors.

27.03.10 Enforcement of Contract Provisions (Non-Estoppel). Contractor acknowledges and agrees that any actual or alleged failure on the part of the City to inform Contractor of non-compliance with any requirement imposes no additional obligations on the City, nor does it waive any rights hereunder.

27.03.11 Notice of Cancellation. Contractor's insurers or the insurers' authorized representative shall provide the City with a thirty (30) day notice of cancellation (except for nonpayment for which a ten (10) day notice is required) or nonrenewal of coverage for each required coverage. If any of the Contractor's insurers are unwilling to provide such notice (workers' compensation and umbrella excluded), then Contractor shall have the responsibility of notifying the City immediately in the event of Contractor's failure to renew any of the required insurance coverages or in the event of insurer's cancellation or non-renewal.

27.03.12 Prohibition of Undisclosed Coverage Limitations. None of the coverages required herein will be in compliance with these requirements if they include any limiting endorsement of any kind that has not been first submitted to City and approved of by the City in writing.

27.03.13 Separation of Insureds. A severability of interests provision must apply for all additional insureds, ensuring that Contractor's insurance shall apply separately to each insured against whom claim is made or suit is brought, except with respect to the insurer's limits of liability. The policy(ies) shall not contain any cross-liability exclusions.

27.03.14 Pass-Through Clause. Contractor agrees to ensure that its subconsultants, subcontractors, and any other parties who are brought onto or involved in the project/service by Contractor (hereinafter collectively "subcontractor") provide the same minimum insurance coverage and endorsements required of Contractor. Contractor agrees to monitor and review all such coverage and assumes all responsibility for ensuring that such coverage is provided in conformity with the requirements of this Section. However, in the event Contractor's subcontractor cannot comply with this requirement, which proof must be submitted to the City, Contractor shall be required to ensure that its subcontractor provide and maintain insurance coverage and endorsements sufficient to the specific risk of exposure involved with subcontractor's scope of work and services, with limits less than required of the Contractor, but in all other terms consistent with the Contractor's requirements under this agreement. This provision does not relieve the Contractor of its contractual obligations under the agreement and/or limit its liability to the amount of insurance coverage provided by its subcontractors. This provision is intended solely to provide Contractor with the ability to utilize a subcontractor who may be otherwise qualified to perform the work or services but may not carry the same insurance limits as required of the Contractor under this agreement given the limited scope of work or services provided by the subcontractor. Contractor agrees that upon request, all agreements with subcontractors, and others engaged in the project, will be submitted to City for review.

27.03.15 City's Rights to Revise Specifications. The City reserves the right at any time during the Term of the Agreement to change the amounts and types of insurance required by giving the Contractor ninety (90) days advance written notice of such change. If such change results in substantial additional cost to the Contractor, the City and Contractor may renegotiate Contractor's compensation.

27.03.16 Timely Notice of Claims. Contractor shall give City prompt and timely notice of claims made or suits instituted that arise out of or result from Contractor's performance under this Agreement, and that involve or may involve coverage under any of the required liability policies.

27.03.17 Additional Insurance. Contractor shall also procure and maintain, at its own cost and expense, any additional kinds of insurance, which in its own judgment may be necessary for its proper protection and prosecution of the Work.

27.03.18 Certificates of insurance must be emailed to the Agreement Administrator, and also mailed to the following address, or any subsequent address as may be directed by the City.

City of Suisun City
City Hall
701 Civic Center Blvd.
Suisun City, CA 94585
Attn: _____

27.04 Subcontractors. Subcontractors must obtain separate certificates and endorsements.

27.05 Modification of Insurance Requirements. The insurance requirements provided in this Agreement may be modified or waived by City's risk manager, in writing, upon the request of Contractor, if City's risk manager determines such modification or waiver is in the best interest of City, considering all relevant factors, including exposure to City.

27.06 Rights of Subrogation. All required insurance policies must preclude any underwriter's rights of recovery or subrogation against City with respect to matters related to Contractor's performance of its obligations under this Agreement, with the express intention of the parties being that the required insurance coverage protects both parties as the primary coverage for any and all losses covered by the above-described insurance via blanket-form endorsement. Contractor must ensure that any companies issuing insurance to cover the requirements contained in this Agreement agree that they will have no recourse against City for payment or assessments in any form on any policy of insurance. The clauses 'Other Insurance Provisions' and 'Insured Duties in the Event of an Occurrence, Claim or Suit' as it appears in any policy of insurance in which City is named as an additional insured will not apply to City.

27.07 Failure to maintain insurance. Should Contractor fail to obtain or maintain insurance as required by this Agreement, Contractor shall have seven (7) days to cure the defect, during which time City shall have the option, but not the obligation to, at Contractor's sole expense: (i) hire replacement waste hauler services to perform Contractor's tasks until insurance coverage is resumed; or (ii) obtain replacement insurance coverage during said cure period. Should Contractor fail to correct this defect, City shall have the option to terminate this Agreement immediately.

## Article 28. Hold Harmless and Indemnification

28.01 Defense and Indemnity for Contractor's Liabilities and Damages. Contractor shall indemnify, defend with counsel approved by the City, and hold City, its elected and appointed officials, officers, agents, employees, independent contractors serving in the role of city officials, and volunteers (collectively "City Indemnitees") harmless from and against any and all liabilities, including but not limited to all claims, demands, lawsuits, judgments, damages, losses, injuries, expenses, and/or costs (including without limitation reasonable legal counsel fees, expert fees, and all other costs and fees of litigation) of every nature (collectively, "Claims") of Contractor and its employees, contractors, and subcontractors arising out of Contractor's performance of this Agreement, except to the extent such Claims arising from the City's negligence or willful misconduct, and excluding Contractor's Claims against City under this Agreement for compensation or breach of the Agreement.

28.02 Defense and Indemnity of Third-Party Claims/Liability. Contractor shall indemnify, defend with legal counsel approved by City, and hold harmless City Indemnitees from and against any and all liabilities, including but not limited to all Claims to the extent arising out of or in connection with the negligent actions or omissions of Contractor and its employees, agents, contractors, and subcontractors in the performance of work hereunder or its failure to comply with any of its obligations contained in the

Agreement, except to the extent such loss or damage is caused by the considerable negligence or willful misconduct of City. Should conflict of interest principles preclude a single legal counsel from representing both City and Contractor, or should City otherwise find Contractor's legal counsel unacceptable, then Contractor shall reimburse City its costs of defense, including without limitation reasonable legal counsel fees, expert fees, and all other costs and fees of litigation. The Contractor shall promptly pay City any final judgment rendered against any of the City Indemnitees with respect to any liabilities or claims covered by this Section. It is expressly understood and agreed that the foregoing provisions will survive termination of this Agreement.

28.02.1 However, without affecting the rights of City under any provision of this Agreement, Contractor shall not be required to indemnify and hold harmless City for liability attributable to the negligence of City, provided such negligence is determined by agreement between the parties or by findings of a court of competent jurisdiction. In instances where City is shown to have been negligent and where City's negligence accounts for only an insignificant percentage of the liability involved, the obligation of the Contractor will be for that entire portion or percentage of liability not attributable to the negligence of City.

28.03 Nonwaiver. City does not waive, nor shall be deemed to have waived, any indemnity, defense or hold harmless rights under this Section because of the acceptance by City, or the deposit with City, of any insurance certificates or policies described in Article 27.

28.04 Diversion Indemnification. Subject to the requirements of Public Resources Code § 40059.1, which will control in the event of any conflict with the provisions of this Section, Contractor agrees to protect and defend City Indemnitees with counsel selected by Contractor and approved by City, to pay all reasonable attorneys' fees, and to indemnify, defend, and hold City Indemnitees harmless from and against all fines or penalties imposed by the California Integrated Waste Management Board if the Diversion goals specified in California Public Resources Code § 41780, as it may be amended, are not met by City with respect to the Materials Collected by Contractor and if the lack in meeting such goals is attributable to the failure of Contractor to implement and operate the Recycling or Diversion programs or undertake the related activities required by this Agreement. In the event CalRecycle provides an administrative process to challenge the imposition of a compliance order or a fine or fines, Contractor will be responsible for engaging any consultants or attorneys necessary to represent City in any challenge. Contractor will be responsible for the retention of and payment to any consultants engaged to perform waste generation studies (Diversion and Disposal). All consultants and attorneys engaged hereunder are subject to the agreement of City and Contractor.

28.05 Hazardous Substances Indemnification. Contractor agrees to indemnify, defend (with counsel reasonably approved by City), protect, and hold harmless the City Indemnitees from and against any and all claims of any kind whatsoever paid, suffered, or incurred by or against the City Indemnitees resulting from any repair, clean-up, removal action, or response action undertaken pursuant to CERCLA, the Health & Safety Code, or other similar Federal, State, or local law or regulation, with respect to Solid Waste or Household Hazardous Waste Collected and Disposed of by Contractor, but not with respect to Exempt Waste, which is expressly excluded from this Agreement and for which Contractor has no obligations, and excluding claims relating in any way to the closure, post-closure, cleanup, response, investigation, or remediation of the Disposal Facility. The foregoing indemnity is intended to operate as an agreement pursuant to § 10(e) of CERCLA and § 25364 of the Health & Safety Code to defend, protect, hold harmless, and indemnify the City Indemnitees from all forms of liability under CERCLA, the Health & Safety Code, or other similar Federal, State, or local law or regulation.

28.06 Proposition 218 Release. City intends to comply with all Applicable Law concerning the Maximum Service Rates provided under this Agreement or any other fees or charges related to this Agreement In the event that a third party challenges the Maximum Service Rates or any other fees or charges related to this Agreement as being in violation of Article XIIIC or XIIID of the California Constitution, or otherwise asserts that they are an invalid tax, assessment, or fee, Contractor agrees to release and hold harmless the City Indemnitees from and against any and all claims Contractor may have against the City

Indemnitees resulting therefrom. This Section will survive the expiration or termination of this Agreement for claims arising prior to the expiration or termination of this Agreement.

28.07 Employment & Labor Practices. Contractor shall indemnify, defend, and hold harmless City Indemnitees, from any and all liability, damages, claims, costs, and expenses of any nature to the extent arising from Contractor's personnel and labor practices, including failure to pay and comply with state or federal prevailing wage laws should such be applicable to Contractor's personnel or labor practices or to one or more of the services it provides pursuant to the Agreement. All duties of Contractor under this paragraph shall survive termination of this Agreement.

28.08 Consideration. It is specifically understood and agreed that the consideration inuring to Contractor for the execution of this Agreement consists of the promises, payments, covenants, rights, and responsibilities contained in this Agreement.

28.09 Obligation. This Agreement obligates Contractor to comply with the foregoing indemnification and release provisions; however, the collateral obligation of providing insurance must also be complied with as set forth in this Agreement. The provision of insurance and the coverage limits therein shall not in any way be a limitation on Contractor's indemnification and defense obligations.

28.10 Subcontractors. Contractor must require all subcontractors performing work in the City to enter into a contract containing the provisions set forth in Article 27, in which contract the subcontractor fully indemnifies City in accordance with this Agreement.

28.11 Exception. Notwithstanding other provisions of this Agreement, Contractor's obligation to indemnify, hold harmless, and defend City, its officers, and its employees will not extend to any loss, liability, penalty, damage, action, or suit arising or resulting solely from acts constituting active negligence, willful misconduct, or violation of law on the part of City, its officers, or its employees.

28.12 Damage by Contractor. If Contractor's employees or subcontractors cause any injury, damage, or loss to City property, including but not limited to City streets or curbs, excluding normal wear and tear, Contractor must reimburse City for City's cost of repairing or replacing such injury, damage, or loss. Such reimbursement is not in derogation of any right of City to be indemnified by Contractor for any such injury, damage, or loss. With the prior written approval of City, Contractor may repair the damage at Contractor's sole cost and expense. Any injury, damage, or loss to private property caused by the negligent or willful acts or omissions of Contractor to private property must be repaired or replaced by Contractor at Contractor's sole expense. Disputes between Contractor and its Service Recipients or private property owners as to damage to private property are civil matters, and complaints of damage will be referred to Contractor as a matter within its sole responsibility and as a matter within the scope of this Article.

## Article 29. Default of Agreement

29.01 Termination. City may cancel this Agreement, except as otherwise provided below in this Section, by giving Contractor thirty (30) calendar days advance written notice, to be served as provided in this Agreement, upon the happening of any one of the following events:

29.01.1 Contractor takes the benefit of any present or future insolvency statute; makes a general assignment for the benefit of creditors; files a voluntary petition in bankruptcy (court); files a petition or answer seeking an arrangement for its reorganization or the readjustment of its indebtedness under the Federal bankruptcy laws or under any other law or statute of the United States or any State thereof; or consents to the appointment of a receiver, trustee or liquidator of all or substantially all of its property; or

29.01.2 By order or decree of a court, Contractor is adjudged bankrupt or an order is made approving a petition filed by any of its creditors or by any of the stockholders of Contractor, seeking its reorganization or the readjustment of its indebtedness under the Federal bankruptcy laws

or under any law or statute of the United States or of any State thereof, provided that if any such judgment or order is stayed or vacated within sixty (60) calendar days after the entry thereof, any notice of default will be and become null, void, and of no effect, unless such stayed judgment or order is reinstated, in which case such default will be deemed immediate; or

29.01.3 By, pursuant to, or under the authority of any legislative act, resolution, or rule or any order or decree of any court or governmental board, agency, or officer having jurisdiction, a receiver, trustee, or liquidator takes possession or control of all or substantially all of the property of Contractor, and such possession or control continues in effect for a period of sixty (60) calendar days; or

29.01.4 Contractor has defaulted, by failing or refusing to pay in a timely manner the Administrative Charges and Penalties or other monies due City under this Agreement, and such default is not cured within thirty (30) calendar days of receipt of written notice by City to do so; or

29.01.5 Contractor has defaulted by allowing any final judgment for the payment of money owed to City to stand against it unsatisfied and such default is not cured within thirty (30) calendar days of receipt of written notice by City to do so; or

29.01.6 In the event that the monies due City is the subject of a judicial proceeding, Contractor will not be in default if the sum of money is bonded. All bonds must be in the form acceptable to the City Attorney; or

29.01.7 Contractor has defaulted, by failing or refusing to perform or observe any of the terms, conditions, or covenants in this Agreement, including, but not limited to, the maintenance of a performance bond in accordance with Article 26, or any of the rules and regulations promulgated by City pursuant thereto, or has wrongfully failed or refused to comply with the instructions of the Agreement Administrator relative thereto, and such default is not cured within thirty (30) calendar days of receipt of written notice by City to do so, or if by reason of the nature of such default, the same cannot be remedied within thirty (30) calendar days following receipt by Contractor of written demand from City to do so, Contractor fails to commence the remedy of such default within such thirty (30) calendar days following such written notice or having so commenced fails thereafter to continue with diligence the curing thereof (with Contractor having the burden of proof to demonstrate (a) that the default cannot be cured within thirty (30) calendar days, and (b) that it is proceeding with diligence to cure such default, and such default will be cured within a reasonable period of time). However, notwithstanding anything contained herein to the contrary, for the failure of Contractor to provide Solid Waste Collection for a period of three (3) consecutive Workdays, City may secure Contractor's records on the fourth (4th) Workday in order to provide interim Solid Waste Collection until such time as the matter is resolved and Contractor is again able to perform pursuant to this Agreement; provided, however, if Contractor is unable for any reason or cause to resume performance at the end of thirty (30) calendar days, all liability of City under this Agreement to Contractor will cease and this Agreement may be terminated by City.

29.02 Violations. Notwithstanding the foregoing and as supplemental and additional means of termination of this Agreement under this Article, in the event that Contractor's record of performance shows that Contractor has defaulted in the performance of any of the covenants and conditions required herein to be kept and performed by Contractor three (3) or more times in any twenty-four (24) month period, and regardless of whether the Contractor has corrected each individual condition of default, Contractor will be deemed a "habitual violator", will be deemed to have waived the right to any further notice or grace period to correct, and all such defaults will be considered cumulative and collectively will constitute a condition of irredeemable default. City may thereupon issue Contractor a final warning citing the circumstances under which Contractor has become a “habitual violator” pursuant to this Section, and any single default by Contractor of whatever nature, subsequent to the occurrence of the last of such cumulative defaults, will be grounds for immediate termination of the Agreement. In the event of any such subsequent default, City may terminate this Agreement upon giving of written final notice to Contractor, such cancellation to be effective upon the date specified in City's written notice to Contractor, and all contractual fees due hereunder plus

any and all charges and interest will be payable to such date, and Contractor will have no further rights hereunder. Immediately upon the specified date in such final notice, Contractor must cease any further performance under this Agreement.

29.03 Effective Date. In the event of any of the events specified above, and except as otherwise provided in such subsections, termination will be effective upon the date specified in City's written notice to Contractor, and upon such date this Agreement will be deemed immediately terminated and upon such termination, except for payment of services rendered up to and including the date of termination, all liability of City under this Agreement to Contractor will cease, and City will have the right to call the performance bond and will be free to negotiate with other contractors for the operation of interim and long-term Collection Services. Contractor must reimburse City for all direct and indirect costs of providing any interim Solid Waste Collection as a result of Contractor's default in this Agreement.

29.04 Termination Cumulative. City's right to terminate this Agreement is cumulative to any other rights and remedies provided by law or by this Agreement.

29.05 Alternative Service. Should Contractor, for any reason, except the occurrence or existence of any of the events or conditions set forth in Section 25.04 (Uncontrollable Circumstances), refuse or be unable for a period of more than forty-eight (48) hours to Collect a material portion or all of the Solid Waste which it is obligated under this Agreement to Collect, and as a result, Solid Waste should accumulate in City to such an extent, in such a manner, or for such a time that the City Manager, in the reasonable exercise of the City Manager's discretion, should find that such accumulation endangers or menaces the public health, safety, or welfare, then City will have the right to Agreement with another Solid Waste enterprise to Collect any or all Solid Waste which Contractor is obligated to Collect pursuant to this Contract. City must provide twenty-four (24) hours prior written notice to Contractor during the period of such event, before contracting with another Solid Waste enterprise to Collect any or all Solid Waste that Contractor would otherwise Collect pursuant to this Agreement for the duration of period during which Contractor is unable to provide such services. In such event, Contractor must undertake commercially reasonable efforts to identify sources from which such substitute Solid Waste services are immediately available and must reimburse City for all of its expenses for such substitute services during period in which Contractor is unable to provide Solid Waste Collection required by this Agreement.

29.06 Survival of Certain Contractor Obligations. Notwithstanding the termination of this Agreement by Contractor or City, Contractor's obligation to indemnify, defend, and hold City and City Indemnitees harmless as provided in this Agreement shall survive any termination of this Agreement. Notwithstanding the termination of this Agreement by Contractor or City, such act shall not automatically invalidate or cancel any insurance policy, letter of credit, performance bond, or similar instruments provided by Contractor under this Agreement, and such policies, letters of credit, performance bonds, and other instruments shall remain in full force and effect for one (1) full year after termination.

## Article 30. Modifications to the Agreement

30.01 City-Directed Change. City has the power to make changes in this Agreement to impose new rules and regulations on Contractor under this Agreement relative to the scope and methods of providing Collection Services, as may from time-to-time be necessary and desirable for the public welfare as long as such changes comply with Applicable Law. The size of Collection Containers specified herein for Bundled Service are designed to meet the requirements of Applicable Law, inclusive of the State's Recycling mandates, including AB 341, AB 1826, and SB 1383, and to be appropriate for the capabilities and capacities of available Materials Recovery Facilities and Organic Waste Processing Facilities at the start of this Agreement. The capabilities and capacities of such facilities may change during the Term of this Agreement as such City reserves the right to redirect materials to alternate facilities and change the designated sizes of Carts and/or Bins in Bundled Services in accordance with any such changes. City will give the Contractor notice of any proposed change, as well as an opportunity to be heard concerning those matters, and agrees to adjust Maximum Service Rates to reasonably reflect additional costs borne by Contractor. The scope and method of providing Solid Waste Collection as referenced herein will be liberally

construed to include the procedures, operations, and obligations, financial or otherwise, of Contractor. When such modifications are made to this Agreement, City and Contractor will negotiate in good faith a reasonable and appropriate compensation adjustment for any increase or decrease in the services or other obligations required of Contractor due to any modification in the Agreement under this Article. City and Contractor will not unreasonably withhold agreement to such compensation adjustment. Should agreement between City and Contractor on compensation adjustment not be reached within six (6) months of the change request, or other period as agreed upon by both parties, City and Contractor agree to submit the compensation adjustment to binding arbitration as described in Section 30.03.

30.02 Change in Law. City and Contractor understand and agree that the California Legislature has the authority to make comprehensive changes in Solid Waste Handling legislation, and that these and other changes in Applicable Law in the future which mandate certain actions or programs for counties, municipalities, or Contractor may require changes or modifications in some of the terms, conditions, or obligations under this Agreement. Contractor agrees that the terms and provisions of the City Code, as it now exists or as it may be amended in the future (in a manner not inconsistent with this Agreement), will apply to all of the provisions of this Agreement and the Service Recipients of Contractor located within the Service Area. In the event any future change in Applicable Law, inclusive of any change in Federal, State, or local laws or regulations or the City Code, that materially alters the obligations of Contractor, then Contractor shall be obligated to, and hereby agrees to, undertake such new or modified services or programs or take such other actions as may be necessary to comply with the Change in Law ("Modified Services"), provided that City and Contractor negotiate in good faith, and agree upon a reasonable and appropriate compensation adjustment for such Modified Services. City and Contractor will not unreasonably withhold agreement to such compensation adjustment. Should agreement between City and Contractor on compensation adjustment not be reached within six (6) months of the change request, or other period as agreed upon by both parties, City and Contractor agree to submit the compensation adjustment to binding arbitration as described in Section 30.03. Nothing contained in this Agreement will require any party to perform any act or function contrary to Applicable Law.

30.03 Arbitration. Arbitration shall be conducted by a single arbitrator. If, within twenty (20) days from the receipt of a request to arbitrate (or such longer period mutually agreed to by the parties), the parties are unable to agree on an arbitrator, then a single arbitrator shall be appointed pursuant to the Commercial Arbitration Rules of the American Arbitration Association, which shall govern any arbitration requested under this provision. Each party shall bear its own costs and expenses of any arbitration. Each party shall pay one-half of the costs of the arbitrator.

## Article 31. Legal Representation

31.01 Acknowledgement. It is acknowledged that each party was, or had the opportunity to be, represented by counsel in the preparation of, and contributed equally to the terms and conditions of, this Agreement, and, accordingly, the rule that a contract will be interpreted strictly against the party preparing the same will not apply, due to the joint contributions of both parties.

## Article 32. Conflicts of Interests

32.01 Contractor's Interests. Contractor shall not offer, encourage, accept, or convey any financial interest its business to or from any City employee or official that is or may likely make Contractor "financially interested" (as provided in California Government Code §§1090 and 87100) in any decision made by City on any matter in connection with which Contractor has been retained.

32.02 Interests in Contractor. Contractor warrants and maintains it has no knowledge of any officer or employee of City has any interest, whether contractual, noncontractual, financial, proprietary, or otherwise, in this transaction or in the business of Contractor, and that if any such interest comes to the knowledge of Contractor at any time during the term of this Agreement, Contractor shall immediately make a complete, written disclosure of such interest to City, even if such interest would not be deemed a prohibited "conflict of interest" under applicable laws as described in this Article.

32.03 Lobbying. Contractor warrants and maintains that it has not employed or retained any person or entity, other than a bona fide employee working exclusively for Contractor, to solicit or obtain this Agreement, and that Contractor has not paid nor agreed to pay any person or entity, other than a bona fide employee working exclusively for Contractor, any fee, commission, gift, percentage, or any other consideration contingent upon the execution of this Agreement. Upon any breach or violation of this warranty, City shall have the right, at its sole and absolute discretion, to terminate this Agreement without further liability, or to deduct from any sums payable to Contractor hereunder the full amount or value of any such fee, commission, percentage or gift.

## Article 33. Contractor's Personnel

33.01 Displaced Employees. Contractor shall offer employment to all qualified displaced employees of the City's franchisee from the prior Exclusive Solid Waste Franchise Agreement at pay and benefit rates meeting or exceed prior amounts (if applicable). Contractors must retain these displaced employees until such employees leave employment or are terminated for cause. Contractor shall make information about wage rates, benefits, and job classifications of employees available to the City prior to any subsequent procurement for Solid Waste Collection, no later than fifteen (days) following a request from the City for such information.

33.02 Personnel Requirements. Contractor shall assign only qualified personnel to perform all services required under this Agreement and shall be responsible for ensuring its employees comply with this Agreement and all Applicable Laws related to their employment and position. Contractor's employees, officers, agents, and subcontractors shall not identify themselves or in any way represent themselves as being employees or officials of City. City may request the transfer of any employee of Contractor who materially violates any provision of this Agreement, or who is wanton, negligent, or discourteous in the performance of their duties under this Agreement.

33.03 Agreement Manager. Contractor shall designate a qualified employee to serve as its Agreement Manager and must provide the name of that person in writing to City within thirty (30) days prior to the Commencement Date of this Agreement, and annually by January 1st of each subsequent Calendar Year of this Agreement, and any other time the person in that position changes. The Agreement Manager must be available to the City through the use of telecommunications equipment at all times that Contractor is providing Solid Waste Collection in the Service Area. The Contract Manager must provide City with an emergency phone number where the Contract Manager can be reached outside of normal business hours.

33.04 Service Supervisor. Contractor shall assign a qualified employee to serve as its Service Supervisor, to be in charge of the Collection Service within the Service Area and must provide the name of that person in writing to the Agreement Administrator on or before the Commencement Date, and thereafter annually before January 1st of each subsequent Calendar Year of the Term, and any other time Contractor changes the employee serving in that position changes. The Service Supervisor must be physically located in the Service Area and available to the Agreement Administrator through the use of telecommunication equipment at all times that Contractor is providing Solid Waste Collection. In the event the Service Supervisor is unavailable due to illness or vacation, Contractor must designate a substitute acceptable to the City who shall be available and shall have the authority to act in the same capacity as the Service Supervisor.

33.05 Key Operations Staff. Contractor shall identify a full-time Key Operations Staff, consisting at a minimum of: one (1) Operations Manager; one (1) Route Supervisor; one (1) Lead Mechanical Supervisor; and one (1) Service Recipient Service Supervisor 100% dedicated to the City. Each Key Operations Staff will provide the following to City Staff: email address, phone number, cell phone number, and office address.

33.06 Sustainability/Compliance Staff. In accordance with Section 20.01, Contractor shall provide full-time Sustainability/Compliance Staff, whose primary duties are dedicated to the City.

33.07 Field Personnel. Contractor's field operations personnel are required to wear a clean uniform shirt bearing Contractor's name. Contractor's employees who normally come into direct contact with the public, including drivers, must bear some means of individual photographic identification, such as a name tag or identification card. Each driver of a Collection vehicle must at all times carry a valid California driver's license and all other required licenses for the type of vehicle that is being operated.

33.08 Labor Certifications. Contractor certifies: (i) it is aware of the provisions of § 3700 of the California Labor Code that require every employer to be insured against liability for Workers' Compensation or to undertake self-insurance in accordance with the provisions of that Code; (ii) in the performance of the Services, Contractor shall not, in any manner, employ any person or contract with any person such that any part of this Agreement is performed by such a person as would be subject to the workers' compensation laws of the State of California unless and until Contractor gives City a certificate of consent to self-insure or a certificate of Workers' Compensation Insurance Coverage; and (iii) in the event Contractor hires any subcontractor who has employees to perform any part thereof, then Contractor shall either require the subcontractor to obtain Workers' Compensation Insurance Coverage, or must obtain Workers' Compensation Insurance Coverage for the subcontractor's employees. Before commencing performance under this Agreement, Contractor shall provide to the City evidence of any Workers' Compensation Insurance Coverage required by or for this Agreement, and all such coverage shall be endorsed with a waiver of subrogation in favor of City for all work performed by Contractor, its employees, its agents, and its subcontractors.

33.09 Subcontractors. Contractor shall not subcontract any portion of this Agreement without the prior written approval of the City Manager. Contractor is fully responsible to City for the performance of any and all subcontractors, if any, and shall require any subcontractors to maintain all applicable federal, state, and local licenses required for the work they are assigned to perform. Contractor shall require any subcontractors performing work in the City to enter into a written contract that requires such subcontractors to agree they are independent contractors and have no other agency relationship with City.

## Article 34. Exempt Waste

34.01 Contractor is not required to Collect or Dispose of Exempt Waste but may offer such services. All such Collection and Disposal of Exempt Waste is not regulated under this Agreement, but if provided by Contractor must be in strict compliance with all Applicable Laws.

## Article 35. Independent Contractor

35.01 In the performance of services pursuant to this Agreement, Contractor is an independent contractor and not an officer, agent, servant, or employee of City. Contractor will have exclusive control of the details of the services and work performed, and over all persons performing such services and work. Contractor is solely responsible for the acts and omissions of its officers, agents, employees, contractors, and subcontractors, if any. Neither Contractor nor its officers, employees, agents, contractors, or subcontractors will obtain any right to retirement benefits, Workers' Compensation benefits, or any other benefits which accrued to City employees, and Contractor expressly waives any claim to such benefits.

35.02 Subcontractors. Contractor will require all subcontractors performing work in the City to enter into a contract containing the provisions set forth in the preceding subsection, in which contract the subcontractor agrees that Contractor and subcontractor are independent contractors and have no other agency relationship with City.

## Article 36. Laws to Govern

36.01 The laws of the State of California govern the rights, obligations, duties, and liabilities of City and Contractor under this Agreement, and governs the interpretation of this Agreement.

## Article 37. Consent to Jurisdiction

37.01 The parties agree that any litigation between City and Contractor concerning or arising out of this Contract must be filed and maintained exclusively in the Superior Courts of Solano County, State of California, or in the United States District Court for the Eastern District of California to the fullest extent permissible by law. Each party consents to service of process in any manner authorized by California law.

## Article 38. Assignment

38.01 No assignment of this Agreement or any right occurring under this Agreement may be made in whole or in part by Contractor without the express prior written consent of the City. City will have full discretion to approve or deny, with or without cause, any proposed or actual assignment by the Contractor. Any assignment of this Agreement made by Contractor without the express written consent of the City will be null and void and will be grounds for City to declare a default of this Agreement and immediately terminate this Agreement by giving written notice to Contractor, and upon the date of such notice this Agreement will be deemed immediately terminated, and upon such termination all liability of City under this Agreement to Contractor will cease, and City will have the right to call the performance bond and will be free to negotiate with other contractors for the services that are the subject of this Agreement. In the event of any assignment approved by City, the assignee must fully assume all the liabilities of Contractor by way of an assignment and assumption agreement. The sale, assignment, transfer, or other disposition, on a cumulative basis, of twenty-five percent (25%) or more of the ownership interest in Contractor or twenty-five percent (25%) or more of the voting control of Contractor (whether Contractor is a corporation, limited liability company, partnership, joint venture or otherwise) to any entity that is not directly or indirectly controlled by, controlling, or under common control of Contractor shall constitute an assignment for purposes of this Agreement, requiring prior written consent of the City. Further, the involvement of Contractor or its assets in any transaction or series of transactions (by way of merger, sale, acquisition, financing, transfer, leveraged buyout, or otherwise), whether or not a formal assignment of this Agreement, which reduces Contractor's assets or net worth by twenty-five percent (25%) or more, shall also constitute an assignment for purposes of this Agreement, also requiring prior written consent of the City. Upon notification to the City of any proposed assignment, Contractor shall provide to the City a payment of seventy-five thousand dollars ($75,000) for the City to perform its due diligence related to the requested assignment.

38.02 The use of a subcontractor to perform services under this Agreement will not constitute delegation of Contractor's duties if Contractor has received prior written authorization from the Agreement Administrator to subcontract such services and the Agreement Administrator has approved a subcontractor who will perform such services. Contractor will be responsible for directing the work of Contractor's subcontractors, and any compensation due or payable to Contractor's subcontractor will be the sole responsibility of Contractor. The Agreement Administrator will have the right to require the removal of any approved subcontractor for reasonable cause.

## Article 39. Compliance with Laws

39.01 In the performance of this Contractor, Contractor must comply with all Applicable Laws, including, without limitation, the City Code.

39.02 City shall provide written notice to Contractor of any planned amendment of the City Code that would substantially affect the performance of Contractor's services pursuant to this Agreement. Such notice must be provided at least thirty (30) calendar days prior to the City Council's approval of such an amendment.

## Article 40. Permits and Licenses

40.01 Contractor shall obtain, at its own expense, all permits and licenses required by law or ordinance, and shall maintain same in full force and effect throughout the Term of this Agreement. Contractor must provide proof of such permits, licenses, or approvals and must demonstrate compliance with the terms and conditions of such permits, licenses, and approvals upon the request of the Agreement Administrator.

40.02 The Contractor must procure and maintain a valid City Business License throughout the Term of the Agreement.

## Article 41. Ownership of Written Materials

41.01 Contractor hereby grants City a non-exclusive license to all reports, documents, brochures, public education materials, and other similar written, printed, electronic, or photographic materials developed by Contractor at the request of City or as required under this Agreement and intended for public use, without limitation or restrictions on the use of such materials by City. Contractor may not use such materials that specifically reference City for other purposes without the prior written consent of the Agreement Administrator. This Article 41 does not apply to ideas or concepts described in such materials and does not apply to the format of such materials.

## Article 42. Waiver

42.01 Waiver by City or Contractor of any breach for violation of any term, covenant, or condition of this Agreement will not be deemed to be a waiver of any other term, covenant, or condition or any subsequent breach for violation of the same or of any other term, covenant, or condition. The subsequent acceptance by City of any fee, tax, or any other monies which may become due from Contractor to City will not be deemed to be a waiver by City of any breach for violation of any term, covenant, or condition of this Agreement.

## Article 43. Gift Prohibition

43.01 Contractor represents that Contractor all laws and regulations applicable to the acceptance of any gift by a City officer or designated employee. Contractor shall not offer any City officer or designated employee any gifts prohibited by any applicable law or regulation.

## Article 44. Point of Contact

44.01 The day-to-day dealings between Contractor and City will be between Contractor and the Agreement Administrator.

## Article 45. Notices

45.01 Except as provided in this Agreement, whenever either party desires to give notice to the other, it must be given by written notice addressed to the party for whom it is intended, at the place last specified, and to the place for giving of notice in compliance with the provisions of this Section. For the present, the parties designate the following as the respective persons and places for giving of notice:

| As to the City: | As to the Contractor: |
|---|---|
| City of Suisun City<br>City Hall<br>701 Civic Center Blvd.<br>Suisun City, CA 94585 | Solano Garbage Company<br>2901 Industrial Court<br>Fairfield, California 94533<br>Attn: General Manager |

45.02 Notices given by personal delivery shall be effective immediately. Notices given by mail shall be deemed to have been delivered forty-eight (48) hours after having been deposited in the United States mail. Changes in the respective address to which such notice is to be directed may be made by written notice.

45.03 Notice by City to Contractor of a Collection or other Service Recipient problem or complaint may be given to Contractor orally by telephone at Contractor's local office with confirmation sent to Contractor through the Customer Service System by the end of the Workday.

## Article 46. Transition to Next Contractor

46.01 In the event Contractor is not awarded an extension or new contract to continue to provide Solid Waste Collection following the expiration or early termination of this Agreement, Contractor will cooperate fully with City and any subsequent contractors to assure a smooth transition of services described in this Agreement. Such cooperation will include, but not be limited to, transfer of computer data, files, and tapes; providing routing information, route maps, vehicle fleet information, and list of Service Recipients; providing a complete inventory of all Collection Containers; providing adequate labor and equipment to complete performance of all Solid Waste Collection required under this Agreement; taking reasonable actions necessary to transfer ownership of carts and bins, as appropriate, to City, including transporting such Containers to a location designated by the Agreement Administrator; coordinating Collection of Materials set out in new Containers if new Containers are provided for a subsequent Agreements; and providing other reports and data required by this Agreement.

## Article 47. Contractor's Records

47.01 Contractor shall keep and preserve, during the Term of this Agreement, full, complete, and accurate financial and accounting records, pertaining to cash, billing, and disposal transactions for the franchise area, prepared on an accrual basis in accordance with generally accepted accounting principles. These records and reports are necessary for the City to properly administer and monitor the Agreement and to assist the City in meeting the requirements of the Act. The Contractor shall keep and preserve, during the Term of this Agreement, and for a period of not less than four (4) years following expiration or other termination hereof or for any longer period required by law, full, complete, and accurate records as indicated in the Agreement.

47.02 Any records or documents required to be maintained pursuant to this Agreement must be made available for inspection or audit at any time during regular business hours, upon written request by the Agreement Administrator, the City Attorney, City Auditor, City Manager, or a designated representative of any of these officers. Copies of such documents will be provided to City electronically, available to City for inspection at the local Contractor office, or available to City for inspection at an alternate site if mutually agreed upon.

47.02.1 Contractor acknowledges that City is legally obligated to comply with the California Public Records Act ("CPRA"). City acknowledges that Contractor may consider certain records, reports, or information contained therein ("Records") which Contractor is required to provide to City under this Agreement to be of a proprietary or confidential nature. In such instances, Contractor will inform City in writing of which records are considered propriety or confidential and shall identify the statutory exceptions to disclosure provided under the CPRA that legally permit non-disclosure of the Records. At such time as City receives a request for records under the CPRA or Federal Freedom of Information Act ("FOIA"), or a subpoena or other court order requesting disclosure of the Records, City will notify Contractor of the request, subpoena, or order and of City's obligation and intent to provide a response within ten (10) calendar days. Contractor shall within five (5) calendar days either: (i) consent in writing to the disclosure of the Records; or (ii) seek and obtain, at Contractor's sole cost and expense, the order of a court of competent jurisdiction staying or enjoining the

disclosure of the Records. If Contractor fails to respond within the timeframe stipulated, then City may proceed to disclosure the Records, in which event Contractor agrees, waives, and releases City of any liability for the disclosure of the Records. In the event Contractor seeks a court order to stay or enjoin the disclosure of the Records, Contractor agrees to indemnify, defend, and hold harmless the City, its Council, elected and appointed board or commission members, officers, employees, volunteers, and agents (collectively, "Indemnitees") from and against any and all loss, liability, penalty, forfeiture, claim, demand, action, proceeding, or suit in law or equity of any and every kind and description, whether judicial, quasi-judicial, or administrative in nature, arising or resulting from or in any way connected with the subject CPRA, FOIA request, or subpoena for the Records. This indemnity obligation shall survive the expiration or termination of this Agreement.

47.03 Where City has reason to believe that such records or documents may be lost or discarded in the event of the dissolution, disbandment, or termination of Contractor's business, City may, by written request or demand of any of the above-named officers, require that custody of the records be given to City and that the records and documents be maintained in City Hall. Access to such records and documents will be granted to any party authorized by Contractor, Contractor's representatives, or Contractor's successor-in-interest.

47.04 Failure to Keep and Preserve Records. The refusal of Contractor to keep and preserve any of the records required shall be deemed a material breach of this Agreement and shall subject Contractor to all remedies, legal or equitable, which are available to City under this Agreement or otherwise.

## Article 48. Entire Agreement

48.01 This Agreement and the attached Exhibits constitute the entire Agreement and understanding between the parties, and the Agreement will not be considered modified, altered, changed, or amended in any respect unless in writing and signed by the parties.

## Article 49. Severability

49.01 If any provision of this Agreement or the application of it to any person or situation is to any extent held invalid or unenforceable, the remainder of this Agreement and the application of such provisions to persons or situations other than those as to which it is held invalid or unenforceable, will not be affected, will continue in full force and effect, and will be enforced to the fullest extent permitted by law.

## Article 50. Right to Require Performance

50.01 The failure of City at any time to require performance by Contractor of any provision of this Agreement will in no way affect the right of City thereafter to enforce same. Nor will waiver by City of any breach of any provision of this Agreement be taken or held to be a waiver of any succeeding breach of such provision or as a waiver of any provision itself.

## Article 51. All Prior Agreements Superseded

51.01 This Agreement incorporates and includes all prior negotiations, correspondence, conversations, agreements, and understandings applicable to the matters contained in this Agreement, and the parties agree that there are no commitments, agreements, or understandings concerning the subject matter of this Agreement that are not contained in this document. Accordingly, it is agreed that no deviation from the terms of this Agreement will be predicated upon any prior representations or agreements, whether oral or written.

## Article 52. Headings

52.01 Headings in this document are for convenience of reference only and are not to be considered in any interpretation of this Agreement.

## Article 53. Exhibits

53.01 Each Exhibit referred to in this Agreement forms an essential part of this Agreement. Each such Exhibit is a part of this Agreement, and each is incorporated by this reference. In the event of any conflicts between this Agreement and the Exhibits, then this Agreement shall take priority.

## Article 54. Attorneys' Fees

54.01 If litigation is brought by a party in connection with this Agreement, the prevailing party will be entitled to recover from the opposing party all costs and expenses, including reasonable attorneys' fees, incurred by the prevailing party in the exercise of any of its rights or remedies under this Agreement or the enforcement of any of the terms, conditions, or provisions of this Agreement.

## Article 55. Commencement Date

55.01 This Agreement will become effective when it is properly executed by City and Contractor, and Contractor will commence Solid Waste Collection under this Agreement as of July 1, 2025.

IN WITNESS WHEREOF, City and Contractor have executed this Agreement on the respective date(s) below each signature.

CITY OF SUISUN CITY
A General Law City

By: _____
Alma Hernandez
Mayor

SOLANO GARBAGE COMPANY
d/b/a REPUBLIC SERVICES OF FAIRFIELD

By: _____
NAME
President

By: _____
NAME
Secretary

ATTEST:

By: _____
Anita Skinner
City Clerk

APPROVED AS TO FORM

By: _____
Patrick Enright
City Attorney

# Exhibit 1
# Maximum Service Rates

| | | Rates Effective 1/1/2025 | Rates Effective 10/1/2025 |
|---|---|---|---|
| 20 yd box | MSW | $659.49 | $ 739.10 |
| 25 yd box | MSW | $699.47 | $ 783.89 |
| 30 yd box | MSW | $739.44 | $ 828.69 |
| 40 yd box | MSW | $779.47 | $ 873.56 |
| 20 yd box | Metal & Wood | $559.55 | $ 627.09 |
| 25 yd box | Metal & Wood | $595.12 | $ 666.95 |
| 30 yd box | Metal & Wood | $628.38 | $ 704.22 |
| 40 yd box | Metal & Wood | $666.12 | $ 746.53 |
| 20 yd box | YW (Organics) | 616.79 | $ 691.23 |
| 25 yd box | YW (Organics) | 652.36 | $ 731.10 |
| 30 yd box | YW (Organics) | 685.62 | $ 768.37 |
| 40 yd box | YW (Organics) | 723.36 | $ 810.67 |

| | | | |
|---|---|---|---|
| Compactor | Less than 30 Yd Compactor | $799.40 | $ 895.88 |
| | 30 yd - 39 Yd Compactor | $999.31 | $ 1,119.92 |
| | > 40 Yd Compactor | $1,199.09 | $ 1,343.82 |

| | | | |
|---|---|---|---|
| Special | Extra Day Charge (IND) | $58.51 | $ 65.57 |
| | County Delivery Charge | $108.93 | $ 122.08 |
| | Relocation | $107.47 | $ 120.44 |
| | Over 2 tons | $97.70 | $ 109.50 |
| | Over 2 tons (YW Organics) | 129.01 | $ 144.58 |
| | Same Day Service | 292.33 | $ 327.62 |
| | Lock Bar Installation | 22.98 | $ 25.75 |
| | Lock Bar Service | 100.32 | $ 112.43 |
| | Extra Yard - Comm | 43.92 | $ 49.22 |
| | Contamination - Comm | 167.38 | $ 187.59 |

# Exhibit 2
# List of City Facilities and Service Levels

- City Hall – 701 Civic Center
- Police Department – 701 Civic Center
- Burdick Substation – 1101 Charleston Street
- Nelson Community Center – 611 Village Drive
- Fire Department – 621 Pintail Drive
- Corporation Yard – 4555 Petersen Road (Street name spelled wrong on your list)
- Lambrecht Sports Complex (confirm this is on your current list) – 4455 Petersen Road (Street name spelled wrong and labeled with wrong name below. Little League is their own entity and they rent space from us.)
- Train Depot – 177 Main Street
- Cal-Marine Sport old Building – Walnut Street – 1240 Kellogg Street (front door is on Walnut St. and this is the closest address to the trash enclosure at the end of Walnut Street.)
- Yacht Club – East Dock (City toters) (not to be confused with the Yacht Club's service)
- Harbor Master Office – 800 Kellogg Street (Enclosure in The Gallery parking Lot)

# Exhibit 3
# Collection Container Specifications

**CART SPECIFICATIONS.**

- All new or replacement Carts must be manufactured with a minimum twenty percent (20%) post-consumer recycled material content and come with a ten (10) year warranty against defects.

- Carts must be constructed with material that resists deterioration from ultraviolet radiation and be incapable of penetration by household pets or small wildlife when lids are fully closed.

- Contractor must provide Carts having an approximate volume of 65, and 95 gallons. Actual cart volume may vary by +/- 10% depending on manufacturer.

- Carts must include wheels and handles that accommodate ease of movement by able-bodied persons, have heavy duty wheels, have attached hinged lids, and be designed to be resistant to inadvertent tipping due to high winds.

- Carts must include lids that continuously overlap the Cart body so as to prevent the intrusion of rainwater and minimize odors. The lids should be of a design and weight so as to prevent the Cart body from tilting backward when flipping the lid open.

- Carts must be capable of being lifted into the Collection Vehicle without damage or distortion under normal usage.

- Carts must be hot-stamped, embossed, or labeled/decaled with the company name, a unique identification number (i.e., a serial number for carts), weight limit, images of the type of materials to be Collected, and a QR code that links to the Recycling education landing page within the Contractor's City-specific website for the City. All Carts shall also contain instructions for proper usage. If any of the above is accomplished via labels or decals, such labels or decals must be maintained and/or replaced as necessary throughout the Term to maintain a near new appearance. Decals/labels showing types of materials Collected in each Cart must be replaced annually.

- Cart and lids must meet all applicable colors and labeling specifications as set forth by CalRecycle (i.e., blue = Recyclable Materials, black/gray = Garbage, green = yard waste/mixed Organic Waste, yellow = Food Waste or other color standards as determined by CalRecycle prior to the start of this Agreement).

**Bin Specifications.**

- Bins must be constructed of heavy metal or heavy plastic and must be watertight, well painted, in good condition, and without rust or dents.

- Wheels, forklift slots, and other appurtenances which are designed for movement, loading, or unloading of the Container, must be maintained in good repair.

- Contractor must provide Bins having an approximate volume of 2, 3, 4, and 6 cubic yards.

- Bins must have the name and phone number of Contractor on the exterior so as to be visible when the Bin is placed for use.

- Each Bin must be labeled with a listing of materials that may and may not be placed in a particular Bin type, as well as a QR code that links to the Recycling education landing page within the Contractor's City-specific website for the City, and each Bin must include a conspicuous warning: "Not to be used for the disposal of hazardous, electronic, or universal waste." Bins must be labeled in English and Spanish.

- Bid lids must be constructed of metal or heavy plastic, so as to minimize the intrusion of rainwater and minimize odors. Locking bins will be provided upon request at the Maximum Service Rate set forth in Exhibit 1.

- Bins must be capable of being lifted into the Collection Vehicle without damage under normal usage.

- Bins must meet all applicable colors and labeling specifications as set forth by CalRecycle (i.e., blue = Recyclable Materials, black/gray = Garbage, green = yard waste/mixed Organic Waste, yellow = Food Waste or other color standards as determined by CalRecycle prior to the start of this Agreement).

**Roll-off Container Specifications.**

Roll-off Container specifications shall be the same as Bin specifications. Roll-off Containers shall be provided in sizes 10, 20, 30, and 40 cubic yards. Compactors shall be available in sizes 10, 20, 30, and 40 cubic yards. Contractor is obligated to provide covers for Roll-Off Containers upon Customer request.

**Kitchen Food Waste Pails**

Contractor is responsible for the purchase and distribution of fully assembled and functional Kitchen Food Waste Pails to all SFD and MFD Dwelling Units in the Service Area, including all individual Dwelling Units within each MFD Service Unit, and including any new Dwelling Units that are added to Contractor's Service Area during the Term of this Agreement. The distribution to new Dwelling Units must be completed within three (3) Workdays of receipt of notification from City or the Dwelling Unit. Contractor will also make Kitchen Food Waste Pails available at one or more annual Contractor-hosted events, such as a paper-shredding event or a HHW drop-off event, to make it easier for MFD Dwelling Units to learn about and acquire the pails.

**Containers End of Life**

Collection Containers must be recycled at the end of their useful life.

# Exhibit 4
## Administrative Charges and Penalties

All dollar figures stated below shall increase annually by the CPI Adjustment Calculation in Section 6.02.1.

| Item | | Amount if Not Cured in 30 Days (unless otherwise specified) | If Cured |
|---|---|---|---|
| a. | Failure to respond to each complaint within three (3) Workdays of receipt of complaint. | $200 per incident per Service Recipient. | |
| b. | Failure to maintain call center hours as required by this Agreement. | $500 per day. | -0- if cured in 5 days |
| c. | Failure to submit to City all reports by the deadlines required under the provisions of this Agreement. | $200 per day. | -0- if cured in 10 days |
| d. | Failure to include all parts of quarterly and annual reports specified in Sections 22.04 and 22.05 in the submitted reports. | $200 per day if not cured in 10 days. | -0- if cured in 10 days |
| e. | Failure to provide data, information, or documentation required by this Agreement within the timeframe stipulated herein. | $100 per day. | -0- if cured in 5 days |
| f. | Failure to respond to respond to any City request for data or information, as referenced in Section 5.16, within five (5) Business Days of receipt of the request. | $100 per day. | -0- if cured in 5 days |
| g. | Failure to submit to City all payments by the deadlines required under the provisions of this Agreement. | 1% of the total amount due if fees are 1 – 10 days late; and 10% of the total amount due if fees are more than 10 days late. | |
| h. | Failure for Collection Cart to be compliant with specifications of Exhibit 3 or Section 18.09. | $50 each Collection Cart not compliant. | -0- if cured in 30 days |
| i. | Failure for Collection Bin to be compliant with specifications of Exhibit 3 or Section 18.09. | $100 each Collection Bin not compliant, if not cured in 7 days | -0- if cured in 30 days |
| j. | Failure for Collection Container to be compliant with SB 1383 labeling requirements or the labeling requirements outlined in Section 20.10 of this Agreement. | $100 each Collection Container not compliant. | -0- if cured in 30 days |
| k. | Failure to comply with State and Federal vehicle weight limitations, as required in Section 18.05. | $200 per incident after twenty-five (25) such incidents per quarter. | Cannot be cured |
| l. | Failure to display Contractor's name and customer service phone number on Collection Vehicles, or to otherwise be out of compliance with Section 18.08. | $100 per incident per day. | -0- if cured in 30 days |
| m. | Failure to Collect a missed Collection Container by close of the next Workday upon notice to Contractor, that exceeds twenty (20) incidents within the Service Area within any Calendar Year. See section 25.05 for labor strikes. | $1,000 per Calendar year, plus $10 per incident per day. | |

| Item | | Amount if Not Cured in 30 Days (unless otherwise specified) | If Cured |
|---|---|---|---|
| n. | Failure to repair (including removal of graffiti) or replace damaged Containers and/or Containers that are not in good working order within the time required by this Agreement, that exceeds twenty (20) incidents in any Calendar year. | $1,000 per Calendar year, plus $10 per incident per day. | |
| o. | Accumulation of more than forty (40) complaints per Quarter regarding carts left in untidy conditions (e.g., carts not left standing upright, cart lids not closed, carts left in wrong locations) | $1,000 per Quarter, plus $10 per complaint beyond the first 40 complaints | |
| p. | Failure to maintain Collection hours as required by this Agreement. | $500 per day. | -0- if not cured in 5 days |
| q. | Failure to have Contractor personnel in Contractor-provided uniforms. | $25 per day per employee. | -0- if not cured in 30 days |
| r. | Failure of Contractor to follow Recyclable Materials and Organic Waste Contamination and Overage procedures as set forth under Section 5.08 and 5.11. | $500 per day for failure to implement correction plan. | Submit for approval to City and implement plan of correction to City within 30 days. |
| s. | Vehicle fluid leak incidents from Contractor Collection Vehicles in excess of three (3) during a Calendar Year. | $5000 per incident in excess of three (3) | |
| t. | Failure of Contractor to clean up spillage or litter caused by Contractor within one hundred eighty (180) minutes upon notice from the City, in excess of five (5) incidents during a Calendar Year. | $100 per incident. | |
| u. | Failure of Contractor to provide proof of performance bond as required by this Agreement | Agreement Default | $500 per day |
| v. | Failure of Contractor to provide proof of insurance as required by this Agreement | Agreement Default | $500 per day |
| w. | Failure to provide City with documentation verifying that Diversion, as outlined in Section 8.02, was achieved. | $10,000 per Quarter | Submit for approval to City and implement plan of correction within 30 days. |
| x. | Failure to Collect Holiday trees on Collection Days. | $100 per day. | -0- if not cured in 7 days |

| Item | | Amount if Not Cured in 30 Days (unless otherwise specified) | If Cured |
|---|---|---|---|
| y. | Failure to commence service to a new Service Recipient within seven (7) days after order. | $150 per day. | -0- if not cured in 7 days |
| z. | Failure to initially respond to a Service Recipient complaint within one (1) Business Day. | $50 per failure to resolve Customer compliant or request. | -0- if not cured in 7 days |
| aa. | Replacement fee when requesting a new set of keys to access City Service Unit sites. | $100 per set of keys replaced, in addition to the cost of replacing the keys. | |
| bb. | Failure to service the City's corporation yard within twenty-four (24) hours upon request from the City. | $100 per day | -0- if not cured in 3 days |
| cc. | Failure to drop off a Container requested by the City in the timeframe requested, provided the City gives at least four (4) days advance notice. | $100 per day. | -0- if not cured in 3 days |
| dd. | Failure to comply with any other provision in this Agreement, subject to Notice and Cure provisions. | $200 per incident | -0- if not cured in 30 days |

# Exhibit 5
## Customer Service Plan

Overview

1. Call handling

   - Customer Resource Center will field inbound calls, ask probing questions to assist with locating customer's account.
   - After determining the customer needs, the CSR will either populate the required work order or will provide the requested information to fulfill the customer's inquiry.
   - If the inquiry is simply for information or clarification about Republic programs, the CSR will answer the question and document the account.
   - If the request requires action on the part of the Republic, a work order will be generated for the appropriate department to address.
   - When customers contact Republic through the My Resource web portal or mobile application, the process is automated, and information is immediately and directly sent to the proper department for prompt handling.
   - Each time a customer contacts the Republic, inquires and concerns are entered into InfoPro, including date, time, customer name, address, and the nature, date and manner of the resolution is also logged and sent to drivers and supervisors. Logistics Analyst monitor all work orders requiring driver action. Upon receipt of a work order requiring same-day completion, a special alert is generated, and the appropriate driver is instructed as to what is needed to complete the order. In addition, each driver verbally contacts dispatch prior to completion of their assigned route to ensure all outstanding requests are fulfilled prior to returning to the operations facility.
   - Republic Route Supervisors spend most of their time working in the assigned area(s), which enables them to meet drivers at the customer location to ensure quick, permanent resolution. Drivers document the completion of all same-day service orders in the system.
   - Common customer requests and concerns are tracked and reported by Republic business unit company wide, which has resulted in an exceedingly high level of customer service.

2. Billing
   - Residential customers are billed quarterly, while Commercial and Industrial are billed monthly.
   - The initial step for the CSR is to confirm the customer's name, service address, and reason for inquiry. After listening to and stating the reason(s) for the customer call, the CSR can assist in addressing and resolving their needs.

     Common billing inquiries may include but are not limited to, requests for cart/container size increase or decrease, service day increase or decrease changes, customer new starts, or stopping service.
   - When and if billing disputes arise, CSRs are trained to actively listen and understand the customer concern, review the invoice, and investigate and gather supporting relevant information to successfully resolve the customer's concern.
   - In the spirit of a one-call resolution, the customer's concern is typically resolved at that time. If a situation requires escalation to the Customer Service Manager, they will immediately and professionally attempt to resolve the issue to the customer's satisfaction.

3. Payment Program

- Modern day customer service is about customer options and simple solutions. Newer generations except web-based and mobile app-based abilities to self-serve simple needs at any time of the day or night. Certainly, more complex topics may still require person-to-person interaction, but a vast majority of customer service contacts in this industry are topics that can be self-served. For this reason, Republic Services has invested in creating state-of- art websites and mobile apps. Our customers now can reach us.
- 24/7 via our website, www.republicservices.com/municipality/wccc-ca.com, or via our Republic Services mobile app. Our self-service options are designed to improve overall response time, enabling resolutions to make simple customer inquiries and needs anytime, anywhere with the least amount of customer inconvenience as possible. Through our website and mobile app customers can:

  • Pay their bill
  • Schedule an extra pick up

  • Discover new services
  • Receive weather and holiday service updates
  • Submit inquiries or complaints “Track My Truck” where customers can see where a truck is currently located on route. Service alerts to notify residents or businesses of changes or delays. Alerts such as blocked containers will provide a notification with a photo uploaded to the app

# Exhibit 6
## Collection Service Operations Plan

Republic Services' continued growth and extensive experience in Collection programs and Diversion have situated the company in a position to ensure that necessary resources will be available during the agreement term

### 1. Vehicles

| Unit | Spec - Body Type | Mfg Year | Spec - Chassis Make | Spec - Chassis Model | Spec - Body Make | Fuel Type |
|---|---|---|---|---|---|---|
| 1209 | Commercial - FEL | 2024 | Peterbilt | 520 | Heil | Diesel |
| 1210 | Commercial - FEL | 2024 | Peterbilt | 520 | Heil | Diesel |
| 1211 | Commercial - FEL | 2024 | Peterbilt | 520 | Heil | Diesel |
| 1212 | Commercial - FEL | 2024 | Peterbilt | 520 | Heil | Diesel |
| 1213 | Commercial - FEL | 2024 | Peterbilt | 520 | Heil | Diesel |
| 1214 | Commercial - FEL | 2024 | Peterbilt | 520 | Heil | Diesel |
| 1215 | Commercial - FEL | 2024 | Peterbilt | 520 | Heil | Diesel |
| 1216 | Commercial - FEL | 2024 | Peterbilt | 520 | Heil | Diesel |
| 2339 | Limited Access - Rear Loader | 2017 | Ford | F750 | Par_Kan | Diesel |
| 2402 | Automated Side Load | 2010 | Autocar | Unknown | Heil | LNG |
| 2409 | Automated Side Load | 2011 | Autocar | ACX64 | Heil | LNG |
| 2419 | Drop Frame | 2015 | Ford | F750 | Heil | Diesel |
| 2422 | Automated Side Load | 2020 | Peterbilt | 520 | Heil | LNG |
| 2423 | Drop Frame | 2022 | Ford | F750 | New Way | Diesel |
| 2424 | Automated Side Load | 2024 | Peterbilt | 520 | Heil | Diesel |
| 2425 | Automated Side Load | 2023 | Peterbilt | 520 | Heil | Diesel |
| 2426 | Automated Side Load | 2024 | Peterbilt | 520 | Heil | Diesel |
| 2427 | Automated Side Load | 2024 | Peterbilt | 520 | Heil | Diesel |
| 2428 | Automated Side Load | 2024 | Peterbilt | 520 | Heil | Diesel |
| 2429 | Automated Side Load | 2024 | Peterbilt | 520 | Heil | Diesel |
| 2430 | Automated Side Load | 2024 | Peterbilt | 520 | Heil | Diesel |
| 2431 | Automated Side Load | 2024 | Peterbilt | 520 | Heil | Diesel |
| 2432 | Automated Side Load | 2024 | Peterbilt | 520 | Heil | Diesel |

| | | | | | | |
|---|---|---|---|---|---|---|
| 2433 | Automated Side Load | 2024 | Peterbilt | 520 | Heil | Diesel |
| 2434EV | Automated Side Load | 2024 | Peterbilt | 520EV | McNeilus | Electric |
| 2435EV | Automated Side Load | 2024 | Peterbilt | 520EV | McNeilus | Electric |
| 2436EV | Automated Side Load | 2024 | Mcneilus/Oshkosh | Volterra | McNeilus | Electric |
| 2437EV | Automated Side Load | 2024 | Mcneilus/Oshkosh | Volterra | McNeilus | Electric |
| 2438EV | Automated Side Load | 2024 | Mcneilus/Oshkosh | Volterra | McNeilus | Electric |
| 2439 | Automated Side Load | 2025 | Peterbilt | 520 | Heil | Diesel |
| 2441 | Automated Side Load | 2025 | Peterbilt | 520 | Heil | Diesel |
| 2442 | Automated Side Load | 2025 | Peterbilt | 520 | Heil | Diesel |
| 2443 | Automated Side Load | 2025 | Peterbilt | 520 | Heil | Diesel |
| 2444 | Automated Side Load | 2025 | Peterbilt | 520 | Heil | Diesel |
| 2525 | Unknown | 2023 | Peterbilt | 220 | New Way | Diesel |
| 268 | Container delivery | 2010 | Ford | F750 | International | Diesel |
| 2792 | Automated Side Load | 2010 | Autocar | ACX64 | Heil | LNG |
| 306 | Residential - REL | 2019 | Peterbilt | 520 | McNeilus | LNG |
| 3404 | Cable - Inside Rail | 2018 | Peterbilt | 567 | G&H | LNG |
| 3406 | Cable - Inside Rail | 2019 | Peterbilt | 520 | Galbreath | LNG |
| 3407 | Rolloff Trailer | 2023 | Peterbilt | 520 | Galbreath | Diesel |
| 3408 | Rolloff Trailer | 2025 | Peterbilt | 567 | Galbreath | Diesel |
| 3409 | Rolloff Trailer | 2025 | Peterbilt | 567 | Galbreath | Diesel |
| 3410 | Rolloff Trailer | 2025 | Peterbilt | 567 | Galbreath | Diesel |
| 3411 | Rolloff Trailer | 2025 | Peterbilt | 567 | Galbreath | Diesel |
| 501 | Service Truck | 2008 | Ford | F350 | N/A | Diesel |
| 503 | Service Truck | 2011 | Ford | F550 | IMT | Diesel |
| 514 | Pickup | 2008 | Ford | F150 | N/A | Unleaded Gas |
| 516 | Stake body | 2020 | Ford | F550 | N/A | Diesel |
| 517 | Pickup | 2022 | Ford | F150 | N/A | Unleaded Gas |
| 518 | Pickup | 2023 | Ford | F150 Lightning Extended Range | Pick-up | Electric |

| | | | | | | |
|---|---|---|---|---|---|---|
| 550 | Container delivery | 2011 | Ford | 750 | Galbreath | Diesel |
| FL-1 | | 2016 | Hyster | H50FT | | Propane |
| FL-2 | | 2023 | Hyster | H60FT | | Propane |
| FL-3 | | 2015 | Hyster | H50 XM | | Propane |
| WL163230 | | 2016 | Caterpillar | 938M | | Diesel |

a) Vehicle Specifications:

The requested vehicle specifications are identified below.

| | Fuel Type | Size | # of Axles | GVWR | Capacity | # of Collection Compartments |
|---|---|---|---|---|---|---|
| **Side Loader** | Diesel/LNG | 33 | 3 | 54500 | 10 | **1** |
| **Front Loader** | Diesel | 40 | 4 | 57500 | 10 | **1** |
| **Roll Off** | Diesel | 30 | 2 | 54000 | 2 | **1** |
| **Flat Bed** | Diesel | 14 | 2 | 4600 | n/a | **1** |
| **Rear Loader** | LNG | 33 | 3 | 44500 | 8 | **1** |

b) Reduction of Air Emissions and Wear & Tear on City Streets

All collection vehicles are following CARB's low carbon alternative fuel regulations Consistently well-maintained collection vehicles greatly cut emissions (and noise), and optimized routes reduce vehicle miles travel and street wear and tear. Republic has partnered with its equipment manufacturers to design vehicles that have increased carrying capacity, which minimizes trips to the transfer station, reducing vehicle miles traveled.

c) Vehicle Technology: With Republic's RISE application, Republic driver and truck locations are reported at regular time and distance intervals, providing the operations team with the whereabouts and situational awareness of the fleet and all routes during the day. Additionally, Republic utilizes geo-fencing capabilities, to set geographic boundaries for routes, which trigger alerts when vehicles cross a defined geo-fence border. This assists operation team members in determining whether drivers

are on pace for on-time route completion, or whether additional support must be dispatched due to unforeseen circumstances.

d) Vehicle Maintenance Program: Republic's fleet of vehicles undergoes the most extensive preventive maintenance procedures in the industry, which lead to a safer, more efficient, and environmentally sound collection process. Company vehicles undergo rigorous preventive maintenance procedures and comprehensive pre- and post-trip inspections which exceed industry standards to ensure the highest level of performance and safety while on route and minimal downtime.

e) Vehicle Maintenance Schedule: Republic's reporting system for tracking vehicle maintenance, vehicle performance, and adherence to company policies relative to such is called Dossier/MPower which enables Republic to produce weekly reports that are used by the Fleet Maintenance Manager to monitor performance and take appropriate action steps when necessary to enforce compliance with Company policy and procedure. Some of the maintenance-related reports the Dossier system produces, and which are also covered in weekly maintenance and operations meetings are:

- Maintenance Cost per Vehicle Report (with high-cost trucks noted)
- Road Call Report
- Towing Report
- Drive Compliance and Error Report
- Mechanic Productivity Report
- Fuel and Meter Report
- System Code Spreadsheet Report
- Preventive Maintenance (PM) Report (with overdue PM sub-report)

## 2. Containers

a. Sufficiency of Capacity: We have a durable process in place to ensure the availability of collection containers that are SB 1383 compliant for our customers.

| Container Dimensions | | | |
|---|---|---|---|
| **Container** | **Height** | **Width** | **Depth** |
| 35 Gallon Cart | 36.5” | 19.8” | 26.3” |
| 65 Gallon Cart | 41.5” | 24.5” | 27.5” |
| 95 Gallon Cart | 43.2” | 28.0” | 32.1” |
| 2 Cubic Yard Bin | 41.5” | 72.0” | 34.5” |
| 3 Cubic Yard Bin | 50.5” | 72.0” | 41.5” |
| 4 Cubic Yard Bin | 57.0” | 72.0” | 50.5” |
| 6 Cubic Yard Bin | 57.0” | 72.0” | 80.0” |
| 20 Cubic Yard Roll Off | 4.5’ | 7.5’ | 22’ |
| 30 Cubic Yard Roll Off | 6’ | 8’ | 22’ |
| 40 Cubic Yard Roll Off | 8’ | 8’ | 22’ |

b. Bin Enclosures and Limited Space: During the assessment, we will identify bin locations and access paths that allow for safe, convenient service. Right-sizing service levels can increase waste diversion, improve collection productivity, and lead to reduced costs for customers.

d. Container Appearance: Republic takes pride in the appearance of its equipment. The condition of all containers is audited annually, on a rolling basis, and scheduled for replacement as needed. Containers that require repairs or maintenance will be delivered back to our facility for repair.

e. Container Durability: The containers listed above are suitable for all customers. In the event of a customer’s space limitations, we can provide and have demonstrated the ability to offer optional services to meet the customer’s needs.

• Automated Carts: A weekly Bundled SFD Solid Waste Collection Service system with one (1) 35,65,95- Gallon Gray Garbage Cart, one (1) 65-Gallon Gray with Blue lid Recyclable Materials Cart, and one (1) 65-Gallon Gray with Green lid Organic Waste cart as part of the base SFD Solid Waste Collection Service.

•Commercial Bins: Republic Services will assist commercial and multi-family customers in achieving compliance with existing and new regulations through personalized outreach and recycling technical assistance to optimize recycling and organic service levels. This includes the continued implementation of a properly signed and colored two-bin container system.

Republic Services will continue to offer solid waste, recycling, and organic collection services with a variety of collection container sizes and service frequencies to meet single-family, multi-family and commercial community needs up to five days per week. Collections will be conducted in the following container sizes: 35-, 65 and 95-gallon carts; 2-, 3-, 4- and 6-yard front load bins; 20, 30 and 40 yard roll off bins.

Being the incumbent in Suisun we have already implemented SB 1383 compliant programs which make our evaluation process immensely easier to accommodate each property with the proper size containers and ensure that each customer maximizes the City’s participation goals.

## 3. Route Operations:

Successful collection operations begin with a skillful operation supervisor who knows business as well as your community. Your Republic

Services local operations manager is responsible for the day-to-day collection operations, including development and evaluation of routing (in conjunction with the general manager), training and oversight of drivers, and implementation and enforcement of safety procedures.

a) Advantages to Collection Vehicles Chosen: All collection vehicles are in compliance with CARB's low carbon alternative fuel regulations. Consistently well-maintained collection vehicles greatly cut emissions (and noise), and optimized routes reduce vehicle miles traveled and street wear and tear. Republic has partnered with its equipment manufacturers to design vehicles that have increased carrying capacity, which minimizes trips to the transfer station, reducing vehicle miles traveled.

b) Driver Responsibilities: To ensure extreme reliability and a consistently high level of customer service, Republic Services has a quality control program in which a driver records an area of concern, and their issues will be addressed and completely resolved by supervisors or management within seven days of discovery.

c) Anticipated Driver Productivity: During collection activities, drivers are instructed to make notes on their RISE tablets throughout the day. The objective of the post-route briefing is to collect all valuable route information from each driver to ensure operations will receive issues such as poorly sequenced routes; sales will receive items such as commercial overage issues; safety will receive information pertaining low hanging wires or dangerous dumpster locations; and maintenance will be forwarded issues such as repair and replacement needs.

d) Operational Communications: Successful collection operations begin with a skillful operations supervisor who knows the business as well as your community. Your Republic Services local operations manager is responsible for the day-to-day collection operations, including development and evaluation of routing (in conjunction with the general manager), training and oversight of drivers, and implementation and enforcement of safety procedures. We ensure our operations supervisors are not overloaded, nor tied to a desk. On average, we maintain a 20:1 ratio of routes to supervisors, which means that items needing attention are dealt with immediately and that the supervisor knows your community intimately. In addition, our supervisors are out on the routes regularly. At least twice per week, they conduct a ride along with drivers on their routes. This creates great opportunities for driver mentoring, ensure quality control on the route, and keeps the supervisor directly aware and familiar with the nuances of the route and the community. Few, if any other companies in the industry, dedicate their operations staff to succeed in this manner.

e) Driver Contamination Monitoring: For recycling and organic waste setouts. If **contamination** is visible, the cart will be tagged with a "Corrective Action Notice," informing the customer why they received the notice and how to properly sort materials in the future. Subsequent infractions or ongoing unacceptable levels of contamination will also be noticed, and a fee will be assessed. A picture is taken with the RISE tablet and uploaded to the customer's account.

- As with all **Corrective Action Notices** and other route events and incidents, this information will be logged into Republic's customer database and routinely shared with the city.

f.) Annual Service Level and Billing Audit Approach

Audit Plan: To additionally mitigate any impacts to our ability to provide reliable service, Republic's customer management software application, InfoPro, automatically generates several reports that are routinely reviewed by

Republic managers, most daily. These include:

**Production Reports**

This module includes:

- Route Analysis
- Route Downtime Analysis
- Customer Service History
- Daily Operating Summary
- Daily Fuel Report
- Daily Disposal Report
- Disposal Exception Report
- Daily Truck! Employee Replacement Report
- Customer Service Report
- Blocked! No Service Report

These reports are used in the daily activities of the division in order to monitor productivity and effectiveness.

1. Route Maps: The RISE platform was built for Republic Service employees by Republic Service employees. The RISE platform consists of three components:
   a. RISE Portal
   b. RISE Map
   c. RISE Tablet

The heart of the platform is the RISE Portal and the RISE Map; the portal and map feature an intuitive structure that allows users to easily assign routes, view maps, and quickly identify assets and facilities.

**The RISE Map:** quickly allows new or substitute drivers to visually understand the assigned work through the visual representation of the proximity between customers and disposal sites. This benefit helps eliminate unproductive time and total miles traveled, limiting impacts on the city roads and emissions.

**RISE tablet:** Republic Services rolled out RISE tablets to our industrial drivers starting in 2020 and to our commercial drivers in 2021!2022. RISE tablets provide our drivers with an electronic route sheet with turn-by-turn directions to ensure the most efficient route. The navigation software uses real-time traffic conditions to avoid delays and incorporate safety mechanisms that record the truck's height, weight, and length to ensure overpasses and bridges can support our vehicles

Notice," informing the customer why they received the notice and how to properly sort materials in the future. Subsequent infractions or ongoing unacceptable levels of contamination will also be noticed, and a fee will be assessed. A picture is taken with the RISE tablet and uploaded to the customer's account.

- As with all **Corrective Action Notices** and other route events and incidents,
  this information will be logged into Republic's customer database and routinely shared with the city.

f.) Annual Service Level and Billing Audit Approach

Audit Plan: To additionally mitigate any impacts to our ability to provide reliable

service, Republic's customer management software application, InfoPro, automatically generates several reports that are routinely reviewed by Republic managers, most daily. These include:

**Production Reports**

This module includes:

- Route Analysis
- Route Downtime Analysis
- Customer Service History
- Daily Operating Summary
- Daily Fuel Report
- Daily Disposal Report
- Disposal Exception Report
- Daily Truck! Employee Replacement Report
- Customer Service Report
- Blocked! No Service Report

These reports are used in the daily activities of the division in order to monitor productivity and effectiveness.

1. Route Maps: The RISE platform was built for Republic Service employees by Republic Service employees. The RISE platform consists of three components:
   a. RISE Portal
   b. RISE Map
   c. RISE Tablet

The heart of the platform is the RISE Portal and the RISE Map; the portal and map feature an intuitive structure that allows users to easily assign routes, view maps, and quickly identify assets and facilities.

**The RISE Map:** quickly allows new or substitute drivers to visually understand the assigned work through the visual representation of the proximity between customers and disposal sites. This benefit helps eliminate unproductive time and total miles traveled, limiting impacts on the city roads and emissions.

**RISE tablet:** Republic Services rolled out RISE tablets to our industrial drivers starting in 2020 and to our commercial drivers in 2021!2022. RISE tablets provide our drivers with an electronic route sheet with turn-by-turn directions to ensure the most efficient route. The navigation software uses real-time traffic conditions to avoid delays and incorporate safety mechanisms that record the truck's height, weight, and length to ensure overpasses and bridges can support our vehicles

**Safety**

a. **Staffing Safety Requirements:** Republic Services has an industry leading safety record that has been 38% better than the industry average for the past ten years, based on OSHA data. In addition, we have been recipients of 72% of the industry's Driver and Operator of the Year awards since 2009.

b. Republic Services maintains strict compliance with all applicable DOT (includes physical, drug, and alcohol testing), OSHA, federal, state and local safety requirements while performing all work-related functions.

c. We recognize that a safe workforce is not simply a discussion with a new hire, but a dedicated plan to review, educate and verify employee practices constantly.

d. Two of Republic Services' ambitious sustainability goals are tied to specific safety metrics. These include reducing our Occupational Safety and Health Administration Total Recordable Incident Rate to 2.0 or less and

1) **Training:** Republic Services has the lowest occurrence of incidents and crashes in the industry due to our company-wide emphasis on safety, extensive employee training and ongoing educational development programs. Republic Services requires all operations personnel to participate in extensive classroom training and testing, as well as on-road auditing and policy reinforcement.

2) **Personal Protective Equipment**: Republic Services is committed to providing the safest collection and disposal processes possible. We recognize that effective management of worker safety and health

protection is a decisive factor in reducing the extent, severity, and cost of work-related injuries and illnesses. Eye, face, head, hand, and high visibility PPE is required to be worn when applicable.

**5. <u>Reporting</u>**

a. **Detailed monitoring and reporting**:

Republic Services as the responsible agent to fulfill several of its responsibilities under AB 341, AB 939, AB 1594, and SB 1383. However, Suisun City cannot delegate its authority to Republic Services for the imposing of civil penalties to non-compliant generators.

b. **Method Used to Track Tonnage**: It is required that all collection vehicles are weighed daily after collecting at each of the designated post-collection facilities. All truck weights are captured, reported, and maintained through our PC Scales software.

**Process for Reporting Complaints**: We track all service recipient complaints through our InfoPro system and record notes within the customer's account. Should there be any disputes, we will provide the full-service log to the Cities as required by the RFP. Please refer to our Customer Service Plan for a detailed process on the protocols for all customer service interactions

# Exhibit 7
## Processing and Disposal Facilities

The City has approved the following Disposal Facilities, Organic Waste Processing Facilities, Material Recycling Facilities, and Transfer Station to manage the specified services and otherwise assist the Contractor in the performance of the requirements of the Agreement. The Maximum Services Rates in Exhibit 1 assume all material is delivered to the approved facility. Any City directed changes to any other non-approved facility will be considered a City-directed change in accordance with Section 33.3.

| **Name of Facility** | **Contact Information** | **Services Provided** |
|---|---|---|
| Potrero Hills Landfill | Natalie Hicks<br><br>530-329-1120 | Solid Waste, Green Waste, Organics, Construction Demolition, Sludge and Metal |
| Contra Costa Transfer Station | Michael Grayson<br><br>925-839-0241 | Solid Waste, Green Waste, Organics, Food Waste, Construction and Demolition |
| Hay Road Landfill | | Solid Waste, Green Waste, Organics, Construction Demolition, Sludge |
| Keller Canyon Landfill | Dawn Fields gauge | Solid Waste, Sludge |
| Vasco Road Landfill | Joseph Benavidez | Construction and Demolition Processing |
| West Contra Costa County | Rob Sherman | Residential and Commercial Recycling |
| Newby Island Landfill and Recovery Facility | Dan North<br><br>408-586-2281 | Residential and Commercial Recycling, Organics processing, Solid Waste, Construction and Demolition Processing |
| Lystek | James Dunbar | Organics |
| Golden Bear Waste and Recycling Center | Rob Sherman<br><br>510-970-7244 | Solid Waste, Organics, Construction and Demolition, Concrete |
| Napa Recycling and Waste Services | Greg Kelley | Organics Processing |
| Northern Compost (Zamora) | Greg Kelley | Organics Processing |

# Exhibit 8
## Sustainability and Compliance Plan

**Meeting Diversion Requirements**

**Diversion Programs**

Republic Services shall continue to offer the following collection programs to Single Family Dwellings, Multi-Family Dwellings, commercial, and industrial customers.

- Green Container for Commingled Organic Waste

  Food waste, yard waste, green waste, food-soiled paper and compostable bags certified by the BPI.

- Blue Container for Recycle

  Traditional recyclables, such as bottles, cans, plastics, and organic waste such as paper and cardboard

- Black Container for Non-Organic Waste

  Items destined for a landfill that cannot be recycled or composted (including animal waste)

**MFD & Commercial Diversion Programs**

Republic Services offers a wide range of recycling program container sizes, frequencies, and opportunities for reduced MSW collections from customers' current service levels:

- Website availability of diversion requirements Tips to becoming a better recycler.
- Recycling insights and information
- MFD service guides
- MFD newsletter
- Posters, guides, stickers, bin labeling – Sustainability Advisors shall provide this material during site visit and as needed.
- Waste presentations and trainings – Sustainability Advisors will provide waste trainings to staff, managers, janitors, etc. to encourage proper sorting and program participation.

Republic intends to be a fully active and committed partner to educate the customer base, enrolling them in required recycling programs and shifting away from the voluntary mindset to comply with the law. To achieve this, it is recommended that the city establish a mandatory participation ordinance with enforceable actions to ensure joint success.

**C&D Waste Diversion Program**

For construction and demolition projects, services will be performed in a manner that complies with Cal Green requirements, which currently includes a 65% minimum diversion rate stipulation at all covered projects.

**Air Emission Reduction**

All collection vehicles are following CARB's low carbon alternative fuel regulations. Consistently well-maintained collection vehicles greatly cut emissions (and noise) reducing wear and tear on City Streets. Optimized routes reduce vehicle miles traveled and street wear and tear. Republic has partnered with its equipment manufacturers to design vehicles that have increased carrying capacity, which minimizes trips to the transfer station, reducing vehicle miles traveled.

**Recycled Products – Operations**

Vehicle fluids recycling - We recycle all capturable vehicle fluids through a local vendor allowing for circularity of any necessary hydrocarbon fluids.

**Maintenance core returns**

- Most parts used within our trucks use "cores" which can be refurbished and reused within a future remanufactured part.
- Use of local parts vendors to reduce GHG emissions
- To maintain our fleet in the most efficient manner and support the local vendor network we primarily source our parts from local vendors which has a beneficial effect of reducing GHG emissions from shipping parts over long distances.

**Metal recycling.**

We take every opportunity to recycle metals within our maintenance processes to avoid wasteful introduction of primary metals and recover some of our cost of purchase, thereby reducing rates for service recipients.

Tire recycling. All tires that are worn to the point of being removed from service or irreparably damaged are diverted from landfills via partnering with our tire partner.

# Exhibit 9
## Education and Outreach Plan

Republic Services recognized the importance of an effective public education and promotion as the key to helping residents and business to understand more about source reduction, reuse, recycling, and composting. SB 1383 is the most significant waste reduction mandate to be adopted in California in the last 30 years. It will require that California residents change their behaviors on how they dispose their organics.

**Public Education**

The public education plan describes in detail outreach activities to educate customers. The principal objective of the public education campaign is to increase diversion and reduce contamination.

| SFD Education Program | Time |
|---|---|
| 1. Residential Customer Service Guide direct mail.<br><br>The purpose of the residential guide is to educate residents on what materials can be placed in the recycle, organics, or disposed of in the trash. Proper handling of household hazardous waste, proper cart set up, service schedule, additional services offered. The residential guide will also include information about holiday collection schedule and street sweeping services.<br><br>The residential guide translated to Spanish will be made available. Copies of the Spanish version will be distributed upon request and made available at City events, City facilities, libraries, and the Republic Services office. | Annually<br><br>January |
| 2. New Service Recipient Education<br><br>Welcome packets will be mailed to each new Service Recipient. The packets will include a Residential Customer Service guide and other new program information. | As needed |
| 3. Newsletter - Bill inserts<br><br>City Staff and Republic will collaborate on associated articles that will best aid in the education of the audience. Each party will contribute relevant articles for inclusion in the newsletter.<br><br>2nd quarter Newsletter April -June bill<br><br>Topic: Recycle and organics (SB1383).<br><br>Purpose: Remind residents about the importance and requirements of separating their recycling and organics from the trash.<br><br>3rd Quarter newsletter July – September bill | Quarterly April – December) |

| | |
|---|---|
| Topic: Household Hazardous Waste information<br><br>Purpose: Remind residents about the proper disposal of Household Hazardous Waste and the programs available to residents.<br><br>4th Quarter October – December bill<br><br>Topic: Street sweeping, reducing +<br><br>-food waste, holiday schedule, Christmas Tree pick up.<br><br>Purpose: Outreach customers about fall season street sweeping schedule, how to prevent food waste during the holidays, how to recycle their holiday tree. | |
| 4. Your Town Magazine Ad<br><br>City Staff and Republic Services will collaborate to determine the date City wants to run an ad with information on how Suisun City residents can report abandon waste or illegal dumping. | Annually |
| 7. Events:<br><br>Republic Services will participate in Three City events to reach out to the community about organics, recycling, household hazardous waste and extra services. | To be determine |
| 8. Corrective Action Notices<br><br>Cart tags will be used by drivers, Sustainability advisors, and supervisors to notify residents if there is any problem with cart set-out, contamination, notification of inaccessible carts or other issues preventing regular service. | As requested, or needed |
| 9. Website<br><br>Maintain a robust website where residents can access digital information about services, newsletters, resources, Recycling and composting guidelines, SB1383 information, etc. | Annually |

| MFD Education Programs | Time |
|---|---|
| 1. MFD newsletter<br><br>City Staff and Republic will collaborate on associated articles that will best aid in the education of the audience and each party will contribute relevant articles for inclusion in the newsletter. The newsletter will explain about the requirements of SB1383, recycling and organics programs.<br><br>MFD Newsletter will be translate to Spanish. Electronic and hard copies of the Spanish MFD Customer Service Guide will be available for property manager. | Bi-annual |
| 1. Develop outreach materials for tenants<br><br>Republic Services will develop outreach materials as need it to promote recycling and organics in Multifamily dwellings. | As needed |
| 2. Presentations and meetings<br><br>Republic Services will develop presentations about Recycling and organics for MFD.<br><br>Republic Services will participate in tenant meeting to explain SB1383 and the benefits of reducing waste. | As needed |
| 3. Waste assessments and Evaluation about services levels<br><br>Republic Services will conduct site visits to monitor and evaluate recycling and organics programs. request MFD for their annual tenant outreach and give recommendations about service levels. | Annual site visits |
| 4. Website<br><br>Maintain a robust website where MFD residents can access digital information about recycling and composting guidelines, SB1383 information, services available, etc. | Annually |

| Commercial Education Program | Time |
|---|---|
| 1. Commercial Newsletters<br><br>City Staff and Republic Services will collaborate on associated articles that will best aid in the education of the audience and each party will contribute relevant articles for inclusion in the newsletter. | Quarterly |
| 2. Service recipient training<br><br>Service recipient training and/or presentations will be offered to all commercial service recipients during Recycling Coordinator site visits. Waste audits or characterizations will be offered when the Recycling Coordinator is able to schedule a facility walk-through with commercial service recipient to identify recyclable material generated on site. | Annually as needed |
| 3. Community presentations<br><br>Fairfield Suisun Chamber of Commerce Mixer, events, and presentations<br><br>Solano Hispanic Chamber of Commerce mixers, event, and presentations<br><br>Community groups: Rotary groups, Soroptimist of Central Solano, Church's, etc. | Once per year, as requested |
| 4. Recycling and Organics outreach materials<br><br>Republic Services will have available organic and recycle posters that can be used to educate employees and/or clients about organics and food waste | As needed |
| 5. Website<br><br>Maintain a robust website where Business can access digital information about recycling and composting guidelines, SB1383 information, services available, etc. | Annually |

| School Education Program | Time |
|---|---|
| 1. Recycling Coordinator will assist school districts to set up organics' programs at school sites when requested. | As needed |
| 2. Site Waste Assessments: Evaluate school recycling and organics program. When possible, make recommendations to increase diversion and/or prevent waste | As needed |

| | |
|---|---|
| 3. Class presentations and/or school assembly: motivate students to participate in organics and recycling program | As needed |
| 4. Attend School activities to increase diversion and participation on food waste and recycle programs. (Poster, photo or video contest about recycling and organics) | As needed |

| Corrective notices | Time |
|---|---|
| Republic Services Drivers will continue to monitor for contamination. Driver will tag carts and/or containers that are contaminated. | As needed |
| Customer services will continue to reach out to customers that had contamination to explain why the cart or container was tag. Customer service will send outreach materials to customers. | As needed |

Republic Services has put together videos about SB1383

**Short Videos (30 seconds)**

Residential:

https://vimeo.com/fervor/review/736598655/c43dc27532

Commercial:

https://vimeo.com/fervor/review/736598617/dc3c3b5f27

**SB1383 Educational videos**

What is SB 1383?

https://vimeo.com/fervor/review/727557961/743743ba8e

Residential - How do I Comply?

https://vimeo.com/fervor/review/727558291/5bb0c73633

Commercial - How do I Comply?

https://vimeo.com/fervor/review/727562488/083bf8a6bf

Residential - What Happens After Pickup?

https://vimeo.com/fervor/review/727567890/94ba59302a

Commercial - What Happens After Pickup?

https://vimeo.com/fervor/review/727559277/bcc5f41181

# Exhibit 10
## Acceptable Recyclable Materials

Recyclable Materials include, but are not limited to:

| | |
|---|---|
| Aluminum cans<br><br>Brochures<br><br>Cardboard<br><br>Cereal boxes<br><br>Computer paper<br><br>Coupons<br><br>Envelopes<br><br>Frozen food boxes and trays<br><br>Glass bottles/jars<br><br>Glass cosmetic bottles<br><br>Junk mail<br><br>Laundry bottles<br><br>Magazines/catalogs | Mixed plastics (including rigid plastic packaging and other food containers)<br><br>Newspaper<br><br>Paper<br><br>Paper tubes<br><br>Phone books<br><br>Pizza boxes<br><br>Plastic containers #1-#7<br><br>Plastic film and wrapping<br><br>Plastic milk jugs<br><br>Tin cans<br><br>Tissue boxes<br><br>Wrapping paper |

# Exhibit 11

STREET SWEEPING SERVICES

Contractor shall provide Street Sweeping Services during the Term in accordance with the terms

and conditions of this Agreement.

**1. Manner of Service.**

a. Contractor shall provide a Complete Sweep of all Curb Miles on all publicly maintained City Streets. Within any Curb Mile, Contractor shall be responsible for sweeping all curbs including Median Islands and the corners from any cross street intersecting the subject street. Contractor shall obey all laws governing the operation of the sweepers on a public street and shall perform its operations so that sweepers are traversing their routes in the normal direction of traffic.

b. Contractor shall furnish all materials, labor, supervision and equipment necessary to perform all work required for regularly scheduled sweeping of all public streets in the City at the frequency and within the time frames described in this Exhibit. Within 90 days of the Effective Date, Contractor shall adopt a City approved street sweeping schedule that follows the City approved refuse collection schedule, including adjustments for Holidays. Exceptions resulting from equipment breakdowns shall be immediately reported to the City with a catch-up schedule.

c. Contractor shall also provide an annual 200-hour time bank for unscheduled sweeping and related services or as otherwise assigned by the City upon one (1) Work Day's notice. Contractor shall make reasonable efforts to respond to emergency incidents including vehicle accidents, illicit discharges, and other emergencies within two hours or best effort depending on the severity of the incident.

**2. Maps**. Contractor shall provide the Street Sweeping Service route maps to the City Representative upon request, within ninety (90) days from receipt of written notice. The maps shall be provided in a format that can be posted to the City website.

**3. Sweeping Method**. Unsweepable items that impede sweeping, such as palm fronds, rocks, trash and debris shall be removed from the sweeping path and properly disposed of by the operator rather than driving around them. Items that impede sweeping and are immovable such as construction debris, boulders and impaired vertical or horizontal clearance by tree limbs shall be reported to the City immediately for correction. Contractor is not responsible for areas missed due to parked cars or other personal property. Sweeper operators shall immediately report to Contractor and the City all Illicit Discharges observed during routes. Contractor shall train all operators to recognize Illicit Discharges and stormwater pollution sources prior to work as street operators and annually thereafter, using City-approved training materials. Such training shall be documented and made available for review by the City.

In areas where drainage is a problem, Contractor shall make as many passes as necessary to remove debris from standing water. In addition, all sand, dirt, rocks, gravel, vegetation, and other sweepable debris shall be removed from the street during the sweeping operation. If standing water is over the top of curb, then Contractor shall not be required to sweep that specific area. Sweeper operators shall report all areas with drainage problems to Contractor and City on a monthly basis, or as deemed appropriate by Contractor.

**4. Standards of Service**. All areas swept under this Agreement shall be thoroughly cleaned. All debris shall be picked up by the sweeper unit and disposed of at Contractor's expense as outlined in this Exhibit. Sweeping shall include the removal of all sand, gravel, dirt, litter, vegetation, and all other debris that accumulates between sweeps. Curb lines shall be swept along both sides of the roadway, or to the edge of pavement where no curb exists, along all curbs on raised medians, over all portions of painted medians, painted left and right turn pockets, and all intersection cross gutters. Sweeping normally require one pass over an area. Contractor shall make additional passes or make such extra effort required to adequately

clean the street to the satisfaction of the City. Extra effort shall be required when sweeping equipment leaves a dirt/silt smear in its swept path. The service standards may be reviewed and modified as conditions warrant to maintain cleanliness by the City or as necessary to comply with any regulatory permits issued to City.

**5. Water.**

a. Contractor shall obtain water services from the appropriate water utility or City for the water necessary in the street sweeping operation and use sufficient water to prevent dust arising during sweeping operations. City will provide map of preferred hydrant locations to Contractor to be used whenever feasible. Where feasible, Contractor shall use reclaimed or recycled water. The cost of the water shall be borne by City.

b. When possible, Contractor shall use reclaimed or tertiary recycled water.

c. Contractor shall not discharge liquid waste from the sweeper units onto City streets or into the storm drain system.

d. Washing of sweepers on City property is prohibited. Any and all washing of sweeper units shall be compliant with Section 16.03. Contractor shall implement best management practices when loading water into the street sweepers to prevent any overflow/potable water discharges into the storm drain system.

**6. Sweeper Speed.** Contractor shall operate the sweepers at a speed of not more than five (5) miles per hour in residential areas and ten (10) miles per hour in residential and commercial areas when sweeping or when the sweeper brooms are down, unless Contractor can demonstrate that the sweeper can operate efficiently and safely at a higher speed. City will use industry standards, Environmental Protection Agency information, and the sweeper manufacturer's recommendations on the speed of sweepers when considering greater speeds.

**7. Width of Sweeper Path.** Contractor shall sweep all curb miles and all bike lanes with all brooms down, unless parked vehicles, structures, or other objects prohibit the safe sweeping of this path width. The path shall begin at the face of the curb and include the flow line of the gutter. Unless blocked by parked cars, Garbage Carts, Recycling Carts, or Organics Carts the face of the curb and gutter shall always be included within the sweeper path. On those residential streets with no curb, the width of the sweeper path shall be not less than eight (8) feet measured from the edge of the pavement toward the center of the street.

**8. Street Sweeping Frequency.**

a. Residential Streets.

i) Contractor shall provide Street Sweeping Service for each Curb Mile of residential streets and alleyways in the City once every other week November through January and once every month February through October on a scheduled route basis. However, in those instances where the scheduled Street Sweeping Service day falls on a Holiday, Contractor shall adjust the route schedule as set forth in Article 5. This specifically includes all public residential streets within the City limits.

ii) Contractor is not required to provide Street Sweeping Services for private residential streets within the City limits, but may contract to provide such services directly with a Home Owners Association on mutually agreeable terms and conditions; provided that Contractor agrees to indemnify, defend, and hold harmless the City and its officials, employees and agents from any damages or claims arising in any manner from such services.

b. Commercial Streets. Contractor shall provide Street Sweeping Service for each Curb Mile of commercial streets in the City once per week on a scheduled route basis. However, in those instances

where the scheduled Street Sweeping Service day falls on a Holiday, Contractor shall adjust the route schedule as set forth in Article 5.

c. Parking Lots. Contractor shall provide Street Sweeping Service for each Curb Mile of designated parking areas shown in this Exhibit 11 in the City as indicated on a scheduled route basis. However, in those instances where the scheduled Street Sweeping Service Day falls on a Holiday, Contractor shall adjust the route schedule as set forth in Article 5.

d) Change in Frequency. The City may direct Contractor to change the frequency of street sweeping for any City street. Contractor shall implement City-directed changes in frequency within fifteen (15) Work Days of receipt of written notice from the City Representative to adjust sweeping frequency. Any such changes under shall be treated as City-directed changes under Section 33.3.

**9. Street Sweeping Hours of Service.**

a. Residential Streets. Contractor shall provide Street Sweeping Service on residential streets and alleyways commencing no earlier than 6:00 a.m. and terminating no later than 10:00 p.m. Monday-Friday. Street Sweeping Services shall take place five days per week. The hours, days, or both of service may be extended due to extraordinary circumstances or conditions with the prior written consent of the City Representative. Sweeping in residential areas shall be coordinated with Collection Services to ensure that sweeping occurs after collection of all Carts has been completed on a specific street.

b. Commercial Streets. Contractor shall provide Street Sweeping Service on commercial streets and major arterials no earlier than 8:00 p.m. and terminating no later than 6:00 a.m., Sunday-Thursday. The hours, days, or both of service may be extended due to extraordinary circumstances or conditions with the prior written consent of the City Representative.

c) Downtown Area. Contractor shall provide Street Sweeping Service on downtown area streets or other areas designated by the City no earlier than 10:00 pm and terminating no later than 6:00 a.m. Sunday-Thursday. The hours, days, or both of service may be extended due to extraordinary circumstances or conditions with the prior written consent of the City Representative. The City may restrict Street Sweeping hours in the downtown area or other areas where noise or traffic negatively affects the surrounding neighborhoods.

d) Other Areas. Designated collector, arterial streets and City facilities may also be swept on Saturdays between the hours of 7:00 a.m. and 7:00 p.m. upon approval of the City.

e) Street Changes. City and Contractor acknowledge that it may be necessary or desirable to add or delete City streets for which Contractor will provide Street Sweeping Services or to temporarily modify sweeping schedules. City will provide notice of any such changes to Contractor which may be caused by the following:

i) Construction or development on or along a street.

ii) Pavement maintenance activities, including the chip seal program or the slurry seal program.

iii) Inclement weather when running water renders sweeping ineffective.

iv) Special sweeping on alternative schedule.

v) Other legitimate reasons that make sweeping impractical as determined by the City Representative.

vi) Street Additions. As new streets are constructed and accepted by City, City may, at City's sole option, designate such streets as part of the Service Area for the purposes of Street Sweeping Services. If the City Representative designates such streets as part of the Service Area, Contractor shall provide Street

Sweeping Service on such streets under the terms and conditions of this Agreement within fifteen (15) Work Days of receipt of written notice from the City Representative to begin service. Any changes under this section shall be treated as City-Directed changes under Section 33.3.

**10. Street Deletions.** City may require some City streets to be temporarily or permanently removed from the list of scheduled streets for which Contractor provides Street Sweeping Service under this Agreement. Contractor shall immediately cease providing Street Sweeping Service to any City Street upon receipt of written notice from the City Representative to stop such service. When a City Street has been temporarily removed from the list of scheduled streets, Contractor shall resume Street Sweeping Service on such street in the next regularly scheduled cycle following the receipt of written notice from the City Representative to resume service.

**11. Revised Maps.** Contractor shall revise the Street Sweeping Service route maps to show the addition or deletion of City Streets as provided above and shall provide such revised maps to the City Representative upon request, within ninety (90) days from receipt of written notice. The maps shall be provided in a format that can be posted to the City website.

**12. Parking Restrictions.** The City will provide written notice to Contractor of any streets where permit parking may impact scheduled Street Sweeping Service. Contractor may be required to adjust sweeping schedules to sweep prior to the permit parking restrictions. Changes to parking restriction shall be consider a change in scope.

**13. Adverse Weather Conditions**. Because of varying rain conditions throughout the City, Contractor may verbally request permission from the City Representative to cancel sweeping during heavy and persistent rainstorms within the Service Area. Contractor may cancel sweeping only with the prior consent of the City Representative.

**14. Hazardous Waste**. Contractor shall not be required to remove any Hazardous Waste from the street surface. If, in the course of performing Street Sweeping Services, any suspected Hazardous Waste is encountered, Contractor shall immediately report the location to the City Representative, and any other responsible agency.

**15. Disposal of Sweep Waste.** Contractor shall transport and deliver all Sweep Waste to designated Bins or areas at a City facility or the approved transfer station facility. If approved by the Organics Processing Facility, Contractor will collect all Bins containing Sweep Waste and deliver to an Organics Processing Facility in a manner that meets AB 939 or other waste diversion requirements established per CalRecycle. In the event the facility is closed on a Work Day or is otherwise unable to accept the Sweep Waste, Contractor shall transport and deliver the Sweep Waste to such other legally permitted facility approved by the Agreement Administrator. Sweep Waste recycling and processing shall be by agreement between the Contractor and the City and shall not be calculated as part of the annual diversion rate required in Article 19. Notwithstanding the foregoing, Contractor shall not be responsible for the transportation, processing or disposal of Exempt Waste that may be found in city street sweepings, and the City shall retain all such responsibility.

**16. Spillage.**

a) During hauling, all Sweep Waste shall be contained, covered and enclosed so that leaking, spilling and blowing of the Sweep Waste is prevented. Contractor shall be responsible for the immediate clean-up of any spillage caused by Contractor.

b) Equipment oil, hydraulic fluids, or any other liquid or debris resulting from Contractor's operations or equipment must be covered immediately with an absorptive material and removed from the street surface. Contractor must document spillage in the Waste Reporting System and notify City's stormwater compliance coordinator within two (2) hours of any spills resulting from Contractor's operations or equipment. When necessary, Contractor must apply a suitable cleaning agent and

cleaning technique to the street surface to provide adequate cleaning as approved by the City's stormwater compliance coordinator to be compliant with the City's stormwater permit.

c) The above paragraphs notwithstanding, Contractor must clean up any spillage caused by Contractor within two (2) hours upon notice from the City. If City deems necessary, Contractor must engage third-party environmental clean-up specialist to remove any equipment oil, hydraulic fluids, or any other liquid or debris that remains on street after Contractor's own clean-up efforts. If clean-up is not conducted to satisfaction of City, City has right to engage environmental clean-up specialist to perform additional clean-up work at the expense of Contractor.

d) To facilitate such cleanup, Contractor's vehicles must at all times carry sufficient quantities of petroleum absorbent materials along with a broom and shovel.

**17. Street Sweeping Service Routes.**

a. Not less than ninety (90) Calendar Days prior to commencement of Street Sweeping Services, Contractor shall submit to the City Representative, Service Area maps precisely defining the Sweeper Routes for review and approval by the City Representative. The route maps shall include the days of the month sweeping shall occur, the sweeping schedules in adjacent areas, the areas of the City to be swept, the start and finish of each route, the location of each dumpsite, and any special needs such as early starts, and late finishes.

b. The City Representative may provide written comments on the preliminary maps to Contractor no later than thirty (30) Work Days after receipt of the maps from Contractor. Contractor shall revise the maps to reflect such comments and return them to the City Representative within thirty (30) Work Days after receipt of the City Representative's comments.

c. Upon approval by the City Representative of the final Sweeper Route maps, Contractor shall develop and maintain the Sweeping Routes on a computerized mapping system that is compatible with City's mapping system to the extent possible. Street Sweeping maps provided to the City shall be in a format that is suitable for posting to the City website. In addition, the scheduled Street Sweeping day for each Residential and Commercial Service Recipient shall be recorded as part of the Contractor's Service account database provided to the City in the Waste Reporting System.

d. Service Route Changes.

i. Contractor shall submit to the City Representative, in writing, any proposed route change (including maps thereof) not less than forty-five (45) Calendar Days prior to the proposed date of implementation. Such changes shall also be reflected in Contractor's printed route maps.

ii. The City Representative may provide written comments to Contractor on such proposed change no later than ten (10) Work Days after receipt of the proposal from Contractor, and Contractor shall revise the routes to reflect such comments and return them to the City Representative within ten (10) Work Days of receipt of such comments.

iii. Contractor shall not implement any route changes without the prior written approval of the City Representative. If the approved route change will change the day on which Street Sweeping Service will occur, Contractor shall notify the affected Service Recipients of route changes not less than thirty (30) Work Days before the proposed date of implementation in a manner approved by the City Representative.

**18. Other City Sweep Service.**

a. If during the Term, circumstances exist that require work associated with the Street Sweeping Service program that is not specifically provided for in this Agreement, the City Representative may require

Contractor to perform such other associated work ("OAW"). Any changes under this section shall be treated as City-directed changes under Section 33.3 to the extent that the requested services are not included in the time bank provided in E8.01.1.2.

b. When Contractor performs OAW, the labor, materials, and equipment used in the performance of such work shall be subject to the prior written approval of the City Representative.

c. Examples of OAW that Contractor may be required to perform include: performance of special sweeps, flood clean-up, street sanitation for parades and celebrations, City requested clean-up services, and any contingency where sweeper and supporting sweeper equipment could assist in a particular instance.

d. Emergency street sweeping service. If during the hours of the Contractor's street sweeping operations, the Police Department or Public Works Department may call for street sweeping after vehicle(s) have been removed from an automobile accident. The Collector will make every effort to respond to the accident site within 20 minutes of request and sweep the site of debris that is acceptable for this type of sweeper. There will be no additional compensation to the Collector for this service.

**19. Street Sweeping Quality of Work**. The standards of performance which Contractor is obligated to meet are those good street sweeping practices which leave the service area in a debris and dirt-free condition and using sufficient water to avoid airborne dust arising from equipment operation.

**20. Street Sweeping Equipment.**

a) General Provisions. All Street Sweeping Service equipment used by Contractor in the performance of services under this Agreement shall be of a high quality and of the vacuum type in conformance with California Air Resource Board (CARB). The collection vehicles shall be designed and operated so as to prevent Collected materials from escaping from the collection vehicles. Hoppers shall be closed on top and on all sides with screening material to prevent Collected materials from leaking, blowing or falling from the collection vehicles.

b) Clean Air Vehicles. Contractor may not use any Street Sweeping vehicle that is more than ten (10) years old during the term of the Agreement. Collection vehicles must utilize low carbon ("alternative") fuel, which includes renewable diesel, biodiesel, clean diesel, hydrogen, ethanol, methanol, natural gas, renewable natural gas, propane, P-series fuels, and electric. During the Term, to the extent required by law, Contractor shall provide its Street Sweeping vehicles to be in full compliance with all Applicable Laws, including State and Federal clean air requirements that are adopted or proposed to be adopted, including, but not limited to, the California Air Resources Board Heavy Duty Engine Standards as currently proposed to be contained in California Code of Regulations, title 13, sections 2020 et seq., the Federal EPA's Highway Diesel Fuel Sulfur regulations and all other applicable air pollution control laws.

c) Vehicle Noise Level. All Street Sweeping operations shall be conducted as quietly as possible and must comply with Applicable Laws, including Federal EPA noise emission regulations, currently codified at Code of Federal Regulations, Title 40, Part 205.

d) Reserve Equipment. Contractor shall have available to it, at all times, reserve collection and Street Sweeping Service equipment that can be put into service and operation within three (3) hour of any breakdown. Such reserve equipment shall correspond in size and capacity to the equipment used by Contractor to perform Contractor's duties under this Agreement.

e) All equipment shall be maintained in good mechanical condition, including brushes and brooms that shall be replaced at regular intervals. Contractor shall immediately clean any vehicle fluids (hydraulic fluids, lubricating oils, etc.) that leak or spill from equipment into the street or public right of way.

f) Sweepers shall be fitted with GPS tracking with all data accessible to City staff. Contractor shall furnish to the City at no additional cost or expense any software and equipment necessary for City to track the location of sweeping vehicles in real time and to generate reports as needed.

g) Sweeping equipment shall not be stored in the public right of way unless mechanical failure prevents immediate removal. In the event of mechanical failure, all efforts must be made to remove the equipment from the public right of way as soon as possible. The City must approve any overnight storage in public right of way. Contractor may enter into optional Storage Agreement with City to store Sweeper equipment at City facility. In the absence of such Storage Agreement with City, sweeping equipment shall not be stored on City Property.

h) All equipment is subject to inspection by the City at any time.

i) All sweepers shall have an operational strobe and back-up alarm and shall conform to all City, Solano County, State and Federal safety requirements.

**21. Staffing**. All Street Sweeper operators shall abide by the requirements set forth in ARTICLE 23 of this Agreement.

**22. Communication.**

a) Contractor shall have direct communication with all sweeping operators in the field utilizing radios or cellular telephones. Each sweeper operator shall have the ability to communicate verbal information immediately to City staff, Police and Fire Department personnel, residents, and to report illicit storm water discharges and hazardous street or drainage conditions to the City. Contractor shall also report missed routes and citizen complaints and resolution to the City on a weekly basis, when applicable.

b) Contractor shall supply a 24-hour message telephone number to the City Traffic Engineer so that the City can notify Contractor of traffic counter installations.

c) Drivers shall be aware of their locations in order to raise their brooms and avoid destruction of traffic counter cables. Contractor shall use due diligence to avoid traffic counter cables.

**23. Deficiencies and Corrections**. The City may also make regular unannounced inspections of Street Sweeping locations if a swept area is deemed to be below acceptable performance standards, the substandard section shall be re-swept within one (1) Work Day of notification. Contractor shall re-sweep at their own expense. The City shall be notified of the completed re-sweep.

**24. Designated City Parking Areas.** The designated parking areas for street sweeping are

City Hall Front Lot - Civic/CH/PD

City Hall back lot Civic/CH/Yacht Club

City Hall side lot Civic/CH/Mike Day

Virgil's Lot (end of Lotz)

Driftwood Drive Lot

Library Lot

Geopp Park Lot

Sports complex Lot

Almond Street Lots

Kroc Center Lots (Front and Back)

Community Center Lot

Boat Ramp Lot

North Basin Lots (along Main Street)

**25. Heavy Leaf Residential Streets**. Street sweeping will be conducted weekly during leaf season on the designated residential heavy leaf street. The designated residential heavy leaf streets are:

Almond street

Bay Street

Driftwood Drive from Civic to Josiah

Kellogg Street from Solano to Cordelia

Solano Street from Main to Kellogg

Lotz Way from Civic to Josiah

Whispering Bay Lane from Driftwood to Francisco

Josiah Circle from Lotz to Whispering Bay

# EXHIBIT B

# MAXIMUM RATE SCHEDULE

**Suisun City Residential Rates**
**Rates Effective 12/1/2025**

| | | Rates Effective 1/1/2025 | % Rate Increase | Increase Amount | Rates Effective 12/1/2025 |
|---|---|---|---|---|---|
| Solid Waste RES rate | 64/65 gallon can | $ - | 12.07% | $ - | $ 49.54 |
| Solid Waste RES rate | 95/96 gallon can | $ 49.11 | 12.07% | $ 5.93 | $ 55.04 |
| | | | | | |
| Additional Solid Waste Cart | 64/65 gallon can | $ - | 12.07% | $ - | $ 15.68 |
| Additional Solid Waste Cart | 95/96 gallon can | $ 15.54 | 12.07% | $ 1.88 | $ 17.42 |
| Additional Greenwaste Cart | 95/96 gallon can | $ 8.88 | 12.07% | $ 1.07 | $ 9.95 |
| | | | | | |
| Resi Call/Back | | $ 23.45 | 12.07% | $ 2.83 | $ 26.28 |
| Res SW XPU-Bags 30 Gal | | $ 5.54 | 12.07% | $ 0.67 | $ 6.21 |
| Contamination - Resi | | $ 34.66 | 12.07% | $ 4.18 | $ 38.84 |
| Recycling Coupon Rate | | $ 6.80 | 12.07% | $ 0.82 | $ 7.62 |
| Appliance Pickup TV | | $ 144.34 | 12.07% | $ 17.42 | $ 161.76 |
| Appliance without Freon | | $ 89.17 | 12.07% | $ 10.76 | $ 99.93 |
| Appliance with Freon | | $ 112.51 | 12.07% | $ 13.58 | $ 126.09 |
| Extra Bulky Pickup* | | $ 89.17 | 12.07% | $ 10.76 | $ 99.93 |
| 2nd Request Cart Exchange (per cart) | | $ 34.58 | 12.07% | $ 4.17 | $ 38.75 |
| Backdoor Service | | $ - | 12.07% | $ - | $ 11.00 |

*RES customers get three free bulky waste pickups annually. Additional bulky waste pickup after 3 free pickups is charged with above rate.

0

## Suisun City Commercial/Industrial Rates
## Rates Effective 12/1/2025

| | P/U Per Week | Rates Effective 1/1/2025 | Rates Effective 12/1/2025 |
|---|---|---|---|
| Trailer Park and Apts (curbside 32 gal can) | 1 | $ 33.30 | 37.32 |
| | 2 | $ 60.80 | 68.14 |
| | 3 | $ 91.21 | 102.22 |
| | 4 | $ 121.64 | 136.32 |
| | 5 | $ 152.01 | 170.36 |
| 96 gal cart | 1 | $ 85.70 | 96.04 |
| | 2 | $ 171.38 | 192.07 |
| | 3 | $ 257.08 | 288.11 |
| | 4 | $ 342.78 | 384.15 |
| | 5 | $ 428.50 | 480.22 |
| 65 gal cart (Food waste) | 1 | $ 92.40 | 103.55 |
| | 2 | $ 184.82 | 207.13 |
| | 3 | $ 277.23 | 310.69 |
| | 4 | $ 369.66 | 414.28 |
| | 5 | $ 462.03 | 517.80 |
| Extra | | $ 54.24 | 60.79 |

0

## Suisun City Commercial/Industrial Rates

## Rates Effective 12/1/2025

| | P/U Per Week | Rates Effective 1/1/2025 | Rates Effective 12/1/2025 |
|---|---|---|---|
| 2 CY Bin | 1 | $ 330.05 | $ 369.89 |
| | 2 | $ 610.79 | $ 684.51 |
| | 3 | $ 888.13 | $ 995.33 |
| | 4 | $ 1,167.43 | $ 1,308.34 |
| | 5 | $ 1,421.82 | $ 1,593.43 |
| | Xtra PU | $ 86.97 | $ 97.47 |
| 3 CY Bin | 1 | $ 463.32 | $ 519.24 |
| | 2 | $ 854.25 | $ 957.36 |
| | 3 | $ 1,218.95 | $ 1,366.08 |
| | 4 | $ 1,596.96 | $ 1,789.71 |
| | 5 | $ 1,920.30 | $ 2,152.08 |
| | Xtra PU | $ 110.08 | $ 123.37 |
| 4 CY Bin | 1 | $ 596.25 | $ 668.22 |
| | 2 | $ 1,151.25 | $ 1,290.21 |
| | 3 | $ 1,564.40 | $ 1,753.22 |
| | 4 | $ 2,084.76 | $ 2,336.39 |
| | 5 | $ 2,560.11 | $ 2,869.12 |
| | Xtra PU | $ 142.72 | $ 159.95 |
| 5 CY Bin | 1 | $ 708.17 | $ 793.65 |
| | 2 | $ 1,346.82 | $ 1,509.38 |
| | 3 | $ 1,917.60 | $ 2,149.05 |
| | 4 | $ 2,516.03 | $ 2,819.71 |
| | 5 | $ 3,056.94 | $ 3,425.91 |
| | Xtra PU | $ 170.37 | $ 190.93 |
| 6 CY Bin | 1 | $ 792.75 | $ 888.43 |
| | 2 | $ 1,532.90 | $ 1,717.92 |
| | 3 | $ 2,241.17 | $ 2,511.68 |
| | 4 | $ 2,871.87 | $ 3,218.50 |
| | 5 | $ 3,500.87 | $ 3,923.43 |
| | Xtra PU | $ 184.55 | $ 206.83 |
| | 3 days box | $ 270.76 | $ 303.44 |
| 7 CY Bin | 1 | $ 974.94 | $ 1,092.62 |
| | 2 | $ 1,849.65 | $ 2,072.90 |
| | 3 | $ 2,717.71 | $ 3,045.74 |
| | 4 | $ 3,604.43 | $ 4,039.48 |
| | 5 | $ 4,479.57 | $ 5,020.25 |
| | Xtra PU | $ 206.96 | $ 231.94 |

| | | Rates Effective 1/1/2025 | Rates Effective 12/1/2025 |
|---|---|---|---|
| 20 yd box | MSW | $659.49 | $ 739.10 |
| 25 yd box | MSW | $699.47 | $ 783.89 |
| 30 yd box | MSW | $739.44 | $ 828.69 |
| 40 yd box | MSW | $779.47 | $ 873.56 |
| 20 yd box | Metal & Wood | $559.55 | $ 627.09 |
| 25 yd box | Metal & Wood | $595.12 | $ 666.95 |
| 30 yd box | Metal & Wood | $628.38 | $ 704.22 |
| 40 yd box | Metal & Wood | $666.12 | $ 746.53 |
| 20 yd box | YW (Organics) | 616.79 | $ 691.23 |
| 25 yd box | YW (Organics) | 652.36 | $ 731.10 |
| 30 yd box | YW (Organics) | 685.62 | $ 768.37 |
| 40 yd box | YW (Organics) | 723.36 | $ 810.67 |

| | | | |
|---|---|---|---|
| Compactor | Less than 30 Yd Compactor | $799.40 | $ 895.88 |
| | 30 yd - 39 Yd Compactor | $999.31 | $ 1,119.92 |
| | > 40 Yd Compactor | $1,199.09 | $ 1,343.82 |

| | | | |
|---|---|---|---|
| Special | Extra Day Charge (IND) | $58.51 | $ 65.57 |
| | County Delivery Charge | $108.93 | $ 122.08 |
| | Relocation | $107.47 | $ 120.44 |
| | Over 2 tons | $97.70 | $ 109.50 |
| | Over 2 tons (YW Organics) | 129.01 | $ 144.58 |
| | Same Day Service | 292.33 | $ 327.62 |
| | Lock Bar Installation | 22.98 | $ 25.75 |
| | Lock Bar Service | 100.32 | $ 112.43 |
| | Extra Yard - Comm | 43.92 | $ 49.22 |
| | Contamination - Comm | 167.38 | $ 187.59 |

0

*Spanish and Tagalog versions of this Notice are available upon request – please contact: adum@suisun.com*

Spanish

Tagalog

**NOTICE OF PUBLIC HEARING**
**BY THE CITY COUNCIL OF THE CITY OF SUISUN CITY**
**REGARDING PROPOSED INCREASES TO THE CITY'S MAXIMUM RATES**
**FOR SOLID WASTE SERVICES**

Dear Suisun City Property Owner of Record:

**NOTICE IS HEREBY GIVEN** that the City Council (City Council) of the City of Suisun City (City) will hold a Public Hearing to consider increasing the rates (Rates) charged to residential and commercial/industrial customers for the collection, transfer, transportation, recycling, processing, and disposal of solid waste (Solid Waste Services) as follows:

| | |
|---|---|
| DATE: | September 16, 2025 |
| TIME: | 6:30 p.m., or as soon thereafter as the matter may be heard |
| PLACE: | Suisun City Council Chambers,<br>701 Civic Center Blvd., Suisun City, CA 94585 |

The Public Hearing will be conducted in accordance with California Constitution Article XIII D, Section 6 (also known as Proposition 218). This Notice is being sent to record owners of properties in the City that are subject to the Rates. As a result, you may receive duplicates of this Notice.

All interested persons are invited to attend the Public Hearing. The City Council will hear and consider all written and oral comments regarding the proposed Rates at the Public Hearing. In the absence of a majority protest (see below), the City Council may adopt the proposed Rates set forth in this Notice or may adjust the Rate increases as provided so long as the adopted Rates do not exceed the Rates set forth in this Notice.

## INFORMATION ABOUT THE PROPOSED RATES

**Background:** The City Council previously determined that Solid Waste Services are to be performed by a private company under an exclusive Franchise Agreement. The City's exclusive Franchise Agreement with Republic Services was originally approved by the City Council on June 25, 1991, and there have been three contact amendments to date. In April 2022, an Interim Memorandum of Understanding (Interim MOU) was agreed to extend the term of the Franchise Agreement, and both parties agreed to renegotiate in good faith the full Franchise Agreement within five years of the signing of Interim MOU. The Interim MOU was required to ensure the City complied with the new State imposed Senate Bill (SB) 1383 requirements for sorting of organic waste materials from the regular waste stream and complying with specified processing requirements, to address other State recycling requirements, and to address the cost differentials due to "China Sword" issues. China Sword issues include former end-of- stream outlets no longer agreeing to accept the volume of the recycling stream from the United States.

The completion of the renegotiation of the City's Franchise Agreement with Republic Services (dba Solano Garbage) has resulted in a change in the garbage rates. The rate change culminates in a 12.07% increase for residential and commercial/industrial services. For residential rates, this is an increase of $5.93 per month. A new option of a smaller-sized solid waste container (65 gallon) would result in an increase of $0.43 per month. Residential services included in the new Franchise Agreement include the following:

- Two (2) Bulky Waste pick-ups per year.
- 65-gallon option for solid waste cart.
- Holiday Tree Collection service.
- Two (2) paper shredding events per year.
- "Sharps" mail back program (one mail back per year).
- Two (2) extra bags of trash after Christmas (residential only).
- Batter drop-off program at City Hall.
- Recycling buy-back center at the Republic Services facility.
- Two (2) compost giveaway events per year.
- Curbside used motor oil & filter collection service.
- White Goods (appliance) drop-off program.
- Household Hazardous Waste (HHW) drop-off program.
- Batteries, Oil, Paint, and Antifreeze (BOPA) drop-off program.
- E-waste drop-off program.
- Two (2) HHW & Extended Producer Responsibility drop-off events (commercial only).

The proposed Rates are shown in Exhibit "A" hereto. The proposed Rates include charges for weekly residential service and commercial/industrial service based on size of containers and frequency of service, as well as special charges for optional services including bin rental. Residential services are billed quarterly and commercial/industrial services are billed monthly.

**Basis upon which the proposed Rates were calculated:** The proposed Rates will compensate Republic Services for the costs of providing Solid Waste Services, including all labor, equipment, material, supplies, supervision and all other items necessary to perform the work and provide the services described in the proposed amended Franchise Agreement. The proposed Rates reflect additional costs that will be incurred by Republic Services under the amended Franchise Agreement, including, without limitation, the increased costs of complying with SB 1383 and the SB 1383 Regulations.

If approved by the City Council, the initial Rate increases will become effective on October 1, 2025. In addition, beginning January 1, 2027, without holding additional public hearings, each cost component of the Rates may be adjusted on a yearly basis each January 1 based on the actual increase in the Consumer Price Index (CPI) and the Index that shall be used shall be the series CUSR0000SEHG, Water and Sewer and Trash Collection Services in U.S. city average, all urban consumers, seasonally adjusted, for the twelve-month (12-month) period ending June 30 prior to the rate year anniversary date for changes in the Consumer Price Index (CPI) for the twelve month period from July to June. Therefore, the first rate adjustment, effective January 1, 2027, will be based on the percentage change in the CPI for the average value from July 1, 2025 through June 30, 2026, compared to the average CPI value from July 1, 2024, through June 30, 2025, rounded to the nearest hundredth of a percent.

In any year that the calculation of the CPI exceeds five percent (5%), the total adjustment for that year will equal five percent (5%) and any excess may be added to the rate adjustment percentage in the following year or any subsequent year, provide the total adjustment in any year shall not exceed the annual 5% cap. If the CPI is negative (after accounting for any applicable rollover percentages from prior year, there will be no CPI adjustment for that year. Annual rates will not be subject to decrease should the CPI be negative.

## ABILITY TO PROTEST

At the Public Hearing, the City Council will hear and consider all objections or protests to the proposed Rates. Any record owner of property subject to the Rates and any tenant that is directly liable for paying for Solid Waste Services (each, a "customer") may submit a written protest against the proposed Rates. If a parcel has more than one customer, only one written protest against the proposed Rates will be counted in determining the existence of a majority protest against the proposed Rates. A majority protest will exist if at the end of the Public Hearing, there are written protests submitted (and not withdrawn) by a majority of the customers subject to the proposed Rates. The City Council cannot adopt the proposed Rates if a majority protest exists.

**How to Submit a Written Protest.** To be counted in determining the existence of a majority protest against the proposed Rates, a protest must: (1) be in writing, (2) identify the parcel subject to the proposed Rates (by Assessor's parcel number or service street address), (3) state opposition to the proposed Rates, and (4) include the name and original signature of the customer submitting the protest.

Written protests may be delivered in-person to the City Clerk during the Public Hearing. Written protests may also be submitted prior to the Public Hearing by mail or personal delivery to the Office of the City Clerk at 701 Civic Center Blvd., Suisun City, CA 94585. Protests that are mailed or delivered to the Office of the City Clerk must be received (not postmarked) at City Hall prior to 12:00 p.m. on September 16, 2025, to be counted. Emailed and faxed protests will not be accepted.

Additional information regarding the proposed Rates may be obtained from the City's Public Works Department at (707) 421-7340 or 701 Civic Center Blvd., Suisun City, California. Additional information and a copy of this Notice is also available on the City of Suisun City's website at www.suisun.com (search for Prop 218).

DATED: This 1st day of July 2025

Nouae Vue, P.E., Public Works Director

# EXHIBIT "A"
# SOLID WASTE RESIDENTIAL AND COMMERCIAL/INDUSTRIAL RATES[1]

| Suisun City Residential Rates<br>Rates Effective 10/1/2025 | | | | | |
|---|---|---|---|---|---|
| | | Rates Effective 1/1/2025 | % Rate Increase | Increase Amount | Rates Effective 10/1/2025 |
| Solid Waste RES rate | 64/65 gallon can | $ - | 12.07% | $ 0.43 | **$ 49.54** |
| Solid Waste RES rate | 95/96 gallon can | $ 49.11 | 12.07% | $ 5.93 | **$ 55.04** |

(1) Not all fees included in the rate structure shown above constitute "property-related fees" subject to the majority protest process under Proposition 218. The City has nonetheless provided the full proposed rate schedule in furtherance of public transparency.

.

**EXHIBIT "A"**
**SOLID WASTE RESIDENTIAL AND COMMERCIAL/INDUSTRIAL RATES[1]**

## Suisun City Commercial/Industrial Rates
## Rates Effective 10/1/2025

| | P/U Per Week | Rates Effective 1/1/2025 | Rates Effective 10/1/2025 |
|---|---|---|---|
| Trailer Park and Apts. (curbside 32 gal can) | 1 | $ 33.30 | 37.32 |
| | 2 | $ 60.80 | 68.14 |
| | 3 | $ 91.21 | 102.22 |
| | 4 | $ 121.64 | 136.32 |
| | 5 | $ 152.01 | 170.36 |
| 96 gal cart | 1 | $ 85.70 | 96.04 |
| | 2 | $ 171.38 | 192.07 |
| | 3 | $ 257.08 | 288.11 |
| | 4 | $ 342.78 | 384.15 |
| | 5 | $ 428.50 | 480.22 |
| 65 gal cart (Food waste) | 1 | $ 92.40 | 103.55 |
| | 2 | $ 184.82 | 207.13 |
| | 3 | $ 277.23 | 310.69 |
| | 4 | $ 369.66 | 414.28 |
| | 5 | $ 462.03 | 517.80 |
| Extra | | $ 54.24 | 60.79 |

(1) Not all rates identified above constitute "property-related fees" subject to the majority protest process under Proposition 218. The City has nonetheless provided a full schedule of all fees in furtherance of public transparency.

# EXHIBIT "A"
# SOLID WASTE RESIDENTIAL AND COMMERCIAL/INDUSTRIAL RATES[1]

**Suisun City Commercial/Industrial Rates**
**Rates Effective 10/1/2025**

| | | Per Week | |
|---|---|---|---|
| 2 CY Bin | 1 | $ 330.05 | $ 369.89 |
| | 2 | $ 610.79 | $ 684.51 |
| | 3 | $ 888.13 | $ 995.33 |
| | 4 | $ 1,167.43 | $ 1,308.34 |
| | 5 | $ 1,421.82 | $ 1,593.43 |
| | Xtra PU | $ 86.97 | $ 97.47 |
| 3 CY Bin | 1 | $ 463.32 | $ 519.24 |
| | 2 | $ 854.25 | $ 957.36 |
| | 3 | $ 1,218.95 | $ 1,366.08 |
| | 4 | $ 1,596.96 | $ 1,789.71 |
| | 5 | $ 1,920.30 | $ 2,152.08 |
| | Xtra PU | $ 110.08 | $ 123.37 |
| 4 CY Bin | 1 | $ 596.25 | $ 668.22 |
| | 2 | $ 1,151.25 | $ 1,290.21 |
| | 3 | $ 1,564.40 | $ 1,753.22 |
| | 4 | $ 2,084.76 | $ 2,336.39 |
| | 5 | $ 2,560.11 | $ 2,869.12 |
| | Xtra PU | $ 142.72 | $ 159.95 |
| 5 CY Bin | 1 | $ 708.17 | $ 793.65 |
| | 2 | $ 1,346.82 | $ 1,509.38 |
| | 3 | $ 1,917.60 | $ 2,149.05 |
| | 4 | $ 2,516.03 | $ 2,819.71 |
| | 5 | $ 3,056.94 | $ 3,425.91 |
| | Xtra PU | $ 170.37 | $ 190.93 |
| 6 CY Bin | 1 | $ 792.75 | $ 888.43 |
| | 2 | $ 1,532.90 | $ 1,717.92 |
| | 3 | $ 2,241.17 | $ 2,511.68 |
| | 4 | $ 2,871.87 | $ 3,218.50 |
| | 5 | $ 3,500.87 | $ 3,923.43 |
| | Xtra PU | $ 184.55 | $ 206.83 |
| | 3 days box | $ 270.76 | $ 303.44 |
| 7 CY Bin | 1 | $ 974.94 | $ 1,092.62 |
| | 2 | $ 1,849.65 | $ 2,072.90 |
| | 3 | $ 2,717.71 | $ 3,045.74 |
| | 4 | $ 3,604.43 | $ 4,039.48 |
| | 5 | $ 4,479.57 | $ 5,020.25 |
| | Xtra PU | $ 206.96 | $ 231.94 |

| | | Rates Effective 1/1/2025 | Rates Effective 10/1/2025 |
|---|---|---|---|
| 20 yd box | MSW | $659.49 | $ 739.10 |
| 25 yd box | MSW | $699.47 | $ 783.89 |
| 30 yd box | MSW | $739.44 | $ 828.69 |
| 40 yd box | MSW | $779.47 | $ 873.56 |
| 20 yd box | Metal & Wood | $559.55 | $ 627.09 |
| 25 yd box | Metal & Wood | $595.12 | $ 666.95 |
| 30 yd box | Metal & Wood | $628.38 | $ 704.22 |
| 40 yd box | Metal & Wood | $666.12 | $ 746.53 |
| 20 yd box | YW (Organics) | 616.79 | $ 691.23 |
| 25 yd box | YW (Organics) | 652.36 | $ 731.10 |
| 30 yd box | YW (Organics) | 685.62 | $ 768.37 |
| 40 yd box | YW (Organics) | 723.36 | $ 810.67 |

| | | | |
|---|---|---|---|
| Compactor | Less than 30 Yd Compactor | $799.40 | $ 895.88 |
| | 30 yd - 39 Yd Compactor | $999.31 | $ 1,119.92 |
| | > 40 Yd Compactor | $1,199.09 | $ 1,343.82 |

| | | | |
|---|---|---|---|
| Special Charges | Extra Day Charge (IND) | $58.51 | $ 65.57 |
| | County Delivery Charge | $108.93 | $ 122.08 |
| | Relocation | $107.47 | $ 120.44 |
| | Over 2 tons | $97.70 | $ 109.50 |
| | Over 2 tons (YW Organics) | 129.01 | $ 144.58 |
| | Same Day Service | 292.33 | $ 327.62 |
| | Lock Bar Installation | 22.98 | $ 25.75 |
| | Lock Bar Service | 100.32 | $ 112.43 |
| | Extra Yard - Comm | 43.92 | $ 49.22 |
| | Contamination - Comm | 167.38 | $ 187.59 |

(1) Not all rates identified above constitute "property-related fees" subject to the majority protest process under Proposition 218. The City has nonetheless provided a full schedule of all fees in furtherance of public transparency.

**CITY OF SUISUN CITY**
**PUBLIC HEARING ON PROPOSED**
**SOLID WASTE AND RECYCLING SERVICE RATE ADJUSTMENTS**
**SEPTEMBER 16, 2025**

1. **Open Public Hearing.**

Mayor: "This is the time and place set for a public hearing on the proposed adjustments to the City's solid waste and recycling service rates. May we have a report on the noticing of the public hearing from the City Clerk?"

City Clerk: "Let the record show that the notice of the hearing was given as required by law. Notice of the public hearing was mailed to all property owners of record whose parcels receive solid waste and recycling services from the City's solid waste hauler franchisee and to tenants who are directly responsible for payment of the solid waste and recycling service rates at least 45 days prior to the date of the public hearing."

2. **Staff Report.**

Mayor: "The City Council will consider the proposed adjustments to the solid waste and recycling service rates in connection with entering into a Second Amended and Restated Franchise Agreement with the City's solid waste hauler franchisee, Solano Garbage Company d/b/a Republic Services of Fairfield. May we have the report on the proposed rate adjustments and franchise agreement?"

Staff*:* [Gives report]

3. **Council Questions.**

Mayor: "Do any members of the City Council have any questions for Staff?"

Councilmembers: [Ask questions]

**4. Public Testimony.**

Mayor: "Now is the time for public testimony. The City Council will hear and consider all objections or protests to the proposed adjustments to the solid waste and recycling service rates from any interested person.

Any property owner of record whose parcel receives solid waste and recycling services from Republic and any property tenant that is directly responsible for payment of solid waste and recycling service rates may submit a written protest against the proposed rate adjustments. Written protests must be received prior to the end of the public hearing in order to be counted in determining whether there is a majority protest against the proposed rate adjustments. The City welcomes oral testimony at the public hearing but only written protests will be counted in determining the existence of a majority protest.

Only one written protest per parcel, filled by the record owner of the parcel or a tenant who is directly liable for paying for solid waste and recycling services, will be counted in determining the existence of a majority protest. A majority protest will exist if at the end of the public hearing written protests are submitted and not withdrawn which represent a majority (50% plus one) of the parcels subject to the proposed rate adjustments.

As a reminder, a valid written protest must state opposition to the proposed rate adjustments, identify which parcel the protest is for, and include the name and signature of the person signing the protest."

Mayor: [Calls on members of the public ]

Mayor: "This is the final opportunity to submit a written protest. If you have a written protest, please provide it to the City Clerk at this time."

**5. Close Public Hearing.**

Mayor: [After waiting to see if anyone submits a protest] "I now declare the public hearing closed and request the City Clerk to tabulate the written protests that have been submitted and not withdrawn prior to the end of the public hearing."

**6. Tabulation of Written Protests; Discussion on Franchise Agreement and Proposed Rate Adjustments; and Determination of Whether Majority Protest Against the Proposed Rate Adjustments Exists.**

Mayor: "While the City Clerk tabulates written protests, we will have Council discussion on the matter." [Mayor calls on Council Members]

[After Council discussion] "Has the City Clerk competed tabulating the written protests?"

City Clerk: "The City received written protests against the proposed rate adjustments representing ___parcels out of a total of _____ parcels. The number of written protests **[][**do not**]** constitute a majority protest."

**7. Consideration of Resolution Approving the Proposed Rate Adjustments and Franchise Agreement (if there is no majority protest).**

Mayor: "Because there is not a majority protest, would someone like to make a motion to approve the proposed rate adjustments and franchise agreement?"

Any Council Member: "I move to adopt A RESOLUTION OF THE CITY OF SUISUN CITY COUNCIL APPROVING ADJUSTMENTS TO THE SOLID WASTE AND RECYCLING SERVICE RATES; APPROVING A SECOND AMENDED AND RESTATED FRANCHISE AGREEMENT WITH SOLANO GARBAGE COMPANY d/b/a REPUBLIC SERVICES OF FAIRFIELD; AND TAKING RELATED ACTIONS."

Suisun City

# Proposed Republic Services Franchise Agreement

September 16, 2025

R3 CONSULTING GROUP, INC.
RESOURCES · RESPECT · RESPONSIBILITY

1

## AGENDA

1. Negotiations Process
2. Services & Terms
3. Rates
4. Recommendation

R3

2

## Background

- Exclusive franchise with Solano Garbage Company dba Republic Services of Suisun City began June 25, 1991.
- New Franchise Agreement began March 17, 1998, amended February 5, 2009, and March 2, 2015.
- Exclusive License Agreement for Recycling began March 17, 1998.
- In response to SB 1383, the City and Republic entered into a Solid Waste Memorandum of Understanding on April 5, 2022, ending June 30, 2027, or the date a Restated Hauling Agreement is executed, whichever is sooner.

R3

3

## Current Legislation

### Senate Bill (SB) 1383:

- Sets **statewide mandates** for organics recovery efforts
- Builds on prior law to **incrementally reduce disposal** of organic waste
- Requires **all generators** to be provided organic waste recycling services
- Includes **edible food recovery**

R3

4

## Current Services

- Weekly refuse, recyclables, and organics curbside collection for residential and commercial customers and at City facilities
- One annual on-call bulky waste collection pick-up

R3

5

## Current Programs

- Recycling Buy-Back Center
- Coupon in exchange for use of the buy-back center
- Compost Giveaway Events – 2x/yr
- Motor Oil Curbside Collection Program (SFD)
- Motor Oil Drop-Off Program
- White Goods (Appliance) Drop-off program
- Household Hazardous Waste Drop-Off Program

R3

6

## Negotiations Process

- City Council approved an Agreement with R3 Consulting Group to develop a new modern solid waste Franchise Agreement and lead negotiations with Republic.
- Negotiations began September 25, 2024, and were completed in June 2025.
- The parties initially identified 35 potential deal points for consideration and pricing.
- Over the subsequent nine months, these options were priced and negotiated down to the 10 new programs or services with the largest benefit to customers.

R3

7

## New Programs and Services

- Paper Shredding Events – 2x/yr
- 65-gallon option for trash carts (SFD)
- Increased from 1 annual bulky waste pick-up to 2 annual bulky pick-ups (SFD)
- Holiday Tree Collection (SFD)
- Bagged compost will be available at compost pick-up events
- Sharps Mail-Back Program

R3

8

## New Programs and Services

- HHW / EPR Collection Events – 2x/yr
- Two extra bags of trash after Christmas (SFD)
- Battery Drop-Off Program
- Formalized more opportunities for free replacement of broken and damaged carts (1 of each cart type every 10 years)
- Added an abandoned waste collection program funding mechanism

R3

9

## Key Agreement Terms

- Initial 10-year term to June 30, 2035
- Two-five-year extensions at City's sole discretion
- An initial 18-month rate freeze
- Rates adjusted by Water, Sewer, and Trash (a sub-index of CPI)
- Annual rate adjustment cap of 5% if CPI is above 5%, with the balance rolled-over to next rate year
- SB 1383 compliance

R3

10

## Key Agreement Terms (cont.)

- Republic will provide up to 30 tons of compost annually for giveaway events
- Administrative charges for non-performance
- Detailed recordkeeping and reporting requirements
- Reimbursement to the City for costs for negotiations ($70,000)

R3

11

## Residential Collection Rates

| | Current Rates | % Rate Increase | Increase Amount | New Rates |
|---|---|---|---|---|
| 64/65-gal cart | | 12.07% | $0.43 | $ 49.54 |
| 95/96-gal cart | $ 49.11 | 12.07% | $ 5.93 | $ 55.04 |

R3

12

## Sample Commercial Rates

| | P/U Per Week | Current Rates | Proposed Rates |
|---|---|---|---|
| 2-CY Bin | 1 | $ 330.05 | $ 369.89 |
| | 2 | $ 610.79 | $ 684.51 |
| | 3 | $ 888.13 | $ 995.33 |
| | 4 | $ 1,167.43 | $ 1,308.34 |
| | 5 | $ 1,421.82 | $ 1,593.43 |
| | extra P/U | $ 86.97 | $ 97.47 |
| 3-CY Bin | 1 | $ 463.32 | $ 519.24 |
| | 2 | $ 854.25 | $ 957.36 |
| | 3 | $ 1,218.95 | $ 1,366.08 |
| | 4 | $ 1,596.96 | $ 1,789.71 |
| | 5 | $ 1,920.30 | $ 2,152.08 |
| | extra P/U | $110.08 | $123.37 |

R3

13

## Recommendation

- Adopt Resolutions Authorizing:
  - Approval of revised rates, effective October 1, 2025
  - Execution of new Franchise Agreement

R3

14

Suisun City

# Proposed Republic Services Franchise Agreement

September 16, 2025

R3

15

THIS PAGE INTENTIONALLY LEFT BLANK

**AGENDA ITEM NO. 10.**

**AGENDA TRANSMITTAL**

**MEETING DATE:** September 16, 2025

---

**AGENDA ITEM:** Council Adoption of Resolution No. 2025-__: Authorizing the City Manager to Execute the Second Amendment of the Public-Private Partnership (PPP) Agreement for ALS First Responder Emergency Services by and among the Cities of Fairfield, Benicia, Dixon, Vallejo, and Suisun City (Member Cities) and Medic Ambulance Service, Inc.

---

**FISCAL IMPACT:** The quarterly payment to Suisun City will increase to $65,147.10 (previously $62,044.86), the payments will total $260,588.40 for 7/2025 to 4/2026. July 2026's payment will be $21,715.70.

---

**STRATEGIC PLAN:** Public Safety

---

**BACKGROUND:** Since 2000, Medic Ambulance Service, Inc. has been an authorized provider of ALS services within Solano County under Health and Safety Code section 1797.224 pursuant to a Master Services Agreement entered into with the Solano Emergency Medical Services Cooperative (SEMSC). In connection with entering into the Master Services Agreement, Medic Ambulance Service, Inc. also entered into the PPP Agreement with the participating Member Cities, under which these cities have provided ALS first response emergency service to their communities in order to improve the quality and level of emergency medical services.

---

**STAFF REPORT:**

The Member Cities have negotiated with Medic Ambulance Service, Inc and since the cost-of-service delivery has increased, they have agreed to pay the Member Cities a 5% CPI increase through the Second Amendment. Suisun City's portion of the contract represents an additional $12,408.96 per quarter.

The Solano Emergency Medical Services Cooperative (SEMSC) has an active RFP published to award the contract for exclusive operating rights for ambulance services in Solano County. The RFP closes on October 10th and awards are expected by the end of year. Implementation is anticipated to begin May 1, 2026. Until the new operator is in place, we must extend the current PPP

---

**STAFF RECOMMENDATION:** It is recommended that City Council adopt Resolution No. 2025-__ Authorizing the City Manager to execute the Second Amendment of the Public Private Partnership (PPP) Agreement for Advances Life Support (ALS) First Responder Emergency Services by and among the Cities of Fairfield, Benicia, Dixon, Vallejo, Suisun City (Member Cities) and Medic Ambulance Service, Inc.

---

**DOCUMENTS ATTACHED:**

1. Council Adoption of Resolution No. 2025-__: Authorizing the City Manager to Execute the Second Amendment of the Public-Private Partnership (PPP) Agreement for ALS First Responder Emergency Services by and among the Cities of Fairfield, Benicia, Dixon, Vallejo, and Suisun

City (Member Cities) and Medic Ambulance Service, Inc
2. 2nd Amendment to the Public-Private Partnership (PPP)

---

**PREPARED BY:** Brad Lopez, Fire Chief
**REVIEWED BY:** Brad L. Lopez, Fire Chief
**APPROVED BY:** Bret Prebula, City Manager

---

**ATTACHMENTS:**
1. Resolution No. 2025-__: Authorizing the City Manager to Execute the Second Amendment of the PPP Agreement for ALS First Responder Emergency Services by and among the Member Cities and Medic Ambulance Service, Inc.
2. 2nd Amendment to the Public-Private Partnership (PPP)

# RESOLUTION NO. 2025-

**A RESOLUTION AUTHORIZING THE CITY MANAGER TO EXECUTE THE SECOND AMENDMENT OF THE PUBLIC-PRIVATE PARTNERSHIP (PPP) AGREEMENT FOR ALS FIRST RESPONDER EMERGENCY SERVICES BY AND AMONG THE CITIES OF FAIRFIELD, BENICIA, DIXON, VALLEJO, AND SUISUN CITY (MEMBER CITIES) AND MEDIC AMBULANCE SERVICE, INC.**

**WHEREAS,** the City of Suisun City Fire Department provides first response paramedic service in cooperation with Medic Ambulance Service, Inc.; and

**WHEREAS**, as part of the Master Agreement between the Solano Emergency Medical Services Cooperative (SEMSC) Joint Powers Authority and Medic Ambulance Service, Inc. for exclusive ambulance services, Medic Ambulance Service, Inc. is required to enter into a PPP Agreement with those cities wishing to participate; and

**WHEREAS**, the City of Suisun City, along with the Cities of Benicia, Dixon, Vallejo and Fairfield are current parties (Member Cities) to the PPP Agreement; and

**WHEREAS**, the First Amendment expired on April 30th, 2025 and the Member Cities have worked collaboratively with Medic Ambulance Service, Inc on an extension to get us through the SEMSC RFP and award implementation process; and

**WHEREAS**, the Second Amendment to the PPP Agreement extends the term of the agreement through May 1, 2026 and provides a 5% CPI increase for the Member Cities.

**NOW, THEREFORE,** be it here resolved by the City Council of Suisun City the Second Amendment to the Public-Private Partnership Agreement and authorizes the City Manager to do all things necessary to implement this resolution and execute the agreement on behalf of the City.

**PASSED AND ADOPTED** at a regular meeting of said City Council held on Tuesday, the 16th day of September 2025 by the following vote:

| | | |
|---|---|---|
| **AYES:** | Councilmembers: | _____ |
| **NOES:** | Councilmembers: | _____ |
| **ABSENT:** | Councilmembers: | _____ |
| **ABSTAIN:** | Councilmembers: | _____ |

**WITNESS** my hand and the seal of said City this 16th day of September 2025.

_____
Anita Skinner,
City Clerk

# SECOND AMENDMENT TO PUBLIC PRIVATE PARTNERSHIP AGREEMENT FOR ALS FIRST RESPONDER EMERGENCY SERVICES

This Second Amendment to the Public Private Partnership Agreement for ALS First Responder Emergency Services, dated April 30, 2010, and hereafter referred to as the PPP Agreement, is entered into on this _____day of _____, 2025 by and among Medic Ambulance Service, Inc., a California corporation ("Medic") and the Cities of Benicia, Dixon, Fairfield, Suisun City and Vallejo which are all existing parties to the PPP Agreement (the "Participating Member Cities").

**RECITALS**

1. Since 2000, Medic has been an authorized provider of ALS services within the Solano County EMS system under Health and Safety Code section 1797.224 pursuant to a written agreement (the "Master Agreement"), entered into with the Solano Emergency Medical Services Cooperative ("SEMSC"). In connection with entering into the Master Agreement for such services, Medic also entered into a Public Private Partnership Agreement with the Participating Member Cities (except the City of Suisun City) under which these cities have provided ALS first response emergency service to their communities in order to improve the quality and level of emergency medical services.

2. On May 1, 2010, Medic commenced a new county-wide exclusive contract for Emergency Ambulance Services (the "2010 Master Agreement"). The 2010 Master Agreement between SEMSC and Medic required Medic to enter into a new, updated Public Private Partnership Agreement with the Participating Member Cities (except the City of Suisun City). The PPP Agreement was entered into on May 1, 2010 to reflect the conditions at that time and to enhance the delivery of emergency medical services in Solano County.

3. In January 2021, Amendment No. 1 to the PPP Agreement implemented changes to the PPP Agreement that both Medic and the Participating Member Cities found necessary and desirable to achieve the purposes of the partnership. In addition, Amendment No. 1 to the PPP Agreement added the City of Suisun City as a Participating Member City and a party to the PPP Agreement.

4. The 2010 Master Agreement, as amended, and the PPP Agreement were set to expire on April 30, 2025. Pursuant to an amendment extending the 2010 Master Agreement, SEMSC granted Medic an extension of the PPP Agreement from April 30, 2025 to May 1, 2026 ("Medic's Extension Period").

5. There have been increases in the demands for the delivery of emergency medical services in Solano County since Amendment No. 1 to the PPP Agreement was executed, including a significant increase in the level of medical calls required to be responded to by Medic and the Participating Member Cities.

5. This Amendment No.2 will increase the Value of Unit Hour to the Participating Member Cities by 5% for the duration of Medic's Extension Period.

**AGREEMENT**

NOW THEREFORE, the parties agree to amend the PPP Agreement as follows:

1. Section 5(e)(ii) of the PPP Agreement is hereby amended to read:

"The value of Medic's annual dollar allocation to the Public Private Partnership shall be calculated according to the formulas below on the corresponding effective dates:

May 1, 2025: $168.70 (Value of Unit Hour) x 25,748 hours (Unit Hour Reduction) =$4,343,834.04 (Cost Savings)

("Annual Dollar Allocation")"

2. This Amendment No. 2 shall become effective May 1, 2025.

**IN WITNESS WHEREOF,** the undersigned have executed this Second Amendment as of the date first written above.

MEDIC AMBULANCE SERVICE, INC., a California corporation

By:_____
Title: President & COO

CITY OF FAIRFIELD, a municipal corporation

By:_____
Title:_____

CITY OF BENICIA, a municipal corporation

By:_____
Title:_____

CITY OF DIXON, a municipal corporation

By:_____
Title:_____

CITY OF VALLEJO, a municipal corporation

By:_____
Title:_____

City of Suisun City, a municipal corporation

By:_____
Title:_____

## Exhibit C

## Quarterly Payments to the Participating Member Cities of the Annual Dollar Allocation

| **Payment Dates** | **7/15/2025** | **10/15/2025** | **1/15/2026** |
|---|---|---|---|
| Benicia | $95,749.06 | $95,749.06 | $95,749.06 |
| Dixon | $76,902.03 | $76,902.03 | $76,902.03 |
| Fairfield | $369,079.61 | $369,079.61 | $369,079.61 |
| Vallejo | $395,545.44 | $395,545.44 | $395,545.44 |
| Suisun City | $65,147.10 | $65,147.10 | $65,147.10 |
| Total | $1,002,423.24 | $1,002,423.24 | $1,002,423.24 |

| **Payment Dates** | **4/15/2026** | **7/15/2026** |
|---|---|---|
| Benicia | $95,749.06 | $31,916.35 |
| Dixon | $76,902.03 | $25,634.01 |
| Fairfield | $369,079.61 | $123,026.54 |
| Vallejo | $395,545.44 | $131,848.48 |
| Suisun City | $65,147.10 | $21,715.70 |
| Total | $1,002,423.24 | $334,141,08 |

Total $4,343,834.04

**AGENDA ITEM NO. 11.**

**AGENDA TRANSMITTAL**

**MEETING DATE:** September 16, 2025

---

**AGENDA ITEM:** Council Adoption of Resolution 2025-___: Authorizing the City Manager to Enter into a Maintenance Services Agreement on the City's Behalf with Precision Concrete Cutting for Sidewalk Grinding Services.

---

**FISCAL IMPACT:** There would be no impact on the General Fund from this purchase. Costs for this work, which will span three (3) Fiscal Years, will come from Gas Tax Funds and Risk Management Funds. Costs for each Fiscal Year with be not-to-exceed (NTE) amounts: FY25-26 NTE $89,600, FY26-27 NTE $50,000, and FY27-28 NTE $50,000. This results in a total contract cost of $189,600.

---

**STRATEGIC PLAN:** Provide Good Governance; Ensure Public Safety.

---

**BACKGROUND:** The City contains approximately 152 miles of concrete sidewalk. The property owner fronting sidewalks areas is responsible for the maintenance and upkeep of said sidewalk. The City owns multiple properties and facilities throughout the City and is responsible for sections of sidewalk that front these properties and facilities. A best practice for sidewalk maintenance includes grinding down of lips and offsets in concrete sidewalk squares. Locations have been identified as part of the City's ADA Executive Summary Self-Evaluation and Transition Plan.

---

**STAFF REPORT:** In June 2025, the City contracted with Precision Concrete Cutting (PCC) to perform sidewalk grinding services in the Downtown area of the City. This work was accomplished to the City's satisfaction. Areas still remaining that need to be addressed. Staff is proposing to continue to utilize PCC's services in grinding down sidewalk lips and offsets within sidewalk areas that are maintained by the City.

PCC is part of PLAN JPA and as a result their cost per sidewalk mile for grinding services has been vetted and accepted by PLAN JPA. This allows the City to proceed with contracting with PCC without going out to bid.

Staff recommends that the City Manager be authorized to enter into a construction contract with Precision Concrete Cutting for three (3) Fiscal Years of grinding services.

---

**STAFF RECOMMENDATION:** Council Adoption of Resolution 2025-___: Authorizing the City Manager to Enter into a Maintenance Services Agreement on the City's Behalf with Precision Concrete Cutting for Sidewalk Grinding Services.

---

**DOCUMENTS ATTACHED:**

1. Council Adoption of Resolution 2025-___: Authorizing the City Manager to Enter into a Maintenance Services Agreement on the City's Behalf with Precision Concrete Cutting for Sidewalk Grinding Services.
2. Precision Concrete Cutting Quote.

---

| | |
|---|---|
| **PREPARED BY:** | Amanda Dum, Management Analyst II |
| **REVIEWED BY:** | Nouae Vue, Public Works Director & City Engineer |
| **APPROVED BY:** | Bret Prebula, City Manager |

---

**ATTACHMENTS:**

1. Precision Concrete Grinding Resolution
2. Precision Concrete Cutting Quote

.

# RESOLUTION NO. 2025-

## A RESOLUTION OF THE CITY COUNCIL OF THE CITY OF SUISUN CITY AUTHORIZING THE CITY MANAGER TO ENTER INTO A MAINTENANCE SERVICES AGREEMENT ON THE CITY'S BEHALF WITH PRECISION CONCRETE CUTTING FOR SIDEWALK GRINDING SERVICES

**WHEREAS,** Suisun City (City) includes approximately 152 miles of concrete sidewalk; and

**WHEREAS,** the property owner fronting any given section of concrete sidewalk is responsible for its maintenance; and

**WHEREAS,** the City owns multiple properties/facilities throughout the City and is responsible for the sidewalk area fronting these properties/facilities; and

**WHEREAS,** it is in the best interest and safety of the residents of the City to practice "best practice" procedures which include grinding sidewalk lips and offsets that may cause a section of sidewalk to present an uneven surface within the sections of sidewalk that are within the City's right of way and responsibility; and

**WHEREAS,** Precision Concrete Cutting provides concrete grinding services and is an approved member of PLAN JPA; and

**WHEREAS,** as a member of PLAN JPA the cost for services has been verified and established as the lowest bid for these services; and

**WHEREAS,** Precision Concrete Cutting performed satisfactory grinding services in Fiscal Year 2024-25; and

**WHEREAS,** funding is available through Gas Tax funds as well as through Risk Management funds ensuring this work is funded for a minimum of the next three (3) Fiscal Years; and

**WHEREAS,** staff has determined it is in the best interest of the City and its residents to enter into a contract with to work with Precision Concrete Cutting to provide sidewalk griding services for the next three (3) Fiscal Years with the estimated contract amounts for each year in a not-to-exceed amount of $89,600 for FY25-26, $50,000 for FY26-27, and $50,000 for FY27-28.

**NOW, THEREFORE, BE IT RESOLVED,** that the City Council of the City of Suisun City authorizes the City Manager to enter into a maintenance services agreement on behalf of the City with Precision Concrete Cutting for sidewalk grinding services in a not-to-exceed amount of $189,600 for the next three (3) Fiscal Years.

**PASSED AND ADOPTED** at a Regular Meeting of the City Council of the City of Suisun City duly held on Tuesday, the 16th day of September 2025, by the following vote:

| | | |
|---|---|---|
| **AYES:** | Councilmembers: | _____ |
| **NOES:** | Councilmembers: | _____ |
| **ABSENT:** | Councilmembers: | _____ |
| **ABSTAIN:** | Councilmembers: | _____ |

**WITNESS** my hand and the seal of said City this 16th day of September 2025.

_____

Anita Skinner

City Clerk

417 Harrison St, Oakland, CA 94607/ Phone: (650) 867 -8657 / Fax (650) 240-3866 / CL#103474/ 1000053728

# PROPOSAL FOR "NOT TO EXCEED" AGREEMENT BETWEEN: THE PLAN JPA AND PRECISION CONCRETE CUTTING (PCC)

## *Overview*

Uneven sidewalks caused by ground settling and tree roots cause a potential hazard to pedestrians. Displaced sidewalks cause problems for both public and private entities in the form of trip and fall liability exposure.

This AGREEMENT is created for the sole purpose of establishing an agreed-upon set of services and related cost to allow PLAN JPA members access to professional sidewalk inspection and repair maintenance services. Furthermore, this AGREEMENT creates no obligation or expectation that any work will result from this agreement. The FEES and PRICING SCHEDULE listed below are for the period JUNE 1, 2023 to MAY 30, 2026. The CONTRACTOR's specific services are defined below and are available to MEMBER on as needed basis. The exact terms and conditions of such services are to be arranged between the CONTRACTOR and MEMBER. MEMBER is responsible for initiating and requesting any work of Contractor.

## *Background Information on Precision Concrete Cutting*

PCC has been repairing and inspecting sidewalks since 1990. The company does work throughout the United States and with dozens of cities in California.

Precision Concrete Cutting is leader in sidewalk asset management. We specialize in surveying sidewalk infrastructure and repairing uneven sidewalks. Our unique saw-cutting method for correcting off-set sidewalk panels leaves behind ADA compliant results for a fraction of the cost of new concrete. Our clients benefit from detailed GIS maps that allows them to create a GIS data base to cost effectively manage their sidewalk infrastructure.

## *ASSESSMENT SERVICES*

Precision Concrete Cutting technicians will walk every panel in the project area and visually inspect for potential tripping hazards and damage. PCC will provide a GIS compatible report that list each location identified including a photo, exact location, off-set height and square foot amount for replacement locations.

## *PROPRIETARY MOBILE DATA COLLECTION SOFTWARE*

Precision Concrete Cutting has developed a proprietary mobile software that is useable across multiple platforms (Android, iPhone, iPad, Smart Phone, etc.)

- Provides GPS Coordinates – Integrates with GIS systems
- Mapping – Provides detailed location data plotted with Google Maps
- Detailed Reporting – Provides specific and detailed data on measurements for every trip hazard
- Addresses – The software gives the address and longitude / latitude of each trip hazard location
- Additional Data – Records additional sidewalk data (ie. spalling, cracks, replacement spots, and any other data you need
- Sidewalk Asset Management – Precision Concrete Cutting offers complete sidewalk asset management

417 Harrison St, Oakland, CA 94607/ Phone: (650) 867 -8657 / Fax (650) 240-3866 / CL#103474/ 1000053728

To Date, PCC has been awarded 6 patents by the US Patent and Trademark Office on our trip hazard removal equipment and process. The following is each patent description and number where they can be reviewed on the US Patent office web site – www.uspto.gov

6,827,074 - Hub and blade combination patent
6,896,604 - Dust hood patent
7,000,606 - Cutting apparatus and broadening patent
7,143,760 - Method patent
7,201,644 - Variations and broadening patent
7,402,095 - Extended methods patent

**Service Option #1 Sidewalk Assessment Services**

CONTRACTOR will inspect sidewalks and provide a written inspection report in the format approved by the MEMBER (optional curbs and gutters can be included in the scope of work). The inspection reports shall include the identification, location, and description of each problem and recommended action to be taken. The format and information required may be changed at the request of MEMBER with the agreement of both parties.

**Sidewalk Assessment Fee Schedule**

| Cost Per Sidewalk Mile | Total Sidewalk Miles | Estimated Cost per Day | Estimated Man Days | Total Estimated Assessment Cost |
|---|---|---|---|---|
| $386.00 | TBD | $1,000 | TBD | $ TBD |

**Service Option #2 Sidewalk Assessment and Uneven sidewalk Repair Services**

**Pricing Schedule based on the CPI Increase over the 6-year period outline below.**

| Year | 3/8 to 1/2" | >1/2 to 1" | >1-2" | CPI % Increase |
|---|---|---|---|---|
| 2023 | $ 35.72 | $ 71.45 | $ 141.75 | 7% |
| 2024 | $ 38.22 | $ 76.45 | $ 151.67 | 7% |
| 2025 | $ 40.90 | $ 81.80 | $ 162.29 | 7% |
| 2026 | $ 43.76 | $ 87.53 | $ 173.65 | 7% |

**Services Offered:**

- Sidewalk Assessment Services cost of $386 a sidewalk mile
- Uneven Sidewalk Repair Services range in cost per measurements and table above.

- Sidewalk Removal and Replacement is not included, as a project of that size is going to require the PLAN Member to go to bid.

Precision Concrete Cutting is committed to providing the highest quality service to our clients. Should you have any questions of comments, please do not hesitate to contact us.

PCC Representative:

Joseph Ortega

Vice President

**PLAN JPA REPRESENTATIVE**:

X_____

Title

THIS PAGE INTENTIONALLY LEFT BLANK

**AGENDA ITEM NO. 12.**

**AGENDA TRANSMITTAL**

**MEETING DATE:** September 16, 2025

---

**AGENDA ITEM:** Council Adoption of Resolution No. 2025-__: Authorizing the City Manager to Sign a Revised Joint Exercise of Powers Agreement for the Provision and Management of Emergency Ambulance Services (JEPA).

---

**FISCAL IMPACT:**

The public/private provider model allows access to the Public Provider Ground Emergency Medical Transport (PP-GEMT) Program. The PP-GEMT provides an add-on-increase to the fee-for-service for Medi-Cal plans. This is a significant revenue stream, estimated in excess of $5 million annually, that private ambulance providers do not have access to. This additional revenue will be used to ensure 911 system sustainability and generate more revenue to enhance EMS delivery to the citizens of Fairfield and the rest of Solano County. This will also ensure that the City of Fairfield will continue to receive the $1.4 million to provide paramedic services that the city is receiving through the current Public Provider Partnership (PPP) agreement with Medic Ambulance.

Provisions of the JEPA require Fairfield to hold in a 6-month operating reserve. The operating reserve is intended as a stop-gap reserve should there be any reduction in revenue to the system. It will also serve to cover costs during any future transitions away from SCFE should the contract be lost in the future. The operating reserve will be funded from revenues beyond expenditure.

To receive PPGEMT funds, SEFC must front-load costs and seek reimbursement from the State of California. This creates a deficit of operating revenue at startup. The City of Fairfield, as the JEPA administrator, may be required to lend SEFC monies. The JEPA provides a provision that allows Fairfield to recoup any startup costs. If Fairfield is successful in obtaining the SEMSC contract, any need to loan money to SEFC will be presented to Council at the time of contract approval. Staff, with assistance from AP-Triton and Medic Ambulance, has developed a conservative financial model to anticipate future revenue. The model anticipates the City of Fairfield recouping any startup costs within 12 to 14 months of operations.

Finally, all costs to pay Medic Ambulance for their fee as the subcontracted emergency ambulance transportation service provider will be paid from proceeds of SEFC operations. A final contract, including costs of service for Medic Ambulance, will require City Council approval prior to commencement of service. The costs associated with Medic Ambulance are withheld from this and other staff reports since the current SEMSC RFP process is open and competitive. Disclosing any specific financial information at this time could imperil Fairfield and SEFC from submitting a competitive bid against any prospective private party competitors.

---

**STRATEGIC PLAN:** Public Safety.

---

**BACKGROUND:**

In March 2022, the Cities of Vallejo, Rio Vista, Benicia, Dixon, Suisun City, and Fairfield hired AP

Triton to conduct a comprehensive Emergency Ambulance Services Transportation & Optimization Study in Solano County. AP Triton is the leading industry expert in this field. AP Triton released its findings and recommendations to the cities in November of 2022.

AP Triton recommended exploring an ambulance subcontracting model, which could maintain the existing high level of service and improve sustainability for ambulance services in the areas being served. The recommended model is referred to as an alliance model, or a public/private provider model, where a managing lead public agency subcontracts with an ambulance service provider to provide ambulance transportation services. The primary benefit to this model is that it allows access to the Public Provider Ground Emergency Medical Transport (PP-GEMT) Program.

PP-GEMT provides an add-on-increase to the fee-for-service for Medi-Cal plans. This is a significant revenue stream available through the State of California that private ambulance providers are not eligible to participate in. The additional revenue, estimated at more than $5 million annually, may fund additional 911 system services to enhance emergency medical service delivery across Solano County.

The intent of negotiations for the alliance model was to include all cities, except for Vacaville (Vacaville manages their own ambulance service area along with the Vacaville Fire Protection District), as well as the Dixon Fire Protection District, East Vallejo Fire District, Montezuma Fire Protection District, and Suisun Fire Protection District on request from the County of Solano. The structure is formalized through a Joint Exercise of Powers Agreement for Emergency Ambulance Services (JEPA) and referred to as "Solano County Fire and EMS" or "SCFE".

The effort was established to respond to a Request for Proposals (RFP) for Countywide Emergency Ambulance Services for the Exclusive Operation Area within Solano County. The RFP, and oversight of countywide ambulance services, is administered by the Solano Emergency Medical Services Cooperative (SEMSC), a Joint Powers Authority established in 1996, as the recognized emergency medical services agency under Health and Safety Code 1797.50.

In December 2023, the Fairfield City Council authorized a JEPA under Resolution 2023-292. The JEPA specifies various terms of the agreement, including:

- Establishes Fairfield as the lead agency responsible for administering SCFE.
- Creation of an Executive Committee consisting of the city managers of the participating jurisdictions to provide financial, operational, and service coordination amongst the participants.
- Creation of a Technical Advisory Committee comprised of Fire Chiefs of the participating jurisdictions to advise on operational requirements.
- Management responsibilities for the City of Fairfield as SCFE administrator and responsible party under contract with SEMSC.
- Provisions for withdrawal, termination, and dissolution of SCFE, as well as limitations of liability and legal authority provided under the JEPA.

Fairfield, as lead agency, is also responsible for maintaining a subcontract with an ambulance transportation service provider. On December 16, 2024, the Fairfield City Council adopted Resolution 2024-296 approving a Tentative Agreement with Medic Ambulance Services, Inc. to provide medical transport subcontract services.

---

**STAFF REPORT:**

In July 2025, SEMSC released a competitive RFP process to select the next countywide emergency

[illegible] ambulance services provider. Responses to the RFP are due October 10, 2025. Fairfield is currently preparing a response to the SEMSC RFP, and if selected, is responsible for maintaining service in compliance with requirements of the SEMSC Exclusive Operation Area.

Since adoption of the initial JEPA, both the City of Vallejo and the East Vallejo Fire Protection District, represented by the County of Solano (referred to hereon as East Vallejo), are the only agencies to have not ratified the JEPA. They have sought amendments to provisions with which they do not agree.

Through additional negotiations, Vallejo and East Vallejo have requested changes to the management structure of the agreement, the process for identifying expenditure of funds collected by SCFE, administration fees for the City of Fairfield, and other terms generally related to management of the contract with SEMSC. Fairfield has engaged with both agencies to seek terms acceptable to all parties. Vallejo has requested to be included in the current draft form of the JEPA. Unfortunately, East Vallejo has not requested inclusion as of the drafting of this report.

To proceed with the JEPA in a timely manner, and to be responsive to the SEMSC RFP, staff find some amendments to the JEPA acceptable.

The proposed amended JEPA is agreed upon by the cities of Benicia, Dixon, Rio Vista, Suisun City, and Vallejo. The currently proposed version of the JEPA removes the all of the Fire Protection Districts (exclusive of Cordelia District which contracts with the City of Fairfield for services), which are now all represented by the County of Solano (the County of Solano has sought to consolidate all Fire Protection Districts for purposes of gaining efficiencies of operation and financing of fire protection in unincorporated areas of the county – a process which is underway with Solano LAFCO).

Staff recommend adopting the version of the JEPA attached to this report. It provides Fairfield with sufficient funding to manage the SEFC on an annual basis, provides for the ability for Fairfield to recoup all costs of responding to the SEMSC RFP, and ensures a structure that benefits all participating agencies. One new provision is a severability clause for parties that do not ratify the JEPA. If any party to the JEPA fails to ratify the JEPA within 60 days of an award of the SEMSC contract for countywide services, then the remaining parties to the JEPA may proceed under the terms of the JEPA.

---

**STAFF RECOMMENDATION:** Staff recommends to adopt resolution and authorize the City Manager to sign the revised Join Exercise of Powers Agreement for the Provision and Management of Emergency Ambulance Services (JEPA).
Alternative Action

City Council may choose not to authorize the city manager to sign the JEPA. However, doing so at this time would invalidate prior efforts and costs of pursuing the JEPA. Additionally, it may risk the City's opportunity to maintain funds currently provided through the Public Provider Partnership currently received from Medic Ambulance, the current private Countywide service provider.

---

**DOCUMENTS ATTACHED:**

1. Council Adoption of Resolution No. 2025-__: Authorizing the City Manager to Sign a Revised Joint Exercise of Powers Agreement for the Provision and Management of Emergency Ambulance Services (JEPA).
2. 2025-08-24 JEPA Draft Revised.docx.

| | |
|---|---|
| **PREPARED BY:** | Brad Lopez, Fire Chief |
| **REVIEWED BY:** | Brad Lopez, Fire Chief |
| **APPROVED BY:** | Bret Prebula, City Manager |

**ATTACHMENTS:**

1. Resolution
2. JEPA Draft

.

# RESOLUTION NO. 2025-

## AUTHORIZING THE CITY MANAGER TO SIGN A REVISED JOINT EXERCISE OF POWERS AGREEMENT FOR THE PROVISION AND MANAGEMENT OF EMERGENCY AMBULANCE SERVICES (JEPA).

**WHEREAS,** in March 2022, the Cities of Vallejo, Rio Vista, Benicia, Dixon, Fairfield, and Suisun City hired AP Triton to conduct a comprehensive ambulance transportation study in Solano County; and

**WHEREAS**, AP Triton recommended exploring an ambulance subcontracting model, which could maintain a high level of service and improve sustainability for the ambulance provider and the areas being served; and

**WHEREAS**, the City Council of the City of Suisun City adopted Resolution 2023-152 in December 2023 approving a prior version of a Joint Exercise of Powers Agreement for the provision and management of Emergency Ambulance Services (JEPA) which is herein referred to as Solano County Fire & EMS, or SCFE

**WHEREAS**, the various Fire Protection Districts, represented by the Solano County Board of Supervisors, has chosen to not approve the JEPA and instead sought additional modifications to the agreement, some of which the City of Fairfield finds not in the best interest of Fairfield as the managing agency of SCFE under the JEPA; and

**WHEREAS**, the various Fire Protection Districts, represented by the Solano County Board of Supervisors, has chosen to not approve the JEPA and instead sought additional modifications to the agreement, some of which the City of Fairfield finds not in the best interest of Fairfield as the managing agency of SCFE under the JEPA; and

**WHEREAS**, in July 2025, the Solano Emergency Medical Services Cooperative (SEMSC), a Joint Powers Authority established in 1996, as the recognized emergency medical services agency under Health and Safety Code 1797.50, released a competitive Request for Proposals (RFP) to select the next contractor to provide countywide emergency medical services; and

**WHEREAS**, proposals for the RFP are due October 10, 2025, thereby necessitating the finalization and approval of a revised JEPA by parties interested in participating in the agreement to provide services through a public/private partnership and gain eligibility to access funding from the State of California Public Provider Ground Emergency Medical Transport (PP-GEMT) Program; and

**WHEREAS**, the cities of Benicia, Dixon, Fairfield, Rio Vista, Suisun City, and Vallejo have agreed in principal to the terms of a revised JEPA, attached hereto as Attachment A, and incorporated by reference, whereby the parties desire to maximize use of existing resources, create cost saving opportunities, reduce duplication of services, and provide emergency medical and other associated services at a high level for the communities they serve by contracting with the SEMSC to provide emergency ambulance services through a written subcontract with a private ambulance service provider; and

**WHEREAS**, approval of the JEPA by this Resolution establishes the City of Fairfield as SCFE Manager, responsible for the management, administration, and oversight of day-to-day operations of SCFE and all services, programs, and contracts required under the JEPA; and

**WHEREAS**, if awarded a contract by the SEMSC, additional actions will require City Council authorization, including, but not limited to, a contract with SEMSC, a formal contract with Medic Ambulance Services, Inc. with terms for the provision of services in compliance with the SEMSC contract requirements, a loan to SEFC for startup costs, and any other actions requiring formal Council action.

**NOW, THEREFORE,** be it here resolved by the City Council of Suisun City hereby authorizes the city manager to execute the Joint Exercise of Powers Agreement for the provision and management of Emergency Ambulance Services..

**PASSED AND ADOPTED** at a regular meeting of said City Council held on Tuesday, the 16th day of September 2025 by the following vote:

| | | |
|---|---|---|
| **AYES:** | Councilmembers: | _____ |
| **NOES:** | Councilmembers: | _____ |
| **ABSENT:** | Councilmembers: | _____ |
| **ABSTAIN:** | Councilmembers: | _____ |

**WITNESS** my hand and the seal of said City this 16th day of September 2025.

_____
Anita Skinner,
City Clerk

**JOINT EXERCISE OF POWERS AGREEMENT FOR THE PROVISION AND MANAGEMENT OF EMERGENCY AMBULANCE SERVICES**

This Joint Exercise of Powers Agreement ("Agreement"), is entered by and among the City of Fairfield, the City of Vallejo, the City of Benicia, the City of Dixon, the City of Rio Vista, and the City of Suisun City (the "City Parties"), (individually a "Party," and collectively, the "Parties").

**WITNESSETH:**

WHEREAS, pursuant to the Joint Exercise of Powers Act, Title 1, Division 7, Chapter 5 of the California Government Code, two or more public agencies may by agreement jointly exercise any power common to the contracting parties; and

WHEREAS, each of the Parties is a "public agency" as that term is defined in Section 6500 of the California Government Code; and

WHEREAS, pursuant to Sections 54980-54983 of the California Government Code, each of the Parties is empowered to enter agreements with the other Parties for the performance of firefighting and ambulance services and functions within each of the Parties' territories; and

WHEREAS, pursuant to Section 38794 of the California Government Code, each of the City Parties is empowered to contract for ambulance services to serve their residents as convenience requires; and

WHEREAS, pursuant to the Revenue Bond Law of 1941, Title 5, Division 2, Part 1, Chapter 6 of the California Government Code, each of the Parties is empowered to acquire, construct, improve, lease, operate, maintain, repair, staff, or manage, as an enterprise, all parts of, and appurtenances to, an ambulance service; and

WHEREAS, pursuant to Sections 14105.94, 14105.945, 14129, and 14129.3 of the California Welfare and Institutions Code and the State Plan Amendment 22-015 to the State of California's Medicaid State Plan Under Title XIX of the Social Security Act Amendments of 1965 (Public Law 89-97), as may be amended from time to time, each of the Parties is eligible to participate in the Public Provider Ground Emergency Medical Transport Intergovernmental Transfer ("PP-GEMT IGT") Program and receive increased reimbursements for the provision of ground emergency medical transport services to Medi-Cal beneficiaries; and

WHEREAS, pursuant to Sections 1797.230 and 1797.231 of the California Health and Safety Code, each of the Parties is empowered to contract with a county to provide emergency ambulance services, in whole or in part, through a written subcontract with a private ambulance service, provided that such written subcontract is awarded pursuant to a competitive bidding process consistent; and

WHEREAS, the Parties desire to maximize use of the existing resources, create cost saving opportunities, reduce duplication, and provide medical and other emergency services at a high

level of service for the communities they serve by contracting with the County of Solano ("County") to provide emergency ambulance services, in whole or in part, through a written subcontract with a private ambulance service; and

WHEREAS, the Parties desire to accomplish the aforesaid purpose by jointly exercising their common powers in the manner set forth in this Agreement.

NOW, THEREFORE, the Parties, for, and in consideration of the mutual benefits, promises, and agreements set forth herein, AGREE as Follows:

**I. Purpose.**

A. The purpose of this Agreement is for the Parties to jointly exercise their common powers to provide, contract for, manage, equip, maintain, and operate ambulance services and EMS as contractors of County utilizing a private ambulance service and fire agency subcontractors. Such purpose shall be accomplished, and common powers exercised, in the manner set forth in this Agreement.

B. The Parties may use the designation "Solano County Fire & EMS" or "SCFE" to identify the provision of the services provided under this Agreement. The use of such designation shall not be deemed to create a separate legal entity or to change the liability or the contractual obligations of the Parties under this or any other agreements.

C. All pre-existing obligations, rights, and privileges of the Parties shall continue hereunder, subject to the terms and conditions of this Agreement.

**II. Administration.**

A. The duties set forth in this Section II of the Agreement shall be conducted by an administrative entity to be known as the "Executive Committee."

1. The members of Executive Committee shall consist of:

i. The City Managers of each of the six (6) City Parties;

ii.

iii.

2. The Executive Committee shall be advised by a Technical Advisory Committee on service delivery, recommend changes to the SCFE operation, and recommend allocation of capital reserve funds for the reinvestment of SCFE net revenues, which shall consist of:

i. The Fire Chiefs of each of the Parties;

ii. A representative from County's local EMS agency; and

iii. A representative from SCFE's private ambulance service subcontractor.

3. The Executive Committee shall meet at least once (1) per quarter in a publicly noticed meeting accessible to the general public, and may meet as needed more often.

4. A simple majority of the Executive Committee shall constitute a quorum.

5. Actions related to SCFE services, exclusive of any financial matters, shall require a majority vote. In the event of a tie vote by the Executive Committee, the City of Fairfield City Manager, as the representative of SCFE Manager (as that term is defined in section III.A., below), shall resolve the deadlock by casting an additional determinative vote.

6. Actions related to SCFE financial matters, including but not limited to budgeting and disposition of net revenues, including eligible expenditures of the capital reserve funds as defined in Section III.I.4, and recommendations to the Parties regarding amendments to this Agreement, shall require a two-thirds vote of the Executive Committee.

7. The Parties acknowledge and agree that the Executive Committee is not a "legislative body," a separate legal entity, or a joint powers agency or authority, partnership, joint venture, or joint enterprise of any kind.

B. The Executive Committee and Technical Advisory Committee shall advise and consult SCFE Manager (as that term is defined in section III.A., below), as necessary, on matters impacting or related to SCFE's ambulance services or County's EMS system, including, but not limited to, the following:

1. Ambulance deployments, facilities, unit distribution, staffing levels, subcontracts, equipment, and other operational aspects of SCFE's ambulance services;

2. Funding for, and reinvestment of net revenues from, SCFE's ambulance services;

3. Clinical performance issues and quality improvement programs for SCFE's ambulance services and the Parties' first responder EMS; and

4. County EMS system integration and SCFE ambulance service delivery innovation.

## III. Management.

A. The City of Fairfield shall serve as the "SCFE Manager" and manage, administer, and oversee day-to-day operations of SCFE and all services, programs, and contracts required under this Agreement.

B. SCFE Manager shall enter all agreements, engage all subcontractors and consultants, as necessary, and take all actions necessary to effectuate the purposes of this Agreement and the SCFE services and programs set forth herein.

C. SCFE Manager shall comply with the requirements and expectations of this Agreement, as well as all applicable federal, state, and local laws, regulations, and rules.

D. SCFE Manager shall coordinate and cooperate with each Party regarding the performance of services within their respective jurisdiction.

E. The Executive Committee shall advise and consult SCFE Manager regarding services for, or special projects performed on behalf of, any Parties.

F. SCFE Manager shall provide financial and general services to the SCFE for the term of the Agreement, including accounts payable, acquisitions, contracting, and procurements, , billing and accounts receivable, general accounting and reporting, budget development and monitoring, and other general services as necessary to effectuate the purposes of this Agreement.

G. SCFE Manager may enter subcontracts to perform the financial and general services in this Section III.E.

H. SCFE Manager shall charge SCFE an annual fee of One Million Dollars ( $1,000,000.00) for administering this Agreement and the SCFE services and programs set forth herein ("Administration Fee"). The Administration Fee shall be adjusted each subsequent year by the percentage increase/decrease in the Consumer Price Index, All Urban Consumers for Medical Care (U.S. city average) (1982-1984=100) ("Medical CPI"). The Parties acknowledge and agree that the Administration Fee and any subsequent Medical CPI increases or decreases represent the reasonable cost to SCFE Manager providing administrative services to SCFE. Every three (3) years, no later than 30 days after the anniversary of the effective date of this Agreement, the SCFE Manager shall provide a report to the Executive Committee to ensure that the Administration Fee correctly demonstrates the costs of managing, administering, and overseeing day-to-day operations of SCFE and all services, programs, and contracts, required under this Agreement.

I. SCFE Manager shall operate SCFE and account for all payments, revenues, reimbursements, expenditures, disbursements, credits, and debits through an enterprise fund (i.e., a fund established to account for operations financed and operated in a manner similar to private business enterprises, where the intent of the government body is that the costs of providing goods or services to the general public on a continuing basis be financed or recovered primarily through user charges), which shall include the following subfunds:

1. An operations fund equal to SCFE's estimated annual operating expenses for the fiscal year.

2. An operating reserve fund equal to no less than six (6) months of annual operating expenses, to be fully funded within three (3) years of implementation of ambulance services pursuant to Section IV, below, or as mutually amended by the Executive Committee pursuant to requirements of Section II.A.6 herein.

3. A risk management reserve fund equal to no less than 0.1% of SCFE gross revenues.

4. A capital reserve fund for the reinvestment of SCFE net revenues into, among other things, the following:

   i. The acquisition, construction, improvement, leasing, operation, maintenance, repair, staffing, and/or management of all parts of, and appurtenances to, SCFE ambulance services;

   ii. The acquisition, construction, improvement, leasing, operation, maintenance, repair, staffing, and/or management of all parts of, and appurtenances to, the Parties' FRALS services and programs, as that term is defined in Section V;

   iii. Providing financial support, for a public agency emergency communications center for the purpose of consolidated countywide fire/EMS dispatching services;

   iv. The recruitment and retention of prehospital EMS personnel and the provision and expansion of prehospital EMS personnel training and continuing education, including but not limited to coursework, patient simulators, training aids;

   v. The acquisition, construction, improvement, leasing, operation, maintenance, and/or repair of EMS durable equipment and disposable medical supplies for the Parties, such as, for example, Automated External Defibrillators (AEDs), naloxone (Narcan), Epinephrine Auto Injectors, and Lund University Cardiopulmonary Assist System (LUCAS) devices;

   vi. The acquisition, construction, improvement, leasing, operation, maintenance, and/or repair of EMS-related information technology (IT) software, hardware, and solutions, such as, for example, electronic patient care report (ePCR) systems, apparatus mounted mobile digital computers (MDC), and automatic vehicle location (AVL) systems;

   vii. The acquisition, construction, improvement, leasing, operation, maintenance, repair, staffing, and/or management of all parts of, and appurtenances to, community paramedicine, triage to alternate destination, and other similar ambulance and EMS programs for the Parties;

viii. EMS community education programs, hospital interface requirements and innovation, clinical trial participation and support, and other County EMS system requirements; and

ix. Reimbursement to City of Fairfield for all funds incurred, advanced, or otherwise contributed toward the organization, development, and startup costs of SCFE, including but not limited to costs to procure a private ambulance subcontractor, costs to develop a proposal responding to a competitive process administered by County's local EMS agency, legal costs and expenses, and SCFE's initial operating expenses. Any costs in excess of $100,000 shall be subject to reimbursable expenses only and requre approval of the Executive Committee before payment to City of Fairfield

J. To the extent that any special projects are performed on behalf of any Parties, such costs shall be borne by the benefiting Parties. This cost shall be offset against any revenue received by the benefiting Parties under this Agreement.

K. The Parties acknowledge and agree that SCFE Manager is not performing services as the agent of the Parties, but rather, as a service provider, and SCFE Manager does not assume any fiduciary duties to the Parties in the performance of these financial and general services.

**IV. Ambulance Services.**

A. SCFE, through SCFE Manager, shall contract with the County to provide emergency ambulance services ("Ambulance Contract") and shall provide those services, in whole or in part, through a written subcontract with a private ambulance service ("Ambulance Subcontract") in accordance with Sections 1797.230 and 1797.231 of the California Health and Safety Code.

B. SCFE, through SCFE Manager, shall award the Ambulance Subcontract pursuant to a competitive bidding process in accordance with Section 1797.231 of the California Health and Safety Code.

C. SCFE, through SCFE Manager, may contract with third parties to provide nonemergency ambulance services.

D. SCFE, through SCFE Manager, shall invoice and collect for all emergency and nonemergency ambulance services rendered by SCFE.

E. SCFE, through SCFE Manager, shall participate in the PP-GEMT IGT Program.

F. The Parties acknowledge and agree that SCFE's authorized service area under the Ambulance Contract shall consist of all the unincorporated and incorporated areas of County, excluding the Vacaville Fire Protection District (also known as "Zone C"), the City of Vacaville, and Travis Air Force Base.

G. Except as otherwise provided in this Agreement, the Parties shall not:

1. Provide, furnish, operate, conduct, charge for, advertise, or engage in or profess to be engaged in the business of, emergency and nonemergency ambulance services;

2. Contract, pay, or reimburse for emergency and nonemergency ambulance services; or

3. Grant a permit, license, or franchise for emergency and nonemergency ambulance services.

**V. First Responder, Advanced Life Support (FRALS) Services.**

A. The Parties shall provide FRALS services within their jurisdictions 24 hours a day, 365 days a year, subject to the terms and conditions of their ALS Non-Transport Agreements with Solano County Emergency Medical Services Cooperative ("SEMSC"). The Parties providing FRALS services shall be known as the "FRALS Parties."

B. SCFE, through the SCFE Manager, and the FRALS Parties shall enter into a separate agreement ("FRALS Subcontract"), which shall set forth the terms and conditions of the FRALS Parties' provision of FRALS as subcontractors of SCFE, including but not limited to provisions on the following subjects:

1. FRALS Parties' compliance with all statutory, regulatory, and contractual requirements for FRALS services and EMT-Paramedic personnel;

2. SCFE's resupply and restocking of disposable EMS supplies for FRALS Parties; and

3. FRALS Parties' fees for providing FRALS services to SCFE, which shall not exceed the reasonable costs of providing such services, and all terms and conditions for such payments, such as, for example, the timing of payments by SCFE to the FRALS Parties, the allocation of FRALS payments between and among the FRALS Parties based on each Party's percentage of call volume, and any modifications to any of the foregoing.

**VI. Effective Date.**

A. The effective date of this Agreement shall be ____ and shall continue in full force and effect until terminated pursuant to Section VII, below.

B. Condition Precedent. Notwithstanding the foregoing, this Agreement shall become effective if and only upon County awarding the Ambulance Contract to SCFE.

C. Severability of Parties. Should any Party fail to sign and return an executed copy of this Agreement to the other Parties within 60 days of County awarding the

Ambulance Contract to SCFE Manager, they shall be deemed to not be a Party to this Agreement, and their names and any reference to them shall be stricken from this Agreement, however this Agreement shall continue upon all other terms and conditions with the remaining Parties. Upon written agreement between the Parties, the 60 day deadline may be extended to any other date.

**VII. Withdrawal, Termination, and Dissolution.**

A. A Party may withdraw as a party to this Agreement by providing at least 18 months' written notice. Such withdrawal shall be effective on the first day of the new fiscal year commencing 18 months after notice is provided, unless otherwise agreed to by all Parties. Such withdrawing Party shall perform all obligations and other activities and information performed or related to the services provided by the Parties under this Agreement prior to the effective date of withdrawal.

B. The Agreement shall terminate if:

1. The number of parties to this Agreement becomes less than two, or if all the parties unanimously agree to terminate the Agreement;

2. The City of Fairfield withdraws from this Agreement pursuant to Section VII, A. above, and no other Party wishes to assume the roles and responsibilities; or

3. The Ambulance Contract is terminated.

C. If the Parties have accumulated any assets relating to the services provided under this Agreement prior to termination, such assets shall be distributed among the Parties per their respective contributions, unless otherwise agreed to by all Parties.

**VIII. Amendments to Agreement.**

A. This Agreement may only be amended by approval of all the Parties to this Agreement.

B. The Executive Committee may recommend an amendment to this Agreement. The Executive Committee shall forward the proposed amendment with its recommendation to the legislative body of each Party, which shall be adopted, properly executed, and returned to the Executive Committee if the Party concurs with the amendment. This Section shall not prevent the Parties from adopting an amendment to this agreement that is not recommended by the Executive Committee.

C. Agencies, as defined in the Joint Exercise of Powers Act, which are not parties hereto, may become Parties hereto only by amendment to this Agreement and upon approval of all the Parties to this Agreement.

**IX. Miscellaneous.**

A. Notice. Whenever notice or other communication is permitted or required by this Agreement, it shall be in writing and shall be deemed effectively given upon the earlier of actual receipt or (i) personal delivery to the party to be notified; (ii) when sent, if sent by electronic mail or facsimile during the recipient's normal business hours, and if not sent during normal business hours, then on the recipient's next business day; (iii) five (5) calendar days after having been sent by registered or certified mail, return receipt requested, postage prepaid; or (iv) one (1) business day after the business day of deposit with a nationally recognized overnight courier, freight prepaid, specifying next-day delivery, with written verification of receipt, and addressed as follows:

[Name]
[Title]
City of Fairfield
1000 Webster Street
Fairfield, CA 94533
[email address]

[Name]
[Title]
City of Benicia
250 East L Street
Benicia, CA 94510
[email address]

[Name]
[Title]
City of Dixon
600 East A
Dixon, CA 94520
[email address]

[Name]
[Title]
City of Vallejo
555 Santa Clara Street
Vallejo, CA 94590
[email address]

Kristina Miller
City Manager
City of Rio Vista
One Main Street
Rio Vista, CA 94571
kmiller@ci.rio-vista.ca.us

[Name]
[Title]
City of Suisun City
701 Civic Center Blvd.
Suisun City, CA 94585
[email address]

A Party may change the address and email address to which notices shall be sent by giving notice of the change as provided herein.

B. Severability. Should any part, term, portion, or provision of this Agreement or the application thereof of any person or circumstances, be in conflict with any State or Federal law, or otherwise be rendered unenforceable or ineffectual, the validity of the remaining parts, terms, portions or provisions, or the application thereof to other persons or circumstances, shall be deemed severable and shall not be affected thereby, provided such remaining portions or provisions can be construed in substance to continue to constitute the Agreement that the parties intended to enter into in the first instance.

C. Indemnification

1. Mutual Indemnity: The Parties agree that the City of Fairfield, shall indemnify, defend and hold all other Parties, including their officers, members, employees, and/or agents from any and all acts, claims, omissions, liabilities, and losses resulting in injuries or damages to persons and/or property which result from the negligent or wrongful acts or omissions of SCFE Manager, or its officers, employees, and/or agents in the performance of its duties under the scope of work set forth by this Agreement and under all applicable federal, state and local laws, rules and regulations. The Parties further agree that each non-SCFE Manager Party shall indemnify, defend and hold the City of Fairfield harmless, including its officers, employees, and/or agents from any and all acts, claims, omissions, liabilities, and losses resulting in injuries or damages to persons and/or property which result from the negligent or wrongful acts or omissions of the such non-SCFE Manager Party or its officers, members, agents and/or employees in the performance of its duties under the scope of work set forth herein and under all applicable state, federal and local laws, rules and regulations.

2. Comparative Negligence: In the event a third party claim or suit alleges concurrent negligence of SCFE Manager, its officers, employees, and/or agents, and all other Parties, their officers, employees, and/or agents, then the liability for any and all claims for injuries and damages to persons and/or property which arise out of this Agreement shall be apportioned under the established California theory of comparative negligence as it may be modified from time to time. The Parties shall each immediately notify the other in writing upon receiving notice of a claim or suit which includes, or reasonably may include, the other party. Prior to the separate settlement of any third-party court action against both SCFE Manager and any or all of the other Parties, the settling Party or Parties shall provide written notice to all Parties and the court pursuant to Code of Civil Procedure section 877.6 of the settlement regardless of whether a confidentiality agreement has been entered into by the settling Party or Parties.

D. Legal Representation and Advice.

1. SCFE, through SCFE Manager, shall retain counsel to provide legal advice and counsel to SCFE and SCFE Manager on legal matters and issues related to this Agreement and the SCFE services and programs set forth herein. SCFE counsel fees and expenses shall be paid from the risk management reserve fund in section III.I.3., above.

2. The Parties other than the SCFE Manager shall obtain legal advice and counsel from their respective counsel regarding legal matters or issues related to this Agreement and the SCFE services and programs set forth herein. The costs for such legal advice and counsel shall be borne by such other Parties.

E. Insurance.

1. SCFE shall maintain liability insurance to meet or exceed the insurance requirements set forth by the County of Solano as specified in the Ambulance Contract. The Ambulance Subcontractor, as defined in Section IV.A. of this Agreement, shall supply evidences of coverage required under the Ambulance Contract.

2. Each Party shall be responsible for maintaining a program of insurance that shall cover each Party's indemnification obligations.

F. Additional Document and Agreements. The parties agree to cooperate in the execution of any additional documents or agreements that may be required to carry out the terms of this Agreement.

G. Successors. This Agreement shall bind and inure to the benefit of all successors and assigns of the parties and any associates in interest, and their respective directors, officers, agents, servants, and employees, and the successors, and assigns of each of them, separately and collectively.

H. Warranty of Legal Authority. Each party warrants and covenants that it has the present legal authority to enter into this Agreement and to perform the acts required of it hereunder.

I. Assignment/Delegation. No Party shall assign, sublet, or transfer any interest in this Agreement or any duty hereunder without written consent of the other Parties, which shall not be unreasonably withheld, and no assignment shall be of any force or effect whatsoever unless and until the other parties shall have so consented. Provided, however, that any Party may employ such consultants as it deems necessary.

J. No Third-Party Beneficiary. This Agreement is only for the benefit of the Parties as municipal or local governmental entities and shall not be construed as or deemed to operate as an agreement for the benefit of any third party or parties, and no third party or party shall have any right of action or obtain any right to benefits or position of any kind for any reason whatsoever.

K. Waiver. The failure of either party to insist upon strict performance of any of the terms, covenants, or conditions of this Agreement in any one or more instances shall not be construed as a waiver or a relinquishment of any such terms, covenants, or conditions and all of the same shall be in full force and effect.

L. Construction of Agreement.

1. The recitals set forth above are adopted as a part of the Agreement, and the Parties acknowledge and agree that the facts set forth therein are true, accurate, and complete.

2. This Agreement shall be governed by and construed in accordance with the laws of the State of California.

3. The plural shall include the singular and the singular shall include the plural throughout the terms of this Agreement.

4. The Parties acknowledge that for purposes of construing this Agreement, none of the Parties shall be deemed to be the drafter.

5. The headings in this Agreement are for convenience of reference only and are not to be used in construing or interpreting any provision of this Agreement.

M. Dispute Resolution.

1. Mediation. Should any dispute arise out of this Agreement, any Party may request that it be submitted to mediation. The Parties shall meet in mediation within 30 days of a request unless they mutually agree to a longer period. The mediator shall be agreed to by the Parties; in the absence of an agreement, the parties shall each submit one name from mediators listed by an agreed-upon service or parties themselves. The mediator shall be selected by a mutually agreed random selection. The cost of mediation shall be borne equally by the Parties. No Party shall be deemed the prevailing party. No Party shall be permitted to file a legal action without first meeting in mediation and making a good faith attempt to reach a mediated settlement. The mediation process, once commenced by a meeting with the mediator, shall not last more than 60 days, unless the 60-day period is extended in writing by the Parties.

2. Venue. Venue for all legal actions, suits, or proceedings relative to the formation, interpretation, or performance of this Agreement shall be exclusively vested in the state courts of the County of Solano, notwithstanding the provisions of Code of Civil Procedure section 394.

3. Attorney's Fees. In any legal action, suit, or proceeding brought to enforce or interpret any provision of this Agreement, or where any provision of this Agreement is validly asserted as a defense, the prevailing party or parties shall be entitled to recover from the other party or parties the reasonable attorney's fees, costs, and expenses incurred in such action, suit, or proceeding, in addition to any other relief to which the prevailing party or parties may be entitled.

N. Entire Agreement. This document is intended both as the final expression of the Agreement between the parties hereto with respect to the included terms and as a complete and exclusive statement of the terms of the Agreement. This Agreement may be transmitted electronically and executed in counterparts, each such executed electronic copy shall be admissible for any purpose and in any judicial or administrative proceeding as evidence of the agreement between the Parties.

O. Counterparts. This Agreement may be executed in any number of counterparts, all of which shall constitute the agreement between the parties.

IN WITNESS WHEREOF, the parties hereto, acting by and through their duly authorized representatives, have executed this Agreement as of the day and year first above written:

CITY OF FAIRFIELD

_____
[Name]
[Title]

_____
Date

CITY OF BENICIA

_____
[Name]
[Title]

_____
Date

CITY OF DIXON

_____
[Name]
[Title]

_____
Date

CITY OF VALLEJO

_____
[Name]
[Title]

_____
Date

CITY OF RIO VISTA

_____
Kristina Miller
City Manager

_____
Date

CITY OF SUISUN CITY

_____
[Name]
[Title]

_____
Date

THIS PAGE INTENTIONALLY LEFT BLANK

**AGENDA ITEM NO. 13.**

**AGENDA TRANSMITTAL**

**MEETING DATE:** September 16, 2025

---

**AGENDA ITEM:** Approval of the Samuel Goepp Park Playground Revitalization Project and Budget Adjustment:

a. Council Adoption of Resolution No. 2025-___: Approving the Samuel Goepp Park Playground Revitalization Project Through the Healthy Play Initiative Grant and Authorizing the City Manager to Contract with GameTime for Playground Replacement.
b. Council Adoption of Resolution No. 2025-___: Adopting the 4th Amendment to the Annual Appropriation Resolution No. 2025-64 To Appropriate Funds for the Samuel Goepp Park Playground Revitalization Project.

---

**FISCAL IMPACT:** There is no impact to the General Fund. The Project will be funded by a combination of California Parks and Recreation Society (CPRS) Statewide Program funding and City Park Development Funds. The maximum City contribution to the Project will be $125,000.

---

**STRATEGIC PLAN:** Provide Good Governance and Enhance Environment

---

**BACKGROUND:** In May 2025, Recreation, Parks, and Marina (RPM) Department staff attended a workshop hosted by the California Park & Recreation Society (CPRS) and playground company GameTime. The workshop introduced a funding opportunity through CPRS's Statewide Healthy Play Initiative, which supports the replacement or development of playgrounds that promote healthy recreation throughout California. This same initiative previously helped fund the challenge course and playground replacement at Heritage Park in 2018.

After reviewing the City's remaining Park Development Funds, the adopted Parks, Facilities, and Recreation Master Plan, and evaluating the age and use of the existing playground, staff identified Samuel Goepp Park as the strongest candidate for this funding opportunity. The park's playground equipment has exceeded its useful life, no longer meets current physical, developmental, and safety standards, and has experienced a significant increase in use due to the adjacent Rogers Brothers Junior Giants field. The replacement of the park's playground structure is specifically identified in the Parks, Facilities, and Recreation Master Plan. In July 2025, RPM staff submitted a funding application for playground improvements at Samuel Goepp Park.

---

**STAFF REPORT:** In August 2025, the City was notified that its application had been selected. The grant provides a match toward the purchase of a new community playground. The City's contribution will not exceed $125,000, covering its share of the playground cost and installation. The project will fully replace the existing playground at Goepp Park and will include improvements such a tot lot, four swings and miniature whirl.

As part of the grant award, the Goepp Park playground will be designated as a National Demonstration Site (NDS) through PlayCore's research and advocacy program. This designation recognizes communities that are leading examples in advancing play and recreation aligned with evidence-based best practices. Benefits of becoming an NDS include national recognition through PlayCore and CPRS

platforms; inclusion in a national network of demonstration sites that share data, outcomes, and innovative practices; support in measuring and promoting community impact, including physical activity, inclusion, and social development outcomes; and enhanced visibility for Suisun City as a leader in providing equitable, high-quality recreation opportunities.

Designation as a National Demonstration Site not only elevates the RPM Department's profile, but also provides long-term community benefit through research partnerships, promotional opportunities, and enhanced credibility for future funding pursuits. The Project was unanimously recommended by the Recreation, Parks, Marina, and Arts Commission at its September 3, 2025 meeting.

---

**STAFF RECOMMENDATION:** It is recommended that City Council adopt the following resolutions:

a. Council Adoption of Resolution No. 2025-___: Approving the Samuel Goepp Park Playground Revitalization Project Through the Healthy Play Initiative Grant and Authorizing the City Manager to Contract with GameTime for Playground Replacement.
b. Council Adoption of Resolution No. 2025-___: Adopting the 4th Amendment to the Annual Appropriation Resolution No. 2025-64 To Appropriate Funds for the Samuel Goepp Park Playground Revitalization Project.

---

**DOCUMENTS ATTACHED:**

1. Council Adoption of Resolution No. 2025-___: Approving the Samuel Goepp Park Playground Revitalization Project Through the Healthy Play Initiative Grant and Authorizing the City Manager to Contract with GameTime for Playground Replacement.
2. Council Adoption of Resolution No. 2025-___: Adopting the 4th Amendment to the Annual Appropriation Resolution No. 2025-64 To Appropriate Funds for the Samuel Goepp Park Playground Revitalization Project
3. Samuel Goepp Park Playground Revitalization Project Power Point
4. Statewide Initiative Recognition: Samuel Goepp Park
5. Funding Award Certificate
6. GameTime Funding Letter
7. Proposed Budget and Agreement

---

| | |
|---|---|
| **PREPARED BY:** | Marvin Mora, Management Analyst II |
| **REVIEWED BY:** | Janet Hull, Recreation, Parks and Marina Department Director |
| **APPROVED BY:** | Bret Prebula, City Manager |

---

**ATTACHMENTS:**

1. Reso No. 2025- Approving the Samuel Goepp Park Playground Revitalization Project Through the Healthy Play Initiative
2. Reso No. 2025- Adopting the 4th Amendment to the Annual Appropriation Resolution No. 2025-64
3. Samuel Goepp Park Revitalization Project Power Point
4. Statewide Initiative Recognition - Samuel Goepp Park
5. Funding Award Certificate
6. GameTime Funding Letter
7. Proposed Budget and Agreement

.

**RESOLUTION NO. 2025-_____**

**A RESOLUTION OF THE CITY COUNCIL OF THE CITY OF SUISUN CITY, CALIFORNIA, APPROVING THE SAMUEL GOEPP PARK PLAYGROUND REVITALIZATION PROJECT THROUGH THE HEALTHY PLAY INITIATIVE GRANT AND AUTHORIZING THE CITY MANAGER TO CONTRACT WITH GAMETIME FOR PLAYGROUND REPLACEMENT.**

**WHEREAS,** in May 2025, RPM Department staff learned of the funding opportunity through California Parks and Recreation Society's Statewide Healthy Play Initiative; and

**WHEREAS,** staff identified Samuel Goepp Park as the strongest candidate for this funding opportunity based on the Parks, Facilities, and Recreation Master Plan, available Park Development Funds, and evaluation of the existing playground; and

**WHEREAS**, in July 2025, RPM staff submitted an application for funding, and in August 2025, the City was notified that its application had been selected for funding, with the City's contribution not to exceed $125,000; and

**WHEREAS,** the project will fully replace the existing playground at Samuel Goepp Park with improvements including a tot lot, four swings, and a miniature whirl, funded by a combination of CPRS Statewide Program funding and City Park Development Funds; and

**WHEREAS,** as a condition of the grant award, the Samuel Goepp Park playground will be designated as a National Demonstration Site (NDS) through PlayCore's research and advocacy program, providing national recognition, inclusion in a national network of demonstration sites, research support, and enhanced visibility for Suisun City as a leader in equitable, high-quality recreation opportunities; and

**WHEREAS,** the Recreation, Parks, Marina, and Arts Commission unanimously recommended approval of the project at its September 3, 2025 meeting.

**NOW, THEREFORE, BE IT RESOLVED,** that the City Council of the City of Suisun City Approving the Samuel Goepp Park Playground Revitalization Project Through the Healthy Play Initiative Grant and Authorizing the City Manager to Contract with GameTime for Playground Replacement, with the City contribution not to exceed $125,000.

**PASSED AND ADOPTED** at the Regular Meeting of the City Council of the City of Suisun City duly held on Tuesday, the 16th day of September 2025, by the following vote:

| | | |
|---|---|---|
| **AYES:** | Council Members: | _____ |
| **NOES:** | Council Members: | _____ |
| **ABSENT:** | Council Members: | _____ |
| **ABSTAIN:** | Council Members**:** | _____ |

**WITNESS** my hand and the seal of said City this 16th day of September 2025.

_____
Anita Skinner
City Clerk

## RESOLUTION NO. 2025-

**A RESOLUTION OF THE CITY COUNCIL OF THE CITY OF SUISUN CITY ADOPTING THE 4TH AMENDMENT TO THE ANNUAL APPROPRIATION RESOLUTION NO. 2025-64 TO APPROPRIATE FUNDS FOR THE SAMUEL GOEPP PARK PLAYGROUND REVITALIZATION PROJECT**

WHEREAS, On June 24, 2025, the City Council adopted the Annual Appropriation Resolution No. 2025-64 to appropriate from each of the several funds of the City to each Department of the City in the amounts set forth in the Annual Budget Business and Financial Plan for Fiscal Year 2025-26.

**BE IT RESOLVED BY THE CITY COUNCIL OF THE CITY OF SUISUN CITY:**

**THAT** the annual appropriation for the **Park Development Fund** is hereby amended as follows:

| | | Increase/ (Decrease) |
|---|---|---|
| TO: | **Park Development Fund** | $ 125,000 |
| | Total | $ 125,000 |

**THAT** account titles and numbers requiring adjustment by this Resolution are as follows:

| | | Sources | Uses |
|---|---|---|---|
| Revenue: | | | |
| **A/C No. 300-6520-70101** | Park Development Fund -Beginning Balance | $ 125,000 | |
| Appropriation: | | | |
| **A/C No. 300-9853-96420** | Park Development Fund -GOEPP Park Revitalization Proj | | $ 125,000 |
| | **Total Fund 300** | $ 125,000 | $ 125,000 |

**THAT** the purpose is to appropriate funds into the budget to cover cost of Samuel Goepp Park Playground Revitalization Project Through California Parks and Recreation Society's Healthy Play Initiative Grant.

**ADOPTED AND PASSED** at a regular meeting of the City Council of the City of Suisun City duly held on the 16th day of September 2025, by the following vote:

| | |
|---|---|
| **AYES:** | COUNCILMEMBERS |
| **NOES:** | COUNCILMEMBERS |
| **ABSENT:** | COUNCILMEMBERS |
| **ABSTAIN:** | COUNCILMEMBERS |

**WITNESS** my hand and seal of the said City this 16th day of September 2025.

Anita Skinner
City Clerk

RECREATION, PARKS, & MARINA DEPARTMENT
SUISUN CITY, CA

# Samuel Goepp Park Playground Revitalization Project

## Master Plan

SAMUEL W. GOEPP PARK
**Pintail Drive at Harrier Drive next to Dan O. Root II School**

**Type:** Park
**Size:** 5.0 acres
**Age:** 1980; 43 years

**Description**
A neighborhood park located adjacent to Dan O. Root II Elementary School and childcare center that serve surrounding residential neighborhoods.
The park includes a large turf area with perimeter shade trees, children's play area, half basketball court and walking path.

**Amenities**
- Half basketball courts
- Children's play equipment
- Large shade trees
- Large turf area
- Walking path
- Benches
- Drinking fountain with bottle filler
- Trash receptacles

**Condition**
- Concrete paths in good condition
- Asphalt paths are cracked and lifted by roots
- Shade trees are overgrown, require substantial pruning, thinning, regular maintenance and removal; roots make the area un-usable
- Basketball backboards are vandalized, broken and need replacement
- Baseball backstops are broken and need replacement
- Play equipment is antiquated; paint and components are at the end of their usable life
- Play area surfacing needs to be supplemented and receive regular maintenance; it does not offer flush transition to pathways

**Functionality**
- Play area equipment is old, fragile, and no longer well-functioning
- Evaluate access to benches and drinking fountains for ADA compliance
- Connection to several neighborhood areas

# Master Plan

SAMUEL W. GOEPP PARK
**Pintail Drive at Harrier Drive next to Dan O. Root II School**

**Constraints**
- Shade trees are overgrown and require regular pruning, maintenance, or replacement
- Tree roots make area un-usable
- Half basketball court reduces level of play
- Children's play area is old and past usable life

**Opportunities**
- Situated in residential neighborhood and adjacent to elementary school and childcare center
- Turf area is large enough for full size soccer play or to add up to four tennis courts
- City could host tennis/pickleball lessons and tournaments to gain revenue for project

**Recommended Prioritization for Improvement**
- Remove mounding for better viewability into park
- Remove and replace shade trees with extensive surface roots
- Add new children's play area
- Improve pathways for extension to benches, drinking fountains and other site furnishings
- Reduce turf to a smaller multi-use area
- Add tennis/pickleball courts with lights (2 tennis courts/8 pickleball courts)
- Add shade structure with picnic tables and barbeque units
- Add parking lot

**Schedule and Probable Cost**
- TBD RFP, Design, Bid, Construction
- Capital Cost: $1,380,000 - $1,670,000
- Re-visit project capital budget as design develops
- Regularly account for cost escalation associated with project maintenance and operations

*Current visual of the Samuel Goepp Park structure*
- ✓ Note the dull color in the left photo of the entire structure
- ✓ Note the dull color of the slide as well as the deteriorating top in the right photo

*Deterioration creates hazards and exposes metal to natural elements*

- ✓ Note the stairs at right that have cracked protective material over the metal, exposing it to the elements and speeding up the rusting process
- ✓ Note the handlebars showing extensive use to cause the paint to be worn off and be potential slipping hazard for children on the structure

*Heavy use and deterioration contribute to the overall look of the park*

- ✓ *Note the foot bridge below – the cracking creates weaknesses in the material and will be an issue in the future*
- ✓ *Note the entrance to the slide on the right – years of use have caused discoloration and the grate material that children stand on has become spongy from heavy use*

# Conceptuals of the New Play Structure

*Proposed Amenities*

- ✓ Tot Lot
- ✓ Small climbing structure
- ✓ Youth Play Structure
- ✓ Swings
- ✓ Whirly Spinner (Merry-go-Round)

*Two Play Structures*
- ✓ Tot Lot on the left
- ✓ Youth Structure on the right

*Two Additional Amenities*
- ✓ *Swings for both tots and youth*
- ✓ *Whirly Spinner (or Merry-go-Round)*

CONGRATULATIONS ON YOUR UPCOMING NATIONAL DEMONSTRATION SITE

# Statewide Initiative Recognition

## Samuel Goepp

Suisun City, CA

Report prepared July 2025 by:

CORE DATA SERVICE LAB

# Community Vitality

PlayCore's Center for Outreach, Research, and Education (CORE) uses research and advocacy to help build healthy communities through play and recreation. CORE and our Data Service Lab developed the Community Vitality Framework for an evidence-based approach, grounded in comprehensive and validated research that organizes and communicates the seven indicators of a vital community.

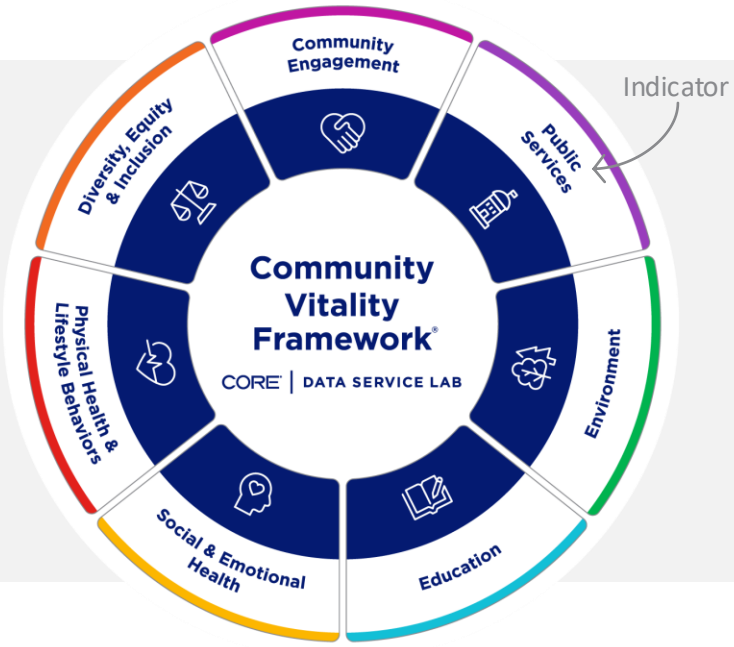


### SOCIAL & EMOTIONAL HEALTH

Total community well-being including social, emotional, and mental wellness.

### PHYSICAL HEALTH & LIFESTYLE BEHAVIORS

Health status of the community and a wide variety of health behaviors.

### DIVERSITY, EQUITY & INCLUSION

Social determinants of health to ensure diverse, equitable, and economically balanced populations have opportunities to be healthy.

### COMMUNITY ENGAGEMENT

Active participation from community members to create a strong sense of connection and nurture creative opportunities for residents.

### PUBLIC SERVICES

Factors and perceptions of the local services and public spaces.

### ENVIRONMENT

Natural and built environments supporting health and safety which are essential to a sustainable community.

### EDUCATION

Participation and educational attainment of community from early childcare to adult learning.

Use this recommendation to see how your site's outcome data connects to the health and vitality of your community. Use the Community Vitality Framework to help you tell your impact story.

# State Data for Impact

## California was home to **39,538,223** people in 2022.

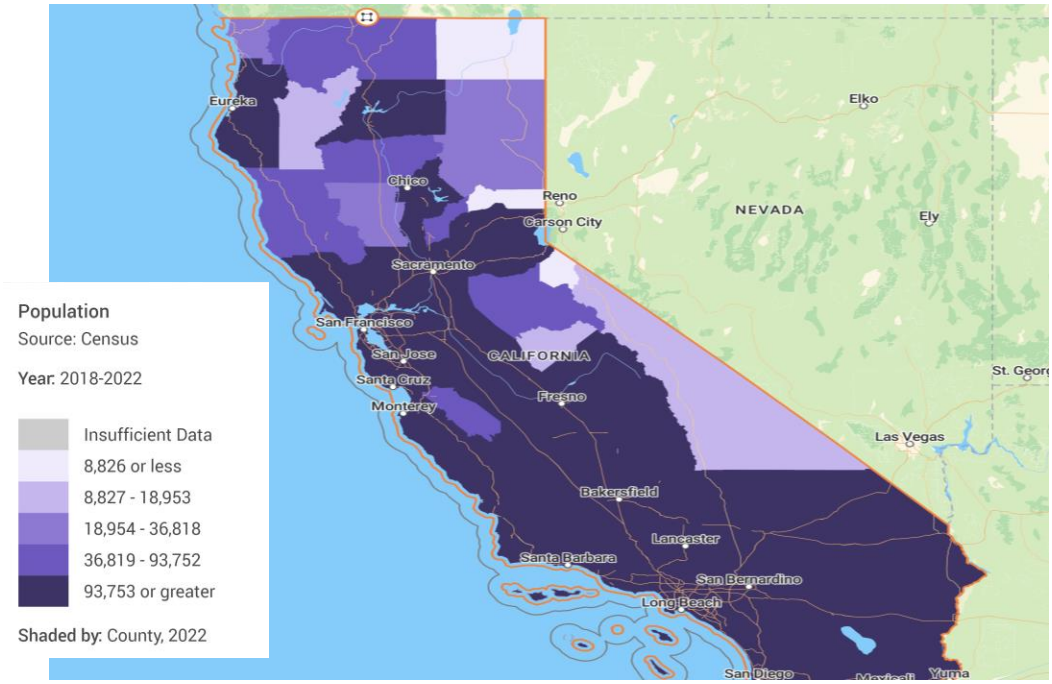


Map featuring 2022 population counts by county. It was created using CORE Data Lab's Data Explorer & Mapping tool.

Your site can play a vital role in the community by providing a high-quality outdoor space for physical activity and mental reprieve for all ages and abilities to develop meaningful connections.

| **Metric**<br>**Community Vitality Indicator** | **State Average** | **National Average** | **Metric Definition**<br>**Geographic Scale of Your NDS Site Area Data, Source** |
|---|---|---|---|
| Adult Poor Mental Health<br>**Social & Emotional Health** | 17% | 17% | Percent of adults reporting poor mental health for two weeks or more.<br>**Census Tract, CDC[1]** |
| Adult Obesity<br>**Physical Health & Lifestyle Behaviors** | 30% | 38% | Percent of adults with obesity.<br>**Census Tract, CDC[1]** |
| Youth Disability<br>**Diversity, Equity & Inclusion** | 4% | 5% | Estimated number of people under age 18 with one or more disabilities.<br>**Census Tract, Census[2]** |
| Families in Poverty<br>**Diversity, Equity & Inclusion** | 9% | 11% | Estimated percent of all families that live in poverty.<br>**Census Tract, Census[3]** |
| Walkability Index<br>**Environment** | 12.2<br>Above Average | 10 | Areas with mixtures of land use and transportation infrastructure that promote walking.<br>**Block Group, EPA[4]** |

This table provides a comparison between state and national averages. This data is summarized by different geographic scales that are defined by population size.

# National Demonstration Site Design Recommendation

**Organization:** Suisan City

**Site Name:** Samuel Goepp **City**: Suisan City, CA

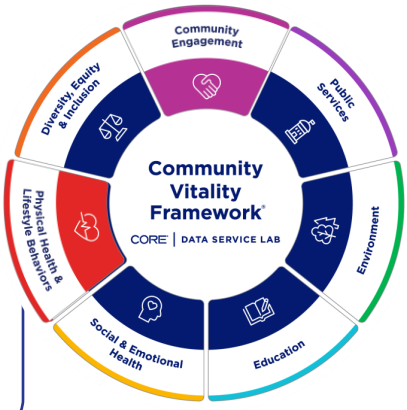


**Top Community Vitality Goals Identified for YOUR Site in Application:**

**Physical Health Outcomes**: active play at a variety of challenge levels

**Community Engagement Outcomes**: builds a sense of community and connectivity

Based on your community's needs, we recommend the following National Demonstration Site design best practice to address the community vitality goals identified for your site.

**PlayOn! Designs** Encourage More Physical Activity and Enables Children to Learn New Motor Skills

Each additional play element can result in 50% more physical activity.[5] Moreover, exposure to playgrounds can lead to over a 40% improvement in motor skill competencies.[6]

**NatureGround Designs** Create Opportunities to Improve Mood & Social Development through Nature Interactions

Natural playgrounds supports children's cognitive, physical, social and emotional development.10 Natural features facilitate group play, communication, and collaboration.[11]

**Outdoor Fitness Designs** Serve as Publicly Accessible Physical Activity Spaces Which Can Increase Visit Frequency

Fitness in park settings increases recognition of parks as settings for physical activity.[8] Park users moderate to vigorous physical activity can increase up to 40% after an outdoor fitness install.[9]

**Inclusive Designs** Provides Places to Play & Recreate for All Ages and Abilities – Improving Social & Mental Health

Inclusive play spaces that fosters multigenerational interactions across all ages and abilities can support children's independent mobility and individual social and creative skills.[7]

**Pathways for Play Designs** Educate Visitors about their Community Leading to Stronger Community Connections.

Trail users express stronger place attachment & community connectedness.[12] Literary trails contribute to an understanding of the outdoor space and connects its heritage to a larger idea of the community.[13]

By organizing NDS designations around your site's Community Vitality goals, you become equipped to turn research into practice to tell the unique story of your site's impact.

## REFERENCES


[1]Centers for Disease Control and Prevention (2020). Behavioral Risk Factor Surveillance System Survey. Available at cdc.gov/BRFSS.

[2]U.S. Census Bureau (2021). *American community survey: Disability characteristics, S1810*. Retrieved from https://data.census.gov/table?q=S1810

[3]U.S. Census Bureau (2021). A*merican community survey, Selected population profile in the United States, S0201*. Retrieved from https://data.census.gov/table?q=S0201

[4]U.S. Environmental Protection Agency (2021). *Smart location mapping: Interactive maps and data for measuring location efficiency and the built environment*. Retrieved from https://www.epa.gov/smartgrowth/smart-location-mapping.

[5]Nelischer, C., & Loukaitou-Sideris, A. (2023). Intergenerational public space design and policy: A review of the literature. *Journal of Planning Literature, 38(1*), 19-32.

[6]Cohen, D. A., Han, B., Williamson, S., Nagel, C., McKenzie, T. L., Evenson, K. R., & Harnik, P. (2020). Playground features and physical activity in US neighborhood parks. *Preventive Medicine, 131*, 105945.

[7]Tortella, P., Haga, M., Loras, H., Sigmundsson, H., & Fumagalli, G. (2016). Motor skill development in Italian pre-school children induced by structured activities in a specific playground. *PloS one, 11*(7), e0160244.

[8]Sibson, R., Scherrer, P., & Ryan, M. M. (2018). 'I think it adds value, but I don't use it': use, perceptions and attitudes of outdoor exercise equipment in an urban public park. *Annals of Leisure Research, 21*(1), 58-73.

[9]Cranney, L., Phongsavan, P., Kariuki, M., Stride, V., Scott, A., Hua, M., & Bauman, A. (2016). Impact of an outdoor gym on park users' physical activity: A natural experiment. *Health & Place, 37*, 26-34.

[10]Victoria Carr & Eleanor Luken (2014) Playscapes: A pedagogical paradigm for play and learning. *International Journal of Play, 3*(1), 69-83

[11]Coe, D. P., Flynn, J. I., Wolff, D. L., Scott, S. N., & Durham, S. (2014). Children's physical activity levels and utilization of a traditional versus natural playground. *Children, Youth and Environments, 24*(3), 1-15.

[12]Moore, R. L., & Scott, D. (2003). Place attachment and context: Comparing a park and a trail within. *Forest Science, 49*(6), 877-884.

[13]Saretzki, A. (2013). Literary trails, urban space and the actualization of heritage. *Almatourism –Journal of Tourism, Culture and Territorial Development, 4*(8), 61-77.


CORE | DATA SERVICE LAB

PlayCore established the Center for Outreach, Research, and Education (CORE) to help communities turn research into practice by researching and advocating for the impact of play and recreation on a community's vitality and why it's valuable to invest in community health and wellness.

CORE Data Service Lab uses data-driven strategies specific to your community to enable actionable recommendations and personalized support, maximizing your positive impacts on your community.

For general information on the National Demonstration Site program, go to www.playcore.com/nds.

For access to your National Demonstration Site online portal, go to app.coredataservicelab.com.

For further assistance, please email support@coredataservicelab.com.

© PLAYCORE, 2023, All Rights Reserved.

GameTime®

A PLAYCORE Company

# FUNDING AWARD CERTIFICATE

This certificate entitles

Samuel Goepp Park

to GameTime/CPRS Statewide Program funding.

Funds are awarded based on need and according to the terms outlined in the CPRS Statewide Funding Initiative application. Final funding amount will be determined once the NDS playground designs are completed, and funds will be applied to the purchase of the qualifying play system. Other terms and conditions may apply. Contact your GameTime Representative for complete details about the funds awarded to your CPRS Initiative playground and recreation project

Robert V. Barron

Robert V. Barron
Senior Vice President

150 PlayCore Drive SE
Fort Payne, Alabama 35967
800.235.2440
gametime.com

July 28th, 2025

Jeff Downey

On behalf of GameTime , I wanted to personally congratulate you and your community on receiving funding from GameTime as part of the 2025 CPRS Statewide Training and Funding Initiative. Now more than ever, high-quality outdoor environments have proven to be essential to the communities we collectively serve, healing the minds, bodies, and spirits of children, families, and citizens across the state.

I've included a copy of a funding award certificate, and some background information on the various National Demonstration Sites that will be part of finalizing your design and project. Your specific funding award will be determined once your playground design is completed.

Again, congratulations on your upcoming project and thank you for all you do to enrich childhood and build communities through play. I look forward to seeing the impact your new National Demonstration Site has on your community!

Sincerely,

Robert V. Barron

Robert V. Barron
Senior Vice President, GameTime

C/O MRC
PO Box 106
Spring Lake, NJ 07762
Ph: 732-458-1111
Em: MRC@GAMETIME.COM
Web: www.mrcrec.com

08/29/2025
Quote #
118792-01-03

# CA Suisun City of Geoppe Park Option 2 08.29.25

Suisun City of
Attn: Jeff Downey
701 Civic Center Boulevard, City Hall
Suisun City, CA 94585
United States
Phone: 707-421-7200
jdowney@suisun.com

**Ship to Zip** 94585

| Quantity | Part # | Description | Unit Price | Amount |
|---|---|---|---|---|
| 1 | 14927 | GameTime - NDS Play On Sign Package | | |
| 1 | RDU | GameTime - PT21001- Little Clipper- PrimeTime 2-5 Unit | $34,197.00 | $34,197.00 |
| 1 | RDU | GameTime - Custom PrimeTime 5-12 Unit | $58,339.56 | $58,339.56 |
| 1 | 325 | GameTime - Whirl W/ Mechanical Brake | $3,683.00 | $3,683.00 |
| 1 | RDU | GameTime - Two Bay PrimeTime Swing Frame w/ (2) Belt Seats & (2) Enclosed Tot Seats | $7,043.00 | $7,043.00 |
| | | | **Sub Total** | $103,262.56 |
| | | | **Statewide Initiative Funding Applied** | ($47,616.20) |
| | | | **Estimated Freight** | $7,117.68 |
| | | | **Tax** | $5,077.73 |
| | | | **Total** | **$67,841.77** |
| | | | **Installation** | **$55,825.00** |
| | | | **Project Total** | **$123,666.77** |

**Comments**

NOTES:

...CMAS Contract 4-20-00-0092B

***...For CPRS State Initiative pricing a check for the FULL PAYMENT is due with order. Credit card or purchase orders do not qualify for this discount percentage.***

... Installation includes demo off haul, installation with footings to manufacturers specification and installation of ADA ramp
...Customer is responsible for offloading equipment at delivery.
...Anything not specifically mentioned as being included shall be deemed excluded.

**Due to the market volatility of raw materials, pricing is valid for 30 days after date of quotation. All quotes must be reviewed after 30 days.**

KO/mg
**CHOOSE YOUR COLOR SCHEME:** IT IS VERY IMPORTANT THAT YOU CHOOSE A COLOR SCHEME FOR YOUR MODULAR PLAYGROUND UNIT AT TIME OF ORDER. PLEASE SELECT FROM ONE OF THE MANY **"PLAY PALETTES"** LISTED IN THE BACK OF THE GAMETIME CATALOG OR ON OUR WEBSITE: www.gametime.com. INDICATE YOUR SELECTION BELOW. **GAMETIME PLAY PALETTE: _____ NOTE: COLOR SELECTION FOR ALL OTHER EQUIPMENT SHOULD BE ENTERED IN THE SPACE PROVIDED UNDER THAT SPECIFIC ITEM.**

C/O MRC
PO Box 106
Spring Lake, NJ 07762
Ph: 732-458-1111
Em: MRC@GAMETIME.COM
Web: www.mrcrec.com

08/29/2025
Quote #
118792-01-03

# CA Suisun City of Geoppe Park Option 2 08.29.25

This quotation is subject to policies in the current GameTime Park and Playground catalog and the following terms and conditions. Our quotation is based on shipment of all items at one time to a single destination, unless noted, and changes are subject to price adjustment. Purchases in excess of $1,000.00 to be supported by your written purchase order made out to **GAMETIME, c/o MRC**. Kindly issue one order for the equipment and a separate order for surfacing and/or equipment installation services. Customer is responsible for any required permits and fees pertaining to such permits.

**PRICING / PAYMENT:** Pricing F.O.B. factory, firm for 30 days from date of quotation unless otherwise stated above. **PAYMENT TERMS:** Check in full at time of order made payable to **GameTime**.

**TAXES:** State and local taxes, If applicable, will be added at time of invoicing unless a tax exempt certificate is provided at the time of order entry.

**FREIGHT/SHIPMENT**: Freight charges: Prepaid and added at time of invoicing. Shipment: order shall ship within 14-16 weeks after GameTime's receipt and acceptance of your check in full, signed quotation and color selections. Some products may require longer lead times. Consult with your Sales representative for any extened lead times that may apply to y our order.

**RECEIPT OF GOODS:** Customer is responsible for unloading and uncrating equipment from truck. Customer shall receive, unload and inspect goods upon arrival, noting any discrepancies on the Delivery Receipt prior to written acceptance of the shipment.

**EXCLUSIONS**: Unless specifically included, this quotation excludes all site work and landscaping; removal of existing equipment; acceptance of equipment and off-loading; storage of goods prior to installation; installation; installation tools/equipment; safety surfacing; borders and drainage provisions.

**TO ORDER:** Please complete the acceptance portion of this quotation and provide color selections, check in full and other key information requested. Acceptance of this proposal indicates your agreement to the terms and conditions stated herein.
**Sales Representative: Kelly Oakes/mg**
**Acceptance of quotation:** **(ALL INFORMATION REQUIRED)**

Accepted By (printed): _____ P.O. No: _____

Signature: _____ Date: _____

Title: _____ Phone: _____

Email:_____ Facsimilie: _____

Purchase Amount: **$67,841.77**

**Order Information:** **(ALL INFORMATION REQUIRED)**

Bill To: _____ Ship To: _____

Bill To Contact: _____ Ship To Contact: _____

Bill To Email:_____ Ship To Email: _____

Bill To Phone: _____ Ship To Phone: (Office):_____

(Cell):_____

Bill to Address: _____ Ship To Address: _____

Bill To City, State, Zip: _____ Ship To City, State, Zip: _____

SALES TAX EXEMPTION CERTIFICATE #:_____

**(PLEASE PROVIDE A COPY OF CERTIFICATE)**

Quote prepared by: mg

THIS PAGE INTENTIONALLY LEFT BLANK

**AGENDA ITEM NO. 14.**

**AGENDA TRANSMITTAL**

**MEETING DATE:** September 16, 2025

---

**AGENDA ITEM:** Approval of Construction Contract Award and Design Contract Increase for the T-Intersection Median Safety Improvements Project:

a. Council Adoption of Resolution No. 2025-___: Authorizing the City Manager to Enter into a Construction Contract on the City's Behalf with Spektren Engineering, Inc. for the T-Intersection Median Safety Improvements Project.
b. Council Adoption of Resolution No. 2025-___: Authorizing an Increase in the Design Contract Amount by $1,303 to a Total of $67,511 with Sanbell (formerly Bellecci & Associates) for the T-Intersection Median Safety Improvements Project.

---

**FISCAL IMPACT:** There would be no fiscal impact on the General Fund. Funds for the awarding of the construction contract for the T-Intersection Median Safety Improvements Project, Project No. HSIPSL-5032(039) will come from the Highway Safety Improvement Program (HSIP) Cycle 11 grant in the amount of $308,340 and from the Off-site Street Improvement Program (OSSIP) fund in the amount of $149,660 for a total construction budget of $458,000. Sufficient funds to cover the design contract increase are available within the HSIP budget.

---

**STRATEGIC PLAN:** Provide Good Governance and Enhance the Environment.

---

**BACKGROUND:** On March 15, 2023, the City accepted $375,390 in HSIP Cycle 11 grant funds for the design and construction of the T-Intersection Median Safety Improvements Project (Project) and on February 6, 2024, the City authorized the City Manager to execute a professional services agreement on the City's behalf with Bellecci & Associates for the Project. The design phase has since been completed.

---

**STAFF REPORT:** The Notice to Contractors for the Project was advertised in the Daily Republic newspaper on July 30, 2025, and again on August 6, 2025. Additionally, the construction documents were made available to the public on July 30, 2025.
Bids for the project were due by 2:00 pm on August 20, 2025. A total of four bids were received and opened immediately following the deadline. The bid details can be found in the attached bid summary table. The apparent low bidder is Spektren Engineering, Inc., and their bid was determined by City staff to be responsive.

The work, in general, consists of the installation of raised median islands at the following base and additive alternate locations:

- Railroad Avenue at Village Drive (Base bid)
- Walters Road at McClellan Drive (Base bid)
- Railroad Avenue at Birchwood Court (Additive alternate)

The scope of the improvements includes, but is not limited to, narrowing existing medians, installation of stamped concrete median infills, signage, pavement markings and striping.

Sanbell (formerly Bellecci & Associates) has completed the design phase; however, the contract incurred an additional cost of $1,303 beyond the original contract amount of $66,208, resulting in a final contract amount of $67,511. This additional cost was due to the analysis of case studies and quality control related to the placement of rumble strips, which was not anticipated at time of award. No contingency was included in the original contract amount.

Staff recommends authorizing the increase in the Project design contact amount to $67,511.
Furthermore, staff also recommends awarding the construction contract to Spektren Engineering, Inc. for the T-Intersection Median Safety Improvements Project, for the base bid locations, in the amount of $398,233, and a 15% contingency of $59,767, for a total contract amount not to exceed $458,000.

---

**STAFF RECOMMENDATION:** It is recommended that City Council approve the following resolutions:

a. Council Adoption of Resolution No. 2025-___: Authorizing the City Manager to Enter into a Construction Contract on the City's Behalf with Spektren Engineering, Inc for the T-Intersection Median Safety Improvement Project.
b. Council Adoption of Resolution No. 2025-___: Authorizing an Increase in the Design Amount by $1,303 to a Total of $67,511 with Sanbell (formerly Bellecci & Associates) for the T-Intersection Median Safety Improvements Project.

---

**DOCUMENTS ATTACHED:**

1. Resolution No. 2025-__: Authorizing the City Manager to Enter into a Construction Contract on the City's Behalf with Spektren Engineering, Inc for the T-Intersection Median Safety Improvement Project.
2. Resolution No. 2025-__: Authorizing an Increase in the Design Contract Amount by $1,303 to a Total of $67,511 with Sanbell (formerly Bellecci & Associates) for the T-Intersection Median Safety Improvements Project.
3. Project Location Map.
4. Bid Summary Table.
5. Agreement.

---

**PREPARED BY:** Maribel De La Cruz,

**REVIEWED BY:** Nouae Vue, Public Works Director

**APPROVED BY:** Bret Prebula, City Manager

---

**ATTACHMENTS:**

1. Resolution No. 2025-__: Authorizing the City Manager to Enter into a Construction Contract on the Cityâ€™s Behalf with Spektren Engineering, Inc for the T-Intersection Median Safety Improvement Project.
2. Resolution No. 2025-__: Authorizing an Increase in the Design Contract Amount by $1,303 to a Total of $67,511 with Sanbell (formerly Bellecci & Associates) for the T-Intersection Median Safety Improvements Project.
3. Project Location Map.
4. Bid Summary Table.
5. Agreement.

# RESOLUTION NO. 2025 - ___

## A RESOLUTION OF THE CITY COUNCIL OF THE CITY OF SUISUN CITY AUTHORIZING THE CITY MANAGER TO ENTER INTO A CONSTRUCTION CONTRACT ON THE CITY'S BEHALF WITH SPEKTREN ENGINEERING, INC. FOR THE T-INTERSECTION MEDIAN SAFETY IMPROVEMENTS PROJECT

**WHEREAS,** on March 15, 2023, the City accepted $375,390 in HSIP Cycle 11 grant funds for the design and construction of the T-Intersection Median Safety Improvements Project (Project); and

**WHEREAS,** on February 6, 2024, the City authorized the City Manager to execute a professional services agreement on the City's behalf with Bellecci and Associates for the Project; and

**WHEREAS,** the base Project scope includes the installation of raised median narrowing existing medians, installation of stamped concrete median infills, signage, pavement markings, and striping at Railroad Avenue at Village Drive and Walters Road at McClellan Drive; and

**WHEREAS,** the Project was advertised for public bidding on July 30 and August 6, 2025, with bid opening on August 20, 2025; and

**WHEREAS**, four (4) bids were received and opened, with Spektren Engineering, Inc. determined to be the lowest responsive bidder; and

**NOW, THEREFORE, BE IT RESOLVED,** that the City Council of the City of Suisun City authorizes the City Manager to enter into a construction contract on the City's behalf with Spektren Engineering, Inc. for the T-Intersection Median Safety Improvements in the amount of $398,233, and a 15% contingency of $59,767 for a total contract amount not to exceed $458,000.

**PASSED AND ADOPTED** by a Regular Meeting of said City Council of the City of Suisun City duly held on Tuesday, the 16th of September 2025, by the following vote:

| | | |
|---|---|---|
| **AYES:** | COUNCILMEMBERS | _____ |
| **NOES:** | COUNCILMEMBERS | _____ |
| **ABSTAIN:** | COUNCILMEMBERS | _____ |
| **ABSENT:** | COUNCILMEMBERS | _____ |

**WITNESS** my hand and the seal of the City of Suisun City this 16th of September 2025.

_____
Anita Skinner
City Clerk

# RESOLUTION NO. 2025 - ___

## A RESOLUTION OF THE CITY COUNCIL OF THE CITY OF SUISUN CITY AUTHORIZING AN INCREASE IN THE DESIGN CONTRACT AMOUNT BY $1,303 TO A TOTAL OF $67,511 WITH SANBELL (FORMERLY BELLECCI & ASSOCIATES) FOR THE T-INTERSECTION MEDIAN SAFETY IMPROVEMENTS PROJECT

**WHEREAS**, the City of Suisun City previously entered into a professional services agreement with Bellecci & Associates (now Sanbell) for design services for the T-Intersection Median Safety Improvements Project; and

**WHEREAS**, the original contract amount was $66,208, and the scope of work has been completed; and

**WHEREAS**, the final cost of the design contract exceeded the original amount by $1,303 due to the need for additional case study analysis and quality control related to rumble strip placement, which was not anticipated at the time of award; and

**WHEREAS**, no contingency was included in the original contract amount; and

**NOW, THEREFORE, BE IT RESOLVED,** that the City Council of the City of Suisun City authorizes an increase of $1,303 to the design contract amount with Sanbell (formerly Bellecci & Associates) bringing the total contract amount to $67,511 for the T-Intersection Median Safety Improvements Project.

**PASSED AND ADOPTED** by a Regular Meeting of said City Council of the City of Suisun City duly held on Tuesday, the 16th of September 2025, by the following vote:

| | | |
|---|---|---|
| **AYES:** | COUNCILMEMBERS | _____ |
| **NOES:** | COUNCILMEMBERS | _____ |
| **ABSTAIN:** | COUNCILMEMBERS | _____ |
| **ABSENT:** | COUNCILMEMBERS | _____ |

**WITNESS** my hand and the seal of the City of Suisun City this 16th of September 2025.

_____
Anita Skinner
City Clerk

**Location Map**

T-Intersection Median Safety Improvements Project, Project No. HSIPSL-5032(039)

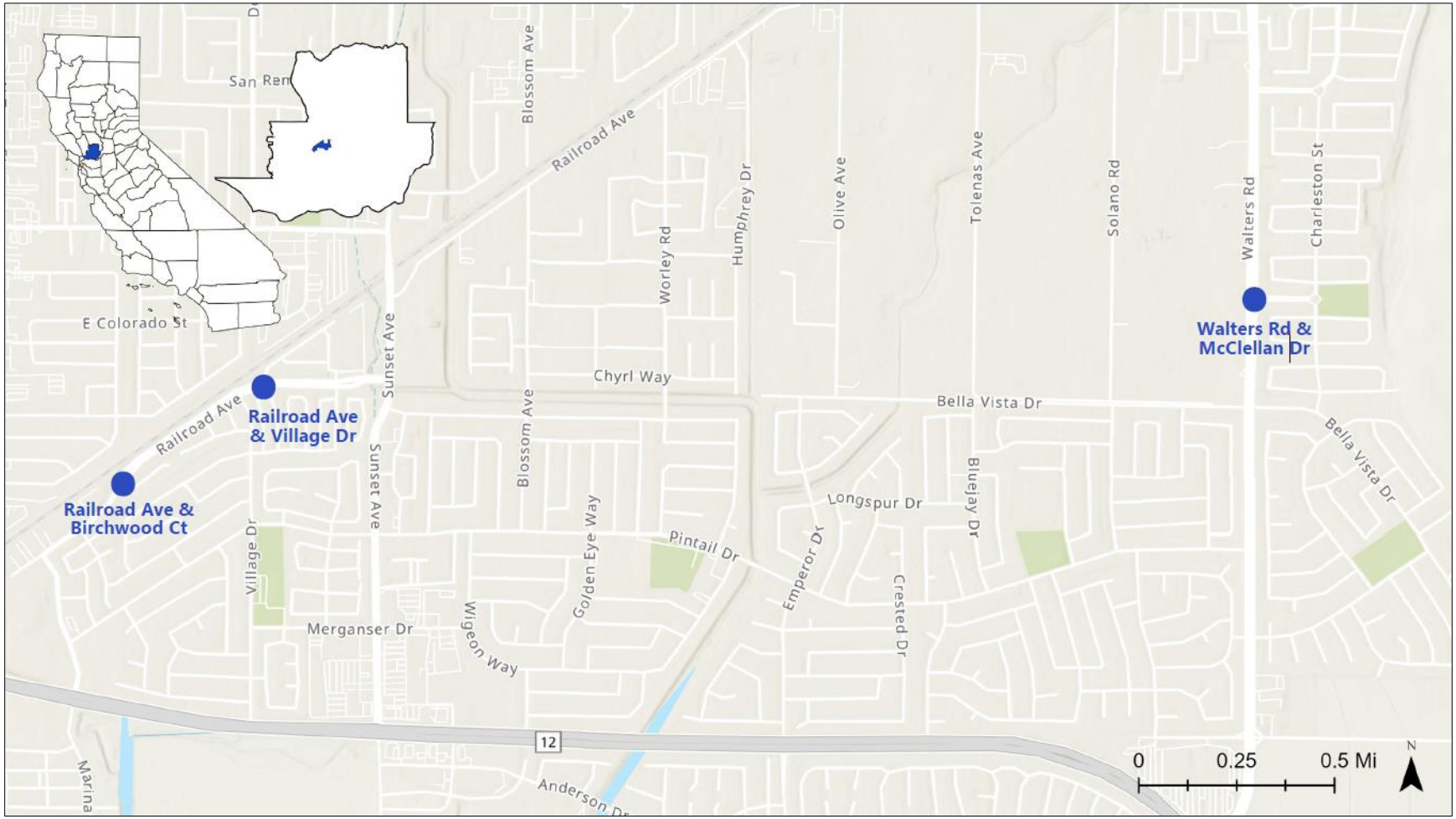

## T-Intersection Median Safety Improvements Project

Bid Summary Table

| Company | Base Project Bid | Additive Alternate Bid (Birchwood Court) | Total |
|---|---|---|---|
| Spektren Engineering, Inc | $ 398,233.00 | $ 88,120.00 | $ 486,353.00 |
| FBD Vanguard Construction, Inc. | $ 467,186.50 | $ 92,477.00 | $ 559,663.50 |
| Kerex Engineering | $ 537,281.00 | $ 223,680.00 | $ 760,961.00 |
| R&S Construction Management, Inc | $ 653,294.85 | $ 115,996.46 | $ 769,291.31 |

## AGREEMENT

THIS AGREEMENT, made and entered into this _____day of _____, 2025, by and between the City of Suisun City, California, hereinafter called "City", and_____ hereinafter called "Contractor".

WITNESSETH: That the parties hereto do mutually agree as follows:

### ARTICLE I

For and in consideration of the payments and agreements hereinafter mentioned to be made and performed by said City said Contractor agrees with said City to perform, and complete in a workmanlike manner all work required under the City's Drawings and Specifications entitled:

## T-Intersection Median Safety Improvements Project

in accordance with the Specifications and Drawings therefore, to furnish at his own expense all labor, materials, equipment and services as may be stipulated in said Specifications to be furnished by said City, and to do everything required by this Agreement and the said Specifications.

### ARTICLE II

For furnishing all said labor, materials, equipment, tools and services, narrowing existing medians, installing raised median islands, stamped concrete, signage pavement markings and striping and doing everything required by this Agreement and the said Specifications; also, for all losses and damage arising out of the nature of the work aforesaid, or from the action of the elements, or from any unforeseen difficulties which may arise during the prosecution of the work until its acceptance by said City, and for all risks of every description connected with the work; also, for all expenses resulting from the suspension or discontinuance of work, except as in the said Specifications are expressly stipulated to be borne by said City; and for completing the work in accordance with the requirements of said Drawings and Specifications as directed by the Engineer, said City will pay and said Contractor shall receive, in full compensation therefore, the price(s) named in the Proposal.

### ARTICLE III

The City hereby employs said Contractor to perform the work according to the terms of this Agreement for price(s) named in the Proposal, and agrees to pay the same at the time, in the manner, and upon the conditions stipulated in the said Specifications; and the said parties for themselves, their heirs, executors, administrators, successors, and assigns, do hereby agree to the full performance of the covenants herein contained.

## ARTICLE IV

The Notice to Contractors, Special Notice, Special Provisions Book, Bidder's Book including the Proposal, and Information Required of Bidder, along with the Contract Documents and all addenda issued by the City with respect to the foregoing prior to the opening of bids, are hereby incorporated in and made part of this Agreement.

IN WITNESS WHEREOF, the parties hereto have caused this contract to be executed the day and year first above written.

CITY OF SUISUN CITY, CALIFORNIA

By _____
(City Manager)

_____(SEAL)
(City Clerk)

CONTRACTOR

_____
(Contractor)

By _____
(Signature)

_____
(Title)

**AGENDA ITEM NO. 15.**

## AGENDA TRANSMITTAL

**MEETING DATE:** September 16, 2025

---

**AGENDA ITEM:** Council Adoption of Resolution No. 2025-___: Adopting the 3rd Amendment to the Annual Appropriation Resolution No. 2025-64 to Appropriate Funds for the Pintail Drive and Walters Road Mosaic Mural Project.

---

**FISCAL IMPACT:** There will be no impact to the General Fund as the expenditures will be funded by the Public Art Fund.

---

**STRATEGIC PLAN:** Provide Good Governance and Ensure Fiscal Solvency.

---

**BACKGROUND:** The City Council approved the Walters Road Mosaic Art Mural Project through Resolution No. 2024-87, which was adopted on August 5, 2025.

---

**STAFF REPORT:** On August 5, 2025, the Council passes Resolution 2025-87, authorizing the Walters Road Mosaic Art Mural Project with a budget of $30,000. A budget inclusion or amendment was not previously proposed. This action is a corrective measure from City staff to ensure that funds are appropriated for the project. The total project cost is $30,000 and will be fully funded by the Public Art Fund.

---

**STAFF RECOMMENDATION:** It is Recommended that the City Council Adopt the 3rd Amendment to the Annual Appropriation Resolution No. 2025-64 to Appropriate Funds for the Pintail Drive and Walters Road Mosaic Mural Project.

---

**DOCUMENTS ATTACHED:**

1. 3rd Amendment to the Annual Appropriation Resolution No. 2025-64

---

| | |
|---|---|
| **PREPARED BY:** | Janet Hull, Recreation, Parks and Marina Director |
| **REVIEWED BY:** | Janet Hull, Recreation, Parks and Marina Department Director |
| **APPROVED BY:** | Bret Prebula, City Manager |

---

**ATTACHMENTS:**

1. 3rd Amendment to the Annual Approrpiation Resolution No. 2025-64

**A RESOLUTION OF THE CITY COUNCIL OF THE CITY OF SUISUN CITY ADOPTING THE 3RD AMENDMENT TO THE ANNUAL APPROPRIATION RESOLUTION NO. 2025-64 TO APPROPRIATE FUNDS FOR THE PINTAIL DRIVE AND WALTERS ROAD MOSAIC MURAL PROJECT.**

WHEREAS, On June 24, 2025, the City Council adopted the Annual Appropriation Resolution No. 2025-64 to appropriate from each of the several funds of the City to each Department of the City in the amounts set forth in the Annual Budget Business and Financial Plan for Fiscal Year 2025-26.

**BE IT RESOLVED BY THE CITY COUNCIL OF THE CITY OF SUISUN CITY:**

**THAT** the annual appropriation for the **Public Art Fee Fund** is hereby amended as follows:

| | | Increase/ (Decrease) |
|---|---|---|
| TO: | **Public Art Fee Fund** | $ 30,000 |
| | Total | $ 30,000 |

**THAT** account titles and numbers requiring adjustment by this Resolution are as follows:

| | | **Sources** | **Uses** |
|---|---|---|---|
| Revenue: | | | |
| **A/C No. 304-6524-70101** | Public Art Fee Fund -Beginning Balance | $ 30,000 | |
| Appropriation: | | | |
| **A/C No. 304-6524-93151** | Public Art Fee Fund - Art & Murals | | $ 30,000 |
| | **Total Fund 304** | $ 30,000 | $ 30,000 |

**THAT** the purpose is to appropriate funds into the budget to cover cost of Mosaic project at Pintail Drive and Walters Road per Resolution 2025-87.

**ADOPTED AND PASSED** at a regular meeting of the City Council of the City of Suisun City duly held on the 16th day of September 2025, by the following vote:

**AYES:** COUNCILMEMBERS
**NOES:** COUNCILMEMBERS
**ABSENT:** COUNCILMEMBERS
**ABSTAIN:** COUNCILMEMBERS

**WITNESS** my hand and seal of the said City this 16th day of September 2025.

Anita Skinner
City Clerk

**AGENDA ITEM NO. 16.**

**AGENDA TRANSMITTAL**

**MEETING DATE:** September 16, 2025

---

**AGENDA ITEM:** Council Adoption of Resolution No. 2025-___: Authorizing the City to Enter into Settlement Agreements with Purdue Pharma L.P., Alvogen, Amneal, Apotex, Hikma, Indivior, Mylan, Sun, and Zydus, Agreeing to the Terms of the Related State-Subdivision Agreements, and Authorizing the City Manager to take All Actions Necessary to Implement the Settlements Agreements.

---

**FISCAL IMPACT:** The City's share of the settlement funds is not clear at this time, as the allocations are dependent on the level of participation from local agencies. If the City elects to participate in the settlements and selects direct payment as an option, the City will receive its settlement funds funding over time in accordance with each of the Subdivision Agreements. These funds must be used for approved purposes and are subject to reporting requirements.

---

**BACKGROUND:** The City Council is considering the approval of the City's participation in the Nationwide Opioid Litigation Settlements involving settlements with the pharmaceutical companies of Purdue Pharma L.P., Alvogen, Amneal, Apotex, Hikma, Indivior, Mylan, Sun, and Zydus for their role in creating and exacerbating the opioid crisis in the United States. California cities that directly receive settlement funds must allocated these funds for the primarily purpose of opioid remediation.

---

**STAFF REPORT:** Between 2017 and 2020, numerous California counties and California cities, represented by the State of California, filed lawsuits against opioid manufacturers and distributors seeking to abate the opioid crisis. Similar lawsuits were filed by almost all states, as well as many cities and local governments within those states. The lawsuits were consolidated into a single lawsuit in the United States District Court for the Northern District of Ohio. The Court then converted the consolidated lawsuits into a class action lawsuit with the Plaintiffs' class consisting of all states and local governments in the United States. As a result, the City of Suisun City is a Plaintiff in these lawsuits, although the City is not required to pay any attorney fees or litigation costs.

In 2021, nationwide settlements were reached to resolve opioid litigation brought by states and local agencies against three pharmaceutical distributors—McKesson, Cardinal Health, and AmerisourceBergen—and against manufacturer Janssen Pharmaceuticals, Inc. and its parent company, Johnson & Johnson.

In late 2022, additional settlement agreements were announced with three pharmacy chains—CVS, Walgreens, and Walmart—and two manufacturers—Allergan and Teva.

Regarding the 2021 and 2022 opioid settlements, the City elected to participated in these settlements and the funds allocated to the City were delegated to the Solano County.

On June 6, 2025, our Attorney General, along with 55 other attorneys general, representing all eligible states and U.S. territories, agreed to a $7.4 billion settlement, contingent on bankruptcy court proceedings, with Purdue Pharma L.P. and its owners, the Sackler family. California is eligible to receive up to 440 million dollars from this settlement.

Most recently, a settlement was reached with each of the following opioid manufacturers: Alvogen, Amneal, Apotex, Hikma, Indivior, Mylan, Sun, and Zydus, on July 10, 2025, securing up to 70 million dollars for the state.

Our City is eligible to enter into a settlement agreement with Purdue Pharma L.P., Alvogen, Amneal, Apotex, Hikma, Indivior, Mylan, Sun, and Zydus. If the City chooses not to participate, it will not be eligible to receive settlement funds, even if the state settles and other participating cities in the state share settlement funds.
Additionally, if a city joins a settlement and is located within a county that also participates, the settlement funds designated for the city will be paid to the county, unless the city opts for direct payment. The city may opt in or out of direct payment at any time, and it may also choose to receive only a portion of its settlement share directly.

The National Settlements allocate a certain amount of money to California, which is then divided between the State and local governments. That amount is divided between State and California local governments by agreement (the "Subdivision Agreements"). The Subdivision Agreements split the dollars coming into California as follows:

1. 15% to a State Fund;
2. 70% to local governments in an Abatement Accounts Fund; and
3. 15% to litigating local governments in a Subdivision Fund.

The proposed settlements require the allocated funds to be used for specified purposes intended to remediate and address the opioid crisis. The settlement agreements include broad and non-exhaustive lists of qualifying opioid-remediation expenditures. The funds require the preparation of annual written reports concerning the use of funds. These reporting requirements will not apply to the City if it chooses to direct its share of the settlement funds to the County.
To participate in these settlements, cities and special districts must sign and return required documentation by the following deadlines:

- **Purdue Pharma L.P.'s Direct Settlement "opt-in" deadline is September 30, 2025**
- **Alvogen, Amneal, Apotex, Hikma, Indivior, Mylan, Sun, Zydus' Settlements "opt-in" deadline is October 8, 2025**

A city becomes a participating subdivision by signing the Participation Forms to the Settlements. The Subdivision Agreements for each of these settlements will be available online at https://oag.ca.gov/opioids once participating subdivisions confirm their participation. Suisun City must elect to opt into these settlements to be eligible to receive settlement funds.

**ANALYSIS**
The Council should strongly consider authorizing the City's participation in the proposed settlements discussed above. These settlements are a product of years of litigation and have the potential to bring a total of $ 510 million to the state to abate the opioid crisis.
The settlements offer cities the opportunity to recuperate critical funds directed toward addiction treatment, prevention, and rehabilitation efforts into their communities or respective counties. Even if the City decides not to receive the settlement funds directly, directing the funds towards the County of Solano can potentially benefit the City's region.
Since the City has already participated in previous opioid settlements, participating in these proposed settlements is a logical extension of the City's prior participation.

**ENVIRONMENTAL IMPACT:**
This item has no environmental impact.

**LEGAL ANALYSIS:**
The City Attorney has prepared this report and recommends the City Council considers and approves the City's participation in the settlement agreements discussed in this staff report.

---

**STAFF RECOMMENDATION:**

It is recommended that the City Council:

1. Approve the City's participation in the nationwide opioid litigation settlement agreements with Purdue Pharma L.P., Alvogen, Amneal, Apotex, Hikma, Indivior, Mylan, Sun, and Zydus; approve the California State-Subdivision Agreements regarding the distribution and use of settlement funds; and authorize the City Manager to take all actions necessary to implement the settlement agreements; and
2. Adopt Resolution No. 2025-___: Authorizing the City to Enter into Settlement Agreements with Purdue Pharma L.P., Alvogen, Amneal, Apotex, Hikma, Indivior, Mylan, Sun, and Zydus, Agreeing to the Terms of the Related State-Subdivision Agreements, and Authorizing the City Manager to Take All Actions Necessary to Implement the Settlement Agreements.

---

**DOCUMENTS ATTACHED:**
1. Resolution
2. Memorandum

---

| | |
|---|---|
| **PREPARED BY:** | Lakhwinder Deol, Finance Director |
| **REVIEWED BY:** | Patrick Enright, City Attorney |
| **APPROVED BY:** | Bret Prebula, City Manager |

---

**ATTACHMENTS:**
1. Resolution National Opioid Settlements
2. Memo Suisun City Memo RE National Opioid Settlements 2025

.

**RESOLUTION NO. _____**

**A RESOLUTION OF THE CITY COUNCIL OF THE CITY OF SUISUN CITY AUTHORIZING THE CITY TO ENTER INTO SETTLEMENT AGREEMENTS WITH PURDUE PHARMA L.P., ALVOGEN, AMNEAL, APOTEX, HIKMA, INDIVIOR, MYLAN, SUN, AND ZYDUS, AGREEING TO THE TERMS OF THE RELATED STATE-SUBDIVISION AGREEMENTS, AND AUTHORIZING THE CITY MANAGER TO TAKE ALL ACTIONS NECESSARY TO IMPLEMENT THE SETTLEMENTS AGREEMENTS**

**WHEREAS**, the United States is facing an ongoing public health crisis of opioid abuse, addiction, overdose, and death. The State of California and California local governments spend billions of dollars each year to address the direct consequences of this crisis; and

**WHEREAS**, since 2017, state and local governments in California and around the United States have been pursuing litigation against certain manufacturers, distributors, and retailers of opioid pharmaceuticals ("Opioid Defendants") in an effort to hold them financially responsible to combat the impacts of the Opioid Epidemic on the City of Suisun City ("the City"); and

**WHEREAS**, on June 6, 2025, our Attorney General, along with 55 other attorney generals, representing all eligible states and U.S. territories, agreed to a $7.4 billion settlement, contingent on bankruptcy court proceedings, with Purdue Pharma L.P. and its owners, the Sackler family; and

**WHEREAS**, the details of the settlement with Purdue Pharma L.P. ( "the Purdue Settlement Agreement") may be view and reviewed at https://nationalopioidsettlement.com/purdue-sacklers-settlements/; and

**WHEREAS**, on July 10, 2025, additional opioid settlements with Alvogen, Amneal, Apotex, Hikma, Indivior, Mylan, Sun and Zydus were reached and will secure a total of $70 million for the state; and

**WHEREAS**, the details of the settlements with the above mentioned pharmaceuticals companies can also may be view and reviewed at https://nationalopioidsettlement.com/additional-settlements/; and

**WHEREAS**, Purdue Pharma L.P., Alvogen, Amneal, Apotex, Hikma, Indivior, Mylan, Sun and Zydus are referred in this Resolution as "Settling Defendants"; and

**WHEREAS,** negotiations with the Settling Defendants have resulted in proposed nationwide settlements of state and local government claims to settle the Litigation; and

**WHEREAS**, as part of the settlements with the Settling Defendants, local subdivisions, including certain cities, may participate in the settlements in exchange for a release of the Settling Defendants; and

**WHEREAS**, the each of the settlement agreements provide, among other things, for the payment of a certain sum to settling government entities in California including to the State of California and Participating Subdivisions upon occurrence of certain events as defined in the settlement agreements ("California Opioid Funds"); and

**WHEREAS**, California local governments have engaged in extensive discussions with the State Attorney General's Office ("AGO") as to how the California Opioid Funds will be allocated, which has resulted in the Proposed California State-Subdivision Agreements Regarding Distribution and Use of Settlement Funds ("Subdivision Agreements") from the settlements with the Settling Defendants; and

**WHEREAS,** copies of the Subdivisions Agreements will be available online at https://oag.ca.gov/opioids once participating subdivisions confirm their participation in these settlements;

**WHEREAS,** The Subdivision Agreements allocate the California Opioid Funds as follows: 15% to the State Fund; 70% to the Abatement Accounts Fund; and 15% to the Subdivision Fund. For the avoidance of doubt, all funds allocated to California from the Settlements shall be combined pursuant to the Subdivision Agreements, and 15% of total from each settlement shall be allocated to the State of California (the "State of California Allocation"), 70% to the California Abatement Accounts Fund ("CA Abatement Accounts Fund"), and 15% to the California Subdivision Fund ("CA Subdivision Fund"); and

**WHEREAS,** the funds in the CA Abatement Accounts Fund (the California Abatement Accounts Fund Allocation) will be allocated based on an allocation model developed in connection with the proposed negotiating class in the National Prescription Opiate Litigation (MDL No. 2804). The percentage from the CA Abatement Accounts Fund allocated to each eligible local government (any county or city above 10,000 in population) "Eligible Local Government") is set forth in Appendix 1 of each Subdivision Agreement. The City's share of the CA Abatement Accounts Fund is a product of the total in the CA Abatement Accounts Fund multiplied by the City's percentage set forth in Appendix 1 of each of the Subdivision Agreements (the "Local Allocation"); and

**WHEREAS,** any city that is an Eligible Local Government will be allocated its Local Allocation share only when it becomes a Participating Subdivision by signing the Participation Agreements to the Settlements. The Local Allocation share for a city that is a Participating Subdivision will be paid to the county in which the city is located, rather than to the city, so long as: (a) the county is a Participating Subdivision, and (b) the city has not advised the Settlement Fund Administrator that it requests direct payment at least 60 days prior to a Payment Date as defined in the Settlement Agreements.

**NOW, THEREFORE, THE CITY COUNCIL OF THE CITY OF SUISUN CITY HEREBY RESOLVES AS FOLLOWS:**

**SECTION 1.** The City Council hereby approves and authorizes the City Manager to settle and release the City's claims against the Settling Defendants in exchange for the consideration set forth in the Settlement Agreements and Allocation Agreements.

**SECTION 2.** The City Manager shall have authority to, and is directed to, take all actions necessary on behalf of the City to implement and effectuate the agreements approved by this Resolution in consultation with the City Attorney.

**SECTION 3.** All actions heretofore taken by the Council and other appropriate public officers and agents of the City with respect to the matters contemplated under this Resolution are hereby ratified, confirmed and approved.

**SECTION 4.** The City Clerk shall certify to the adoption of this Resolution. PASSED, APPROVED and ADOPTED by the City of Suisun City City Council at a regular meeting held on the 16th day of September, 2025, by the following vote:

AYES: Council Members: _____

NOES: Council Members: _____

ABSENT: Council Members: _____

ABSTAIN: Council Members: _____

_____
Alma Hernandez, Mayor

APPROVED AS TO FORM:

_____
Patrick Enright, City Attorney

ATTEST:

_____
Anita Skinner, City Clerk

RWG LAW

T 213.626.8484
F 213.626.0078

350 South Grand Avenue
37th Floor
Los Angeles, CA 90071
rwglaw.com

# MEMORANDUM

PRIVILEGED AND CONFIDENTIAL ATTORNEY-CLIENT COMMUNICATION AND WORK PRODUCT

TO: The Honorable Mayor and Members of the City Council

FROM: Patrick Enright, City Attorney

DATE: September 8, 2025

SUBJECT: Purdue Pharma L.P., Alvogen, Amneal, Apotex, Hikma, Indivior, Mylan, Sun and Zydus - National Opioid Settlements and Participation of California Cities

---

**Executive Summary**

This memorandum provides information on the most recent national opioid settlements and associated payments to cities pertaining to Purdue Pharma L.P.'s ("Purdue") national settlement[1] and settlements with Alvogen, Amneal, Apotex, Hikma, Indivior, Mylan, Sun, and Zydus.[2] These settlements were reached in response to the nationwide opioid crisis and are intended to hold manufacturers accountable for their roles in exacerbating the opioid pandemic, while directing critical funds toward addiction, prevention, treatment, and recovery efforts. The Purdue settlement, finalized on June 16, 2025, will secure approximately $70 million for the state. Additionally, settlements with the eight manufacturers mentioned above, reached on July 10, 2025, will bring an estimated $440 million in additional compensation.

These settlements have two key participation steps to ensure payment. First, eligible states must elect to participate in the settlement. The State of California has opted in as an eligible state in each of these settlements.[3] Second, eligible participating cities and counties (otherwise known as participating subdivisions) of participating states must elect to join. The more cities that elect to participate in these settlements, the more funds that will be allocated to the state. Eligible cities may elect to receive their payments directly or have their allocated share go to the county in which they are located. If an eligible city does not participate, it will not directly benefit from the settlement or settlements.[4]

---

[1] Press Release, Cal. Dep't of Justice, Attorney General Bonta Helps Secure $7.4 Billion from Purdue Pharma and the Sackler Family for Fueling the Opioid Crisis (July. 20, 2025). For a copy of the Settlement, *see* Purdue/Sacklers Settlement Agreement (July.17, 2025).

[2] Press Release, Cal. Dep't of Justice, Attorney General Bonta Secures $720 Million in Nationwide Settlements from Eight Opioid Drug Makers (July. 21, 2025). For a copy of the Settlement, *see* Settlement Agreements (July. 10, 2025).

[3] National Settlement Participation Status, State Participation Status (July. 20,2025).

[4] Email from Nat'l Opioid Settlements Implementation Adm'r to Local Subdivisions (July. 7, 2025).

**To participate in these settlements, cities must sign and return the required Settlement Participation Forms by September 30, 2025, for the Purdue settlement[5] and by October 8, 2025, for proposed settlements with Alvogen, Amneal, Apotex, Hikma, Indivior, Mylan, Sun, and Zydus.[6]**

**Eligible California Cities**

According to the California Department of Justice's website, cities and counties with a population greater than 10,000, based on the U.S. Census Bureau's population estimates for July 1, 2019 (released May 2020), are eligible to receive funds from the national opioid settlements.[7] Certain litigating cities and counties with a population of less than 10,000 are also eligible to receive funds.[8] The City of Suisun, given its current population, is an eligible participant in the proposed settlements with Purdue, Alvogen, Amneal, Apotex, Hikma, Indivior, Mylan, Sun, and Zydus.

**Recommendation**

As with the prior national opioid settlement agreements, we recommend the City Council approve City participation in the proposed settlements so that it can share the settlement proceeds. If the City Council decides to approve the settlements and retain its share of the settlement proceeds, the settlement funds are limited to the uses permitted by the settlements (*e.g.*, the treatment of persons addicted to opioids and the prevention of opioid and other drug abuse). In addition to approving participation in settlements, the City Council could elect to transfer its share of the settlement proceeds to Solano County for the same limited uses.

**Proposed California State-Subdivision Agreements**

When participating subdivisions elect to participate in these settlements, they also accept the Proposed California State-Subdivision Agreements ("Subdivision Agreements") through the sign-on process.[9] The Subdivision Agreement is the agreement that California has reached with participating subdivisions, governing the allocation, distribution, and use of funds received from national opioid settlements.[10] A copy of each Subdivision Agreement for their corresponding settlement agreement will be available to cities once they receive a copy of the Allocation Agreement and a Settlement Participation Form.

Any funds received by the state will be divided into three funds: 15% to the State Fund, 70% to the Abatement Accounts Fund, and 15% to the Subdivision Fund.[11] Cities that join the settlements can expect to receive their abatement percentage share of the Abatement Account Fund as provided in

[5] Id.
[6] Email from Nat'l Opioid Settlements Implementation Adm'r to Local Subdivisions (July. 15, 2025).
[7] Cal. Dep't of Justice, FAQs about the National Opioids Settlements – Information for California Cities and Counties (last visited July 16, 2025) [hereinafter Information for California Cities].
[8] Id.
[9] Cal. Dep't of Justice, Information for California Cities and Counties (last visited July 16, 2025).
[10] Id.
[11] Cal. Dep't of Justice, Information for California Cities and Counties (last visited July 16, 2025).

Appendix 1 of each of the Subdivision Agreements. [12] The allocation model in Appendix 1 is based on nationally available federal data on opioid use disorder, overdose deaths, and opioid shipments into California and was developed by experts in the national opioid litigation.[13]

If a city joins the settlements and it is located in a county that is also a participating subdivision, the city's allocated Abatement Accounts Fund amount will be paid to the county unless the city chooses direct payment. The city may opt in or out of direct payment at any time, and it may also choose to receive only a portion of its share directly. A city may contact the Directing Administrator, Brown Greer[14], for guidance on how to update the city's election.[15] However, cities must carry out this decision 60 days before the first payment of a settlement agreement.[16]

**Restrictions on Use of Abatement Accounts Fund**

Cities are restricted in how they may use their allocation of the Abatement Accounts Fund. First, the allocated funds must be used for future opioid remediation in one or more of the areas specified in the List of Opioid Remediation Uses, as outlined in Exhibit E of each settlement agreement.[17]

Exhibit E is divided into two sections: Schedule A and Schedule B. Schedule A provides a list of core opioid remediation strategies that cities should prioritize, while Schedule B offers a more comprehensive list of potential opioid remediation strategies available for compliance.[18]

Second, at least 50% of the funds that a California city receives from the Abatement Accounts Fund in each calendar year must be used for one or more of the "High Impact Abatement Activities"[19].

These High Impact Abatement Activities include, but are not limited to:

- the provision of matching funds or operating costs for substance use disorder ("SUD") facilities within the Behavioral Health Continuum Infrastructure Program;
- addressing the needs of communities of color and vulnerable populations (including sheltered and unsheltered homeless populations) that are disproportionately impacted by SUD; and
- interventions to prevent drug addiction in vulnerable youth, including but not limited to, youth in foster care, juvenile justice-impacted youth, youth experiencing adversities related to socioeconomic status, and unhoused youth.[20]

---

[12] Id.
[13] Id.
[14] California's point of contact at BrownGreer is Tijuan Faulcon at tfaulcon@browngreer.com.
[15] Cal. Dep't of Justice, Information for California Cities, FAQs at 4 (last visited July 16, 2025).
[16] Id.
[17] For a copy of the Purdue Settlement, see Purdue/Sacklers Settlement Agreement and for the rest of the settlements, *see* Settlement Agreements (July. 10, 2025).
[18] Cal. Dep't of Health Care Services, Frequently Asked Questions(FAQs) p.6 (last visited Aug. 19, 2025).
[19] Cal. Dep't of Health Care Services, Allowable Expenditures: California High Impact Abatement Activities (HIAA) (last visited Aug. 19, 2025).
[20]Cal. Dep't of Health Care Services, Allowable Expenditures: California High Impact Abatement Activities (HIAA) (last visited Aug. 19, 2025).

**Annual Reporting Requirement**

California cities that directly receive settlement funds, rather than having them distributed to the county, must track all deposits and expenditures and annually prepare and file reports with a certification on the use of those funds.[21] The reporting requirement applies until the funds are expended and remains in effect for one year thereafter.[22] The California Department of Health Care Services ("DHCS") may review these reports for consistency with the Settlement and Allocation Agreements.[23]

If DHCS finds inconsistencies, it may request a meeting and conference with the city. If the parties are unable to reach a resolution, DHCS may conduct an audit of the city's use of funds within one year of the meet-and-confer request.[24] If the issues remain unresolved after the audit, the State of California may file an action in state court or otherwise enforce the requirements of the Settlement and Allocation Agreements.[25]

If the city does not directly receive the funds and allows them to be distributed to the county, then the city is not responsible for these reporting requirements.

**Opt-In Process**

The National Opioid Settlements Implementation Administrator ("Implementation Administrator") has sent or will send Suisun a copy of the Allocation Agreement and a Settlement Participation Form to sign and return, allowing Suisun to opt into the Settlement. The City of Suisun must sign and return these documents by the designated deadlines to participate in the settlements.

**Options**

In light of the foregoing, the Council has several options. It may decide to:

1. Not participate in the settlements, which means the City's share in each of the settlements goes unused.

2. Participate in the settlements and opt in to receive direct payment of the City's share of the settlements for uses permitted by the settlements (*e.g.*, the treatment of persons addicted to opioids and prevention of opioid abuse.) Authorize the City Manager to carry out all

[21] Cal. Dep't of Health Care Services, California Opioid Settlement Expenditure Reporting (last visited Aug. 19, 2025).
[22] Cal. Dep't of Health Care Services, California Opioid Settlement Expenditure Reporting , Reporting Requirements, p. 2 (last visited Aug. 19, 2025).
[23] Id.
[24] Cal. Dep't of Health Care Services, California Opioid Settlement Expenditure Reporting , What happens if Participating Subdivisions/Local Governments do not complete their annual reporting?, p. 3 (last visited Aug. 19, 2025).
[25] Id.

necessary acts so the City can participate in the national opioid settlements with Purdue, Alvogen, Amneal, Apotex, Hikma, Indivior, Mylan, Sun, and Zydus, including signing necessary documents and transmittal thereof as needed.

3. Participate in the settlements and opt out of receiving direct payment of the City's share of the settlements, resulting in the fund going to Solano County for uses permitted by the settlements (*e.g*., the treatment of persons addicted to opioids and prevention of opioid abuse.) This action would also require the Council to authorize the City Manager to carry out all necessary acts so the City can participate in the national opioid settlements with Purdue, Alvogen, Amneal, Apotex, Hikma, Indivior, Mylan, Sun, and Zydus, including signing necessary documents and transmittal thereof as needed.

We will request Council direction at the closed session on September 15, 2025. If you have any questions before our scheduled closed session, please do not hesitate to contact me.

THIS PAGE INTENTIONALLY LEFT BLANK

**AGENDA ITEM NO. 17.**

## AGENDA TRANSMITTAL

**MEETING DATE:** September 16, 2025

---

**AGENDA ITEM:** City Council/Successor Agency/Housing Authority Approval of the Minutes of the Meetings of the Suisun City Council, Suisun City Council Acting as Successor Agency, and Housing Authority held on August 5, 2025, August 19, 2025 and September 2, 2025.

---

**FISCAL IMPACT:** None

---

**STRATEGIC PLAN:** Provide Good Governance.

---

**BACKGROUND:** Pursuant to Government Code 40801, the City Clerk shall keep an accurate record of the proceedings of the City Council meetings. City Council minutes are prepared in a manner consistent with the intent of the Government Code. Minutes provide a record of when and where the meeting took place, type of meeting, and report any action taken, including the vote of each member of the City Council.

---

**STAFF REPORT:** Minutes of the City Council, Suisun City Council Acting as Successor Agency and Housing Authority held on August 5, 2025, August 19, 2025 and September 2, 2025, are submitted for your approval..

---

**STAFF RECOMMENDATION:** City Council/Successor Agency/Housing Authority Approval of the Minutes of the Meetings of the Suisun City Council, Suisun City Council Acting as Successor Agency, and Housing Authority held on August 5, 2025, August 19, 2025 and September 2, 2025.

---

**DOCUMENTS ATTACHED:**

1. Minutes - August 5, 2025 Regular Meetings of the City Council-Successor Agency-Housing Authority
2. Minutes - August 19, 2025 Regular Meetings of the City Council-Successor Agency-Housing Authority
3. Minutes - September 2, 2025 Regular Meetings of the City Council-Successor Agency-Housing Authority

---

**PREPARED BY:** Anita Skinner, City Clerk
**REVIEWED BY:** Bret Prebula, City Manager
**APPROVED BY:** Bret Prebula, City Manager

---

**ATTACHMENTS:**

Minutes - August 05, 2025 City Council Meeting
Minutes - August 19, 2025 City Council Meeting
Minutes - September 2, 2025 City Council Meeting
.

CITY COUNCIL
Alma Hernandez, Mayor
Jenalee Dawson, Mayor Pro Tem
Amit Pal, Councilmember
Parise Shepherd, Councilmember
Princess Washington, Councilmember



# MINUTES

## REGULAR MEETING OF THE SUISUN CITY COUNCIL, SUISUN CITY COUNCIL ACTING AS SUCCESSOR AGENCY TO THE REDEVELOPMENT AGENCY OF THE CITY OF SUISUN CITY, AND SUISUN CITY HOUSING AUTHORITY

**TUESDAY, AUGUST 5, 2025**

**6:30 PM**

**Suisun City Council Chambers - 701 Civic Center Boulevard - Suisun City, California**

*MEETINGS ARE HELD IN-PERSON, PUBLIC PARTICIPATION IS ALSO AVAILABLE VIA ZOOM*

*ZOOM MEETING INFORMATION:*
*WEBSITE: https://zoom.us/join*
*MEETING ID:* 878 1258 5273
*CALL IN PHONE NUMBER: (707) 438-1720*

*REMOTE PUBLIC COMMENT IS AVAILABLE FOR THE CITY COUNCIL MEETING BY EMAILING CLERK@SUISUN.COM (PRIOR TO 4 PM), VIA WEBSITE, OR ZOOM CALL IN PHONE NUMBER (707) 438-1720*

*(If attending the meeting via phone press *9 to raise your hand and *6 to unmute/mute for public comment.)*

(Next Ord. No. – 821)
(Next City Council Res. No. 2025 – 85)
Next Suisun City Council Acting as Successor Agency Res. No. SA2025 - 05)
(Next Housing Authority Res. No. HA2025 – 09)

**CALL TO ORDER**
Mayor Hernandez called the meeting to order at 6:33pm.

**ROLL CALL**
PRESENT: Dawson, Hernandez, Pal, Shepherd, Washington
ABSENT: None

**PLEDGE OF ALLEGIANCE**
Led by Vice Mayor Dawson.

**INVOCATION**
Given by Clerk Skinner

**CLOSED SESSION REPORT** None
Announcement of Actions Taken, if any in Closed Session.

## APPROVAL OF REORDERING OF AGENDA

Unanimous vote to for agenda order of Reports, Presentations, Council Comments, Public Comments

## CONFLICT OF INTEREST NOTIFICATION

*(Any items on the regular meeting agenda that might be a conflict of interest to any Councilmembers / Boardmembers should be identified at this time.)*

Council Member Washington has a conflict with Item #6.

## REPORTS (Informational items only.)

1. City Manager Update - (Prebula: bprebula@suisun.com).
    - Crane Drive-PGE has finally gotten encroachment permit and has 30 days to complete work.
    - Downtown Beta Test time has ended, come back in fall with a more comprehensive plan.
    - Working with Republic Services on a community resolution following the strike.

2. City Attorney Report - (Enright).
    - Negotiating with Republic Services on the Franchise Agreement and have it tentatively scheduled for 9/2.
    - Norms and Procedures along with social media policy.
    - Almond Gardens plans to close on 8/14.
    - Monthly written report to City Manager and Council. Would also like to start to have regular office hours and include representatives from the San Francisco and Sacramento offices.

## PRESENTATIONS/APPOINTMENTS

*(Presentations, Awards, Proclamations, Appointments).*

3. Proclamation Proclaiming the City Council's Recognition of the Wednesday Club's Historic Contributions to the Suisun City Community - (Washington: Pwashington@suisun.com).

Will be presented by Council Member Washington at an upcoming event.

4. Presentation of Certificates of Mayoral Recognition - (Hernandez: Ahernandez@suisun.com).

Mayor Hernandez read the certificates which were presented by Vice Mayor Dawson, National Register of Historical Places. Presented to Penny Fisher and Carolyn Elbraham.

5. Introduction and Swearing In for Public Safety Dispatcher Kara Robinson, Public Safety Dispatcher Brianna Marquitz, Community Service Officer Anekka Waddell, Community Service Officer Emily Kent, Property and Evidence Technician Haley Murphy, Police Officer Christopher Dooley, and Police Officer Hoang Le - (Roth: Aroth@suisun.com).

Chief Roth gave a brief background on the individuals. Clerk Skinner gave the Oath of Office. Council thanked them and welcomed them to city service.

Recessed for 15 minutes for refreshments.

**COUNCIL COMMENTS**

Council Member Washington acknowledged staff for helping a resident with her dwelling unit and discovering violations; successful backpack give away by the Salvation Army at Walmart last week; 8/23 Kroc Center, movie highlighting Suisun City; Thursday meeting with school district along with Council Member Pal; thanked everyone for continuing to reach out to here.

Council Member Pal thanked Public Works for fixing the timing of the stop light work on Walters Rd; commented on Jane Day's services, she was a longtime advocate for Police Department and acknowledged and thanked members of the Fire Department for attending; would like to have the city do something to honor Jane and follow up for the same request for George Guynn; need to start conversation on garbage contracts now.

Council Member Shepherd thanked Public Works outstanding job for fixing pot hole, accident, as she tried to avoid;

Vice Mayor Dawson reported on the Resource Fair on 8/9 from 9:30-12:30 at St. Mark's for back to school hosted by FSUSD, FFPD, SCPD; 8/10 for shopping back to school and still need volunteers.

Mayor Hernandez spoke on the Regional Homeless meeting; United Way Capitol Region future reports; asked for additional outreach to the unhoused at the local shopping centers; safety concerns and complaints about the construction company on Blossom Ave.; recognition awarded by the state for education outreach to local schools to the Fairfield Suisun Sewer District.

**PUBLIC COMMENT**

*(Request by citizens to discuss any matter under our jurisdiction other than an item posted on this agenda per California Government Code §54954.3. Comments are limited to no more than 3 minutes unless allowable by the Mayor/Chair. Speaker cards are available on the table near the entry of the meeting room and should be given to the City Clerk. By law, no prolonged discussion or action may be taken on any item raised during the public comment period, although informational answers to questions may be given and matters may be referred for placement on a future agenda.)*

William Ayala spoke about accountability by the city and police departments; it has been 6 months since he lost his car and job and no one is responding to his request for answers.

Donna LeBlanc commented on the city app issues after reporting incidents; water leak at Goepp park reported 3 times; Solano Water Authority is doing rehab on tank 2A, and there lead paint in that tank and levels are higher than what it should be.

Steve Olry comments about trash along Hwy 12; late night inmate release comments; Jane Day services comments, no one from Mayor's office in attendance; need to do something to honor her and George Guynn.

Michelle Chevez asked if other city employees can answer calls of employees who are out of the office or at least have the out of office response give direction on who else can be contacted to answer concerns; spoke on fire risks in Suisun; water leak along the sound wall;

James Berg played a recording of confrontation he had with a speeder who pulled out a gun; Police called but did not do anything; had to contact the Sheriff's Department to get something done.

Heidi Stack spoke about the big rigs in Walmart's parking lot illegally parked and running their engines.

Mike Zeiss commented the 6:30pm meeting agenda was not posted on the city website; commented on the Board of Supervisors trying to organize a summit with Solano County cities; hopefully a consensus of future revisions to the county's general plan can be reached and encourage Suisun City to please participate in county plans;

Mayor Hernandez commented the agenda packet is on website and the county has postponed the summit to allow more time for cities to respond.

Nancy Stiltz spoke on concerns of Suisun City getting involved with California Forever; Travis AFB concerns; source of water supply that would be used for the project.

**CONSENT CALENDAR**

*Consent calendar items requiring little or no discussion may be acted upon with one motion.*

6. Approval of Bid Withdrawal, Contract Award, and Budget Adjustment for Heritage Park Enhancement Project - (Vue: nvue@suisun.com).
    a. Council Adoption of Resolution No. 2025-85: Accepting Star Construction's Bid Withdrawal and Authorizing the City Manager to Enter into a Construction Contract on the City's Behalf with Dutch Contracting, Inc. for the Heritage Park Enhancement Project.
    b. Council Adoption of Resolution No. 2025-86: Adopting the 1st Amendment to the Annual Appropriation Resolution No. 2025-64 to Increase the Budget for Construction of the Heritage Park Enhancement Project.
7. Council Adoption of Resolution No 2025-87: Approving $30,000 in Public Art Funding for the Pintail Drive and Walters Road Mosaic Mural Project - (Hull: jhull@suisun.com).
8. Council Adoption of Resolution No. 2025-88: Approving Amendment to the Professional Services Agreement with Tripepi Smith and Associates to Extend the Contract Term and Increase the Not-To-Exceed Compensation - (Prebula: Bprebula@suisun.com).
9. Accept the Investment Report for the Quarter Ending June 30, 2025 - (Deol: Ldeol@suisun.com).

*Joint City Council / Suisun City Council Acting as Successor Agency / Housing Authority*

10. City Council/Successor Agency/Housing Authority Approval of the Minutes of the Meetings of the Suisun City Council, Suisun City Council Acting as Successor Agency, and Housing Authority held on July 15, 2025 – (Skinner: clerk@suisun.com).

Council Member Washington has a conflict on Item #6; home that she has ownership in is within 500 feet of project.

PUBLIC COMMENTS

Steve Olry, Item #7 promotes the mural project.

James Berg, Item #7, project is above and beyond expectation; excited to get community and school districts involved.

**Motion by Vice Mayor Dawson to approve Consent Calendar Item #6 and seconded by Council Member Shepherd. Motion passed by the following vote:**

**AYES: Dawson, Hernandez, Pal, Shepherd**
**NOES: None**
**ABSENT: Washington (due to conflict of interest)**

**Motion by Council Member Pal to approve Consent Calendar Items 7, 8, 9, 10 and seconded by Vice Mayor Dawson. Motion passed by the following vote:**

**AYES: Dawson, Hernandez, Pal, Shepherd, Washington**

**NOES: None**
**ABSENT: None**

**PUBLIC HEARING**

**GENERAL BUSINESS**

11. Discussion and Direction – Sidewalk Maintenance Policy and Sidewalk Repair Program - (Vue: nvue@suisun.com).

Public Works Director Vue presented the report.
Council asked clarifying questions.

PUBLIC COMMENT

Clerk Skinner read comments from the following:

- Jason Joy who opposed the proposed Sidewalk maintenance Ordinance.
- Paula Holland: What is the definition of a city tree: Should we video tape our sidewalks to show what fixes are needed? Aren't property taxes supposed to be used for sidewalk maintenance?
- Michael Pray opposes the maintenance program.
- Barbara Kraig opposes the maintenance program.
- Michael Wells wished to register a "no" vote on the sidewalk repair program.

IN PERSON
Donna LeBlanc asked who determines if it is a city or private tree? What will the policy costs be for city staff to inspect? Will the work done by the contractor have a warranty? Will the LLD's get a second fee?

Don Lipary spoke on sidewalk issues that were there when he moved into his house; issues that the Presley Company promised to fix but did not and the city did nothing to enforce the repairs.

Shantelle Fields spoke on raised streets and sunken sidewalks; is a 30 day notice realistic with permits required and scheduling.

Tom Peterson commented street is poorly engineered and sidewalks are sunken 3-4 feet; will accept some responsibility but for material only.

Anthony Moscarelli commented the surrounding marsh land and streets and sidewalks were poorly engineered and not done to standards and CEQA.

Michelle Chavez how does the assignment of responsibility happen.

Steve Olry commented city has a history of irresponsibility; never enforced anything and now you are going to enforce sidewalks; need to find a middle ground; city has failed to maintain them.

James Berg another tax being put on the residents; roads are bad and sidewalks depend on the stability of the roads.

Lilia Dardon asked if she could gate the sidewalk and not allow anyone to walk through.'

Mike Zeiss commented the ordinance has exemptions for damage done by city trees; need to add damage by city workers or city vehicles, garbage trucks.

City Manager and staff responded to questions

Continued Council discussion.

**Motion by Council Member Washington to table the item indefinitely.**

**Council Member Washington amended the motion to come back in two years with the recommendations of a funding program to actually address the feasibility of fixing the sidewalks that still needs to be addressed and seconded by Council Member Pal. Motion passed by the following vote:**

**AYES: Dawson, Hernandez, Pal, Shepherd, Washington**
**NOES: None**
**ABSENT: None**

**REPORTS: (Informational items only)**

12. Non-Discussion Items.

**ADJOURNMENT**

There being no further business the meeting was adjourned at 9:37pm.

_____
Anita Skinner, City Clerk

# MINUTES

## REGULAR MEETING OF THE SUISUN CITY COUNCIL, SUISUN CITY COUNCIL ACTING AS SUCCESSOR AGENCY TO THE REDEVELOPMENT AGENCY OF THE CITY OF SUISUN CITY, AND SUISUN CITY HOUSING AUTHORITY

**TUESDAY, AUGUST 19, 2025**

**5:00 PM**

**Suisun City Council Chambers - 701 Civic Center Boulevard - Suisun City, California**

**5:00 P.M. CLOSED SESSION**
**6:30 P.M. REGULAR MEETING**

*MEETINGS ARE HELD IN-PERSON, PUBLIC PARTICIPATION IS ALSO AVAILABLE VIA ZOOM*

*ZOOM MEETING INFORMATION:*
*WEBSITE: https://zoom.us/join*
*MEETING ID: 839 3004 1292*
*CALL IN PHONE NUMBER: (707) 438-1720*

*REMOTE PUBLIC COMMENT IS AVAILABLE FOR THE CITY COUNCIL MEETING BY EMAILING CLERK@SUISUN.COM (PRIOR TO 4 PM), VIA WEBSITE, OR ZOOM CALL IN PHONE NUMBER (707) 438-1720*

*(If attending the meeting via phone press *9 to raise your hand and *6 to unmute/mute for public comment.)*

(Next Ord. No. – 821)
(Next City Council Res. No. 2025 – 89)
Next Suisun City Council Acting as Successor Agency Res. No. SA2025 - 05)
(Next Housing Authority Res. No. HA2025 – 09)

**5:00 P.M CLOSED SESSION**

**CALL TO ORDER** 5:00 pm
Mayor Hernandez called the meeting to order at 5:00 pm.

**ROLL CALL**
PRESENT: Dawson, Hernandez, Shepherd
ABSENT: Pal, Shepherd (arrived at 5:10pm)

**CONFLICT OF INTEREST NOTIFICATION** **NONE**

*(Any items on the closed session agenda that might be a conflict of interest to any Councilmembers / Boardmembers should be identified at this time.)*

**PUBLIC COMMENT CLOSED SESSION**

*(In accordance with Section 54956(a), public comments are limited to items on this closed session agenda, and to no more than 3 minutes unless allowable by the Mayor/Chair. Speaker cards are available on the table near the entry of the meeting room and should be given to the City Clerk. By law, no prolonged discussion or action may be taken on any item raised during the comment period.)*

Michelle Chavez commented on the ride along with County Supervisor Wanda Williams and Deshawn, from the Joint Powers Authority and showed them the encampments in Suisun; spoke on reasons for increased police personnel; gave council a copy of the upcoming agenda for Housing First Solano.

**CLOSED SESSION**

Pursuant to California Government Code Section 54950 the Suisun City Council will hold a Closed Session for the Purpose of:

1. CONFERENCE WITH LABOR NEGOTIATOR
   A Closed Session will be held, Pursuant to Government Code Section 54957.6, to Conduct Labor Negotiations among:
   Agency Negotiator: City Manager, Bret Prebula
   Employee Organization:
   SCEA (Suisun City Employees' Association); SCPOA (Suisun City Police Officers Association);
   SCPFA (Suisun City Professional Firefighters' Association);
   SCMPEA (Suisun City Management and Professional Employees' Association);
   Unrepresented Employees;
   Temporary/Part-Time Employees.

2. CONFERENCE WITH REAL PROPERTY NEGOTIATORS
   Pursuant to Government Code Section 54956.8 Real Property Identified by Assessor's Parcel Number (APN) 0173-010-230, located at 318 Merganser Drive:
   Negotiating Party: City Manager
   Subject: Price and Terms of Payment
   Parties Negotiation with: To Be Determined

**RECESS TO CLOSED SESSION (City Manager Conference Room, City Hall)**

**6:30 RECONVENE OPEN SESSION**

**CALL TO ORDER**

Mayor Hernandez called the meeting to order at 6:35pm.

**ROLL CALL**

PRESENT: Dawson, Hernandez, Pal, Shepherd, Washington
ABSENT: None

**PLEDGE OF ALLEGIANCE**

Led by Council Member Shepherd.

**INVOCATION**
Given by Clerk Skinner.

**CLOSED SESSION REPORT** **None. Closed Session ended at 6:04pm.**

Announcement of Actions Taken, if any in Closed Session.

**APPROVAL OF REORDERING OF AGENDA**
Council Member Pal moved to have Council comments after Public Comments and Public Hearing after Presentations and seconded by Council Member Shepherd. Motion passed unanimously.

**CONFLICT OF INTEREST NOTIFICATION**

*(Any items on the regular meeting agenda that might be a conflict of interest to any Councilmembers / Boardmembers should be identified at this time.)*

Council Member Pal has a conflict with Consent Item #9 and Public Hearing #13.

**REPORTS (Informational items only.)**

3. City Manager Update - (Prebula: bprebula@suisun.com).

- Still in negotiations with Republic Services, expectations, making residents whole, meet again tomorrow.
- Beta testing downtown, one 30-day camera, followed by a 60-day beta, with some PD overtime and see if some arrests help augment.
- Homeless concerns on private property

Council discussion with a motion and second to direct the City Manager and City Attorney to bring back an ordinance to see what legal pathways there are in regards to fines, or other alternative ways to enforce. There was a unanimous vote.

4. City Attorney Report - (Enright).

Thanked Council for hi one year service; September/October will have the City Attorney evaluation on the agenda.

**PUBLIC COMMENT**

*(Request by citizens to discuss any matter under our jurisdiction other than an item posted on this agenda per California Government Code §54954.3. Comments are limited to no more than 3 minutes unless allowable by the Mayor/Chair. Speaker cards are available on the table near the entry of the meeting room and should be given to the City Clerk. By law, no prolonged discussion or action may be taken on any item raised during the public comment period, although informational answers to questions may be given and matters may be referred for placement on a future agenda.)*

Chuck Phillips commented on houses with in operational vehicles, broken windows; if you don't enforce them, they don't do any good; missing stop signs; continue to build apartments on Worley and Blossom without expanding Railroad Avenue.

George Burket commented on the downtown area and homeless sleeping on the waterfront; development of building rooftops, will not take care of the homeless; start listening to people who come to the meetings; why does it take 5 years to get something done.

Steve Olry comments on the Pickering property; city is a blight, economically and aesthetically; zero enforcement.

James Berg commented on some council members not arrived on time for closed session; ineffective council being walked all over by city staff; recall documents handed out to council.

Gabriela Satmatreau commented on the homeless in the downtown area with dogs not on leash.

Michelle Chavez made the following request to dismantle the encampments on the Richardson property: 1) permission to enter the property, 2) create a clean team of public works and volunteers, 3) give notice if they don't leave, city will come and remove items; comments about the fires and safety for surrounding residents.

Donna LeBlanc asked what is going on with cannabisories and when will there be an update; comments on the Median Safety Improvement Project and where is the money coming from for this project? Don't give raises, hire staff.

On line
Barbara Kraig commented on recent shooting, fires, people stealing packages, businesses locking their doors during business hours; homeless comments.

## COUNCIL COMMENTS

Vice Mayor Dawson thanked Mr. Prebula for report on Republic Services; explore RFP process to see what other services are available and bring back at next council meeting.

Council Member Washington commented that she does listen to public comments; thankful for the comments, there is obvious a disconnect; she will reach out to each one that spoke tonight; sorry so many people are dissatisfied; look forward to discussions she can have individually.

Council Member Pal thanked everyone for their comments; staff tries the best they can; when he receives calls, all he can do is call the proper department; please send your comments to the council; assure you that all of us are committed to the city.

Mayor Hernandez commented that she and the City Manager are the agenda committee; fire on sunset is completely unacceptable; need to make sure there is an ordinance in place for private property; ride along yesterday; we need to do more and we hear you; Travis AFB Brigadier General will be transferring to Washington DC; 9/22 is the Fairfield-Suisun Resource Fair.

Council Member Washington left dais at 7:29 and returned at 7:31pm

## PRESENTATIONS/APPOINTMENTS

*(Presentations, Awards, Proclamations, Appointments).*

5. Appointment of Voting Delegate and Alternate(s) for the League of California Cities 2024 Annual Conference - (Hernandez: ahernandez@suisun.com).

Mayor Hernandez moved to appoint Vice Mayor Dawson as voting delegate and Mayor as alternate and seconded by Council Member Pal. Motion passed by the following vote:

AYES: Dawson, Hernandez, Pal, Shepherd, Washington
NOES: None
ABSENT: None

Council Member Pal left dais due to conflict of interest at 7:37pm.

**PUBLIC HEARING**

13. Council Adoption of Resolution No. 2025-89: Approving Planned Unit Development Application No. PLN-00003 and Site Plan/Architectural Review Application No. PLN-00004 for a Twenty-Unit Multi-Family Residential Project at 400 Main Street (Assessor Parcel Number (APN) 0032-091-220) (Continued from July 15, 2025) - (Kearns: Jkearns@suisun.com).

Principal Planner Kearns presented the project which was continued from July 15th.

Council clarification questions – none

Mayor Hernandez opened the Public Hearing.

Clerk Skinner read email from Noah Rumbaoa who is in favor of the project.

George Burket commented on the square footage of the proposed apartments and the projected rent; need to take care of the homeless issue along the waterfront.

Donna LeBlanc commented that public hearing comments should be allowed more than 3 minutes; commented on the fact that the project met all requirements and could not be denied without legal ramifications; urged the developer to start the project as soon as possible and not let it go 3 or 5 years as others have.

Steve Olry hopes this project sits for 5 years; Suisun does business on how not to do business; does it even have laundry facilities; how dare we compare Alameda with Suisun.

James Berg commented that the project stinks; AB2097 allows for some exemptions to oppose parking minimums; this project will have a negative impact; are you going to do your own research or just listen to staff.

**On line**
Barbara Kraig commented she is not in favor of this development; concerned with the safety of downtown; has a study been done for safety issues.

Lelia Dardon commented we can't even fill vacant housing now, if developer can't get leases before project is built the project will never be built.

There being no further comments Mayor Hernandez closed Public Hearing.

Staff and City Attorney responded to questions.

Continued Council discussion.

**Motion by Vice Mayor Dawson to approve Item #13 seconded by Council Member Shepherd.**
**Motion passed by the following vote:**
**AYES: Dawson, Hernandez, Shepherd**
**NOES: Washington**
**ABSENT: Pal (conflict of interest)**

## CONSENT CALENDAR

*Consent calendar items requiring little or no discussion may be acted upon with one motion.*

6. Council Adoption of Resolution No. 2025-93: Accepting the Fire Department Remodel – Phase 1 Project as Complete, Authorizing the City Manager to Record the Notice of Completion for the Project, and Increase the Project Contingency by $2,645.81 to cover Contract Change Order 1-3 - (Vue: Nvue@suisun.com).
7. Council Adoption of Resolution No 2025-91: Authorize the City Manager to Execute a Multi-Channel Sales Agreement with Ritchie Bros for Two Fire Department Vehicles - (Lopez: Blopez@suisun.com).
8. California Forever Consultant Professional Services Agreements: - (Bermudez: Jbermudez@suisun.com).
    a. Council Adoption of Resolution No. 2025-92: Approving a Professional Services Agreement with Stantec for Planning Engineering Services.
    b. Council Adoption of Resolution No. 2025-93: Approving a Professional Services Agreement with Zanjero AMS for Water-Related Technical, Regulatory and Engineering Services.
9. Council Adoption of Resolution No. 2025-94: Approving a Purchase and Sale Agreement of Real Property Between the City of Suisun City and Harbor Square Holdings LLC - (Bermudez: Jbermudez@suisun.com).
10. Council Adoption of Resolution No. 2025-95: Approving the Solano Express Intercity Transit Funding and Cost-Sharing Agreement - (Prebula: Bprebula@suisun.com).

*Suisun City Council Acting as Successor Agency*

11. Successor Agency Adoption of Resolution No. SA2025-05: Receiving and Approving an Amended Recognized Obligation Payment Schedule 2025-26B (ROPS) for the Period of January 1, 2026 through June 30, 2026 - (Deol: ldeol@suisun.com).

*Joint City Council / Suisun City Council Acting as Successor Agency*

12. Council/Agency Approval of July 2025 Accounts Payable and Payroll Warrants - (Deol: ldeol@suisun.com).

Due to a public disruption there was a recess from 8:32pm to 8:40pm.

Council Member Pal has a conflict with Item #9 and pulled Item #10.

Public Comment
Item 9
Donna LeBlanc read paragraphs from appraisal that will explain why the cost is so low and how we are viewed as a city.

**Motion by Vice Mayor Dawson to approve Consent Calendar Item #9 and seconded by Council Member Shepherd. Motion passed by the following vote:**
**AYES: Dawson, Hernandez, Shepherd, Washington**
**NOES: None**
**ABSENT: Pal (conflict of interest)**

**Motion by Vice Mayor Dawson to approve Consent Calendar Items 6,7,8,11 and 12 and seconded by Council Member Shepherd. Motion passed by the following vote:**

**AYES: Dawson, Hernandez, Pal, Shepherd, Washington**
**NOES: None**
**ABSENT: None**

Item #10
Council Member Pal asked if Solana Transit was the same company that does the micro transit; can they start a school tripper program from the downtown area to the Crescent school?

**Motion by Council Member Pal to approve Consent Calendar Item #10 and seconded by Council Member Shepherd. Motion passed by the following vote:**

**AYES: Dawson, Hernandez, Pal, Shepherd, Washington**
**NOES: None**
**ABSENT: None**

**<u>GENERAL BUSINESS</u>**

14. Approving a Professional Services Agreement with Apex Technology Management, LLC - (Roberts: rroberts@suisun.com)
    a. Council Adoption of Resolution No. 2025-96: Approving a Professional Services Agreement with Apex Technology Management, LLC to Provide Information Technology Support Services for the City of Suisun City;
    b. Council Adoption of Resolution No. 2025-97: Adopting the 2nd Amendment to the Annual Appropriation Resolution No. 2025-64 to Increase the Budget for Network Maintenance Internal Service Fund Contract with Apex Technology Management, LLC.

Mr. Prebula gave a brief background on how this came about.

IT manager Rowland Roberts gave a brief explanation and introduced representative with Apex who presented the report.

Council asked clarification questions.

Public Comment
Donna LeBlanc asked questions on police dispatch and would they be covered if Solano County combined all dispatchers.

Staff responded that it would become a separate contract.

**Motion by Vice Mayor Dawson to approve Item #14 and seconded by Coouncil Member Shepherd. Motion passed by the following vote:**

**AYES: Dawson, Hernandez, Pal, Shepherd, Washington**
**NOES: None**
**ABSENT: None**

**REPORTS: (Informational items only)**

15. Non-Discussion Items.

**ADJOURNMENT**
There being no further business the meeting was adjourned at 9:21 pm.

_____
Anita Skinner, City Clerk

# MINUTES

## REGULAR MEETING OF THE SUISUN CITY COUNCIL, SUISUN CITY COUNCIL ACTING AS SUCCESSOR AGENCY TO THE REDEVELOPMENT AGENCY OF THE CITY OF SUISUN CITY, AND SUISUN CITY HOUSING AUTHORITY

**TUESDAY, SEPTEMBER 2, 2025**

**6:30 PM**

**Suisun City Council Chambers - 701 Civic Center Boulevard - Suisun City, California**

**5:00 P.M. CLOSED SESSION**
**6:30 P.M. REGULAR MEETING**

*MEETINGS ARE HELD IN-PERSON, PUBLIC PARTICIPATION IS ALSO AVAILABLE VIA ZOOM*

*ZOOM MEETING INFORMATION:*
*WEBSITE: https://zoom.us/join*
*MEETING ID: 818 5290 0483*
*CALL IN PHONE NUMBER: (707) 438-1720*

*REMOTE PUBLIC COMMENT IS AVAILABLE FOR THE CITY COUNCIL MEETING BY EMAILING CLERK@SUISUN.COM (PRIOR TO 4 PM), VIA WEBSITE, OR ZOOM CALL IN PHONE NUMBER (707) 438-1720*

*(If attending the meeting via phone press *9 to raise your hand and *6 to unmute/mute for public comment.)*

(Next Ord. No. – 809)
(Next City Council Res. No. 2025 – 98)
Next Suisun City Council Acting as Successor Agency Res. No. SA2025 - 06)
(Next Housing Authority Res. No. HA2025 – 09)

**5:00 P.M CLOSED SESSION**

**CALL TO ORDER** **5:00 pm**
Mayor Hernandez called the meeting to order at 5:00pm.

**ROLL CALL**
PRESENT: Dawson, Hernandez, Pal, Shepherd, Washington
ABSENT: None

**CONFLICT OF INTEREST NOTIFICATION** **NONE**
*(Any items on the closed session agenda that might be a conflict of interest to any Councilmembers / Boardmembers should be identified at this time.)*

**PUBLIC COMMENT CLOSED SESSION**

*(In accordance with Section 54956(a), public comments are limited to items on this closed session agenda, and to no more than 3 minutes unless allowable by the Mayor/Chair. Speaker cards are available on the table near the entry of the meeting room and should be given to the City Clerk. By law, no prolonged discussion or action may be taken on any item raised during the comment period.)*

On Line
Donna LeBlanc asked about the covenant that was placed on 318 Merganser making his senior housing but later removed; if it is going to be senior housing again will the covenant be placed on it again?

**CLOSED SESSION**

Pursuant to California Government Code Section 54950 the Suisun City Council will hold a Closed Session for the Purpose of:

1. CONFERENCE WITH LABOR NEGOTIATOR
   A Closed Session will be held, Pursuant to Government Code Section 54957.6, to Conduct Labor Negotiations among:
   Agency Negotiator: City Manager, Bret Prebula
   Employee Organization:
   SCEA (Suisun City Employees' Association); SCPOA (Suisun City Police Officers Association); SCPFA (Suisun City Professional Firefighters' Association); SCMPEA (Suisun City Management and Professional Employees' Association); Unrepresented Employees; Temporary/Part-Time Employees.

2. CONFERENCE WITH REAL PROPERTY NEGOTIATORS
   Pursuant to Government Code Section 54956.8 Real Property Identified by Assessor's Parcel Number (APN) 0173-010-230, located at 318 Merganser Drive:
   Negotiating Party: City Manager
   Subject: Price and Terms of Payment
   Parties Negotiation with: Ted Caldwell of Casa De Suisun

3. CONFERENCE WITH LEGAL COUNSEL - EXISTING NEGOTIATION
   Pursuant to Government Code Section (Paragraph (1) of subdivision (d) of Government Code Section 54956.9).
   Name of Case: PLAINTIFFS PW FUND B DVELOPMENT. LLC AND BUZZ OATES CONSTRUCTION, INC., V. DEFENDANTS SOLANO COUNTY AIRPORT LAND USE COMMISSION, COUNTY OF SOLANO, SOLANOT DEPARTMET OF RESOURCE MANAGEMENT, AND REAL PARTY IN INTEREST CITY OF SUISUN CITY. FILED IN SUPRERIOR COURT OF COUNTY OF SOLANO, CASE NUMBER CU24-07026.

**RECESS TO CLOSED SESSION (City Manager Conference Room, City Hall) 5:04 pm**

Council entered into closed session at 5:04pm.

**6:30 RECONVENE OPEN SESSION**

**CALL TO ORDER 6:36pm**

Mayor Hernandez called the meeting to order at 6:36pm.

**ROLL CALL**

PRESENT: Dawson, Hernandez, Pal, Shepherd, Washington
ABSENT: None

**PLEDGE OF ALLEGIANCE**
Led by Council Member Pal.

**INVOCATION**
Given by Clerk Skinner.

**CLOSED SESSION REPORT None**
Announcement of Actions Taken, if any in Closed Session.

**APPROVAL OF REORDERING OF AGENDA**
Council Member Washington moved to have Item #9 after Public Comment and seconded by Vice Mayor Dawson. Motion passed unanimously.

**CONFLICT OF INTEREST NOTIFICATION None**
*(Any items on the regular meeting agenda that might be a conflict of interest to any Councilmembers / Boardmembers should be identified at this time.)*

**REPORTS (Informational items only.)**

4. City Manager Update - (Prebula: bprebula@suisun.com).

Acting City Manager Deol had no report.

5. City Attorney Report - (Enright).

Mr. Enright reported that the RPM Commission would be reviewing their norms and procedures and the Planning Commission on 9/23. The Entertainment Zone would be on the 10/16 agenda.

**PUBLIC COMMENT**
*(Request by citizens to discuss any matter under our jurisdiction other than an item posted on this agenda per California Government Code §54954.3. Comments are limited to no more than 3 minutes unless allowable by the Mayor/Chair. Speaker cards are available on the table near the entry of the meeting room and should be given to the City Clerk. By law, no prolonged discussion or action may be taken on any item raised during the public comment period, although informational answers to questions may be given and matters may be referred for placement on a future agenda.)*

Barbara Kraig spoke on concerned citizens regarding safety in old town; must have enforcement; increase in the number of encampments, fires and shootings; businesses have left area and other businesses keep doors locked during operating hours; these are not new issues; asking for help.

Don Lipary comments on Collinsville ship building.

Yakub Farrakhan spoke on Facebook post that referenced violence against council members; gave city manager bonus after $40K employee party; stolen carts from Raleys; got rid of RPMA commissioner; waited until garbage strike happened before taking any action.

Steve Olry addressed social media comments and threat to someone's family; Gentry property encampments look like a carnival with circus tents; city is exposing us to liability; need to find money to resolve these issues; city is a receptacle for Solano County jail releasees.

Chuck Phillips commented at the last meeting he was very upset with code enforcement, mayor, city manager, people on boards that are supposed to look after these environmental issues; junk in yards, homes with broken windows; urged residents to write to congressman; city needs to bring in revenue.

Donna LeBlanc upset with threat comments, at no time is it appropriate to threaten anyone or put their names and addresses in public; comments about the crosswalk at Crane and Pintail by Dan O Root school and what will it take to get improvements done.

George Burket wanted to make residents aware of physical contact by an individual against him at the last meeting and glad we have police presence tonight; loud music at plaza has not done anything, piers have been taken over as encampments.

Tom Scholl a 79yo resident who has lived here 76 yrs; didn't like what was said at last meeting; we don't care what committee meetings or conventions you go to, we want you to be our council members and improve our city; cast aside everything, don't go anywhere, be here for our people, we raised sales taxes, there should be no pay raises for anyone.

Kat King spoke on employee longevity pay, matching hours for holiday. It's important to remember that management succeeds because employees succeed. Investing in employees is an investment in the success of the city itself.

Ruth Forney, along with a group of residents, commented everyone is entitled to their opinions, we don't always agree with decisions but it
does not rise to the level of recall, we stand with you and support the council; do not support the recall; keep moving our city forward.

Verbal confrontation between two residents - five minute recess 7:11pm – 7:16pm

GENERAL BUSINESS

9. Discussion and Direction on Strike Concessions and Progression Forward with Solid Waste Services - (Vue: Nvue@suisun.com).

Management Analyst Amanda Dum presented the report.

Republic Services Representatives Sean Peloquin and Gina Vasquez spoke on the strike and how to move forward.

Council asked clarifying questions.

PUBLIC COMMENTS

Donna LeBlanc spoke on the strike concession options; if changes are made and additional benefits added will the current Prop 218 stop and a new one start?

Michelle Chavez thanked Republic Services for being here; likes the idea of RFP's just to see what else is out there; street sweeping comments about now getting to edge of curb; concerns about fixed income residents.

Ruth Forney asked if we are we unhappy with Republic services or is this just because of the strike; not understanding why we are looking at an RFP at this time; take the discounts and move on.

Melinda Lopez supports Republic Services and their employees

John Harter commented that in some areas of downtown only one side of the street is swept as cars park on one side; can it be alternate parking so both sides get done.

Steve Olry sees Republic Services trying to work in good faith; supports them.

Amanda Dum, RS, Director Vue and City Attorney responded to questions

**Motion by Vice Mayor Dawson and seconded by Council Member Shepherd so that discussion can be held.**

After continued Council discussion consensus to bring back formal responses on 9/16 and direction at that time for a formal recommendation for an RFP.

**PRESENTATIONS/APPOINTMENTS** None
*(Presentations, Awards, Proclamations, Appointments).*

**CONSENT CALENDAR**
*Consent calendar items requiring little or no discussion may be acted upon with one motion.*

6. Council Adoption of Resolution No. 2025-98: Authorizing the Purchase of Installation Services from J.B. Steel, LLC. (Vue - Nvue@suisun.com)
7. Authorization to Update the Schedule of Salary and Benefits for Unrepresented and Executive Management Employees and the Citywide Salary Schedule by Approving the Following Resolutions - (Penland: Cpenland@suisun.com):
    a. Council Adoption of Resolution No. 2025-___: Updating the Schedule of Salary and Benefits for Unrepresented and Executive Management Employees, effective September 2, 2025.
    b. Council Adoption of Resolution No. 2025-99: Updating the Citywide Salary Schedule, Effective September 2, 2025, to Establish the Classifications of Information Technology Director and Human Resources Director within the Executive Management Tier 1 Salary Band.
    c. Council Adoption of Resolution No. 2025-___: Updating the Citywide Salary Schedule, Effective September 26, 2025, to Implement the Market Adjustments Approved in the Executive Management Plan.

**Motion by Council Member Pal to approve Consent Calendar Item #6 and seconded by Council Member Shepherd. Motion passed by the following vote:**

**AYES: Dawson, Hernandez, Pal, Shepherd, Washington**
**NOES: None**
**ABSENT: None**

City Attorney Enright stated that Council was only voting on Item 7b tonight and Items 7a and 7c will be brought back on 9/16.

**Motion by Council Member Shepherd to approve Consent Calendar 7b and seconded by Council Member Pal. Motion passed by the following vote:**

**AYES: Dawson, Hernandez, Pal, Shepherd, Washington**
**NOES: None**
**ABSENT: None**

**PUBLIC HEARING**
NONE

**GENERAL BUSINESS**

8. Discussion and Direction Regarding a Mass Notification System to Enhance Communitywide Alert and Warning Capabilities - (Lopez: Blopez@suisun.com).

Fire Chief Lopez presented the report. Introduced Robin Rains, Emergency Services Manager with Solano County Emergency Services. She spoke about the upcoming Emergency Services Preparedness Fair on 10/4 and answered council questions.

PUBLIC COMMENTS
Steve Olry commented council is making this too complicated; one distinctive sound.

On line
John said to just send emoji.

Further council discussion taking note about opportunities to highlight Know Your Zone, or additional warning systems and how to sign up for alerts through our PR team.

**COUNCIL COMMENTS** None

**REPORTS: (Informational items only)**

10. Non-Discussion Items.

**ADJOURNMENT 9:07pm**
There being no further business the meeting was adjourned at 9:07pm.

_____
Anita Skinner, City Clerk

THIS PAGE INTENTIONALLY LEFT BLANK

**AGENDA ITEM NO. 18.**

**AGENDA TRANSMITTAL**

**MEETING DATE:** September 16, 2025

---

**AGENDA ITEM:** Council/Agency Approval of August 2025 Accounts Payable and Payroll Warrants.

---

**FISCAL IMPACT:** Total expenditure for all funds is $5,353,064.73.

---

**STRATEGIC PLAN:** Provide Good Governance, Section 4.1 – Review and update required planning and financial documents as needed. Ensure Fiscal Solvency.

---

**BACKGROUND:**
California Code Section 37208 states that budgeted payrolls and demands paid by warrants or checks may be presented to the legislative body for ratification and approval.

**CHAPTER 4. Financial Powers [37201 - 37210]**

*(Chapter 4 added by Stats. 1949, Ch. 79.)*

**37208.**

(a) Payroll warrants or checks need not be audited by the legislative body prior to payment. Payrolls shall be presented to the legislative body for ratification and approval at the first meeting after delivery of the payroll warrants or checks.

(b) Warrants or checks drawn in payment of demands certified or approved by the city clerk as conforming to a budget approved by ordinance or resolution of the legislative body need not be audited by the legislative body prior to payment.

(c) Notwithstanding subdivisions (a) and (b), budgeted payrolls and demands paid by warrants or checks may be presented to the legislative body for ratification and approval in the form of an audited comprehensive annual financial report.

*(Amended by Stats. 1986, Ch. 982, Sec. 14.)*

---

**STAFF REPORT:**
Attached for City Council review and approval are the following:

**Payroll:**

| | | |
|---|---|---|
| August | Checks # 22600 - 22643 | $26,876.08 |
| | Direct Deposits (08/08/25) | $404,776.10 |
| | Direct Deposits (08/22/25) | $382,946.22 |
| | Total Payroll | **$814,598.40** |

**Accounts Payable:**

| | | |
|---|---|---|
| Dated 8/1/25 – 8/31/25 | Total Accounts Payables | $4,538,466.33 |

**TOTAL AMOUNT** **$5,353,064.73**

---

**STAFF RECOMMENDATION:** It is recommended that the City Council approve accounts payable, payroll and payroll vendor checks for August 2025.

---

**DOCUMENTS ATTACHED:**
1. August 2025 Payroll Warrants Register
2. August 2025 Accounts Payable Warrants Register

---

**PREPARED BY:** Lakhwinder Deol, Finance Director
**REVIEWED BY:** Bret Prebula, City Manager
**APPROVED BY:** Bret Prebula, City Manager

---

**ATTACHMENTS:**
1. August 2025 Payroll Register.pdf
2. August 2025 Accounts Payables.pdf

.

# *FINANCE DEPARTMENT*

*City of Suisun City, 701 Civic Center Blvd, Suisun, CA 94585*
*Telephone (707) 421-7328 Fax (707) 421-7364*

## *MEMORANDUM*

---

| | |
|---|---|
| Date: | August 28, 2025 |
| To: | Honorable Mayor and City Council Members |
| Prepared By: | Diana Littles, Accounting Technician |
| Approved By: | Lakhwinder Deol, Finance Director |
| RE: | Payroll Checks for **August 2025** |

| | | | |
|---|---|---|---|
| Payroll: | Checks | 22600 - 22643 | $26,876.08 |
| | Direct Deposit | 08//2025 | $404,776.10 |
| | Direct Deposit | 08/22/2025 | $382,946.22 |

**Total Payroll** **$814,598.40**

CITY OF SUISUN CITY
DIRECT DEPOSIT FOR COUNCIL



| Emp ID | Name | Deducted Last Posting | Deduction Amt. Per Pay Period |
|---|---|---|---|
| ABD01 | SHARIF S ABDELAZIZ | 3287.03 | .00 |
| ALE01 | HALEY C ALEXANDER | 5544.22 | .00 |
| ALL01 | RYAN D ALLEN | 2002.91 | .00 |
| ALV01 | SANTINO A ALVAREZ | 625.20 | .00 |
| BAR05 | HILO BARAJAS | 1895.55 | .00 |
| BER03 | JIM BERMUDEZ | 5892.05 | .00 |
| | | 500.00 | 500.00 |
| BLO01 | DELBERT R BLOCK JR | 1871.66 | .00 |
| BRA05 | JASON C BRASSFIELD | 8221.78 | .00 |
| BRY02 | JOHN E. BRYAN | 5504.78 | .00 |
| CAM02 | TYLER J CAMIGI | 3074.48 | .00 |
| CAN02 | ALVIN J CANGCO | 3639.69 | .00 |
| CAP01 | RICKY CAPERTON | 4722.50 | .00 |
| CAR06 | LISA A. CARLOCK | 4379.76 | .00 |
| CAR08 | MARK S CARDINALLI | 3632.59 | .00 |
| CHO01 | CHIN C CHOU | 258.58 | .00 |
| CLA01 | TRENTON J CLARK | 756.28 | .00 |
| COL01 | JOSE L COLIN | 3398.05 | .00 |
| COL02 | JAMIR R COLLINS | 299.21 | .00 |
| COL03 | TAYLOR COLLINS | 2261.32 | .00 |
| CON05 | TIFFANY N CONAMA | 1952.38 | .00 |
| | | 1000.00 | 1000.00 |
| CON06 | MICHAEL CONTY | 1659.52 | .00 |
| COO01 | BRANDI COOK | 2762.77 | .00 |
| COR02 | JUAN M. CORTEZ | 2462.78 | .00 |
| COR03 | SHERRI L. CORRALES | 1807.64 | .00 |
| COR05 | CRISTIAN A CORTES | 655.08 | .00 |
| DAN01 | ROBERTA J. DANIEL | 2073.58 | .00 |
| | | 500.00 | 500.00 |
| DAN02 | JOSHUA S DANNER | 5207.96 | .00 |
| DAW02 | JENALEE M DAWSON | 901.47 | .00 |
| DEL03 | MARIBEL DE LA CRUZ | 2747.77 | .00 |
| | | 150.00 | 150.00 |
| DEM03 | RYAN A DEMELLO | 4678.49 | .00 |
| DEO01 | LAKHWINDER K DEOL | 5158.01 | .00 |
| | | 100.00 | 100.00 |
| DIA01 | NAPOLEON W. DIAZ II | 2477.48 | .00 |
| DOO01 | CHRISTOPHER J DOOLEY | 4867.96 | .00 |
| DOW01 | JEFFREY D DOWNEY | 2709.48 | .00 |
| DUC01 | JUSTIN M DUCHSCHER | 4965.20 | .00 |
| DUM01 | AMANDA DUM | 2789.96 | .00 |
| | | 100.00 | 100.00 |
| | | 75.00 | 75.00 |
| DUM02 | GIZELLE ANNE DUMALAG | 1842.28 | .00 |
| ELM01 | MICHAEL L ELM | 1998.95 | .00 |
| ESC04 | NICHOLAS J ESCOBEDO | 2018.74 | .00 |
| ESP00 | RYAN J ESPARZA | 5545.26 | .00 |
| ESP02 | TRISTAN M ESPERANZA-IB | 273.95 | .00 |
| FAR01 | ANDREW L FARRELL | 2044.70 | .00 |
| FIE01 | ALEXANDER FIERRO | 3156.10 | .00 |
| FLO00 | AISHA FLORES | 3743.33 | .00 |
| FLO02 | GLADIS FLORES | 349.08 | .00 |
| FRI01 | MARYFLOR FRIAS RICO | 365.71 | .00 |
| GAL04 | NOE GALLEGOS-ARE | 3492.72 | .00 |
| GAT01 | JOSEPH J GATMEN | 2862.54 | .00 |
| GEL01 | GEMMA V. GELUZ | 2265.40 | .00 |
| GOL03 | JASON R GOLTIAO | 3619.39 | .00 |
| HEA01 | DANIEL J. HEALY | 7235.73 | .00 |
| HEI03 | SCOTT J HEINE | 5731.08 | .00 |
| HEL01 | JACOB T HELTON | 4625.40 | .00 |
| HEN02 | JEFF T. HENDERSON | 5766.64 | .00 |
| HER00 | ALMA R HERNANDEZ | 312.10 | .00 |
| HER01 | JAMES A. HERROD | 3645.80 | .00 |
| HUL01 | JANET HULL | 2857.94 | .00 |
| | | 100.00 | 100.00 |
| | | 1000.00 | 1000.00 |
| | | 500.00 | 500.00 |
| JAC01 | TRISTAN K JACKSON | 580.73 | .00 |
| JON03 | JANINE S JONES | 585.13 | .00 |
| KEA02 | JOHN T. KEARNS | 4124.08 | .00 |
| KEG01 | ANDREW D KEGLE | 4820.57 | .00 |
| KEN02 | AMBER M. KENT | 4338.66 | .00 |
| KEN03 | EMILY M KENT | 2087.91 | .00 |
| KHA01 | FRANKIE KHANTIGNA | 4308.22 | .00 |
| KIN00 | CAMRYN R KING | 2864.76 | .00 |
| KIN02 | KATHLEEN S KING | 2131.35 | .00 |
| KOS01 | ABIGAYLE J KOSTA | 249.68 | .00 |
| LAZ00 | JULIA M LAZARO | 4113.74 | .00 |
| | | 1600.00 | 1600.00 |
| LEE06 | RACHEL C LEE | 1554.84 | .00 |
| LEH01 | HOANG D LE | 3002.17 | .00 |
| LEM01 | AARON P LEMING | 3773.17 | .00 |
| LET01 | THOMAS LETTERMAN | 2671.00 | .00 |
| | | 861.08 | .00 |
| LIN02 | SOLANGE LINCOLN-BERR | 320.11 | .00 |
| LIT01 | DIANA A. LITTLES | 2378.45 | .00 |
| | | 75.00 | 75.00 |
| LOM01 | TIFFANEY LOMBARD | 4006.46 | .00 |
| LOP00 | BELTHZABEL LOPEZ-DE LOA | 2111.56 | .00 |
| LOP03 | BRAD L LOPEZ | 4676.31 | .00 |
| LOP04 | VANESSA A LOPEZ | 420.26 | .00 |
| LOP05 | CHRISTIAN G LOPEZ | 2075.50 | .00 |
| LOZ01 | NICODEMUS G LOZANO | 3189.48 | .00 |
| LUJ01 | CHRISTOPHER J LUJAN | 4637.46 | .00 |
| LUN01 | ELIZABETH N. LUNA | 3454.13 | .00 |

| Emp ID | Name | Deducted Last Posting | Deduction Amt. Per Pay Period |
|---|---|---|---|
| | | 50.00 | 50.00 |
| | | 100.00 | 100.00 |
| MAL01 | BRIANA KELLE A MALALUAN | 1491.67 | .00 |
| | | 372.92 | .00 |
| MAR03 | SHERRON L. MARTIN | 1456.79 | .00 |
| | | 500.00 | 500.00 |
| | | 50.00 | 50.00 |
| MAR15 | DEAN R MARTIN | 6809.40 | .00 |
| MAR18 | BRIANNA D MARQUITZ | 2508.73 | .00 |
| MCH01 | HAYLEY J MCHENRY | 1438.62 | .00 |
| | | 616.55 | .00 |
| MCN02 | RONETT MCNARY | 1016.93 | .00 |
| MER01 | GLORIA MERCADO-MART | 2047.43 | .00 |
| MOR01 | MARVIN J MORA | 2989.84 | .00 |
| MOR07 | RACHEL MORRIS | 2063.64 | .00 |
| MUR00 | HAYLEY A MURPHY | 1644.18 | .00 |
| NAS01 | ASHLEY A NASH | 2234.09 | .00 |
| NAV00 | MIKAYLA R NAVARRO | 596.50 | .00 |
| NER01 | SIGFRED D NERI | 5011.42 | .00 |
| NIC01 | WILLIE J NICKSON III | 700.43 | .00 |
| OLS02 | JAMES C OLSEN | 1924.75 | .00 |
| ORT03 | JOSE O ORTIZ GARCIA | 1624.97 | .00 |
| PAN01 | FERNANDO J PANTOJA | 1284.51 | .00 |
| PEC01 | LUIS PECH | 1666.00 | .00 |
| PEN01 | CHRISTINA Y PENLAND | 2587.59 | .00 |
| | | 1000.00 | 1000.00 |
| | | 125.00 | 125.00 |
| | | 250.00 | 250.00 |
| PER04 | MICHAEL W PERGAMIT | 1927.41 | .00 |
| POC01 | DONNA J. POCK | 1802.48 | 1802.48 |
| | | 325.00 | 325.00 |
| PON02 | TRISTAN A PONGRUJAPORN | 3126.01 | .00 |
| POR01 | TAI R PORTER | 812.26 | .00 |
| PRE01 | BRET T PREBULA | 7176.43 | .00 |
| PRI01 | CLAUDERICK M PRIEST | 1970.17 | .00 |
| PRI03 | RAESHAUN D PRIEST | 415.57 | .00 |
| RAN01 | ADRIANNA C RANSOM | 585.01 | .00 |
| REN01 | GREG M RENUCCI | 5157.75 | .00 |
| RIV03 | LUIS R RIVERA | 2825.58 | .00 |
| ROB00 | KARA C ROBINSON | 3303.53 | .00 |
| ROB03 | ROWLAND H. ROBERTS | 3499.37 | .00 |
| ROB05 | JUAN D ROBLES CASTI | 1926.77 | .00 |
| ROM03 | MARIA L ROMERO | 2167.65 | .00 |
| ROT01 | AARON C ROTH | 6303.12 | .00 |
| SAE02 | MOHAMED SAEED | 634.54 | .00 |
| SAG01 | ANNE SAGAMI | 4339.90 | .00 |
| SAL03 | TEVITA VAEA P SALT | 1954.53 | .00 |
| SAL06 | BEYONCE O SALCEDA | 735.85 | .00 |
| SAL08 | KRISTINE SALCEDA | 628.94 | .00 |
| SAM02 | JERAMY J. SAMO | 2368.28 | .00 |
| SAN09 | ASHLEY D SANTOS | 291.04 | .00 |
| SCR01 | MARINA H SCRIVNER | 595.33 | .00 |
| SEL01 | KAYLEY E SELBY | 2886.61 | .00 |
| SHE02 | PARISE S SHEPHERD | 275.16 | .00 |
| SHI01 | HARRISON SHING-CHUN | 3901.86 | .00 |
| SIF01 | JONATHAN SIFUENTES | 2297.17 | .00 |
| SIL01 | BRAYAN O SILVA ZAMORA | 2052.29 | .00 |
| SIN01 | JUSTEEN K SINGLEY | 1882.20 | .00 |
| SKI02 | ANITA L SKINNER | 303.09 | .00 |
| SOT02 | FRANCISCO J SOTO-POMEROY | 4712.72 | .00 |
| SZM02 | ROBERT SZMURLO | 2217.69 | .00 |
| TAT01 | MONICA L TATNEY-MORRI | 332.46 | .00 |
| TAY02 | AMIA C TAYLOR | 149.61 | .00 |
| TEW01 | VINAY P TEWARI | 190.08 | .00 |
| TOD02 | KATIE A TODD | 2033.36 | .00 |
| VAL01 | JASON D VALDE | 2817.12 | .00 |
| VAN00 | CHAO C VANG | 1932.87 | .00 |
| VAN01 | JASON S VANDER MEER | 3084.46 | .00 |
| VER02 | ERIC VERA | 3693.53 | .00 |
| VIL01 | TREVOR A VILLANUEVA | 728.27 | .00 |
| VUE01 | NOUAE A VUE | 5285.15 | .00 |
| WAD01 | ANEKKA S WADDELL | 2028.46 | .00 |
| WAL01 | JANELLE A WALTHOUR | 241.04 | .00 |
| WAS02 | PRINCESS K WASHINGTON | 937.21 | .00 |
| WHI07 | RYAN L WHITE | 3046.93 | .00 |
| YAN01 | GE H YANG | 2075.45 | .00 |
| ZAR01 | ERNESTO Z ZARAGOZA | 4422.20 | .00 |
| ZUN02 | MICHELLE E. ZUNINO | 2279.81 | .00 |
| Sub-Total: | | 404776.10 | |
| Grn-Total: | | 404776.10 | |
| Count: 173 | | | |

| Emp ID | Name | Deducted Last Posting | Deduction Amt. Per Pay Period |
|---|---|---|---|
| ABD01 | SHARIF S ABDELAZIZ | 3277.41 | .00 |
| ALE01 | HALEY C ALEXANDER | 6129.00 | .00 |
| ALL01 | RYAN D ALLEN | 2163.46 | .00 |
| ALV01 | SANTINO A ALVAREZ | 707.71 | .00 |
| BAR05 | HILO BARAJAS | 2055.54 | .00 |
| BER03 | JIM BERMUDEZ | 5892.05 | .00 |
| | | 500.00 | 500.00 |
| BLO01 | DELBERT R BLOCK JR | 1944.19 | .00 |
| BRA05 | JASON C BRASSFIELD | 4462.14 | .00 |
| BRY02 | JOHN E. BRYAN | 4478.60 | .00 |
| CAM02 | TYLER J CAMIGI | 3331.35 | .00 |
| CAN02 | ALVIN J CANGCO | 3971.55 | .00 |
| CAP01 | RICKY CAPERTON | 4634.35 | .00 |
| CAR06 | LISA A. CARLOCK | 4379.76 | .00 |
| CAR08 | MARK S CARDINALLI | 2928.86 | .00 |
| CHO01 | CHIN C CHOU | 129.29 | .00 |
| CLA01 | TRENTON J CLARK | 675.17 | .00 |
| COL01 | JOSE L COLIN | 3398.05 | .00 |
| COL02 | JAMIR R COLLINS | 498.69 | .00 |
| COL03 | TAYLOR COLLINS | 2185.40 | .00 |
| CON05 | TIFFANY N CONAMA | 1952.38 | .00 |
| | | 1000.00 | 1000.00 |
| CON06 | MICHAEL CONTY | 1659.52 | .00 |
| COO01 | BRANDI COOK | 2762.77 | .00 |
| COR02 | JUAN M. CORTEZ | 2465.93 | .00 |
| COR03 | SHERRI L. CORRALES | 1725.77 | .00 |
| COR05 | CRISTIAN A CORTES | 423.88 | .00 |
| DAN01 | ROBERTA J. DANIEL | 2073.58 | .00 |
| | | 500.00 | 500.00 |
| DAN02 | JOSHUA S DANNER | 5035.53 | .00 |
| DAW02 | JENALEE M DAWSON | 987.20 | .00 |
| DEL03 | MARIBEL DE LA CRUZ | 2747.77 | .00 |
| | | 150.00 | 150.00 |
| DEM03 | RYAN A DEMELLO | 4788.15 | .00 |
| DEO01 | LAKHWINDER K DEOL | 5158.01 | .00 |
| | | 100.00 | 100.00 |
| DIA01 | NAPOLEON W. DIAZ II | 2490.20 | .00 |
| DOO01 | CHRISTOPHER J DOOLEY | 3736.79 | .00 |
| DOW01 | JEFFREY D DOWNEY | 2709.48 | .00 |
| DUC01 | JUSTIN M DUCHSCHER | 3387.33 | .00 |
| DUM01 | AMANDA DUM | 2789.97 | .00 |
| | | 100.00 | 100.00 |
| | | 75.00 | 75.00 |
| DUM02 | GIZELLE ANNE DUMALAG | 1929.85 | .00 |
| ELM01 | MICHAEL L ELM | 1998.95 | .00 |
| ESC04 | NICHOLAS J ESCOBEDO | 2018.74 | .00 |
| ESP00 | RYAN J ESPARZA | 4476.01 | .00 |
| ESP02 | TRISTAN M ESPERANZA-IB | 829.66 | .00 |
| FAR01 | ANDREW L FARRELL | 2750.14 | .00 |
| FIE01 | ALEXANDER FIERRO | 3096.08 | .00 |
| FLO00 | AISHA FLORES | 4023.11 | .00 |
| FLO02 | GLADIS FLORES | 216.10 | .00 |
| GAL04 | NOE GALLEGOS-ARE | 3360.73 | .00 |
| GAT01 | JOSEPH J GATMEN | 2862.54 | .00 |
| GEL01 | GEMMA V. GELUZ | 1224.24 | .00 |
| GOL03 | JASON R GOLTIAO | 3619.39 | .00 |
| HAT01 | KAREN S. HATTEN | 341.11 | .00 |
| HEA01 | DANIEL J. HEALY | 7142.25 | .00 |
| HEI03 | SCOTT J HEINE | 3956.24 | .00 |
| HEL01 | JACOB T HELTON | 1883.84 | .00 |
| HEN02 | JEFF T. HENDERSON | 5027.18 | .00 |
| HER00 | ALMA R HERNANDEZ | 410.65 | .00 |
| HER01 | JAMES A. HERROD | 3645.80 | .00 |
| HUL01 | JANET HULL | 2857.94 | .00 |
| | | 100.00 | 100.00 |
| | | 1000.00 | 1000.00 |
| | | 500.00 | 500.00 |
| JAC01 | TRISTAN K JACKSON | 838.04 | .00 |
| KEA02 | JOHN T. KEARNS | 4124.08 | .00 |
| KEG01 | ANDREW D KEGLE | 3065.32 | .00 |
| KEN02 | AMBER M. KENT | 5178.65 | .00 |
| KEN03 | EMILY M KENT | 2087.91 | .00 |
| KHA01 | FRANKIE KHANTIGNA | 5156.83 | .00 |
| KIN00 | CAMRYN R KING | 2968.03 | .00 |
| KIN02 | KATHLEEN S KING | 2178.01 | .00 |
| KOS01 | ABIGAYLE J KOSTA | 695.68 | .00 |
| LAZ00 | JULIA M LAZARO | 2140.57 | .00 |
| | | 1600.00 | 1600.00 |
| LEE06 | RACHEL C LEE | 1554.84 | .00 |
| LEH01 | HOANG D LE | 2655.84 | .00 |
| LEM01 | AARON P LEMING | 3223.87 | .00 |
| LET01 | THOMAS LETTERMAN | 2812.12 | .00 |
| | | 908.12 | .00 |
| LIN02 | SOLANGE LINCOLN-BERR | 846.41 | .00 |
| LIT01 | DIANA A. LITTLES | 2581.42 | .00 |
| | | 75.00 | 75.00 |
| LOM01 | TIFFANEY LOMBARD | 3061.44 | .00 |
| LOP00 | BELTHZABEL LOPEZ-DE LOA | 2112.48 | .00 |
| LOP03 | BRAD L LOPEZ | 4676.31 | .00 |
| LOP04 | VANESSA A LOPEZ | 1025.42 | .00 |
| LOP05 | CHRISTIAN G LOPEZ | 2108.53 | .00 |
| LOZ01 | NICODEMUS G LOZANO | 3189.48 | .00 |
| LUJ01 | CHRISTOPHER J LUJAN | 4531.40 | .00 |
| LUN01 | ELIZABETH N. LUNA | 3454.13 | .00 |
| | | 50.00 | 50.00 |

| Emp ID | Name | Deducted Last Posting | Deduction Amt. Per Pay Period |
|---|---|---|---|
| | | 100.00 | 100.00 |
| MAL01 | BRIANA KELLE A MALALUAN | 1491.67 | .00 |
| | | 372.92 | .00 |
| MAR03 | SHERRON L. MARTIN | 1456.79 | .00 |
| | | 500.00 | 500.00 |
| | | 50.00 | 50.00 |
| MAR15 | DEAN R MARTIN | 2136.82 | .00 |
| MAR18 | BRIANNA D MARQUITZ | 2404.50 | .00 |
| MCH01 | HAYLEY J MCHENRY | 1634.15 | .00 |
| | | 700.35 | .00 |
| MCN02 | RONETT MCNARY | 1027.72 | .00 |
| MER01 | GLORIA MERCADO-MART | 1782.22 | .00 |
| MOR01 | MARVIN J MORA | 2989.84 | .00 |
| MOR07 | RACHEL MORRIS | 2063.64 | .00 |
| MUR00 | HAYLEY A MURPHY | 2077.71 | .00 |
| NAS01 | ASHLEY A NASH | 2184.84 | .00 |
| NAV00 | MIKAYLA R NAVARRO | 352.78 | .00 |
| NER01 | SIGFRED D NERI | 3641.19 | .00 |
| NIC01 | WILLIE J NICKSON III | 324.15 | .00 |
| OLS02 | JAMES C OLSEN | 859.95 | .00 |
| ORE01 | NIKKI C O'REILLY | 477.91 | .00 |
| ORT03 | JOSE O ORTIZ GARCIA | 1690.75 | .00 |
| PAL01 | AMIT PAL | 98.55 | .00 |
| PAN01 | FERNANDO J PANTOJA | 1418.32 | .00 |
| PEC01 | LUIS PECH | 1666.00 | .00 |
| PEN01 | CHRISTINA Y PENLAND | 2587.59 | .00 |
| | | 1000.00 | 1000.00 |
| | | 125.00 | 125.00 |
| | | 250.00 | 250.00 |
| PER04 | MICHAEL W PERGAMIT | 1927.42 | .00 |
| PIC02 | KAILEY I PICKERING | 899.94 | .00 |
| POC01 | DONNA J. POCK | 1802.48 | 1802.48 |
| | | 325.00 | 325.00 |
| PON02 | TRISTAN A PONGRUJAPORN | 836.96 | .00 |
| POR01 | TAI R PORTER | 1154.55 | .00 |
| PRE01 | BRET T PREBULA | 7176.43 | .00 |
| PRI01 | CLAUDERICK M PRIEST | 1981.98 | .00 |
| PRI03 | RAESHAUN D PRIEST | 610.27 | .00 |
| RAN01 | ADRIANNA C RANSOM | 853.11 | .00 |
| REN01 | GREG M RENUCCI | 4774.40 | .00 |
| RIV03 | LUIS R RIVERA | 2825.58 | .00 |
| ROB00 | KARA C ROBINSON | 4184.24 | .00 |
| ROB03 | ROWLAND H. ROBERTS | 3499.37 | .00 |
| ROB05 | JUAN D ROBLES CASTI | 1926.77 | .00 |
| ROM03 | MARIA L ROMERO | 2099.04 | .00 |
| ROT01 | AARON C ROTH | 6303.12 | .00 |
| SAE02 | MOHAMED SAEED | 505.09 | .00 |
| SAG01 | ANNE SAGAMI | 3188.21 | .00 |
| SAL03 | TEVITA VAEA P SALT | 1954.52 | .00 |
| SAL06 | BEYONCE O SALCEDA | 557.70 | .00 |
| SAL08 | KRISTINE SALCEDA | 448.82 | .00 |
| SAM02 | JERAMY J. SAMO | 2377.74 | .00 |
| SAN09 | ASHLEY D SANTOS | 727.61 | .00 |
| SCR01 | MARINA H SCRIVNER | 332.46 | .00 |
| SEL01 | KAYLEY E SELBY | 2886.61 | .00 |
| SHE02 | PARISE S SHEPHERD | 373.72 | .00 |
| SHI01 | HARRISON SHING-CHUN | 4795.06 | .00 |
| SIF01 | JONATHAN SIFUENTES | 2297.17 | .00 |
| SIL01 | BRAYAN O SILVA ZAMORA | 4698.21 | .00 |
| SIN01 | JUSTEEN K SINGLEY | 1882.20 | .00 |
| SKI02 | ANITA L SKINNER | 303.09 | .00 |
| SOT02 | FRANCISCO J SOTO-POMEROY | 3934.96 | .00 |
| SZM02 | ROBERT SZMURLO | 1402.65 | .00 |
| TAT01 | MONICA L TATNEY-MORRI | 432.19 | .00 |
| TAY02 | AMIA C TAYLOR | 216.10 | .00 |
| TEW01 | VINAY P TEWARI | 190.08 | .00 |
| TKA01 | OLIVIA F TKACZ | 831.86 | .00 |
| TOD02 | KATIE A TODD | 1976.76 | .00 |
| VAL01 | JASON D VALDE | 2426.04 | .00 |
| VAN00 | CHAO C VANG | 1932.87 | .00 |
| VAN01 | JASON S VANDER MEER | 2299.30 | .00 |
| VER02 | ERIC VERA | 3693.54 | .00 |
| VIL01 | TREVOR A VILLANUEVA | 870.87 | .00 |
| VUE01 | NOUAE A VUE | 5285.15 | .00 |
| WAD01 | ANEKKA S WADDELL | 2326.88 | .00 |
| WAL01 | JANELLE A WALTHOUR | 602.81 | .00 |
| WAS02 | PRINCESS K WASHINGTON | 1114.31 | .00 |
| WHA01 | JUDE WHALEY | 397.76 | .00 |
| WOO02 | APRIL E WOODEN | 2119.32 | .00 |
| YAN01 | GE H YANG | 2075.46 | .00 |
| ZAR01 | ERNESTO Z ZARAGOZA | 3826.80 | .00 |
| ZUN02 | MICHELLE E. ZUNINO | 2283.97 | .00 |
| Sub-Total: | | 382946.22 | |
| Grn-Total: | | 382946.22 | |
| Count: 177 | | | |

| Check Number | Sequence Number | Check Date | Employee ID | Employee Name | Gross Amount | Check Amount |
|---|---|---|---|---|---|---|
| 22600 | 0 | 8/8/2025 | POC01 | POCK, DONNA J. | 4,114.79 | 255.72 |
| 22601 | 0 | 8/8/2025 | VER03 | VERDUZCO, KATRINA C | 2,522.61 | 2,068.19 |
| 22602 | 0 | 8/8/2025 | AME01 | AMEZCUA-ALVA, ESMERALDA | 81.56 | 75.32 |
| 22603 | 0 | 8/8/2025 | ARA00 | ARANIEGO, CIARA | 40.78 | 37.66 |
| 22604 | 0 | 8/8/2025 | AZE01 | AZEVEDO, ATHINA N | 477.00 | 440.51 |
| 22605 | 0 | 8/8/2025 | BOW01 | BOWMAN, WILLIAM D | 662.81 | 600.90 |
| 22606 | 0 | 8/8/2025 | BUR01 | BURROUGHS, KENNETH D | 450.00 | 415.57 |
| 22607 | 0 | 8/8/2025 | COH01 | COHEN, SCOTT M | 871.38 | 771.93 |
| 22608 | 0 | 8/8/2025 | HER02 | HERNANDEZ, LIZZETTE E | 90.00 | 83.11 |
| 22609 | 0 | 8/8/2025 | HER06 | HERNANDEZ, XAVIER A | 639.00 | 587.86 |
| 22610 | 0 | 8/8/2025 | NAV02 | NAVARRO, NAYLEA | 571.20 | 527.51 |
| 22611 | 0 | 8/8/2025 | ORE01 | O'REILLY, NIKKI C | 643.50 | 591.60 |
| 22612 | 0 | 8/8/2025 | ORT02 | ORTEGA, LUTHER M | 1,140.21 | 949.56 |
| 22613 | 0 | 8/8/2025 | POR02 | PORTER, RAYE B | 412.90 | 381.31 |
| 22614 | 0 | 8/8/2025 | ROD03 | RODRIGUEZ-MA, CARLOS M | 723.06 | 657.62 |
| 22615 | 0 | 8/8/2025 | SIM01 | SIMMONS, KAREN R | 687.60 | 628.20 |
| 22616 | 0 | 8/8/2025 | TEO01 | TEODORO, FRANK | 389.76 | 352.97 |
| 22617 | 0 | 8/8/2025 | THO00 | THOMPSON, AMARIYAE P. | 278.10 | 256.83 |
| 22618 | 0 | 8/8/2025 | BIS03 | KATHRYN BISHOP | 0.00 | 1,508.50 |
| 22619 | 0 | 8/8/2025 | FRA01 | FRANCHISE TAX BOARD | 0.00 | 400.00 |
| 22620 | 0 | 8/12/2025 | DEM03 | DEMELLO, RYAN A | 300.04 | 254.43 |
| 22621 | 0 | 8/12/2025 | DOO01 | DOOLEY, CHRISTOPHER J | 1,585.87 | 1,253.31 |
| 22621 | 1 | 8/22/2025 | BER05 | BERBER, KATRINA C | 2,649.12 | 2,165.69 |
| 22621 | 2 | 8/22/2025 | BER05 | BERBER, KATRINA C | -2,649.12 | -2,165.69 |
| 22622 | 0 | 8/22/2025 | POC01 | POCK, DONNA J. | 4,114.79 | 255.72 |
| 22623 | 0 | 8/22/2025 | GEN01 | GENGLER, DANIEL M | 280.00 | 258.58 |
| 22624 | 0 | 8/22/2025 | AME01 | AMEZCUA-ALVA, ESMERALDA | 713.65 | 649.80 |
| 22625 | 0 | 8/22/2025 | ARA00 | ARANIEGO, CIARA | 790.11 | 729.66 |
| 22626 | 0 | 8/22/2025 | BOW01 | BOWMAN, WILLIAM D | 769.41 | 697.69 |
| 22627 | 0 | 8/22/2025 | BUR01 | BURROUGHS, KENNETH D | 324.00 | 299.21 |
| 22628 | 0 | 8/22/2025 | COH01 | COHEN, SCOTT M | 407.88 | 376.68 |
| 22629 | 0 | 8/22/2025 | HER06 | HERNANDEZ, XAVIER A | 1,075.57 | 937.12 |
| 22630 | 0 | 8/22/2025 | NAV02 | NAVARRO, NAYLEA | 1,249.50 | 1,075.12 |
| 22631 | 0 | 8/22/2025 | POR02 | PORTER, RAYE B | 994.01 | 871.15 |
| 22632 | 0 | 8/22/2025 | ROD03 | RODRIGUEZ-MA, CARLOS M | 500.58 | 462.28 |
| 22633 | 0 | 8/22/2025 | SIM01 | SIMMONS, KAREN R | 687.60 | 628.20 |
| 22634 | 0 | 8/22/2025 | SLA01 | SLAUGHTER, TERRENCE A | 463.50 | 419.93 |
| 22635 | 0 | 8/22/2025 | TEO01 | TEODORO, FRANK | 723.28 | 675.18 |
| 22636 | 0 | 8/22/2025 | THO00 | THOMPSON, AMARIYAE P. | 797.22 | 711.93 |
| 22637 | 0 | 8/22/2025 | BER05 | BERBER, KATRINA C | 2,649.12 | 2,165.69 |
| 22640 | 0 | 8/22/2025 | BIS03 | KATHRYN BISHOP | 0.00 | 1,508.50 |
| 22641 | 0 | 8/22/2025 | FRA01 | FRANCHISE TAX BOARD | 0.00 | 400.00 |
| 22642 | 0 | 8/22/2025 | SOL61 | SOLANO COUNTY SHERIFF'S CIVIL | 0.00 | 150.00 |
| 22643 | 0 | 8/28/2025 | SLA01 | SLAUGHTER, TERRENCE A | 556.20 | 505.03 |
| Z61391 | 0 | 8/8/2025 | BER03 | BERMUDEZ, JIM | 9,333.47 | 0.00 |
| Z61392 | 0 | 8/8/2025 | ELM01 | ELM, MICHAEL L | 2,854.34 | 0.00 |
| Z61393 | 0 | 8/8/2025 | MAL01 | MALALUAN, BRIANA KELLE A | 2,627.21 | 0.00 |
| Z61394 | 0 | 8/8/2025 | MCN02 | MCNARY, RONETT | 1,168.65 | 0.00 |
| Z61395 | 0 | 8/8/2025 | MER01 | MERCADO-MART, GLORIA | 2,521.32 | 0.00 |
| Z61396 | 0 | 8/8/2025 | NAS01 | NASH, ASHLEY A | 2,788.49 | 0.00 |
| Z61397 | 0 | 8/8/2025 | PEN01 | PENLAND, CHRISTINA Y | 7,540.68 | 0.00 |
| Z61398 | 0 | 8/8/2025 | PRE01 | PREBULA, BRET T | 10,982.61 | 0.00 |
| Z61399 | 0 | 8/8/2025 | ROB03 | ROBERTS, ROWLAND H. | 5,987.32 | 0.00 |
| Z61400 | 0 | 8/8/2025 | CAP01 | CAPERTON, RICKY | 8,166.48 | 0.00 |
| Z61401 | 0 | 8/8/2025 | KEA02 | KEARNS, JOHN T. | 5,516.35 | 0.00 |
| Z61402 | 0 | 8/8/2025 | MOR07 | MORRIS, RACHEL | 2,691.54 | 0.00 |

| | | | | | | |
|---|---|---|---|---|---|---|
| Z61403 | 0 | 8/8/2025 | WHI07 | WHITE, RYAN L | 4,382.33 | 0.00 |
| Z61404 | 0 | 8/8/2025 | DAW02 | DAWSON, JENALEE M | 985.52 | 0.00 |
| Z61405 | 0 | 8/8/2025 | HER00 | HERNANDEZ, ALMA R | 514.74 | 0.00 |
| Z61406 | 0 | 8/8/2025 | SHE02 | SHEPHERD, PARISE S | 497.24 | 0.00 |
| Z61407 | 0 | 8/8/2025 | SKI02 | SKINNER, ANITA L | 532.29 | 0.00 |
| Z61408 | 0 | 8/8/2025 | TEW01 | TEWARI, VINAY P | 197.64 | 0.00 |
| Z61409 | 0 | 8/8/2025 | WAS02 | WASHINGTON, PRINCESS K | 985.52 | 0.00 |
| Z61410 | 0 | 8/8/2025 | COR03 | CORRALES, SHERRI L. | 3,085.84 | 0.00 |
| Z61411 | 0 | 8/8/2025 | DAN01 | DANIEL, ROBERTA J. | 3,884.86 | 0.00 |
| Z61412 | 0 | 8/8/2025 | DEO01 | DEOL, LAKHWINDER K | 8,300.27 | 0.00 |
| Z61413 | 0 | 8/8/2025 | DUM01 | DUM, AMANDA | 4,335.16 | 0.00 |
| Z61414 | 0 | 8/8/2025 | LIT01 | LITTLES, DIANA A. | 3,995.98 | 0.00 |
| Z61415 | 0 | 8/8/2025 | LOP05 | LOPEZ, CHRISTIAN G | 2,921.23 | 0.00 |
| Z61416 | 0 | 8/8/2025 | LUN01 | LUNA, ELIZABETH N. | 5,795.94 | 0.00 |
| Z61417 | 0 | 8/8/2025 | MAR03 | MARTIN, SHERRON L. | 3,271.28 | 0.00 |
| Z61418 | 0 | 8/8/2025 | ROM03 | ROMERO, MARIA L | 2,920.92 | 0.00 |
| Z61419 | 0 | 8/8/2025 | TOD02 | TODD, KATIE A | 2,676.42 | 0.00 |
| Z61420 | 0 | 8/8/2025 | VAL01 | VALDE, JASON D | 3,892.41 | 0.00 |
| Z61421 | 0 | 8/8/2025 | BRA05 | BRASSFIELD, JASON C | 11,887.84 | 0.00 |
| Z61422 | 0 | 8/8/2025 | CHO01 | CHOU, CHIN C | 280.00 | 0.00 |
| Z61423 | 0 | 8/8/2025 | COL01 | COLIN, JOSE L | 5,938.90 | 0.00 |
| Z61424 | 0 | 8/8/2025 | DAN02 | DANNER, JOSHUA S | 8,204.34 | 0.00 |
| Z61425 | 0 | 8/8/2025 | DUC01 | DUCHSCHER, JUSTIN M | 7,729.05 | 0.00 |
| Z61426 | 0 | 8/8/2025 | ESP00 | ESPARZA, RYAN J | 9,458.67 | 0.00 |
| Z61427 | 0 | 8/8/2025 | FAR01 | FARRELL, ANDREW L | 3,200.31 | 0.00 |
| Z61428 | 0 | 8/8/2025 | HEL01 | HELTON, JACOB T | 8,825.00 | 0.00 |
| Z61429 | 0 | 8/8/2025 | KEG01 | KEGLE, ANDREW D | 7,659.14 | 0.00 |
| Z61430 | 0 | 8/8/2025 | LEM01 | LEMING, AARON P | 5,464.65 | 0.00 |
| Z61431 | 0 | 8/8/2025 | LOP03 | LOPEZ, BRAD L | 7,719.34 | 0.00 |
| Z61432 | 0 | 8/8/2025 | LUJ01 | LUJAN, CHRISTOPHER J | 7,187.18 | 0.00 |
| Z61433 | 0 | 8/8/2025 | MAR15 | MARTIN, DEAN R | 12,776.13 | 0.00 |
| Z61434 | 0 | 8/8/2025 | REN01 | RENUCCI, GREG M | 8,509.32 | 0.00 |
| Z61435 | 0 | 8/8/2025 | RIV03 | RIVERA, LUIS R | 5,642.15 | 0.00 |
| Z61436 | 0 | 8/8/2025 | SOT02 | SOTO-POMEROY, FRANCISCO J | 7,691.17 | 0.00 |
| Z61437 | 0 | 8/8/2025 | VAN01 | VANDER MEER, JASON S | 5,357.74 | 0.00 |
| Z61438 | 0 | 8/8/2025 | ZUN02 | ZUNINO, MICHELLE E. | 3,282.96 | 0.00 |
| Z61439 | 0 | 8/8/2025 | GOL03 | GOLTIAO, JASON R | 4,667.34 | 0.00 |
| Z61440 | 0 | 8/8/2025 | LOP00 | LOPEZ-DE LOA, BELTHZABEL | 3,145.60 | 0.00 |
| Z61441 | 0 | 8/8/2025 | ABD01 | ABDELAZIZ, SHARIF S | 5,128.71 | 0.00 |
| Z61442 | 0 | 8/8/2025 | ALE01 | ALEXANDER, HALEY C | 8,629.95 | 0.00 |
| Z61443 | 0 | 8/8/2025 | CAM02 | CAMIGI, TYLER J | 4,880.86 | 0.00 |
| Z61444 | 0 | 8/8/2025 | CAN02 | CANGCO, ALVIN J | 5,655.72 | 0.00 |
| Z61445 | 0 | 8/8/2025 | CAR08 | CARDINALLI, MARK S | 5,739.43 | 0.00 |
| Z61446 | 0 | 8/8/2025 | CAR06 | CARLOCK, LISA A. | 6,653.05 | 0.00 |
| Z61447 | 0 | 8/8/2025 | COL03 | COLLINS, TAYLOR | 3,290.06 | 0.00 |
| Z61448 | 0 | 8/8/2025 | CON05 | CONAMA, TIFFANY N | 4,781.72 | 0.00 |
| Z61449 | 0 | 8/8/2025 | COO01 | COOK, BRANDI | 3,505.20 | 0.00 |
| Z61450 | 0 | 8/8/2025 | DEM03 | DEMELLO, RYAN A | 7,145.49 | 0.00 |
| Z61451 | 0 | 8/8/2025 | DOO01 | DOOLEY, CHRISTOPHER J | 7,557.16 | 0.00 |
| Z61452 | 0 | 8/8/2025 | FIE01 | FIERRO, ALEXANDER | 4,689.41 | 0.00 |
| Z61453 | 0 | 8/8/2025 | FLO00 | FLORES, AISHA | 6,017.36 | 0.00 |
| Z61454 | 0 | 8/8/2025 | GAL04 | GALLEGOS-ARE, NOE | 5,297.57 | 0.00 |
| Z61455 | 0 | 8/8/2025 | HEA01 | HEALY, DANIEL J. | 10,759.62 | 0.00 |
| Z61456 | 0 | 8/8/2025 | HEI03 | HEINE, SCOTT J | 8,941.21 | 0.00 |
| Z61457 | 0 | 8/8/2025 | HEN02 | HENDERSON, JEFF T. | 9,130.97 | 0.00 |
| Z61458 | 0 | 8/8/2025 | KEN02 | KENT, AMBER M. | 6,944.95 | 0.00 |
| Z61459 | 0 | 8/8/2025 | KEN03 | KENT, EMILY M | 2,677.42 | 0.00 |

| | | | | | | |
|---|---|---|---|---|---|---|
| Z61460 | 0 | 8/8/2025 | KHA01 | KHANTIGNA, FRANKIE | 7,109.69 | 0.00 |
| Z61461 | 0 | 8/8/2025 | KIN00 | KING, CAMRYN R | 4,222.54 | 0.00 |
| Z61462 | 0 | 8/8/2025 | LAZ00 | LAZARO, JULIA M | 10,249.38 | 0.00 |
| Z61463 | 0 | 8/8/2025 | LEH01 | LE, HOANG D | 4,567.07 | 0.00 |
| Z61464 | 0 | 8/8/2025 | LET01 | LETTERMAN, THOMAS | 5,892.61 | 0.00 |
| Z61465 | 0 | 8/8/2025 | LOM01 | LOMBARD, TIFFANEY | 5,766.38 | 0.00 |
| Z61466 | 0 | 8/8/2025 | MAR18 | MARQUITZ, BRIANNA D | 3,921.44 | 0.00 |
| Z61467 | 0 | 8/8/2025 | MUR00 | MURPHY, HAYLEY A | 2,101.82 | 0.00 |
| Z61468 | 0 | 8/8/2025 | NER01 | NERI, SIGFRED D | 9,012.63 | 0.00 |
| Z61469 | 0 | 8/8/2025 | OLS02 | OLSEN, JAMES C | 7,383.91 | 0.00 |
| Z61470 | 0 | 8/8/2025 | PON02 | PONGRUJAPORN, TRISTAN A | 4,534.32 | 0.00 |
| Z61471 | 0 | 8/8/2025 | ROB00 | ROBINSON, KARA C | 5,159.07 | 0.00 |
| Z61472 | 0 | 8/8/2025 | ROT01 | ROTH, AARON C | 10,896.93 | 0.00 |
| Z61473 | 0 | 8/8/2025 | SAG01 | SAGAMI, ANNE | 6,959.17 | 0.00 |
| Z61474 | 0 | 8/8/2025 | SEL01 | SELBY, KAYLEY E | 5,016.05 | 0.00 |
| Z61475 | 0 | 8/8/2025 | SHI01 | SHING-CHUN, HARRISON | 7,091.53 | 0.00 |
| Z61476 | 0 | 8/8/2025 | SZM02 | SZMURLO, ROBERT | 2,857.40 | 0.00 |
| Z61477 | 0 | 8/8/2025 | VER02 | VERA, ERIC | 5,661.55 | 0.00 |
| Z61478 | 0 | 8/8/2025 | WAD01 | WADDELL, ANEKKA S | 2,477.42 | 0.00 |
| Z61479 | 0 | 8/8/2025 | ZAR01 | ZARAGOZA, ERNESTO Z | 6,526.87 | 0.00 |
| Z61480 | 0 | 8/8/2025 | BAR05 | BARAJAS, HILO | 2,591.12 | 0.00 |
| Z61481 | 0 | 8/8/2025 | BLO01 | BLOCK JR, DELBERT R | 2,456.00 | 0.00 |
| Z61482 | 0 | 8/8/2025 | BRY02 | BRYAN, JOHN E. | 6,308.50 | 0.00 |
| Z61483 | 0 | 8/8/2025 | CON06 | CONTY, MICHAEL | 1,962.72 | 0.00 |
| Z61484 | 0 | 8/8/2025 | COR02 | CORTEZ, JUAN M. | 3,182.10 | 0.00 |
| Z61485 | 0 | 8/8/2025 | DEL03 | DE LA CRUZ, MARIBEL | 4,407.07 | 0.00 |
| Z61486 | 0 | 8/8/2025 | DIA01 | DIAZ II, NAPOLEON W. | 3,736.36 | 0.00 |
| Z61487 | 0 | 8/8/2025 | ESC04 | ESCOBEDO, NICHOLAS J | 2,589.20 | 0.00 |
| Z61488 | 0 | 8/8/2025 | GEL01 | GELUZ, GEMMA V. | 3,430.17 | 0.00 |
| Z61489 | 0 | 8/8/2025 | HER01 | HERROD, JAMES A. | 5,665.08 | 0.00 |
| Z61490 | 0 | 8/8/2025 | LEE06 | LEE, RACHEL C | 2,280.80 | 0.00 |
| Z61491 | 0 | 8/8/2025 | LOZ01 | LOZANO, NICODEMUS G | 5,619.38 | 0.00 |
| Z61492 | 0 | 8/8/2025 | ORT03 | ORTIZ GARCIA, JOSE O | 2,327.20 | 0.00 |
| Z61493 | 0 | 8/8/2025 | PEC01 | PECH, LUIS | 2,327.20 | 0.00 |
| Z61494 | 0 | 8/8/2025 | PER04 | PERGAMIT, MICHAEL W | 2,861.34 | 0.00 |
| Z61495 | 0 | 8/8/2025 | PRI01 | PRIEST, CLAUDERICK M | 3,305.51 | 0.00 |
| Z61496 | 0 | 8/8/2025 | ROB05 | ROBLES CASTI, JUAN D | 2,477.20 | 0.00 |
| Z61497 | 0 | 8/8/2025 | SAL03 | SALT, TEVITA VAEA P | 3,078.41 | 0.00 |
| Z61498 | 0 | 8/8/2025 | SAM02 | SAMO, JERAMY J. | 3,572.56 | 0.00 |
| Z61499 | 0 | 8/8/2025 | SIF01 | SIFUENTES, JONATHAN | 3,057.20 | 0.00 |
| Z61500 | 0 | 8/8/2025 | SIL01 | SILVA ZAMORA, BRAYAN O | 2,829.60 | 0.00 |
| Z61501 | 0 | 8/8/2025 | VAN00 | VANG, CHAO C | 2,628.00 | 0.00 |
| Z61502 | 0 | 8/8/2025 | VUE01 | VUE, NOUAE A | 8,518.86 | 0.00 |
| Z61503 | 0 | 8/8/2025 | YAN01 | YANG, GE H | 2,807.20 | 0.00 |
| Z61504 | 0 | 8/8/2025 | ALL01 | ALLEN, RYAN D | 2,877.68 | 0.00 |
| Z61505 | 0 | 8/8/2025 | ALV01 | ALVAREZ, SANTINO A | 684.00 | 0.00 |
| Z61506 | 0 | 8/8/2025 | CLA01 | CLARK, TRENTON J | 880.65 | 0.00 |
| Z61507 | 0 | 8/8/2025 | COL02 | COLLINS, JAMIR R | 324.00 | 0.00 |
| Z61508 | 0 | 8/8/2025 | COR05 | CORTES, CRISTIAN A | 720.00 | 0.00 |
| Z61509 | 0 | 8/8/2025 | DOW01 | DOWNEY, JEFFREY D | 3,983.62 | 0.00 |
| Z61510 | 0 | 8/8/2025 | DUM02 | DUMALAG, GIZELLE ANNE | 2,475.20 | 0.00 |
| Z61511 | 0 | 8/8/2025 | ESP02 | ESPERANZA-IB, TRISTAN M | 296.64 | 0.00 |
| Z61512 | 0 | 8/8/2025 | FLO02 | FLORES, GLADIS | 378.00 | 0.00 |
| Z61513 | 0 | 8/8/2025 | FRI01 | FRIAS RICO, MARYFLOR | 396.00 | 0.00 |
| Z61514 | 0 | 8/8/2025 | GAT01 | GATMEN, JOSEPH J | 3,786.28 | 0.00 |
| Z61515 | 0 | 8/8/2025 | HUL01 | HULL, JANET | 7,006.15 | 0.00 |
| Z61516 | 0 | 8/8/2025 | JAC01 | JACKSON, TRISTAN K | 667.77 | 0.00 |

| | | | | | | |
|---|---|---|---|---|---|---|
| Z61517 | 0 | 8/8/2025 | JON03 | JONES, JANINE S | 633.60 | 0.00 |
| Z61518 | 0 | 8/8/2025 | KIN02 | KING, KATHLEEN S | 3,174.14 | 0.00 |
| Z61519 | 0 | 8/8/2025 | KOS01 | KOSTA, ABIGAYLE J | 292.01 | 0.00 |
| Z61520 | 0 | 8/8/2025 | LIN02 | LINCOLN-BERR, SOLANGE | 346.63 | 0.00 |
| Z61521 | 0 | 8/8/2025 | LOP04 | LOPEZ, VANESSA A | 463.87 | 0.00 |
| Z61522 | 0 | 8/8/2025 | MCH01 | MCHENRY, HAYLEY J | 3,415.97 | 0.00 |
| Z61523 | 0 | 8/8/2025 | MOR01 | MORA, MARVIN J | 4,612.09 | 0.00 |
| Z61524 | 0 | 8/8/2025 | NAV00 | NAVARRO, MIKAYLA R | 649.40 | 0.00 |
| Z61525 | 0 | 8/8/2025 | NIC01 | NICKSON III, WILLIE J | 783.00 | 0.00 |
| Z61526 | 0 | 8/8/2025 | PAN01 | PANTOJA, FERNANDO J | 1,635.59 | 0.00 |
| Z61527 | 0 | 8/8/2025 | POR01 | PORTER, TAI R | 953.28 | 0.00 |
| Z61528 | 0 | 8/8/2025 | PRI03 | PRIEST, RAESHAUN D | 450.00 | 0.00 |
| Z61529 | 0 | 8/8/2025 | RAN01 | RANSOM, ADRIANNA C | 635.55 | 0.00 |
| Z61530 | 0 | 8/8/2025 | SAE02 | SAEED, MOHAMED | 695.25 | 0.00 |
| Z61531 | 0 | 8/8/2025 | SAL06 | SALCEDA, BEYONCE O | 819.00 | 0.00 |
| Z61532 | 0 | 8/8/2025 | SAL08 | SALCEDA, KRISTINE | 688.50 | 0.00 |
| Z61533 | 0 | 8/8/2025 | SAN09 | SANTOS, ASHLEY D | 315.15 | 0.00 |
| Z61534 | 0 | 8/8/2025 | SCR01 | SCRIVNER, MARINA H | 648.00 | 0.00 |
| Z61535 | 0 | 8/8/2025 | SIN01 | SINGLEY, JUSTEEN K | 2,549.46 | 0.00 |
| Z61536 | 0 | 8/8/2025 | TAT01 | TATNEY-MORRI, MONICA L | 360.00 | 0.00 |
| Z61537 | 0 | 8/8/2025 | TAY02 | TAYLOR, AMIA C | 162.00 | 0.00 |
| Z61538 | 0 | 8/8/2025 | VIL01 | VILLANUEVA, TREVOR A | 876.77 | 0.00 |
| Z61539 | 0 | 8/8/2025 | WAL01 | WALTHOUR, JANELLE A | 261.00 | 0.00 |
| Z61540 | 0 | 8/22/2025 | BER03 | BERMUDEZ, JIM | 9,333.47 | 0.00 |
| Z61541 | 0 | 8/22/2025 | ELM01 | ELM, MICHAEL L | 2,854.34 | 0.00 |
| Z61542 | 0 | 8/22/2025 | MAL01 | MALALUAN, BRIANA KELLE A | 2,627.21 | 0.00 |
| Z61543 | 0 | 8/22/2025 | MCN02 | MCNARY, RONETT | 1,181.64 | 0.00 |
| Z61544 | 0 | 8/22/2025 | MER01 | MERCADO-MART, GLORIA | 2,167.15 | 0.00 |
| Z61545 | 0 | 8/22/2025 | NAS01 | NASH, ASHLEY A | 2,724.14 | 0.00 |
| Z61546 | 0 | 8/22/2025 | PEN01 | PENLAND, CHRISTINA Y | 7,540.68 | 0.00 |
| Z61547 | 0 | 8/22/2025 | PRE01 | PREBULA, BRET T | 10,982.61 | 0.00 |
| Z61548 | 0 | 8/22/2025 | ROB03 | ROBERTS, ROWLAND H. | 5,987.32 | 0.00 |
| Z61549 | 0 | 8/22/2025 | CAP01 | CAPERTON, RICKY | 8,078.33 | 0.00 |
| Z61550 | 0 | 8/22/2025 | KEA02 | KEARNS, JOHN T. | 5,516.35 | 0.00 |
| Z61551 | 0 | 8/22/2025 | MOR07 | MORRIS, RACHEL | 2,691.54 | 0.00 |
| Z61552 | 0 | 8/22/2025 | WOO02 | WOODEN, APRIL E | 2,632.50 | 0.00 |
| Z61553 | 0 | 8/22/2025 | DAW02 | DAWSON, JENALEE M | 1,085.52 | 0.00 |
| Z61554 | 0 | 8/22/2025 | HER00 | HERNANDEZ, ALMA R | 614.74 | 0.00 |
| Z61555 | 0 | 8/22/2025 | PAL01 | PAL, AMIT | 100.00 | 0.00 |
| Z61556 | 0 | 8/22/2025 | SHE02 | SHEPHERD, PARISE S | 597.24 | 0.00 |
| Z61557 | 0 | 8/22/2025 | SKI02 | SKINNER, ANITA L | 532.29 | 0.00 |
| Z61558 | 0 | 8/22/2025 | TEW01 | TEWARI, VINAY P | 197.64 | 0.00 |
| Z61559 | 0 | 8/22/2025 | WAS02 | WASHINGTON, PRINCESS K | 1,185.52 | 0.00 |
| Z61560 | 0 | 8/22/2025 | COR03 | CORRALES, SHERRI L. | 3,085.84 | 0.00 |
| Z61561 | 0 | 8/22/2025 | DAN01 | DANIEL, ROBERTA J. | 3,884.86 | 0.00 |
| Z61562 | 0 | 8/22/2025 | DEO01 | DEOL, LAKHWINDER K | 8,300.27 | 0.00 |
| Z61563 | 0 | 8/22/2025 | DUM01 | DUM, AMANDA | 4,335.16 | 0.00 |
| Z61564 | 0 | 8/22/2025 | LIT01 | LITTLES, DIANA A. | 4,295.22 | 0.00 |
| Z61565 | 0 | 8/22/2025 | LOP05 | LOPEZ, CHRISTIAN G | 2,970.87 | 0.00 |
| Z61566 | 0 | 8/22/2025 | LUN01 | LUNA, ELIZABETH N. | 5,795.94 | 0.00 |
| Z61567 | 0 | 8/22/2025 | MAR03 | MARTIN, SHERRON L. | 3,271.28 | 0.00 |
| Z61568 | 0 | 8/22/2025 | ROM03 | ROMERO, MARIA L | 2,831.30 | 0.00 |
| Z61569 | 0 | 8/22/2025 | TOD02 | TODD, KATIE A | 2,603.20 | 0.00 |
| Z61570 | 0 | 8/22/2025 | VAL01 | VALDE, JASON D | 3,330.40 | 0.00 |
| Z61571 | 0 | 8/22/2025 | BRA05 | BRASSFIELD, JASON C | 6,451.19 | 0.00 |
| Z61572 | 0 | 8/22/2025 | CHO01 | CHOU, CHIN C | 140.00 | 0.00 |
| Z61573 | 0 | 8/22/2025 | COL01 | COLIN, JOSE L | 5,938.90 | 0.00 |

| | | | | | | |
|---|---|---|---|---|---|---|
| Z61574 | 0 | 8/22/2025 | DAN02 | DANNER, JOSHUA S | 8,204.35 | 0.00 |
| Z61575 | 0 | 8/22/2025 | DUC01 | DUCHSCHER, JUSTIN M | 5,442.46 | 0.00 |
| Z61576 | 0 | 8/22/2025 | ESP00 | ESPARZA, RYAN J | 7,817.04 | 0.00 |
| Z61577 | 0 | 8/22/2025 | FAR01 | FARRELL, ANDREW L | 4,250.14 | 0.00 |
| Z61578 | 0 | 8/22/2025 | HEL01 | HELTON, JACOB T | 4,288.69 | 0.00 |
| Z61579 | 0 | 8/22/2025 | KEG01 | KEGLE, ANDREW D | 5,041.94 | 0.00 |
| Z61580 | 0 | 8/22/2025 | LEM01 | LEMING, AARON P | 5,388.38 | 0.00 |
| Z61581 | 0 | 8/22/2025 | LOP03 | LOPEZ, BRAD L | 7,719.34 | 0.00 |
| Z61582 | 0 | 8/22/2025 | LUJ01 | LUJAN, CHRISTOPHER J | 5,556.94 | 0.00 |
| Z61583 | 0 | 8/22/2025 | MAR15 | MARTIN, DEAN R | 4,642.77 | 0.00 |
| Z61584 | 0 | 8/22/2025 | REN01 | RENUCCI, GREG M | 7,902.12 | 0.00 |
| Z61585 | 0 | 8/22/2025 | RIV03 | RIVERA, LUIS R | 5,642.15 | 0.00 |
| Z61586 | 0 | 8/22/2025 | SOT02 | SOTO-POMEROY, FRANCISCO J | 6,747.76 | 0.00 |
| Z61587 | 0 | 8/22/2025 | VAN01 | VANDER MEER, JASON S | 3,968.58 | 0.00 |
| Z61588 | 0 | 8/22/2025 | ZUN02 | ZUNINO, MICHELLE E. | 3,282.96 | 0.00 |
| Z61589 | 0 | 8/22/2025 | GOL03 | GOLTIAO, JASON R | 4,667.34 | 0.00 |
| Z61590 | 0 | 8/22/2025 | LOP00 | LOPEZ-DE LOA, BELTHZABEL | 3,145.60 | 0.00 |
| Z61591 | 0 | 8/22/2025 | ABD01 | ABDELAZIZ, SHARIF S | 5,111.81 | 0.00 |
| Z61592 | 0 | 8/22/2025 | ALE01 | ALEXANDER, HALEY C | 9,667.93 | 0.00 |
| Z61593 | 0 | 8/22/2025 | CAM02 | CAMIGI, TYLER J | 5,331.50 | 0.00 |
| Z61594 | 0 | 8/22/2025 | CAN02 | CANGCO, ALVIN J | 6,180.39 | 0.00 |
| Z61595 | 0 | 8/22/2025 | CAR08 | CARDINALLI, MARK S | 4,650.17 | 0.00 |
| Z61596 | 0 | 8/22/2025 | CAR06 | CARLOCK, LISA A. | 6,653.05 | 0.00 |
| Z61597 | 0 | 8/22/2025 | COL03 | COLLINS, TAYLOR | 3,176.00 | 0.00 |
| Z61598 | 0 | 8/22/2025 | CON05 | CONAMA, TIFFANY N | 4,781.72 | 0.00 |
| Z61599 | 0 | 8/22/2025 | COO01 | COOK, BRANDI | 3,505.20 | 0.00 |
| Z61600 | 0 | 8/22/2025 | DEM03 | DEMELLO, RYAN A | 7,455.37 | 0.00 |
| Z61601 | 0 | 8/22/2025 | DOO01 | DOOLEY, CHRISTOPHER J | 5,816.69 | 0.00 |
| Z61602 | 0 | 8/22/2025 | FIE01 | FIERRO, ALEXANDER | 4,599.59 | 0.00 |
| Z61603 | 0 | 8/22/2025 | FLO00 | FLORES, AISHA | 6,452.33 | 0.00 |
| Z61604 | 0 | 8/22/2025 | GAL04 | GALLEGOS-ARE, NOE | 5,098.97 | 0.00 |
| Z61605 | 0 | 8/22/2025 | HEA01 | HEALY, DANIEL J. | 10,611.57 | 0.00 |
| Z61606 | 0 | 8/22/2025 | HEI03 | HEINE, SCOTT J | 6,181.81 | 0.00 |
| Z61607 | 0 | 8/22/2025 | HEN02 | HENDERSON, JEFF T. | 7,946.49 | 0.00 |
| Z61608 | 0 | 8/22/2025 | KEN02 | KENT, AMBER M. | 8,275.44 | 0.00 |
| Z61609 | 0 | 8/22/2025 | KEN03 | KENT, EMILY M | 2,677.42 | 0.00 |
| Z61610 | 0 | 8/22/2025 | KHA01 | KHANTIGNA, FRANKIE | 8,431.43 | 0.00 |
| Z61611 | 0 | 8/22/2025 | KIN00 | KING, CAMRYN R | 4,381.12 | 0.00 |
| Z61612 | 0 | 8/22/2025 | LAZ00 | LAZARO, JULIA M | 7,151.67 | 0.00 |
| Z61613 | 0 | 8/22/2025 | LEH01 | LE, HOANG D | 4,044.86 | 0.00 |
| Z61614 | 0 | 8/22/2025 | LET01 | LETTERMAN, THOMAS | 6,185.16 | 0.00 |
| Z61615 | 0 | 8/22/2025 | LOM01 | LOMBARD, TIFFANEY | 4,477.42 | 0.00 |
| Z61616 | 0 | 8/22/2025 | MAR18 | MARQUITZ, BRIANNA D | 3,761.37 | 0.00 |
| Z61617 | 0 | 8/22/2025 | MUR00 | MURPHY, HAYLEY A | 2,654.15 | 0.00 |
| Z61618 | 0 | 8/22/2025 | NER01 | NERI, SIGFRED D | 6,946.55 | 0.00 |
| Z61619 | 0 | 8/22/2025 | OLS02 | OLSEN, JAMES C | 5,706.28 | 0.00 |
| Z61620 | 0 | 8/22/2025 | PON02 | PONGRUJAPORN, TRISTAN A | 1,285.42 | 0.00 |
| Z61621 | 0 | 8/22/2025 | ROB00 | ROBINSON, KARA C | 6,549.20 | 0.00 |
| Z61622 | 0 | 8/22/2025 | ROT01 | ROTH, AARON C | 10,896.93 | 0.00 |
| Z61623 | 0 | 8/22/2025 | SAG01 | SAGAMI, ANNE | 5,155.83 | 0.00 |
| Z61624 | 0 | 8/22/2025 | SEL01 | SELBY, KAYLEY E | 5,016.05 | 0.00 |
| Z61625 | 0 | 8/22/2025 | SHI01 | SHING-CHUN, HARRISON | 8,480.20 | 0.00 |
| Z61626 | 0 | 8/22/2025 | SZM02 | SZMURLO, ROBERT | 1,821.20 | 0.00 |
| Z61627 | 0 | 8/22/2025 | VER02 | VERA, ERIC | 5,661.55 | 0.00 |
| Z61628 | 0 | 8/22/2025 | WAD01 | WADDELL, ANEKKA S | 2,791.48 | 0.00 |
| Z61629 | 0 | 8/22/2025 | ZAR01 | ZARAGOZA, ERNESTO Z | 5,615.40 | 0.00 |
| Z61630 | 0 | 8/22/2025 | BAR05 | BARAJAS, HILO | 2,813.84 | 0.00 |

| | | | | | | |
|---|---|---|---|---|---|---|
| Z61631 | 0 | 8/22/2025 | BLO01 | BLOCK JR, DELBERT R | 2,548.10 | 0.00 |
| Z61632 | 0 | 8/22/2025 | BRY02 | BRYAN, JOHN E. | 5,242.46 | 0.00 |
| Z61633 | 0 | 8/22/2025 | CON06 | CONTY, MICHAEL | 1,962.72 | 0.00 |
| Z61634 | 0 | 8/22/2025 | COR02 | CORTEZ, JUAN M. | 3,182.10 | 0.00 |
| Z61635 | 0 | 8/22/2025 | DEL03 | DE LA CRUZ, MARIBEL | 4,407.07 | 0.00 |
| Z61636 | 0 | 8/22/2025 | DIA01 | DIAZ II, NAPOLEON W. | 3,736.36 | 0.00 |
| Z61637 | 0 | 8/22/2025 | ESC04 | ESCOBEDO, NICHOLAS J | 2,589.20 | 0.00 |
| Z61638 | 0 | 8/22/2025 | GEL01 | GELUZ, GEMMA V. | 1,855.41 | 0.00 |
| Z61639 | 0 | 8/22/2025 | HER01 | HERROD, JAMES A. | 5,665.08 | 0.00 |
| Z61640 | 0 | 8/22/2025 | LEE06 | LEE, RACHEL C | 2,280.80 | 0.00 |
| Z61641 | 0 | 8/22/2025 | LOZ01 | LOZANO, NICODEMUS G | 5,619.38 | 0.00 |
| Z61642 | 0 | 8/22/2025 | ORT03 | ORTIZ GARCIA, JOSE O | 2,410.72 | 0.00 |
| Z61643 | 0 | 8/22/2025 | PEC01 | PECH, LUIS | 2,327.20 | 0.00 |
| Z61644 | 0 | 8/22/2025 | PER04 | PERGAMIT, MICHAEL W | 2,861.34 | 0.00 |
| Z61645 | 0 | 8/22/2025 | PRI01 | PRIEST, CLAUDERICK M | 3,324.12 | 0.00 |
| Z61646 | 0 | 8/22/2025 | ROB05 | ROBLES CASTI, JUAN D | 2,477.20 | 0.00 |
| Z61647 | 0 | 8/22/2025 | SAL03 | SALT, TEVITA VAEA P | 3,078.40 | 0.00 |
| Z61648 | 0 | 8/22/2025 | SAM02 | SAMO, JERAMY J. | 3,572.56 | 0.00 |
| Z61649 | 0 | 8/22/2025 | SIF01 | SIFUENTES, JONATHAN | 3,057.20 | 0.00 |
| Z61650 | 0 | 8/22/2025 | SIL01 | SILVA ZAMORA, BRAYAN O | 5,199.48 | 0.00 |
| Z61651 | 0 | 8/22/2025 | VAN00 | VANG, CHAO C | 2,628.00 | 0.00 |
| Z61652 | 0 | 8/22/2025 | VUE01 | VUE, NOUAE A | 8,518.86 | 0.00 |
| Z61653 | 0 | 8/22/2025 | YAN01 | YANG, GE H | 2,807.20 | 0.00 |
| Z61654 | 0 | 8/22/2025 | ALL01 | ALLEN, RYAN D | 3,169.31 | 0.00 |
| Z61655 | 0 | 8/22/2025 | ALV01 | ALVAREZ, SANTINO A | 792.00 | 0.00 |
| Z61656 | 0 | 8/22/2025 | CLA01 | CLARK, TRENTON J | 778.68 | 0.00 |
| Z61657 | 0 | 8/22/2025 | COL02 | COLLINS, JAMIR R | 540.00 | 0.00 |
| Z61658 | 0 | 8/22/2025 | COR05 | CORTES, CRISTIAN A | 459.00 | 0.00 |
| Z61659 | 0 | 8/22/2025 | DOW01 | DOWNEY, JEFFREY D | 3,983.62 | 0.00 |
| Z61660 | 0 | 8/22/2025 | DUM02 | DUMALAG, GIZELLE ANNE | 2,475.20 | 0.00 |
| Z61661 | 0 | 8/22/2025 | ESP02 | ESPERANZA-IB, TRISTAN M | 934.95 | 0.00 |
| Z61662 | 0 | 8/22/2025 | FLO02 | FLORES, GLADIS | 234.00 | 0.00 |
| Z61663 | 0 | 8/22/2025 | GAT01 | GATMEN, JOSEPH J | 3,786.28 | 0.00 |
| Z61664 | 0 | 8/22/2025 | HAT01 | HATTEN, KAREN S. | 573.00 | 0.00 |
| Z61665 | 0 | 8/22/2025 | HUL01 | HULL, JANET | 7,006.15 | 0.00 |
| Z61666 | 0 | 8/22/2025 | JAC01 | JACKSON, TRISTAN K | 999.11 | 0.00 |
| Z61667 | 0 | 8/22/2025 | KIN02 | KING, KATHLEEN S | 3,231.79 | 0.00 |
| Z61668 | 0 | 8/22/2025 | KOS01 | KOSTA, ABIGAYLE J | 801.86 | 0.00 |
| Z61669 | 0 | 8/22/2025 | LIN02 | LINCOLN-BERR, SOLANGE | 963.43 | 0.00 |
| Z61670 | 0 | 8/22/2025 | LOP04 | LOPEZ, VANESSA A | 1,208.11 | 0.00 |
| Z61671 | 0 | 8/22/2025 | MCH01 | MCHENRY, HAYLEY J | 3,847.84 | 0.00 |
| Z61672 | 0 | 8/22/2025 | MOR01 | MORA, MARVIN J | 4,612.09 | 0.00 |
| Z61673 | 0 | 8/22/2025 | NAV00 | NAVARRO, MIKAYLA R | 382.00 | 0.00 |
| Z61674 | 0 | 8/22/2025 | NIC01 | NICKSON III, WILLIE J | 351.00 | 0.00 |
| Z61675 | 0 | 8/22/2025 | ORE01 | O'REILLY, NIKKI C | 517.50 | 0.00 |
| Z61676 | 0 | 8/22/2025 | PAN01 | PANTOJA, FERNANDO J | 1,812.41 | 0.00 |
| Z61677 | 0 | 8/22/2025 | PIC02 | PICKERING, KAILEY I | 1,029.60 | 0.00 |
| Z61678 | 0 | 8/22/2025 | POR01 | PORTER, TAI R | 1,385.05 | 0.00 |
| Z61679 | 0 | 8/22/2025 | PRI03 | PRIEST, RAESHAUN D | 666.00 | 0.00 |
| Z61680 | 0 | 8/22/2025 | RAN01 | RANSOM, ADRIANNA C | 971.71 | 0.00 |
| Z61681 | 0 | 8/22/2025 | SAE02 | SAEED, MOHAMED | 546.93 | 0.00 |
| Z61682 | 0 | 8/22/2025 | SAL06 | SALCEDA, BEYONCE O | 603.90 | 0.00 |
| Z61683 | 0 | 8/22/2025 | SAL08 | SALCEDA, KRISTINE | 486.00 | 0.00 |
| Z61684 | 0 | 8/22/2025 | SAN09 | SANTOS, ASHLEY D | 787.88 | 0.00 |
| Z61685 | 0 | 8/22/2025 | SCR01 | SCRIVNER, MARINA H | 360.00 | 0.00 |
| Z61686 | 0 | 8/22/2025 | SIN01 | SINGLEY, JUSTEEN K | 2,549.46 | 0.00 |
| Z61687 | 0 | 8/22/2025 | TAT01 | TATNEY-MORRI, MONICA L | 468.00 | 0.00 |

| | | | | | | |
|---|---|---|---|---|---|---|
| Z61688 | 0 | 8/22/2025 | TAY02 | TAYLOR, AMIA C | 234.00 | 0.00 |
| Z61689 | 0 | 8/22/2025 | TKA01 | TKACZ, OLIVIA F | 945.45 | 0.00 |
| Z61690 | 0 | 8/22/2025 | VIL01 | VILLANUEVA, TREVOR A | 1,060.28 | 0.00 |
| Z61691 | 0 | 8/22/2025 | WAL01 | WALTHOUR, JANELLE A | 657.00 | 0.00 |
| Z61692 | 0 | 8/22/2025 | WHA01 | WHALEY, JUDE | 430.71 | 0.00 |
| | | | | | | |
| | | | | | 1,234,074.18 | 26,876.08 |

# *FINANCE DEPARTMENT*

*City of Suisun City, 701 Civic Center Blvd, Suisun, CA 94585*
*Telephone (707) 421-7320 Fax (707) 421-7366*


## *MEMORANDUM*

---

DATE: September 9, 2025

TO: Honorable Mayor and City Councilmembers

PREPARED BY: Sherri Corrales, Account Clerk III

APPROVED BY: Lakhwinder Deol, Finance Director

RE: Accounts Payable checks for

**August 2025**

**Total for GENERAL FUND & OTHER A/P $4,538,466.33**

SUISUN CITY, CA

# Expense Approval Report
By Fund

Payment Dates 8/1/2025 - 8/31/2025

| Vendor Name | Payable Number | Post Date | Description (Item) | Payment Number | Amount |
|---|---|---|---|---|---|
| **Fund: 010 - GENERAL FUND** | | | | | |
| AMAZON CAPITAL SERVICES | 17PF-QG9J-GJTM | 06/30/2025 | PD-ZIP TIES | 783 | 14.50 |
| AMAZON CAPITAL SERVICES | 194F-QCMR-LHFH | 06/30/2025 | PD-TONER | 783 | 70.39 |
| RICHARDS, WATSON & GERS... | 254178 | 06/30/2025 | PROFESSIONAL SVCS-GENERAL | 784 | 15,205.35 |
| RICHARDS, WATSON & GERS... | 254179 | 06/30/2025 | PROFESSIONAL SVCS-HWY12 ... | 784 | 137.50 |
| RICHARDS, WATSON & GERS... | 254180 | 06/30/2025 | PROFESSIONAL SVCS-SUISUN ... | 784 | 797.50 |
| RICHARDS, WATSON & GERS... | 254181 | 06/30/2025 | PROFESSIONAL SVCS-BUZZ OA... | 784 | 110.00 |
| RICHARDS, WATSON & GERS... | 254183 | 06/30/2025 | PROFESSIONAL SVCS-ADDT'L ... | 784 | 50,077.50 |
| GINA BROWN | 0041584 | 08/01/2025 | REC-DAMAGE DEP & SEC CHG... | 156993 | 434.00 |
| GINA BROWN | 0041584 | 08/01/2025 | REC-DAMAGE DEP & SEC CHG... | 156993 | 180.00 |
| SHIRELL GIBSON | 0042545 | 08/01/2025 | REC-DAMAGE DEPOSIT RETU... | 157017 | 217.00 |
| SHIRELL GIBSON | 0042545 | 08/01/2025 | REC-DAMAGE DEPOSIT RETU... | 157017 | 166.50 |
| MARILYN CUNIANO | 0042929 | 08/01/2025 | REC-DAMAGE DEPOSIT & REN... | 157005 | 434.00 |
| MARILYN CUNIANO | 0042929 | 08/01/2025 | REC-DAMAGE DEPOSIT & REN... | 157005 | 120.00 |
| KIM DISCAR | 0043929 | 08/01/2025 | REC-DAMAGE DEPOSIT RETU... | 157001 | 434.00 |
| COMCAST | 071625 | 08/01/2025 | PD-CABLE SVC 7/21/25-8/20/... | 156987 | 63.87 |
| COMCAST | 071625 | 08/01/2025 | CITY HALL-CABLE SVC 7/21/25... | 156988 | 202.12 |
| ESSEX COOK | 072525 | 08/01/2025 | REC-COMMISSIONER PAYME... | 156991 | 100.00 |
| JUAN M SALGADO VAZQUEZ | 072525 | 08/01/2025 | COMMISSIONER | 156999 | 100.00 |
| AARON DANTE SENCIL | 072525 | 08/01/2025 | REC-COMMISSIONER PAYME... | 156978 | 100.00 |
| WILLIE JAMES NICKSON JR | 072525 | 08/01/2025 | REC-COMMISSIONER PAYME... | 157024 | 100.00 |
| DONNA M LEBLANC | 072525 | 08/01/2025 | REC-COMMISSIONER PAYME... | 156990 | 100.00 |
| JOHN WESLEY HARTER | 072525 | 08/01/2025 | REC-COMMISSIONER PAYME... | 156998 | 100.00 |
| BRANDI COOK | 072825 | 08/01/2025 | PD-REIMBURSE TRAINING EXP... | 156984 | 73.66 |
| PG&E | 08012500 | 08/01/2025 | 9313427142-3 | 157008 | 173.82 |
| PG&E | 08012505 | 08/01/2025 | 3696061903-3 | 157008 | 24.64 |
| PG&E | 08012511 | 08/01/2025 | 0041262463-7 | 157008 | 70.16 |
| PG&E | 08012512 | 08/01/2025 | 4968437265-6 | 157008 | 12.26 |
| PG&E | 08012514 | 08/01/2025 | 4166253855-6 | 157008 | 8.38 |
| PG&E | 08012515 | 08/01/2025 | 4207920519-3 | 157008 | 107.94 |
| PG&E | 08012516 | 08/01/2025 | 4291253847-9 | 157008 | 53.80 |
| PG&E | 08012519 | 08/01/2025 | 4094878782-1 | 157008 | 1,319.90 |
| AMAZON CAPITAL SERVICES | 11RR-9DPV-RFNN | 08/01/2025 | PD-PRIVACY SCREENS, METAL... | 786 | 1,338.58 |
| AMAZON CAPITAL SERVICES | 1K6X-FD14-CVNP | 08/01/2025 | PD-RECHARGEABLE FLASHLIG... | 786 | 138.12 |
| HORIZON | 1X328253 | 08/01/2025 | PW-SOLENOID | 156997 | 221.98 |
| HORIZON | 1X328358 | 08/01/2025 | PW-VALVES | 156997 | 705.10 |
| HORIZON | 1X328662 | 08/01/2025 | PW-VALVES & SOLENOID | 156997 | 419.55 |
| HORIZON | 1X328705 | 08/01/2025 | PW-FIELD SUPPLIES | 156997 | 47.58 |
| HORIZON | 1X328936 | 08/01/2025 | PW-FIELD SUPPLIES | 156997 | 47.58 |
| HORIZON | 1X329220 | 08/01/2025 | PW-IRRIGATION PARTS | 156997 | 1,012.96 |
| HORIZON | 1X329221 | 08/01/2025 | PW-IRRIGATION PARTS | 156997 | 172.91 |
| AMAZON CAPITAL SERVICES | 1YNK-T6VX-6DPY | 08/01/2025 | PD-BATTERIES, PENS, ELECTR... | 786 | 93.72 |
| SELMAN & COMPANY LLC | 20250701 | 08/01/2025 | FIRE-INSURANCE FOR VOLUN... | 157015 | 118.60 |
| CITY OF FAIRFIELD | 231689 | 08/01/2025 | PD-ANIMAL CONTROL JULY 20... | 156986 | 15,889.86 |
| AT&T | 23806647 | 08/01/2025 | 234-258-3110 | 156983 | 159.03 |
| AT&T | 23806697 | 08/01/2025 | 234-344-2188 | 156983 | 45.27 |
| AT&T | 23806709 | 08/01/2025 | 234-371-8713 | 156983 | 161.41 |
| AT&T | 23806950 | 08/01/2025 | 707-421-2729 | 156983 | 30.02 |
| AT&T | 23820614 | 08/01/2025 | 707-429-1297 | 156983 | 30.02 |
| AT&T | 23820617 | 08/01/2025 | 707-429-4647 | 156983 | 31.58 |
| KEVIN LYNN REYNOLDS | 30380 | 08/01/2025 | REC-YEARLY FIRE SYSTEM INS... | 157000 | 285.00 |
| ASSOCIATED SERVICES CO | 325070935 | 08/01/2025 | CITY HALL-COFFEE & LUNCH ... | 156982 | 538.21 |
| ASSOCIATED SERVICES CO | 325070936 | 08/01/2025 | PD-BREAK ROOM SUPPLIES | 156982 | 247.92 |
| KNOCK 'EM OUT PEST CONTRO | 368931 | 08/01/2025 | REC-PEST CONTROL | 157002 | 80.00 |

| Vendor Name | Payable Number | Post Date | Description (Item) | Payment Number | Amount |
|---|---|---|---|---|---|
| ROBERT BELL SR. | 38 | 08/01/2025 | REC-SECURITY GUARDS NELS... | 157013 | 2,331.00 |
| CINTAS CORPORATION #2 | 5281338807 | 08/01/2025 | CITY HALL/PD-REPLENISH FIRS... | 156985 | 766.74 |
| ASSISTANCE PLUS | 52936 | 08/01/2025 | UB-PROCESSING WATER BILLS... | 156981 | 930.33 |
| NEW LOOK POWER WASH | 5866 | 08/01/2025 | PW-PRESSURE WASH KELLOG... | 157007 | 638.00 |
| ADVANCED SOLUTIONS AND S... | 60318318 | 08/01/2025 | FIRE-EMERGENCY SEWER REP... | 156979 | 31,169.74 |
| STAPLES ADVANTAGE | 6037061782 | 08/01/2025 | FINANCE-PAYROLL ENVELOPES.. | 157018 | 133.05 |
| STAPLES ADVANTAGE | 6037061782 | 08/01/2025 | FINANCE-PAYROLL ENVELOPES.. | 157018 | 88.69 |
| VERIZON WIRELESS | 6118151480 | 08/01/2025 | PD-MOBILE SVC 6/11/25-7/10... | 157023 | 2,321.65 |
| VERIZON WIRELESS | 6118151480 | 08/01/2025 | PD-MOBILE SVC 6/11/25-7/10... | 157023 | 275.72 |
| VERIZON WIRELESS | 6118151481 | 08/01/2025 | PW-MOBILE SVC 6/11/25-7/1... | 157022 | 46.36 |
| VERIZON WIRELESS | 6118151481 | 08/01/2025 | PW-MOBILE SVC 6/11/25-7/1... | 157022 | 92.83 |
| VERIZON WIRELESS | 6118151488 | 08/01/2025 | FIRE-MOBILE SVC 6/11/25-7/1... | 157021 | 1,175.78 |
| SUISUN VLY FRUIT GROWERS | 62304 | 08/01/2025 | PW-IRRIGATION SUPPLIES | 157020 | 330.84 |
| SUISUN VLY FRUIT GROWERS | 62396 | 08/01/2025 | PW-IRRIGATION SUPPLIES | 157020 | 110.60 |
| SERVPRO OF VACAVILLE | 7479 | 08/01/2025 | PD-BIO REMEDIATION UNIT 2... | 157016 | 350.00 |
| STERICYCLE, INC. | 8011428740 | 08/01/2025 | PD-STERI SAFE SELECT ANNUA... | 157019 | 408.41 |
| LN CURTIS & SONS | 966242 | 08/01/2025 | PD-UNIFORM ITEMS-PONGRU... | 157003 | 1,375.91 |
| INSURANCE AND BENEFITS TR... | DM0001331 | 08/01/2025 | JULY 2025 COVERAGE | DFT0001356 | 832.00 |
| AMERICAN FIDELITY ADMIN S... | DM0001332 | 08/01/2025 | JULY 2025 PREMIUM | DFT0001357 | 6,799.66 |
| AMERICAN FIDELITY ADMIN S... | DM0001333 | 08/01/2025 | JULY 2025 CONTRIBUTIONS | DFT0001358 | 1,393.32 |
| MUTUAL OF OMAHA | DM0001335 | 08/01/2025 | PREMIUM FOR JULY 2025 | DFT0001360 | 13,801.99 |
| MUTUAL OF OMAHA | DM0001335 | 08/01/2025 | PREMIUM FOR JULY 2025 | DFT0001360 | 3,927.00 |
| MUTUAL OF OMAHA | DM0001335 | 08/01/2025 | PREMIUM FOR JULY 2025 | DFT0001360 | 1,820.35 |
| CLOVER | DM0001336 | 08/04/2025 | CLOVER CREDIT CARD FEES | DFT0001361 | 176.53 |
| Paymentech LLC | DM0001337 | 08/04/2025 | PAYMENTECH FEES FOR JULY | DFT0001362 | 1,961.46 |
| Paymentech LLC | DM0001337 | 08/04/2025 | PAYMENTECH FEES FOR JULY | DFT0001362 | 15,510.59 |
| BUSINESS LICENSE BANK FEES | DM0001338 | 08/05/2025 | AMERICAN EXPRESS FEES | DFT0001363 | 369.96 |
| CAL PERS RETIREMENT SYSTEM | DM0001340 | 08/06/2025 | AUG 2025 PREMIUMS | DFT0001365 | 183,403.01 |
| CAL PERS RETIREMENT SYSTEM | DM0001340 | 08/06/2025 | AUG 2025 PREMIUMS | DFT0001365 | 158.00 |
| CAL PERS RETIREMENT SYSTEM | DM0001340 | 08/06/2025 | AUG 2025 PREMIUMS | DFT0001365 | 107.44 |
| CAL PERS RETIREMENT SYSTEM | DM0001340 | 08/06/2025 | AUG 2025 PREMIUMS | DFT0001365 | 12.64 |
| CAL PERS RETIREMENT SYSTEM | DM0001340 | 08/06/2025 | AUG 2025 PREMIUMS | DFT0001365 | 94.80 |
| CAL PERS RETIREMENT SYSTEM | DM0001340 | 08/06/2025 | AUG 2025 PREMIUMS | DFT0001365 | 399.74 |
| CAL PERS RETIREMENT SYSTEM | DM0001340 | 08/06/2025 | AUG 2025 PREMIUMS | DFT0001365 | 197.50 |
| CAL PERS RETIREMENT SYSTEM | DM0001340 | 08/06/2025 | AUG 2025 PREMIUMS | DFT0001365 | 162.04 |
| CAL PERS RETIREMENT SYSTEM | DM0001340 | 08/06/2025 | AUG 2025 PREMIUMS | DFT0001365 | 316.00 |
| CAL PERS RETIREMENT SYSTEM | DM0001340 | 08/06/2025 | AUG 2025 PREMIUMS | DFT0001365 | 158.00 |
| CAL PERS RETIREMENT SYSTEM | DM0001340 | 08/06/2025 | AUG 2025 PREMIUMS | DFT0001365 | 632.00 |
| CAL PERS RETIREMENT SYSTEM | DM0001340 | 08/06/2025 | AUG 2025 PREMIUMS | DFT0001365 | 316.00 |
| CAL PERS RETIREMENT SYSTEM | DM0001340 | 08/06/2025 | AUG 2025 PREMIUMS | DFT0001365 | 15.80 |
| CAL PERS RETIREMENT SYSTEM | DM0001340 | 08/06/2025 | AUG 2025 PREMIUMS | DFT0001365 | 173.80 |
| CAL PERS RETIREMENT SYSTEM | DM0001340 | 08/06/2025 | AUG 2025 PREMIUMS | DFT0001365 | 86.90 |
| CAL PERS RETIREMENT SYSTEM | DM0001340 | 08/06/2025 | AUG 2025 PREMIUMS | DFT0001365 | 14.22 |
| CAL PERS RETIREMENT SYSTEM | DM0001340 | 08/06/2025 | AUG 2025 PREMIUMS | DFT0001365 | 31.60 |
| CAL PERS RETIREMENT SYSTEM | DM0001340 | 08/06/2025 | AUG 2025 PREMIUMS | DFT0001365 | 12.64 |
| FCS INTERNATIONAL,INC. | 00077807 | 06/30/2025 | SUISUN LOGISTICS PROJECT P... | 157033 | 2,423.00 |
| SHEREE TERRELL | 0034296-3 | 06/30/2025 | REC-DAMAGE DEPOSIT RETU... | 157036 | 210.00 |
| AT&T-1714, 7335 | 072325-1714 | 06/30/2025 | 707-438-1714 | 157029 | 151.49 |
| AT&T-1714, 7335 | 072325-7342 | 06/30/2025 | 707-421-7342 | 157029 | 227.93 |
| U S BANK | 14875944 | 06/30/2025 | FIN-ACCT #19-500190 ADMIN ... | 157039 | 1,000.00 |
| CALIF MUNI STATISTICS INC | 25080107 | 06/30/2025 | DIRECT & OVERLAP DEPT STA... | 157031 | 750.00 |
| RICHARDS, WATSON & GERS... | 254357 | 06/30/2025 | PROFESSIONAL SVCS-GENERAL | 788 | 14,026.75 |
| RICHARDS, WATSON & GERS... | 254358 | 06/30/2025 | PROFESSIONAL SVCS-SUISUN ... | 788 | 1,537.00 |
| RICHARDS, WATSON & GERS... | 254359 | 06/30/2025 | PROFESSIONAL SVCS-BUZZ OA... | 788 | 1,170.00 |
| RICHARDS, WATSON & GERS... | 254361 | 06/30/2025 | PROFESSIONAL SVCS-ADDT'L ... | 788 | 35,292.50 |
| LC ACTION POLICE SUPPLY | 477300 | 06/30/2025 | PD-GUN ACCESSORIES | 157034 | 2,027.15 |
| BARRY SLATER INC | INV-303-2 | 06/30/2025 | CUSTOM REP'D MPAGE MFOR... | 157030 | 5,000.00 |
| SHELDON SECURITY SERVICES ... | 0000055 | 08/08/2025 | CH/PD-SECURITY PATROL 7/1... | 799 | 5,940.00 |
| FWAY SAETEURN-TUCKER | 0042246 | 08/08/2025 | REC-DAMAGE DEPOSIT RETU... | 157060 | 434.00 |
| KRISTAL NAVARRO | 0042625 | 08/08/2025 | REC-DAMAGE DEPOSITS RETU... | 157070 | 651.00 |

| Vendor Name | Payable Number | Post Date | Description (Item) | Payment Number | Amount |
|---|---|---|---|---|---|
| RAMNEET KAUR | 0045734 | 08/08/2025 | REC-DAMAGE DEPOSIT RETU... | 157089 | 434.00 |
| RYAN ESPARZA | 072225 | 08/08/2025 | FIRE-REIMBURSE FOR PARAM... | 157091 | 90.00 |
| MICHELLE ZUNINO | 073025 | 08/08/2025 | FIRE-REIMBURSEMENT FOR U... | 157081 | 75.16 |
| DONALD HATTALA | 073125 | 08/08/2025 | REC-INSTRUCTOR PAYMENT J... | 794 | 1,750.00 |
| DAVID GONZALEZ | 073125 | 08/08/2025 | REC-INSTRUCTOR PAYMENT J... | 157056 | 196.00 |
| ANISA KINSEY | 073125 | 08/08/2025 | REC-INSTRUCTOR PAYMENT-J... | 790 | 864.00 |
| CORETTA GRAYSON | 073125 | 08/08/2025 | REC-INSTRUCTOR PAYMENT J... | 157053 | 88.00 |
| TWIN CITY STEPPERS | 073125 | 08/08/2025 | REC-INSTRUCTOR PAY AUG,SE... | 157101 | 600.00 |
| 5 STAR DETAIL & WASH INC. | 080125 | 08/08/2025 | PD-FLEET CAR WASHES-JULY 2... | 157040 | 147.14 |
| PG&E | 08082505 | 08/08/2025 | 2115121122-0 | 157087 | 1,496.25 |
| PG&E | 08082506 | 08/08/2025 | 4249587183-4 | 157087 | 5,548.64 |
| BRADY COMPANIES, LLC | 10383729 | 08/08/2025 | BLDG-ROLL TOWELS | 157048 | 322.43 |
| WEX INC | 106155683 | 08/08/2025 | GAS USAGE-VARIOUS DEPTS 6... | 800 | 11,333.29 |
| WEX INC | 106155683 | 08/08/2025 | GAS USAGE-VARIOUS DEPTS 6... | 800 | 3,132.09 |
| WEX INC | 106155683 | 08/08/2025 | GAS USAGE-VARIOUS DEPTS 6... | 800 | 183.36 |
| WEX INC | 106155683 | 08/08/2025 | GAS USAGE-VARIOUS DEPTS 6... | 800 | 632.44 |
| DELL MARKETING L P | 10827313914 | 08/08/2025 | MISC COMPUTER ACCESSORIE... | 157057 | 1,275.00 |
| DELL MARKETING L P | 10827313914 | 08/08/2025 | MISC COMPUTER ACCESSORIE... | 157057 | 64.40 |
| DELL MARKETING L P | 10827677209 | 08/08/2025 | COMPUTERS FOR JIM B & RIC... | 157057 | 2,001.31 |
| DELL MARKETING L P | 10827677209 | 08/08/2025 | COMPUTERS FOR JIM B & RIC... | 157057 | 2,001.31 |
| AMAZON CAPITAL SERVICES | 13KF-YTPC-CGC4 | 08/08/2025 | PD-PARTY DECOR, SWEARING ... | 789 | 55.45 |
| AMAZON CAPITAL SERVICES | 13RT-X7N6-HDFG | 08/08/2025 | PD-WINDOW CHARGE & SHIE... | 789 | 1,296.85 |
| OPTIMIZED INVESTMENT PAR... | 1436 | 08/08/2025 | INVESTMENT ADVISORY SVCS ... | 797 | 3,100.08 |
| LIFE-ASSIST INC | 1623327 | 08/08/2025 | FIRE-FENTANYL | 157073 | 165.50 |
| THE HALLE GROUP LLC | 1704 | 08/08/2025 | ADMIN-PROFESSIONAL SVCS-... | 157100 | 3,500.00 |
| IAN LEONG | 2025-14 | 08/08/2025 | PD-FIREARMS TRAINING | 157066 | 1,120.00 |
| WALKUP INVESTIGATIONS | 2025-19 | 08/08/2025 | PD-DISPATCH BACKGROUND-... | 157104 | 2,000.00 |
| CLIVE SAVACOOL, CEO | 2025-256 | 08/08/2025 | FIRE-CONTROLLED SUBSTANC... | 157051 | 2,400.00 |
| AT&T | 23871455 | 08/08/2025 | 707-438-2520 | 157044 | 31.58 |
| AT&T | 23871456 | 08/08/2025 | 707-438-7531 | 157044 | 30.02 |
| CULLIGAN OF SACRAMENTO | 2504783 | 08/08/2025 | PD-WATER SVC AUG'25 | 157054 | 98.90 |
| CHAPLIN AND HILL INVESTIG | 25-47_01 | 08/08/2025 | PD-INVESTIGATIVE SVCS | 793 | 618.75 |
| THE COPY CORNER | 29647 | 08/08/2025 | FINANCE-#10 WINDOW ENVE... | 157099 | 285.02 |
| DAILY REPUBLIC | 300154147 | 08/08/2025 | PLANNING-RESIDENTIAL PROJ... | 157055 | 151.13 |
| NATIX, INC. | 30475 | 08/08/2025 | FIRE-OMNISSA WORKSPACE X... | 157083 | 1,355.75 |
| ASSOCIATED SERVICES CO | 325071069 | 08/08/2025 | CITY HALL-COFFEE & LUNCH ... | 157042 | 111.53 |
| MCKENZIE HARDWARE | 364091 | 08/08/2025 | REC-STAPLE HAMMER & STAP... | 157077 | 51.92 |
| MCKENZIE HARDWARE-2 | 364098 | 08/08/2025 | FIRE-BATHROOM SUPPLIES | 157079 | 42.34 |
| MCKENZIE HARDWARE-2 | 364105 | 08/08/2025 | FIRE-CLOROX WIPES, TAPE, C... | 157079 | 42.62 |
| MCKENZIE HARDWARE | 364113 | 08/08/2025 | REC-CLEANING SUPPLIES | 157077 | 88.34 |
| MCKENZIE HARDWARE | 364122 | 08/08/2025 | REC-FLEX SYSTEM & GLOVES | 157077 | 31.62 |
| MCKENZIE HARDWARE-2 | 364138 | 08/08/2025 | FIRE-PAINT SUPPLIES, SCREWS... | 157079 | 249.14 |
| MCKENZIE HARDWARE/2 | 364146 | 08/08/2025 | BLDG-STOP VALVE & BATTERI... | 157078 | 25.17 |
| MCKENZIE HARDWARE-2 | 364148 | 08/08/2025 | FIRE-STATION MAINTENANCE ... | 157079 | 23.99 |
| MCKENZIE HARDWARE/2 | 364155 | 08/08/2025 | BLDG-BATTERIES & AIR FRESH... | 157078 | 77.40 |
| MCKENZIE HARDWARE-2 | 364200 | 08/08/2025 | FIRE-PAILS & LIDS, SPLIT RINGS | 157079 | 52.96 |
| MCKENZIE HARDWARE-2 | 364202 | 08/08/2025 | FIRE-PAINT SUPPLIES | 157079 | 35.98 |
| MCKENZIE HARDWARE/2 | 364204 | 08/08/2025 | BLDG-MAILBOX LOCK | 157078 | 13.08 |
| MCKENZIE HARDWARE-2 | 364209 | 08/08/2025 | FIRE-FLOOR PADS & DOOR ST... | 157079 | 19.17 |
| MCKENZIE HARDWARE | 364219 | 08/08/2025 | REC-CHOCK ROPES & BRAKE C... | 157077 | 57.80 |
| MCKENZIE HARDWARE-2 | 364240 | 08/08/2025 | FIRE-RETURN DOOR STOP | 157079 | -1.75 |
| MCKENZIE HARDWARE-2 | 364245 | 08/08/2025 | FIRE-PVC SUPPLIES | 157079 | 12.64 |
| MCKENZIE HARDWARE-2 | 364247 | 08/08/2025 | FIRE-HAND TRUCK | 157079 | 130.94 |
| MCKENZIE HARDWARE-2 | 364263 | 08/08/2025 | FIRE-MISC SUPPLIES | 157079 | 46.89 |
| MCKENZIE HARDWARE-2 | 364267 | 08/08/2025 | FIRE-MISC SUPPLIES | 157079 | 35.98 |
| MCKENZIE HARDWARE/2 | 364268 | 08/08/2025 | BLDG-LIGJTS | 157078 | 30.53 |
| MCKENZIE HARDWARE/2 | 364280 | 08/08/2025 | BLDG-KEY | 157078 | 5.45 |
| ENTERPRISE HOLDINGS, INC. | 39560961 | 08/08/2025 | PD-RENTAL CAR-NERI, LAS VE... | 795 | 126.42 |
| MISSION SAMOA INC. | 4 | 08/08/2025 | PD-2 SHELTER BEDS JULY 2025 | 157082 | 4,853.00 |
| FLYERS ENERGY, LLC | 4324047 | 08/08/2025 | FIRE-GAS USAGE 7/16/25-7/3... | 157059 | 32.15 |

| Vendor Name | Payable Number | Post Date | Description (Item) | Payment Number | Amount |
|---|---|---|---|---|---|
| BBP ADMIN | 466255 | 08/08/2025 | HR-COBRA ADMIN SVCS AUG... | 157047 | 73.45 |
| SUPERIOR BUILDING SERVICE | 46997 | 08/08/2025 | VARIOUS DEPTS-JANITORIAL S... | 157098 | 7,300.53 |
| IN HOUSE LEASING, INCORPO | 4957 | 08/08/2025 | COPIER LEASE-FIRE AUG'25 | 157067 | 270.94 |
| IN HOUSE LEASING, INCORPO | 4961 | 08/08/2025 | COPIER LEASE-VARIOUS DEPTS.. | 157067 | 1,619.74 |
| IN HOUSE LEASING, INCORPO | 4961 | 08/08/2025 | COPIER LEASE-VARIOUS DEPTS.. | 157067 | 150.34 |
| IN HOUSE LEASING, INCORPO | 4961 | 08/08/2025 | COPIER LEASE-VARIOUS DEPTS.. | 157067 | 1,263.73 |
| IN HOUSE LEASING, INCORPO | 4961 | 08/08/2025 | COPIER LEASE-VARIOUS DEPTS.. | 157067 | 216.60 |
| IN HOUSE LEASING, INCORPO | 4961 | 08/08/2025 | COPIER LEASE-VARIOUS DEPTS.. | 157067 | 371.21 |
| VESTIS GROUP INC | 5066926321 | 08/08/2025 | PD-MAT SERVICE FROM ARA... | 157102 | 134.94 |
| ASSISTANCE PLUS | 52943 | 08/08/2025 | UB-PROCESS WATER STATEM... | 157041 | 244.96 |
| LES SCHWAB TIRE CENTER | 62300760244 | 08/08/2025 | PD-OIL CHANGE, SENSOR | 157072 | 130.94 |
| LES SCHWAB TIRE CENTER | 62300760244 | 08/08/2025 | PD-OIL CHANGE, SENSOR | 157072 | 247.69 |
| SUISUN VLY FRUIT GROWERS | 62998 | 08/08/2025 | PW-IRRIGATION PARTS | 157097 | 454.06 |
| HOTEL CIRCLE PROPERTY LLC | 73650265 | 08/08/2025 | PD-ROTH-WLLE HOTEL | 157065 | 505.18 |
| HOTEL CIRCLE PROPERTY LLC | 73650276 | 08/08/2025 | PD-HEALY-WLLE HOTEL | 157065 | 505.18 |
| HOTEL CIRCLE PROPERTY LLC | 73650292 | 08/08/2025 | PD-CARLOCK-WLLE HOTEL | 157065 | 505.18 |
| HOTEL CIRCLE PROPERTY LLC | 73650305 | 08/08/2025 | PD-NERI-WLLE HOTEL | 157065 | 505.18 |
| HOTEL CIRCLE PROPERTY LLC | 73650336 | 08/08/2025 | PD-KING-WLLE HOTEL | 157065 | 505.18 |
| HOTEL CIRCLE PROPERTY LLC | 73650340 | 08/08/2025 | PD-KENT-WLLE HOTEL | 157065 | 505.18 |
| HOME DEPOT | 7906777 | 08/08/2025 | REC-WHITE LINE MARKER | 157064 | 395.31 |
| PARTNERS PERSONNEL MAN... | 800074121 | 08/08/2025 | BLDG-TEMP WORKER WEEK E... | 157086 | 1,051.25 |
| PARTNERS PERSONNEL MAN... | 800077146 | 08/08/2025 | BLDG-TEMP WORKER WEEK E... | 157086 | 1,051.25 |
| PARTNERS PERSONNEL MAN... | 800081281 | 08/08/2025 | BLDG-TEMP WORKER WEEK E... | 157086 | 1,051.25 |
| STERICYCLE, INC. | 8011548739 | 08/08/2025 | DISPOSAL OF REG MED WAST... | 157096 | 291.00 |
| HOME DEPOT | 8751800 | 08/08/2025 | REC-FREEZER | 157064 | 1,874.34 |
| OPTERRA ENERGY SERVICES L... | 90077380 | 08/08/2025 | CITY OF SUISUN M&V AND O... | 157085 | 20,910.03 |
| LN CURTIS & SONS | 972661 | 08/08/2025 | FIRE-COMFORT PAD FOR WIL... | 157075 | 22.86 |
| LN CURTIS & SONS | 973775 | 08/08/2025 | FIRE-RESERVE NAME TAGS | 157075 | 87.64 |
| LN CURTIS & SONS | 975831 | 08/08/2025 | FIRE-RESERVE UNIFORM-ESCA... | 157075 | 352.43 |
| ASSOCIATION OF BAY AREA G | AR039530 | 08/08/2025 | ABAG MEMBERSHIP DUES FY2... | 157043 | 9,928.00 |
| INTUIT-SUISUN CITY FIRE DEP... | DM0001341 | 08/08/2025 | FIRE INSPECTION BANK FEES | DFT0001366 | 3.05 |
| INTERNAL REVENUE SERVICE | DM0001342 | 08/08/2025 | PAYROLL FEDERAL TAXES W/H... | DFT0001367 | 17,872.12 |
| INTERNAL REVENUE SERVICE | DM0001342 | 08/08/2025 | PAYROLL FEDERAL TAXES W/H... | DFT0001367 | 74,797.56 |
| HDL COREN & CONE | SIN052807 | 08/08/2025 | CONTRACT SVCS-PROPERTY T... | 157063 | 4,196.58 |
| CLOVER | DM0001343 | 08/11/2025 | CLOVER CREDIT CARD FEES | DFT0001368 | 84.95 |
| CHILD SUPPORT SERVICES | DM0001344 | 08/11/2025 | PAYROLL 8/8/25 CHILD SUPP... | DFT0001369 | 1,516.15 |
| FRANCHISE TAX BOARD | DM0001345 | 08/11/2025 | STATE TAXES W/H 8/8/25 PAY... | DFT0001370 | 30,301.12 |
| FRANCHISE TAX BOARD | DM0001345 | 08/11/2025 | STATE TAXES W/H 8/8/25 PAY... | DFT0001370 | 5,137.02 |
| INSURANCE AND BENEFITS TR... | DM0001347 | 08/12/2025 | AUGUST 2025 COVERAGE | DFT0001372 | 832.00 |
| INTUIT-SUISUN CITY FIRE DEP... | DM0001348 | 08/13/2025 | FIRE INSPECTION BANK FEES | DFT0001373 | 5.55 |
| CAL PERS RETIREMENT SYSTEM | DM0001349 | 08/13/2025 | PAYROLL CONTRIBUTION 8/8/... | DFT0001374 | 111,052.20 |
| INTERNAL REVENUE SERVICE | DM0001350 | 08/13/2025 | PAYROLL FED TAXES W/H RET... | DFT0001375 | 54.70 |
| INTERNAL REVENUE SERVICE | DM0001350 | 08/13/2025 | PAYROLL FED TAXES W/H RET... | DFT0001375 | 85.73 |
| MISSION SQUARE | DM0001351 | 08/13/2025 | 401 A PAYROLL CONTRIBUTIO... | DFT0001376 | 1,139.77 |
| JAMES BRADLEY BLESSO | 1968 | 06/30/2025 | FIRE-SHIELDS | 157114 | 302.95 |
| CITY OF FAIRFIELD | 231682 | 06/30/2025 | FIRE-JUNE VEHICLE MAINTEN... | 157110 | 8,514.49 |
| KOSMONT & ASSOCIATES, INC | 2505.9-001 | 06/30/2025 | PLANNING-SURPLUS LAND C... | 157115 | 8,756.75 |
| KOSMONT & ASSOCIATES, INC | 2505.9-002 | 06/30/2025 | PLANNING-SURPLUS LAND C... | 157115 | 8,667.10 |
| BAUER COMPRESSORS,INC | 330059 | 06/30/2025 | FIRE-ANNUAL PM & AIR TEST | 157109 | 1,604.93 |
| FRANCHISE TAX BOARD | DM0001352 | 08/14/2025 | PAYROLL STATE TAXES W/H D... | DFT0001377 | 5.77 |
| CAL PERS RETIREMENT SYSTEM | DM0001353 | 08/14/2025 | PERS RETIRE PAYROLL DOOLEY.. | DFT0001378 | 518.83 |
| SCPFA | DM0001354 | 08/14/2025 | SCPFA DUES CONTRIBUTION 8... | DFT0001379 | 119.99 |
| SCPOA | DM0001355 | 08/14/2025 | SCPOA UNION DUES CONTRIB... | DFT0001380 | 1,975.00 |
| SEIU UNION | DM0001356 | 08/14/2025 | SEIU UNION DUES CONTRIBUT... | DFT0001381 | 763.08 |
| SCMPEA | DM0001357 | 08/14/2025 | SCMPEA DUES CONTRIBUTIO... | DFT0001382 | 192.00 |
| MISSION SQUARE | DM0001358 | 08/14/2025 | 457 & ROTH CONTRIBUTIONS... | DFT0001383 | 30,363.28 |
| PARS | DM0001359 | 08/14/2025 | PARS PAYROLL CONTRIBUTIO... | DFT0001384 | 2,003.17 |
| INTERNATIONAL ASSOCATION... | DM0001360 | 08/14/2025 | IAFF 1186 UNION DUES CONT... | DFT0001385 | 1,200.03 |
| CON10GENCY CONSULTING, L... | SO-3623 | 06/30/2025 | PD-FIRST RESPONDER SAFETY... | 157111 | 703.31 |
| SARAH SMITH | 0042338 | 08/15/2025 | REC-DAMAGE DEPOSIT RETU... | 157160 | 434.00 |

| Vendor Name | Payable Number | Post Date | Description (Item) | Payment Number | Amount |
|---|---|---|---|---|---|
| RICKY AUSTIN | 0046521 | 08/15/2025 | REC-DAMAGE DEPOSIT RETU... | 157159 | 434.00 |
| GLENNA GELUZ | 0046808 | 08/15/2025 | REC-DAMAGE DEPOSIT RETU... | 157134 | 434.00 |
| REPUBLIC SERVICES #846 | 073125 | 08/15/2025 | CITY O/H SERVICE FEES IN & ... | 157158 | 210.00 |
| REPUBLIC SERVICES #846 | 073125-2 | 08/15/2025 | CITY O/H FEES DISBURSED IN ... | 157158 | -210.00 |
| US POSTMASTER | 080125 | 08/15/2025 | UB-PREPAID POSTAGE PERMIT.. | 157171 | 3,200.00 |
| FAD-ENGELL COMPANY, LLC | 080125 | 08/15/2025 | LEASE PAYMENT FOR TEMP P... | 157133 | 200.00 |
| AMANDA DUM | 080725 | 08/15/2025 | PW-REIMBURSE PARKING FEES.. | 157123 | 302.00 |
| MAVIRUS GROUP, LLC | 103975-1 | 08/15/2025 | PORTABLE LAVATORY-FIRE DE... | 157146 | 3,592.00 |
| BRADY COMPANIES, LLC | 10442297 | 08/15/2025 | BLDG-TOWELS & TP | 157125 | 417.85 |
| REPUBLIC SERVICES #846 | 112622547 | 08/15/2025 | GARBAGE SVCS-718 MAIN ST | 157158 | 4,878.00 |
| EDGE ENGRAVING | 14210 | 08/15/2025 | NAME PLATES AND/OR BADG... | 157132 | 159.32 |
| EDGE ENGRAVING | 14211 | 08/15/2025 | REDO DARDEN NAME PLATE ... | 157132 | 16.84 |
| TRIPEPI SMITH AND ASSOCIAT... | 15278 | 08/15/2025 | PD-INFORMATIONAL VIDEO P... | 157169 | 1,097.00 |
| AMAZON CAPITAL SERVICES | 16PR-DQ7W-1YQV | 08/15/2025 | BLDG-STEP STOOL | 802 | 74.82 |
| JAMES BRADLEY BLESSO | 1985 | 08/15/2025 | FIRE-SHIELDS | 157142 | 481.98 |
| AMAZON CAPITAL SERVICES | 1D1T-QYKQ-9HPL | 08/15/2025 | BLDG-WIPES & BATTERIES | 802 | 37.93 |
| AMAZON CAPITAL SERVICES | 1D34-G6WH-9FT7 | 08/15/2025 | PWE-PENS & JOURNALS | 802 | 38.89 |
| AMAZON CAPITAL SERVICES | 1MFG-9PH9-6TCQ | 08/15/2025 | BLDG-POPCORN | 802 | 27.99 |
| AMAZON CAPITAL SERVICES | 1P1C-7LG9-63G9 | 08/15/2025 | HR-LAMINATED P TOUCH TAPE | 802 | 73.10 |
| AMAZON CAPITAL SERVICES | 1PWV-1QHX-CHM6 | 08/15/2025 | BLDG-CALENDAR | 802 | 22.91 |
| AMAZON CAPITAL SERVICES | 1WTK-9XCL-6J3V | 08/15/2025 | BLDG-HANDHELD VACUUM &... | 802 | 42.09 |
| AMAZON CAPITAL SERVICES | 1XKD-YLT4-9FT7 | 08/15/2025 | PWE-PRINTING CALCULATOR | 802 | 70.91 |
| AMAZON CAPITAL SERVICES | 1YN7-C4RG-6NWH | 08/15/2025 | HR-MISC OFFICE SUPPLIES | 802 | 944.12 |
| SOLANO DIVERSIFIED SERVIC | 23-1087 | 08/15/2025 | PW-LANDSCAPE MAINTENAN... | 157162 | 719.00 |
| SOLANO DIVERSIFIED SERVIC | 23-1088 | 08/15/2025 | PW-CITY HALL & PD-LANDSCA... | 157162 | 1,202.00 |
| CITY OF FAIRFIELD | 231703 | 08/15/2025 | PD-CITY OF FAIRFIELD ANIMAL... | 157126 | 15,889.86 |
| CITY OF FAIRFIELD | 231713 | 08/15/2025 | PD-RANGE USE-JULY 2025 | 157127 | 1,386.00 |
| AT&T | 23882853 | 08/15/2025 | 234-344-8157 | 157124 | 155.40 |
| AT&T | 23882866 | 08/15/2025 | 436-951-2254 | 157124 | 238.61 |
| AT&T | 23882931 | 08/15/2025 | 707-399-6987 | 157124 | 426.67 |
| AT&T | 23882933 | 08/15/2025 | 707-421-6622 | 157124 | 234.24 |
| AT&T | 23882934 | 08/15/2025 | 707-421-7200 | 157124 | 124.17 |
| AT&T | 23882935 | 08/15/2025 | 707-421-7203 | 157124 | 53.86 |
| AT&T | 23882937 | 08/15/2025 | 707-421-7300 | 157124 | 50.95 |
| AT&T | 23882939 | 08/15/2025 | 707-421-7310 | 157124 | 61.49 |
| AT&T | 23882941 | 08/15/2025 | 707-421-7320 | 157124 | 107.89 |
| OAKVILLE PUMP SERVICE | 2404 | 08/15/2025 | PW-BI ANNUAL PUMP INSPEC... | 157153 | 218.75 |
| COMCAST | 246911916 | 08/15/2025 | ETHERNET SERVICE THROUGH... | 157128 | 789.22 |
| SOLANO COUNTY SHERIFFS | 26 A0024 | 08/15/2025 | FIRE-SOLANO CO INTERAGEN... | 157161 | 25,000.00 |
| MULTI-AGENCY SUPPORT SER... | 2820 | 08/15/2025 | PD-UAS BASIC PILOTS COURSE... | 157152 | 22,781.00 |
| DAILY REPUBLIC | 300154274 | 08/15/2025 | PLANNING-1220 & 1240 MCC... | 157129 | 131.75 |
| DAILY REPUBLIC | 300154275 | 08/15/2025 | PLANNING-CASA DE SUISUN A... | 157129 | 133.69 |
| HOME DEPOT CREDIT SERVICE | 3200628 | 08/15/2025 | PW-WOOD STORAGE SHED | 157137 | 2,455.29 |
| AAA VINTAGE GASSES, INC. | 329562 | 08/15/2025 | FIRE-OXYGEN COMPRESSED &... | 157120 | 55.00 |
| AAA VINTAGE GASSES, INC. | 329706 | 08/15/2025 | FIRE-OXYGEN COMPRESSED &... | 157120 | 75.00 |
| MCKENZIE HARDWARE-PD | 364125 | 08/15/2025 | PD-HARDWARE | 157147 | 11.13 |
| MCKENZIE HARDWARE-PW | 364129 | 08/15/2025 | PW-QUICK CONNECT | 157148 | 7.63 |
| MCKENZIE HARDWARE-PD | 364136 | 08/15/2025 | PD-BATTERIES | 157147 | 14.18 |
| MCKENZIE HARDWARE-PW | 364147 | 08/15/2025 | PW-HARDWARE | 157148 | 11.74 |
| MCKENZIE HARDWARE-PW | 364162 | 08/15/2025 | BLDG-KEY FOR BOAT RAMP | 157148 | 10.89 |
| MCKENZIE HARDWARE-PW | 364167 | 08/15/2025 | PW-TOOLS, BUNGEE CORD, E... | 157148 | 17.53 |
| MCKENZIE HARDWARE-PD | 364170 | 08/15/2025 | PD-KEY | 157147 | 7.19 |
| MCKENZIE HARDWARE-PW | 364183 | 08/15/2025 | PW-PLIERS | 157148 | 19.63 |
| MCKENZIE HARDWARE-PW | 364186 | 08/15/2025 | PW-HOSE CLAMPS, WD40, ETC | 157148 | 16.34 |
| MCKENZIE HARDWARE-PW | 364187 | 08/15/2025 | PW-PVC ELBOWS | 157148 | 49.07 |
| MCKENZIE HARDWARE-PW | 364188 | 08/15/2025 | PW-HOSE CLAMPS | 157148 | 6.53 |
| MCKENZIE HARDWARE-PW | 364189 | 08/15/2025 | PW-RETURN PVC SUPPLIRS | 157148 | -10.91 |
| MCKENZIE HARDWARE-PW | 364207 | 08/15/2025 | PW-WIRE CONNECTORS | 157148 | 9.13 |
| MCKENZIE HARDWARE-PW | 364217 | 08/15/2025 | PW-PVC SUPPLIES | 157148 | 5.50 |
| MCKENZIE HARDWARE-PW | 364223 | 08/15/2025 | PW-PVC SUPPLIES | 157148 | 17.14 |

| Vendor Name | Payable Number | Post Date | Description (Item) | Payment Number | Amount |
|---|---|---|---|---|---|
| MCKENZIE HARDWARE-PW | 364224 | 08/15/2025 | PW-EZ SEED | 157148 | 81.83 |
| MCKENZIE HARDWARE-PW | 364225 | 08/15/2025 | PW-EZ SEED | 157148 | 81.83 |
| MCKENZIE HARDWARE-PD | 364231 | 08/15/2025 | PD-SCREWS & MOUNTS | 157147 | 18.75 |
| MCKENZIE HARDWARE-PD | 364232 | 08/15/2025 | PD-HARDWARE | 157147 | 5.77 |
| MCKENZIE HARDWARE-PW | 364257 | 08/15/2025 | PW-WATER FOUNTAIN PARTS | 157148 | 0.50 |
| MCKENZIE HARDWARE-PW | 364258 | 08/15/2025 | PW-WATER FOUNTAIN CONN... | 157148 | 16.36 |
| HUNTERS SERVICES INC. | 377087 | 08/15/2025 | CITY HALL-SERVICE | 157138 | 45.00 |
| HUNTERS SERVICES INC. | 377088 | 08/15/2025 | PD-SERVICE | 157138 | 30.00 |
| HUNTERS SERVICES INC. | 377089 | 08/15/2025 | COMMUNITY CENTER-SERVICE | 157138 | 55.00 |
| HUNTERS SERVICES INC. | 377090 | 08/15/2025 | CORP YARD-SERVICE | 157138 | 65.00 |
| HUNTERS SERVICES INC. | 377091 | 08/15/2025 | MARINA OFFICE-SERVICE | 157138 | 30.00 |
| HUNTERS SERVICES INC. | 377093 | 08/15/2025 | BURDICK CTR-SERVICE | 157138 | 30.00 |
| HUNTERS SERVICES INC. | 377098 | 08/15/2025 | 720 MAIN ST-SERVICE | 157138 | 65.00 |
| HUNTERS SERVICES INC. | 377101 | 08/15/2025 | SENIOR CTR-SERVICE | 157138 | 30.00 |
| HUNTERS SERVICES INC. | 377117 | 08/15/2025 | FIRE DEPT-SERVICE | 157138 | 60.00 |
| HUNTERS SERVICES INC. | 377734 | 08/15/2025 | CITY HALL-RODENT CONTROL | 157138 | 100.00 |
| HUNTERS SERVICES INC. | 377750 | 08/15/2025 | MARINA OFFICE-RODENT CO... | 157138 | 100.00 |
| HUNTERS SERVICES INC. | 378302 | 08/15/2025 | PD EVIDENCE BLDG-SERVICE | 157138 | 30.00 |
| SPEAKWRITE LLC | 380c6271 | 08/15/2025 | PD-TRANSCRIPTION SERVICES | 157165 | 468.60 |
| OFFICE DEPOT | 431136628001 | 08/15/2025 | BLDG-FACIAL TISSUE | 157154 | 80.82 |
| J.J.R. ENTERPRISES, INC | 4437027-CAL | 08/15/2025 | PRINTER USAGE-VARIOUS DE... | 157141 | 13.87 |
| J.J.R. ENTERPRISES, INC | 4437027-CAL | 08/15/2025 | PRINTER USAGE-VARIOUS DE... | 157141 | 9.99 |
| J.J.R. ENTERPRISES, INC | 4437027-CAL | 08/15/2025 | PRINTER USAGE-VARIOUS DE... | 157141 | 4.06 |
| J.J.R. ENTERPRISES, INC | 4437027-CAL | 08/15/2025 | PRINTER USAGE-VARIOUS DE... | 157141 | 6.53 |
| J.J.R. ENTERPRISES, INC | 4438889-CAL | 08/15/2025 | COPIER USAGE-VARIOUS DEP... | 157141 | 760.65 |
| J.J.R. ENTERPRISES, INC | 4438889-CAL | 08/15/2025 | COPIER USAGE-VARIOUS DEP... | 157141 | 209.39 |
| J.J.R. ENTERPRISES, INC | 4438889-CAL | 08/15/2025 | COPIER USAGE-VARIOUS DEP... | 157141 | 31.12 |
| J.J.R. ENTERPRISES, INC | 4438889-CAL | 08/15/2025 | COPIER USAGE-VARIOUS DEP... | 157141 | 282.93 |
| IRVINE & JACHENS INC | 5019 | 08/15/2025 | PD-BADGES FOR OFFICERS & D.. | 157140 | 882.00 |
| HOME DEPOT CREDIT SERVICE | 5642773 | 08/15/2025 | PW-FIELD SUPPLIES | 157137 | 68.76 |
| LN CURTIS & SONS | 977608 | 08/15/2025 | FIRE-EMBROIDERED NAME TA... | 157145 | 68.16 |
| MES I ACQUISITION INC | IN2309253 | 08/15/2025 | FIRE-BOOTS | 157151 | 397.48 |
| TABLET COMMAND, INC. | INV-1430 | 08/15/2025 | FIRE-VARIOUS SOFTWARE RE... | 157166 | 33,250.00 |
| BEHAVIOR ANALYSIS TRAINING | IV01027 | 08/15/2025 | PD-INVESTIGATE & INTERROG... | 803 | 575.00 |
| US BANK | 07222500 | 07/22/2025 | ROBERTS-MAILCHIMP-FINAN... | 804 | 52.00 |
| US BANK | 07222503 | 07/22/2025 | LUNA-SUKHOTHAI-FIN DEPT A... | 804 | 133.65 |
| US BANK | 07222504 | 07/22/2025 | LUNA-DELUXE-DEPOSIT SLIPS | 804 | 170.03 |
| US BANK | 07222505 | 07/22/2025 | LUNA-CSMFO-REFUND CANCE... | 804 | -165.00 |
| US BANK | 07222506 | 07/22/2025 | LUNA-TAXZERONE-FORM 941 ... | 804 | 6.99 |
| US BANK | 07222507 | 07/22/2025 | CARLOCK-CA POLICE CHIEF-TR... | 804 | 200.00 |
| US BANK | 07222508 | 07/22/2025 | CARLOCK-WRAPS BY DRE-WI... | 804 | 257.50 |
| US BANK | 072225100 | 07/22/2025 | SINGLEY-WALMART-BINGO PR... | 804 | 118.79 |
| US BANK | 072225104 | 07/22/2025 | SINGLEY-DHARRIS TOURS-TR... | 804 | 1,000.00 |
| US BANK | 072225105 | 07/22/2025 | SINGLEY-DHARRIS-TRANSPOR... | 804 | 480.00 |
| US BANK | 072225108 | 07/22/2025 | SINGLEY-WALMART-BINGO PR... | 804 | 128.62 |
| US BANK | 072225111 | 07/22/2025 | SINGLEY-SAMS CLUB-SNACKS, ... | 804 | 43.92 |
| US BANK | 072225113 | 07/22/2025 | HERNANDEZ-SOUTHWEST-FLI... | 804 | 40.40 |
| US BANK | 072225114 | 07/22/2025 | HERNANDEZ-SOUTHWEST-FLI... | 804 | 198.60 |
| US BANK | 072225115 | 07/22/2025 | HERNANDEZ-ARCO-ACCIDENT... | 804 | 40.02 |
| US BANK | 072225116 | 07/22/2025 | DUMALAG-WALMART-ART SU... | 804 | 56.02 |
| US BANK | 072225117 | 07/22/2025 | DUMALAG-UPS-LIVE SCANS | 804 | 35.00 |
| US BANK | 072225118 | 07/22/2025 | DUMALAG-WALMART-POPSIC... | 804 | 11.86 |
| US BANK | 072225119 | 07/22/2025 | DUMALAG-HELLOBOUNCE-PR... | 804 | 675.00 |
| US BANK | 072225120 | 07/22/2025 | PREBULA-LYFT-CITY BUSINESS... | 804 | 29.17 |
| US BANK | 072225121 | 07/22/2025 | PREBULA-UBER-CITY BUSINESS.. | 804 | 191.00 |
| US BANK | 072225122 | 07/22/2025 | PREBULA-SOUTHWEST-FLIGH... | 804 | 1,056.97 |
| US BANK | 072225123 | 07/22/2025 | PREBULA-LYFT-CITY BUSINESS... | 804 | 132.94 |
| US BANK | 072225124 | 07/22/2025 | PREBULA-LYFT-CITY BUSINESS... | 804 | 10.48 |
| US BANK | 072225125 | 07/22/2025 | PREBULA-LYFT-CITY BUSINESS... | 804 | 116.25 |
| US BANK | 072225126 | 07/22/2025 | CHUN-SAFARILAND-DEPARTM... | 804 | 510.71 |

| Vendor Name | Payable Number | Post Date | Description (Item) | Payment Number | Amount |
|---|---|---|---|---|---|
| US BANK | 072225127 | 07/22/2025 | CHUN-LA CABANA-SMART TE... | 804 | 191.09 |
| US BANK | 072225128 | 07/22/2025 | CHUN-SOUTHWEST-FLIGHT TO.. | 804 | 203.61 |
| US BANK | 07222513 | 07/22/2025 | MORA-TACO BELL-STAFF LUN... | 804 | 76.46 |
| US BANK | 072225133 | 07/22/2025 | KING-CHEVRON-ICE FOR 4TH ... | 804 | 37.76 |
| US BANK | 072225136 | 07/22/2025 | NASH-LOS ALTOS-CITY COUNC... | 804 | 231.31 |
| US BANK | 072225137 | 07/22/2025 | NASH-REPORTER-SUBSCRIPTI... | 804 | 1.00 |
| US BANK | 072225138 | 07/22/2025 | NASH-GOLDEN PHOENIX-CITY... | 804 | 14.74 |
| US BANK | 072225139 | 07/22/2025 | NASH-SUKO THAI-CITY COUNC... | 804 | 276.96 |
| US BANK | 072225140 | 07/22/2025 | NASH-FLOWER BASKET-FLOW... | 804 | 200.00 |
| US BANK | 072225141 | 07/22/2025 | ALEXANDER-WALMART-PAINT... | 804 | 3.13 |
| US BANK | 072225142 | 07/22/2025 | ALEXANDER-SIRCHIE-EVIDENC... | 804 | 126.62 |
| US BANK | 072225143 | 07/22/2025 | ALEXANDER-EVIDENT-SHIPPI... | 804 | 72.05 |
| US BANK | 072225144 | 07/22/2025 | ALEXANDER-EVIDENT-GUN B... | 804 | 98.00 |
| US BANK | 072225145 | 07/22/2025 | ALEXANDER-WALMART-EVENT.. | 804 | 77.59 |
| US BANK | 072225146 | 07/22/2025 | ALEXANDER-HOME DEPOT-CA... | 804 | 414.65 |
| US BANK | 072225155 | 07/22/2025 | ALEXANDER-SIRCHIE-EVIDENC... | 804 | 28.26 |
| US BANK | 072225157 | 07/22/2025 | ALEXANDER-WALMART-SAFE,... | 804 | 22.92 |
| US BANK | 072225159 | 07/22/2025 | MOLINAR-CPS HR-CREDIT, CA... | 804 | -650.00 |
| US BANK | 072225160 | 07/22/2025 | MALALUAN-NEOGOV-IGNITE ... | 804 | 1,200.00 |
| US BANK | 072225161 | 07/22/2025 | MALALUAN-CPS HR-CHATGPT ... | 804 | 275.00 |
| US BANK | 072225162 | 07/22/2025 | MALALUAN-UCR-SHRM CERTIF.. | 804 | 1,480.00 |
| US BANK | 072225163 | 07/22/2025 | MALALUAN-SOUTHWEST-AIR... | 804 | 136.96 |
| US BANK | 072225164 | 07/22/2025 | MALALUAN-COURSIV LIMASS... | 804 | 39.99 |
| US BANK | 072225165 | 07/22/2025 | MALALUAN-SHRM-CP CERTIFI... | 804 | 150.00 |
| US BANK | 072225166 | 07/22/2025 | MALALUAN-CAESARS PALACE-... | 804 | 300.46 |
| US BANK | 072225167 | 07/22/2025 | MALALUAN-INDEED-JUNE 202... | 804 | 442.48 |
| US BANK | 072225168 | 07/22/2025 | MALALUAN-SUNSET DONUTS-... | 804 | 21.20 |
| US BANK | 072225169 | 07/22/2025 | WHITE-ZIP TJRU-CAR WASH F... | 804 | 20.00 |
| US BANK | 072225170 | 07/22/2025 | WHITE-ZIP THRU-CAR WASH, ... | 804 | 20.00 |
| US BANK | 072225175 | 07/22/2025 | COOK-NAT NOTARY ASSOC-N... | 804 | 199.00 |
| US BANK | 072225181 | 07/22/2025 | POCK-SAFEWAY-WATER, STAT... | 804 | 10.40 |
| US BANK | 072225182 | 07/22/2025 | POCK-SAFEWAY-SNACKS, STA... | 804 | 30.79 |
| US BANK | 072225183 | 07/22/2025 | POCK-COSTCO-SNACKS, STATE... | 804 | 12.99 |
| US BANK | 072225184 | 07/22/2025 | POCK-COSTCO-SNACKS, STATE... | 804 | 53.46 |
| US BANK | 072225185 | 07/22/2025 | POCK-RALEYS-BEVERAGES, C... | 804 | 18.62 |
| US BANK | 072225186 | 07/22/2025 | POCK-GOLDEN PHOENIX-COU... | 804 | 238.43 |
| US BANK | 072225187 | 07/22/2025 | POCK-WALMART-STATE OF T... | 804 | 35.91 |
| US BANK | 072225190 | 07/22/2025 | POCK-AMAZON-FRAMES, CO... | 804 | 545.50 |
| US BANK | 072225191 | 07/22/2025 | POCK-ZOOM-FEES FOR MEETI... | 804 | 639.90 |
| US BANK | 072225193 | 07/22/2025 | HEALY-CA POLICE CHIEFS-AI T... | 804 | 170.00 |
| US BANK | 072225194 | 07/22/2025 | ZUNINO-PRIMO-WATER DELIV... | 804 | 195.48 |
| US BANK | 072225195 | 07/22/2025 | ZUNINO-COMCAST-CABLE | 804 | 164.02 |
| US BANK | 072225196 | 07/22/2025 | ZUNINO-ANYPROMO-GLOW S... | 804 | 499.03 |
| US BANK | 072225197 | 07/22/2025 | ZUNINO-WRISTBAND EXPRESS... | 804 | 37.15 |
| US BANK | 072225198 | 07/22/2025 | ZUNINO-MUERTOS-COFFEE | 804 | 130.00 |
| US BANK | 072225200 | 07/22/2025 | GELUZ-PANDA EXPRESS-LUNC... | 804 | 17.46 |
| US BANK | 072225202 | 07/22/2025 | GELUZ-FEDEX-OVERNIGHT TO... | 804 | 49.70 |
| US BANK | 072225203 | 07/22/2025 | GELUZ-STAPLES-BUSINESS CA... | 804 | 27.08 |
| US BANK | 072225204 | 07/22/2025 | GELUZ-RALEYS-VINEGAR, ICE ... | 804 | 4.98 |
| US BANK | 072225205 | 07/22/2025 | GELUZ-STARBUCKS-PWE FIELD... | 804 | 28.25 |
| US BANK | 072225206 | 07/22/2025 | KENT-707EMB-WRISTBANDS, ... | 804 | 407.24 |
| US BANK | 072225207 | 07/22/2025 | KENT-707EMB-PENCILS, 4TH ... | 804 | 458.56 |
| US BANK | 072225209 | 07/22/2025 | KENT-707EMB-FRISBEES, 4TH... | 804 | 917.59 |
| US BANK | 072225213 | 07/22/2025 | KENT-UPS-MAILING EVIDENCE... | 804 | 20.59 |
| US BANK | 07222522 | 07/22/2025 | MORA-PRIMO-WATER DELIVE... | 804 | 4.34 |
| US BANK | 072225223 | 07/22/2025 | KENT-AMERICAN RX-TAKE BA... | 804 | 501.37 |
| US BANK | 072225224 | 07/22/2025 | KENT-UPS-SHIPPING-TAKE BA... | 804 | 14.75 |
| US BANK | 072225225 | 07/22/2025 | DANNER-ULINE-RETRACTABLE... | 804 | 147.32 |
| US BANK | 072225226 | 07/22/2025 | RENUCCI-TRACTOR SUPPLY-S... | 804 | 46.91 |
| US BANK | 072225227 | 07/22/2025 | RENUCCI-TRACTOR SUPPLY-S... | 804 | 65.46 |

| Vendor Name | Payable Number | Post Date | Description (Item) | Payment Number | Amount |
|---|---|---|---|---|---|
| US BANK | 072225228 | 07/22/2025 | RENUCCI-STAPLES-OFFICE SU... | 804 | 18.17 |
| US BANK | 072225229 | 07/22/2025 | RENUCCI-SP FIRST TACTICAL-... | 804 | 804.32 |
| US BANK | 07222523 | 07/22/2025 | MORA-ACE-LOCK, LAMBRECHT.. | 804 | 20.72 |
| US BANK | 072225230 | 07/22/2025 | RENUCCI-SP FN SIMPLE-NEW ... | 804 | 154.05 |
| US BANK | 072225231 | 07/22/2025 | RENUCCI-UPS-MAIL 222 FORM.. | 804 | 13.39 |
| US BANK | 072225232 | 07/22/2025 | KEARNS-PARCELQUEST-SUBS... | 804 | 199.95 |
| US BANK | 072225233 | 07/22/2025 | KEARNS-AMERICAN PLANNING.. | 804 | 751.51 |
| US BANK | 072225234 | 07/22/2025 | MCHENRY-WALMART-CAMP ... | 804 | 31.30 |
| US BANK | 072225237 | 07/22/2025 | MCHENRY-COSTCO-CAMP WA... | 804 | 250.97 |
| US BANK | 072225238 | 07/22/2025 | MCHENRY-COSTCO-CAMP WA... | 804 | 111.49 |
| US BANK | 072225239 | 07/22/2025 | MCHENRY-RCFAMILYRAN-CA... | 804 | 565.00 |
| US BANK | 07222524 | 07/22/2025 | MORA-PRIMO-WATER DELIVE... | 804 | 104.21 |
| US BANK | 072225241 | 07/22/2025 | MCHENRY-COSTCO-CAMP BU... | 804 | 23.99 |
| US BANK | 072225249 | 07/22/2025 | MCHENRY-DAVE & BUSTER-C... | 804 | 474.85 |
| US BANK | 07222525 | 07/22/2025 | MORA-ACE-RETURN LOCK, L... | 804 | -20.72 |
| US BANK | 07222526 | 07/22/2025 | DOWNEY-EVERON-ALARM, L... | 804 | 79.90 |
| US BANK | 07222527 | 07/22/2025 | DOWNEY-EVERON-ALARM, L... | 804 | 79.90 |
| US BANK | 07222528 | 07/22/2025 | DOWNEY-JC NELSON-CLEANI... | 804 | 655.49 |
| US BANK | 07222530 | 07/22/2025 | DOWNEY-JUMPITY BUMPITY-... | 804 | 376.07 |
| US BANK | 07222531 | 07/22/2025 | DOWNEY-REGAL-CUMMER C... | 804 | 15.00 |
| US BANK | 07222532 | 07/22/2025 | DOWNEY-REGAL-SUMMER C... | 804 | 15.00 |
| US BANK | 07222533 | 07/22/2025 | DOWNEY-JCNELSON-CLEANIN... | 804 | 666.23 |
| US BANK | 07222535 | 07/22/2025 | DOWNEY-JCNELSON-CLEANIN... | 804 | 428.47 |
| US BANK | 07222537 | 07/22/2025 | NERI-FORCE SCIENCE-FORCE ... | 804 | 495.00 |
| US BANK | 07222538 | 07/22/2025 | NERI-KAREN BAKERY-LUNCH, ... | 804 | 50.62 |
| US BANK | 07222539 | 07/22/2025 | NERI-SOUTHWEST-FLIGHT, TR... | 804 | 40.40 |
| US BANK | 07222540 | 07/22/2025 | NERI-SOUTHWEST-FLIGHT, TR... | 804 | 36.20 |
| US BANK | 07222541 | 07/22/2025 | NERI-SOUTHWEST-FLIGHT, TR... | 804 | 257.96 |
| US BANK | 07222542 | 07/22/2025 | NERI-SOUTHWEST-FLIGHT, TR... | 804 | 373.60 |
| US BANK | 07222543 | 07/22/2025 | NERI-CACTIS MEXICAN-DINNE... | 804 | 27.08 |
| US BANK | 07222544 | 07/22/2025 | NERI-GREEN VALLEY-HOTEL, F... | 804 | 283.28 |
| US BANK | 07222545 | 07/22/2025 | NERI-SAC AIRPORT-PARKING, ... | 804 | 60.00 |
| US BANK | 07222546 | 07/22/2025 | NERI-OMINGS KITCHEN-DINN... | 804 | 19.50 |
| US BANK | 07222547 | 07/22/2025 | NERI-CHEVRON-FUEL, RENTAL... | 804 | 27.58 |
| US BANK | 07222548 | 07/22/2025 | NERI-STARBUCKS-BREAKFAST,... | 804 | 11.81 |
| US BANK | 07222549 | 07/22/2025 | NERI-SOUTHWEST-FLIGHT, U... | 804 | 50.00 |
| US BANK | 07222550 | 07/22/2025 | BRASSFIELD-WALMART-WATE... | 804 | 327.92 |
| US BANK | 07222555 | 07/22/2025 | HENDERSON-WALMART-SODA.. | 804 | 61.46 |
| US BANK | 07222556 | 07/22/2025 | HENDERSON-ROUND TABLE-P... | 804 | 279.39 |
| US BANK | 07222560 | 07/22/2025 | PENLAND-NEOGOV-IGNITE C... | 804 | 1,200.00 |
| US BANK | 07222561 | 07/22/2025 | PENLAND-SHRM-MEMBERSHI... | 804 | 299.00 |
| US BANK | 07222562 | 07/22/2025 | PENLAND-WRIPAC-JOB ANALY... | 804 | 150.00 |
| US BANK | 07222563 | 07/22/2025 | PENLAND-CPS HR-HR ACADE... | 804 | 1,460.00 |
| US BANK | 07222564 | 07/22/2025 | PENLAND-CANVA-USE SUBSCR.. | 804 | 300.00 |
| US BANK | 07222567 | 07/22/2025 | HEINE-SP BLUE&GOLD-POLO, ... | 804 | 185.41 |
| US BANK | 07222568 | 07/22/2025 | HEINE-LITTLE CAESARS-MEAL,... | 804 | 40.52 |
| US BANK | 07222569 | 07/22/2025 | HEINE-CELESTINOS-MEAL, TRA.. | 804 | 46.22 |
| US BANK | 07222570 | 07/22/2025 | HEINE-LAKE NATOMA INN-M... | 804 | 33.74 |
| US BANK | 07222571 | 07/22/2025 | HEINE-LAKE NATOMA INN-HO... | 804 | 593.10 |
| US BANK | 07222572 | 07/22/2025 | HEINE-FBI LEEDA-TRAINING | 804 | 795.00 |
| US BANK | 07222573 | 07/22/2025 | COLIN-POSITIVE PROMOS-PU... | 804 | 531.58 |
| US BANK | 07222574 | 07/22/2025 | COLIN-ALERT ALL-PUBLIC EDU... | 804 | 858.00 |
| US BANK | 07222576 | 07/22/2025 | COLIN-INT'L CODE COUNCIL-U... | 804 | 807.04 |
| US BANK | 07222577 | 07/22/2025 | LOPEZ-MOUNTAIN MIKES-RE... | 804 | 135.96 |
| US BANK | 07222578 | 07/22/2025 | LOPEZ-O'REILLY-WIPER BLADES | 804 | 85.28 |
| US BANK | 07222579 | 07/22/2025 | LOPEZ-LA CABANA-LUNCH FO... | 804 | 153.83 |
| US BANK | 07222580 | 07/22/2025 | MARTIN-DINNER, SERVER OU... | 804 | 140.78 |
| US BANK | 07222581 | 07/22/2025 | MARTIN-LUNCH, SERVER OUT... | 804 | 67.86 |
| US BANK | 07222582 | 07/22/2025 | MARTIN-CHIK FIL A-STRIKE TE... | 804 | 21.81 |
| US BANK | 07222583 | 07/22/2025 | MARTIN-COMFORT INN-STRIK... | 804 | 119.84 |

| Vendor Name | Payable Number | Post Date | Description (Item) | Payment Number | Amount |
|---|---|---|---|---|---|
| US BANK | 07222584 | 07/22/2025 | MARTIN-NAPA STORE-STRIKE ... | 804 | 24.65 |
| US BANK | 07222585 | 07/22/2025 | SOTO-COASTAL VLLY EMS-EM... | 804 | 117.00 |
| US BANK | 07222586 | 07/22/2025 | SOTO-CHEVRON-FUEL, E48 | 804 | 133.81 |
| US BANK | 07222587 | 07/22/2025 | GOLTAIO-RALEYS-REFRESHM... | 804 | 39.63 |
| US BANK | 07222588 | 07/22/2025 | GOLTAIO-LEVAIN-FOOD, BAY ... | 804 | 91.69 |
| US BANK | 07222589 | 07/22/2025 | PANTOJA-YOUTUBETV-LAMB... | 804 | 101.97 |
| US BANK | 07222590 | 07/22/2025 | PANTOJA-ZOOM-LAMBRECHT... | 804 | 15.99 |
| US BANK | 07222591 | 07/22/2025 | PANTOJA-SMART & FINAL-LA... | 804 | 5.99 |
| US BANK | 07222592 | 07/22/2025 | PANTOJA-SAMS CLUB-LAMBR... | 804 | 938.32 |
| US BANK | 07222593 | 07/22/2025 | PANTOJA-SMART&FINAL-LAM... | 804 | 283.98 |
| US BANK | 07222594 | 07/22/2025 | PANTOJA-RICHARDSON-LAMB... | 804 | 536.80 |
| US BANK | 07222595 | 07/22/2025 | PANTOJA-HARBOR FREIGHT-L... | 804 | 21.66 |
| US BANK | 07222596 | 07/22/2025 | SINGLEY-RALEYS-COOKIES, SE... | 804 | 11.96 |
| US BANK | 07222599 | 07/22/2025 | SINGLEY-SAMS CLUB-APPS & ... | 804 | 276.13 |
| ENTERPRISE FLEET MANAGE... | DM0001363 | 08/20/2025 | ENTERPRISE LEASES-PD/INV #... | DFT0001388 | 5,693.41 |
| ENTERPRISE FLEET MANAGE... | DM0001364 | 08/20/2025 | ENTERPRISE LEASES-CITY/INV ... | DFT0001389 | 1,808.93 |
| KATHLEEN KING | 063025 | 06/30/2025 | EDUCATION REIMBURSEMENT | 157177 | 1,000.00 |
| SIGFRED NERI | 081825 | 06/30/2025 | PD-TUITION REIMBURSEMENT | 157179 | 1,800.00 |
| KRAMER WORKPLACE INVEST... | 1975 | 06/30/2025 | PERSONNEL INVESTIGATION-... | 157178 | 22,940.50 |
| HCI SYSTEMS, INC. | I0121215 | 06/30/2025 | CITY HALL/PD-ITV LEAKING IN... | 157175 | 855.30 |
| HCI SYSTEMS, INC. | I0122616 | 06/30/2025 | CITY HALL/PD-REPAIR FIRE SPR.. | 157175 | 3,809.97 |
| JESSICA BARAJAS | 0043522 | 08/22/2025 | REC-DAMAGE DEPOSIT RETU... | 157195 | 434.00 |
| INETTA PITRE | 0046133 | 08/22/2025 | REC-DAMAGE DEPOSIT RETU... | 157194 | 217.00 |
| JUN REPIEDAD | 0047097 | 08/22/2025 | REC-DAMAGE DEPOSIT RETU... | 157196 | 434.00 |
| THE UPS STORE #5284 | 072825 | 08/22/2025 | PD-NOTARY FOR APPLICANT A... | 157219 | 15.00 |
| MARK A. CLEMENTI, Ph.D. | 08-01-25 | 08/22/2025 | PD-PSYCH EXAM & TEST FEE-... | 157203 | 844.00 |
| PG&E | 08222506 | 08/22/2025 | 2073454458-6 | 157209 | 157.82 |
| BRADY COMPANIES, LLC | 10476405 | 08/22/2025 | BLDG-GLOVES, CLEANER, LINE... | 157187 | 381.92 |
| REPUBLIC SERVICES #846 | 112622255 | 08/22/2025 | GARBAGE & RECYCLING SVCS-... | 157213 | 43.92 |
| AMAZON CAPITAL SERVICES | 13Y3-CVD7-17XV | 08/22/2025 | REC-LAPTOP CASE | 821 | 12.67 |
| AMAZON CAPITAL SERVICES | 13Y3-CVD7-3CQ4 | 08/22/2025 | REC-DRYWALL REPAIR KIT, ETC | 821 | 1,570.48 |
| AMAZON CAPITAL SERVICES | 144Y-G7KQ-334V | 08/22/2025 | REC-GAMES, GIFTS, ETC-SENI... | 821 | 577.84 |
| LIFE-ASSIST INC | 1627960 | 08/22/2025 | FIRE-MEDICAL SUPPLIES | 157201 | 261.08 |
| AMAZON CAPITAL SERVICES | 17K4-49J3-6NXN | 08/22/2025 | FIRE-BAGS & TATTOOS | 821 | 236.10 |
| TPX COMMUNICATIONS | 186667257-0 | 08/22/2025 | PHONE SERVICE PERIOD ENDI... | 157220 | 41.20 |
| TPX COMMUNICATIONS | 186667257-0 | 08/22/2025 | PHONE SERVICE PERIOD ENDI... | 157220 | 41.20 |
| TPX COMMUNICATIONS | 186667257-0 | 08/22/2025 | PHONE SERVICE PERIOD ENDI... | 157220 | 164.80 |
| TPX COMMUNICATIONS | 186667257-0 | 08/22/2025 | PHONE SERVICE PERIOD ENDI... | 157220 | 82.40 |
| TPX COMMUNICATIONS | 186667257-0 | 08/22/2025 | PHONE SERVICE PERIOD ENDI... | 157220 | 164.80 |
| TPX COMMUNICATIONS | 186667257-0 | 08/22/2025 | PHONE SERVICE PERIOD ENDI... | 157220 | 247.20 |
| TPX COMMUNICATIONS | 186667257-0 | 08/22/2025 | PHONE SERVICE PERIOD ENDI... | 157220 | 41.20 |
| TPX COMMUNICATIONS | 186667257-0 | 08/22/2025 | PHONE SERVICE PERIOD ENDI... | 157220 | 164.80 |
| TPX COMMUNICATIONS | 186667257-0 | 08/22/2025 | PHONE SERVICE PERIOD ENDI... | 157220 | 329.61 |
| TPX COMMUNICATIONS | 186667257-0 | 08/22/2025 | PHONE SERVICE PERIOD ENDI... | 157220 | 409.33 |
| TPX COMMUNICATIONS | 186667257-0 | 08/22/2025 | PHONE SERVICE PERIOD ENDI... | 157220 | 82.40 |
| TPX COMMUNICATIONS | 186667257-0 | 08/22/2025 | PHONE SERVICE PERIOD ENDI... | 157220 | 41.21 |
| TPX COMMUNICATIONS | 186667257-0 | 08/22/2025 | PHONE SERVICE PERIOD ENDI... | 157220 | 164.80 |
| TPX COMMUNICATIONS | 186667257-0 | 08/22/2025 | PHONE SERVICE PERIOD ENDI... | 157220 | 41.20 |
| TPX COMMUNICATIONS | 186667257-0 | 08/22/2025 | PHONE SERVICE PERIOD ENDI... | 157220 | 41.20 |
| TPX COMMUNICATIONS | 186667257-0 | 08/22/2025 | PHONE SERVICE PERIOD ENDI... | 157220 | 41.20 |
| TPX COMMUNICATIONS | 186667257-0 | 08/22/2025 | PHONE SERVICE PERIOD ENDI... | 157220 | 41.21 |
| TPX COMMUNICATIONS | 186667257-0 | 08/22/2025 | PHONE SERVICE PERIOD ENDI... | 157220 | 377.17 |
| KRAMER WORKPLACE INVEST... | 1990 | 08/22/2025 | PERSONNEL INVESTIGATION-... | 157198 | 504.00 |
| KRAMER WORKPLACE INVEST... | 1995 | 08/22/2025 | PERSONNEL INVESTIGATION-... | 157198 | 1,284.00 |
| AMAZON CAPITAL SERVICES | 1DKY-M6NG-9FPM | 08/22/2025 | REC-ADDRESS LABELS & PENS | 821 | 91.63 |
| AMAZON CAPITAL SERVICES | 1GWR-N9GG-9HC6 | 08/22/2025 | BLDG/HR-POPCORN & OIL/INK | 821 | 93.29 |
| AMAZON CAPITAL SERVICES | 1GWR-N9GG-9HC6 | 08/22/2025 | BLDG/HR-POPCORN & OIL/INK | 821 | 78.22 |
| AMAZON CAPITAL SERVICES | 1HMD-KNG4-4X77 | 08/22/2025 | FIRE-PENCIL SHARPENER | 821 | 17.41 |
| AMAZON CAPITAL SERVICES | 1KK1-VRMH-D3JV | 08/22/2025 | REC-MISC PRESCHOOL SUPPLI... | 821 | 310.98 |
| AMAZON CAPITAL SERVICES | 1T7V-94GM-6YDH | 08/22/2025 | REC-MINI FAN, PAPER PLATES,... | 821 | 209.49 |

| Vendor Name | Payable Number | Post Date | Description (Item) | Payment Number | Amount |
|---|---|---|---|---|---|
| AMAZON CAPITAL SERVICES | 1TDG-3C79-7Q71 | 08/22/2025 | REC-MISC PRESCHOOL SUPPLI... | 821 | 389.65 |
| AMAZON CAPITAL SERVICES | 1VMX-6K4W-7L73 | 08/22/2025 | FIRE-SAFETY SUPPLIES | 821 | 207.79 |
| AMAZON CAPITAL SERVICES | 1WTK-9XCL-64GL | 08/22/2025 | REC-MISC YOUTH CAMP SUPP... | 821 | 155.01 |
| HORIZON | 1X330250 | 08/22/2025 | PW-IRRIGATION PARTS | 157193 | 532.82 |
| AMAZON CAPITAL SERVICES | 1YJW-3MPR-7VKC | 08/22/2025 | REC-GLUE STICKS, PENCILS, M... | 821 | 2,049.69 |
| ALARMTECH SECURITY SYSTEM | 222268 | 08/22/2025 | EVIDENCE BLDG-ALARM.COM... | 157180 | 42.00 |
| ALARMTECH SECURITY SYSTEM | 222269 | 08/22/2025 | MARINA HARBOR-ALARM.CO... | 157180 | 42.00 |
| ALARMTECH SECURITY SYSTEM | 222270 | 08/22/2025 | BURDICK CTR-ALARM.COM CE... | 157180 | 42.00 |
| ALARMTECH SECURITY SYSTEM | 222313 | 08/22/2025 | SENIOR CENTER-SUPERVISED F.. | 157180 | 60.00 |
| ALARMTECH SECURITY SYSTEM | 222318 | 08/22/2025 | M2M CELLULAR FIRE MONITO... | 157180 | 62.00 |
| ALARMTECH SECURITY SYSTEM | 222723 | 08/22/2025 | REC-ALARM MONITORING, C... | 157180 | 40.00 |
| ALARMTECH SECURITY SYSTEM | 222724 | 08/22/2025 | REC-SUPERVISED FIRE MONIT... | 157180 | 40.00 |
| WEST COAST CODE CONSULT... | 225-07-011-01 | 08/22/2025 | PLAN REVIEWS | 157226 | 2,750.00 |
| WEST COAST CODE CONSULT... | 225-07-011-02 | 08/22/2025 | BUILDING INSPECTIONS | 157226 | 13,193.75 |
| WEST COAST CODE CONSULT... | 225-07-011-04 | 08/22/2025 | IN HOUSE PLAN REVIEWS | 157226 | 2,640.00 |
| KOSMONT & ASSOCIATES, INC | 2304.1-010 | 08/22/2025 | RE ADVISORY | 157197 | 1,184.30 |
| AT&T | 23929578 | 08/22/2025 | 707-422-8074 | 157184 | 64.86 |
| MARK GRAHAM | 25-50 | 08/22/2025 | PD-POLYGRAPH SVCS-5 PEOPLE | 157204 | 1,750.00 |
| PITNEY BOWES INC | 3107348695 | 08/22/2025 | MAILCENTER MLEASE 6/12/25... | 157211 | 1,215.28 |
| CINTAS CORPORATION #2 | 5286346608 | 08/22/2025 | CITY HALL/PD-REPLENISH FIRS... | 157189 | 847.58 |
| ASSISTANCE PLUS | 52962 | 08/22/2025 | UB-PROCESS WATER STATEM... | 157183 | 294.52 |
| ASSISTANCE PLUS | 52962 | 08/22/2025 | UB-PROCESS WATER STATEM... | 157183 | 300.00 |
| KRISCH & COMPANY, AN ACC... | 57392 | 08/22/2025 | GOVERNMENT ADVISORY SVC... | 157199 | 20,543.75 |
| VERIZON WIRELESS | 6120655095 | 08/22/2025 | PD-MOBILE SVC 7/11/25-8/10... | 157221 | 2,305.61 |
| VERIZON WIRELESS | 6120655095 | 08/22/2025 | PD-MOBILE SVC 7/11/25-8/10... | 157221 | 551.44 |
| VERIZON WIRELESS | 6120655096 | 08/22/2025 | PW-MOBLE SVC 7/11/25-8/10... | 157223 | 38.34 |
| VERIZON WIRELESS | 6120655096 | 08/22/2025 | PW-MOBLE SVC 7/11/25-8/10... | 157223 | 76.68 |
| VERIZON WIRELESS | 6120655097 | 08/22/2025 | ADMIN-MOBILE SVC 7/11/25-... | 157223 | 11.50 |
| VERIZON WIRELESS | 6120655097 | 08/22/2025 | ADMIN-MOBILE SVC 7/11/25-... | 157223 | 12.78 |
| VERIZON WIRELESS | 6120655097 | 08/22/2025 | ADMIN-MOBILE SVC 7/11/25-... | 157223 | 5.75 |
| VERIZON WIRELESS | 6120655097 | 08/22/2025 | ADMIN-MOBILE SVC 7/11/25-... | 157223 | 1.92 |
| VERIZON WIRELESS | 6120655097 | 08/22/2025 | ADMIN-MOBILE SVC 7/11/25-... | 157223 | 5.75 |
| VERIZON WIRELESS | 6120655097 | 08/22/2025 | ADMIN-MOBILE SVC 7/11/25-... | 157223 | 5.75 |
| VERIZON WIRELESS | 6120655097 | 08/22/2025 | ADMIN-MOBILE SVC 7/11/25-... | 157223 | 11.50 |
| VERIZON WIRELESS | 6120655097 | 08/22/2025 | ADMIN-MOBILE SVC 7/11/25-... | 157223 | 38.34 |
| VERIZON WIRELESS | 6120655097 | 08/22/2025 | ADMIN-MOBILE SVC 7/11/25-... | 157223 | 5.75 |
| VERIZON WIRELESS | 6120655098 | 08/22/2025 | BLDG-MOBILE SVC 7/11/25-8/... | 157223 | 38.34 |
| VERIZON WIRELESS | 6120655099 | 08/22/2025 | DEV SVC & OTHERS-MOBILE S... | 157223 | 38.34 |
| VERIZON WIRELESS | 6120655099 | 08/22/2025 | DEV SVC & OTHERS-MOBILE S... | 157223 | 23.01 |
| VERIZON WIRELESS | 6120655099 | 08/22/2025 | DEV SVC & OTHERS-MOBILE S... | 157223 | 15.33 |
| VERIZON WIRELESS | 6120655099 | 08/22/2025 | DEV SVC & OTHERS-MOBILE S... | 157223 | 38.34 |
| VERIZON WIRELESS | 6120655099 | 08/22/2025 | DEV SVC & OTHERS-MOBILE S... | 157223 | 38.34 |
| VERIZON WIRELESS | 6120655099 | 08/22/2025 | DEV SVC & OTHERS-MOBILE S... | 157223 | 275.72 |
| VERIZON WIRELESS | 6120655099 | 08/22/2025 | DEV SVC & OTHERS-MOBILE S... | 157223 | 73.07 |
| VERIZON WIRELESS | 6120655099 | 08/22/2025 | DEV SVC & OTHERS-MOBILE S... | 157223 | 63.45 |
| VERIZON WIRELESS | 6120655099 | 08/22/2025 | DEV SVC & OTHERS-MOBILE S... | 157223 | 275.72 |
| VERIZON WIRELESS | 6120655101 | 08/22/2025 | REC & OTHERS-MOBILE SVC 6... | 157223 | 847.13 |
| VERIZON WIRELESS | 6120655101 | 08/22/2025 | REC & OTHERS-MOBILE SVC 6... | 157223 | 275.72 |
| VERIZON WIRELESS | 6120655102 | 08/22/2025 | CPINCIL-MOBILE SVC 7/11/25... | 157222 | 191.70 |
| VERIZON WIRELESS | 6120655103 | 08/22/2025 | FIRE-MOBILE SVC 7/11/25-8/1... | 157224 | 1,144.64 |
| VERIZON WIRELESS | 6120851025 | 08/22/2025 | FIRE-MOBILE SVC FOR IPAGS 7... | 157224 | 369.41 |
| SOLANO COUNTY DIST ATTY | 79670 | 08/22/2025 | PD-AMERICAN FORENSICS SV... | 157216 | 544.00 |
| PARTNERS PERSONNEL MAN... | 800084572 | 08/22/2025 | BLDG-TEMP WORKER WEEK E... | 157208 | 1,051.25 |
| BOUND TREE MEDICAL LLC. | 85866522 | 08/22/2025 | FIRE-MEDICAL SUPPLIES | 157186 | 683.98 |
| OPTERRA ENERGY SERVICES L... | 90078072 | 08/22/2025 | BLDG-NELSON COMMUNITY C... | 157207 | 2,460.00 |
| LN CURTIS & SONS | 978701 | 08/22/2025 | PD-MALE PANEL, COVERT CA... | 157202 | 1,308.80 |
| CHAVAN & ASSOCIATES, LLP | C&A-18801 | 08/22/2025 | PRO SVCS FOR CITY AUDIT | 157188 | 21,375.00 |
| INTERNAL REVENUE SERVICE | DM0001365 | 08/22/2025 | PAYROLL FEDERAL TAXES W/H... | DFT0001390 | 16,923.50 |
| INTERNAL REVENUE SERVICE | DM0001365 | 08/22/2025 | PAYROLL FEDERAL TAXES W/H... | DFT0001390 | 64,031.87 |
| LAFCO | FY2526 | 08/22/2025 | CITY'S SHARE OF LAFCO COSTS.. | 157200 | 31,575.00 |

| Vendor Name | Payable Number | Post Date | Description (Item) | Payment Number | Amount |
|---|---|---|---|---|---|
| FLOCK GROUP INC | INV-67802 | 08/22/2025 | PD-FLOCK AERODOME | 157191 | 50,000.00 |
| NORTHBAY HEALTHCARE GRP... | OH139038 | 08/22/2025 | VARIOUS DEPTS-PHYSICAL/D... | 157206 | 55.00 |
| NORTHBAY HEALTHCARE GRP... | OH139038 | 08/22/2025 | VARIOUS DEPTS-PHYSICAL/D... | 157206 | 521.00 |
| NORTHBAY HEALTHCARE GRP... | OH139038 | 08/22/2025 | VARIOUS DEPTS-PHYSICAL/D... | 157206 | 55.00 |
| NORTHBAY HEALTHCARE GRP... | OH139038 | 08/22/2025 | VARIOUS DEPTS-PHYSICAL/D... | 157206 | 780.00 |
| SOLANO EDC | SC-2526 | 08/22/2025 | SOLANO EDC INVESTMENT FY... | 157217 | 14,724.00 |
| SCMPEA | DM0001367 | 08/26/2025 | SCMPEA DUES CONTRIBUTION.. | DFT0001391 | 204.00 |
| PARS | DM0001368 | 08/26/2025 | PARS ADMIN FEE AUG 2025 F... | DFT0001392 | 487.59 |
| INTERNATIONAL ASSOCATION... | DM0001369 | 08/26/2025 | IAFF 1186 UNION DUES CONT... | DFT0001393 | 1,200.03 |
| MISSION SQUARE | DM0001370 | 08/26/2025 | 401-A CONTRIBUTIONS 8/22/... | DFT0001394 | 1,853.03 |
| PARS | DM0001371 | 08/26/2025 | PARS PAYROLL CONTRIBUTION.. | DFT0001395 | 2,469.43 |
| FRANCHISE TAX BOARD | DM0001372 | 08/26/2025 | PAYROLL STATE TAXES W/H 8... | DFT0001396 | 25,866.27 |
| FRANCHISE TAX BOARD | DM0001372 | 08/26/2025 | PAYROLL STATE TAXES W/H 8... | DFT0001396 | 4,787.11 |
| MISSION SQUARE | DM0001373 | 08/26/2025 | 457 & ROTH CONTRIBUTIONS ... | DFT0001397 | 27,409.14 |
| MISSION SQUARE | DM0001373 | 08/26/2025 | 457 & ROTH CONTRIBUTIONS ... | DFT0001397 | 3,688.98 |
| SCPFA | DM0001374 | 08/27/2025 | SCPFA DUES CONTRIBUTIONS ... | DFT0001398 | 119.99 |
| SEIU UNION | DM0001375 | 08/27/2025 | SEIU UNION DUES CONTRIBUT... | DFT0001399 | 689.13 |
| CHILD SUPPORT SERVICES | DM0001376 | 08/27/2025 | CHILD SUPPORT 8/22/25 PAY... | DFT0001400 | 1,516.15 |
| SCPOA | DM0001377 | 08/27/2025 | SCPOA UNION DUES CONTRIB... | DFT0001401 | 1,975.00 |
| CAL PERS RETIREMENT SYSTEM | DM0001378 | 08/27/2025 | PERS RETIREMENT PAYROLL C... | DFT0001402 | 110,832.80 |
| CITY OF SUISUN CITY | UB-CHPD 082525 | 08/27/2025 | UB-CITY HALL/PD 6/15/25-8/1... | 157227 | 288.29 |
| CITY OF SUISUN CITY | UB-CHPD 082525 | 08/27/2025 | UB-CITY HALL/PD 6/15/25-8/1... | 157227 | 288.28 |
| CITY OF SUISUN CITY | UBFIRE 082525 | 08/27/2025 | UB-FIRE DEPT 6/15/25-8/15/25 | 157227 | 250.97 |
| CITY OF SUISUN CITY | UBHP/BT 082525 | 08/27/2025 | UB-HALL PARK/BIKE TRLS 6/15... | 157227 | 5,517.62 |
| CITY OF SUISUN CITY | UBLIB 082525 | 08/27/2025 | UB-LIBRARY 6/15/25-8/15/25 | 157227 | 842.23 |
| CITY OF SUISUN CITY | UBREC 082525 | 08/27/2025 | UB-RECREATION 6/15/25-8/1... | 157227 | 522.32 |
| SOLANO GARBAGE | 063025 | 06/30/2025 | TAX LEVY COLLECTIONS FY24/... | 157235 | -24,400.00 |
| WEST COAST CODE CONSULT... | 225-06-011-01-2 | 06/30/2025 | PLAN REVIEWS | 157236 | 2,832.50 |
| WEST COAST CODE CONSULT... | 225-06-011-02-2 | 06/30/2025 | BUILDING INSPECTIONS | 157236 | 12,358.71 |
| WEST COAST CODE CONSULT... | 225-06-011-04-2 | 06/30/2025 | IN HOUSE PLAN REVIEWS | 157236 | 1,870.00 |
| CHRISTINA PENLAND | 2425 | 06/30/2025 | HR-REIMBURSE TRAINING ME... | 157229 | 600.00 |
| LIGHTHOUSE UNIFORM CO. | A-325884 | 06/30/2025 | FIRE-CLASS A UNIFORM-FARR... | 157233 | 635.20 |
| INTERNAL REVENUE SERVICE | DM0001381 | 08/28/2025 | PAYROLL FEDERAL TAXES W/H... | DFT0001405 | 16.12 |
| AMERICAN FIDELITY ADMIN S... | DM0001382 | 08/28/2025 | FSA CONTRIBUTIONS AUG 20... | DFT0001406 | 1,393.32 |
| AMERICAN FIDELITY ADMIN S... | DM0001383 | 08/28/2025 | AUGUST 2025 NPREMIUM | DFT0001407 | 6,787.66 |
| CORBIN WILLITS SYSTEM INC | 000C508151 | 08/29/2025 | ENHANCEMENT & SERVICE | 157248 | 835.72 |
| CORBIN WILLITS SYSTEM INC | 000C508151 | 08/29/2025 | ENHANCEMENT & SERVICE | 157248 | 835.71 |
| HEATHER TIRONA-BITO | 0045765 | 08/29/2025 | REC-DAMAGE DEPOSIT RETU... | 157256 | 434.00 |
| JUAN MOLINARES | 0047097 | 08/29/2025 | REC-DAMAGE DEPOSIT RETU... | 157261 | 434.00 |
| DEBORAH FAYE LOPEZ | 081325 | 08/29/2025 | PD-BACKGROUND-NOTHAFT | 826 | 487.00 |
| COMCAST | 081625 | 08/29/2025 | PD-CABLE SVC 8/211/25-9/20... | 157246 | 63.87 |
| COMCAST | 081625 | 08/29/2025 | CITY HALL-CABLE SVC 8/21/25... | 157247 | 202.12 |
| GREG RENUCCI | 082425 | 08/29/2025 | FIRE-REIMBURSEMENT FOR ... | 157255 | 94.25 |
| ANISA KINSEY | 082525 | 08/29/2025 | REC-INSTRUCTOR PAYMENT ... | 823 | 819.00 |
| PG&E | 08292506 | 08/29/2025 | 3696061903-3 | 157265 | 23.82 |
| PG&E | 08292514 | 08/29/2025 | 0041262463-7 | 157265 | 53.64 |
| PG&E | 08292516 | 08/29/2025 | 4166253855-6 | 157265 | 7.84 |
| PG&E | 08292517 | 08/29/2025 | 4207920519-3 | 157265 | 102.65 |
| PG&E | 08292520 | 08/29/2025 | 4094878782-1 | 157265 | 1,898.16 |
| BRADY COMPANIES, LLC | 10514452 | 08/29/2025 | BLDG-TRIGGER SPRAYERS | 157242 | 7.53 |
| BRADY COMPANIES, LLC | 10521551 | 08/29/2025 | BLDG-CLEANER & SCREENS | 157242 | 337.76 |
| J RAMIREZ TOWING | 130159 | 08/29/2025 | PD-TIRE CHANGE LIC #1611020 | 157258 | 125.00 |
| JOE A GONZALVES & SON | 162751 | 08/29/2025 | ADMIN-LEGISLATIVE SVCS AU... | 157260 | 4,000.00 |
| AMAZON CAPITAL SERVICES | 1D34-G6WH-9WMY | 08/29/2025 | FIRE-MISC FISHING & CARABI... | 822 | 103.43 |
| AMAZON CAPITAL SERVICES | 1I1H-VDTP-9Q3D | 08/29/2025 | VARIOUS DEPTS-MISC SUPPLI... | 822 | 29.17 |
| AMAZON CAPITAL SERVICES | 1I1H-VDTP-9Q3D | 08/29/2025 | VARIOUS DEPTS-MISC SUPPLI... | 822 | 21.50 |
| AMAZON CAPITAL SERVICES | 1I1H-VDTP-9Q3D | 08/29/2025 | VARIOUS DEPTS-MISC SUPPLI... | 822 | 19.40 |
| AMAZON CAPITAL SERVICES | 1J33-K39V-7QRK | 08/29/2025 | FIRE-SHELVES | 822 | 43.64 |
| AMAZON CAPITAL SERVICES | 1K6P-6NHG-63K7 | 08/29/2025 | REC-IPAD & CASE | 822 | 352.46 |
| AMAZON CAPITAL SERVICES | 1K6P-6NHG-69GD | 08/29/2025 | PLANNING-SECURITY ENVELO... | 822 | 48.03 |

| Vendor Name | Payable Number | Post Date | Description (Item) | Payment Number | Amount |
|---|---|---|---|---|---|
| AMAZON CAPITAL SERVICES | 1M7X-P1FK-9KC9 | 08/29/2025 | FIRE-NAME BATCHES, ZIP TIE ... | 822 | 58.35 |
| AMAZON CAPITAL SERVICES | 1Q9W-YWWG-MQLY | 08/29/2025 | PD-WEAPON EQUIPMENT | 822 | 150.49 |
| AMAZON CAPITAL SERVICES | 1WHY-DTHT-3NWV | 08/29/2025 | FIRE-ALS NARCOTIC SECURITY | 822 | 70.35 |
| AMAZON CAPITAL SERVICES | 1WLN-C9YL-JD7N | 08/29/2025 | PD-YELLOW LUMBER CRAYONS | 822 | 15.84 |
| PARODI INVESTIGATIVE SOLU | 2025-080 | 08/29/2025 | PD-BACKGROUND-BUBAKER | 827 | 640.00 |
| ALARMTECH SECURITY SYSTEM | 222844 | 08/29/2025 | REC-SS COM CTR SECURITY SY... | 157238 | 419.28 |
| ALARMTECH SECURITY SYSTEM | 222845 | 08/29/2025 | REC-SS COM CTR FIRE ALARM ... | 157238 | 500.66 |
| ALARMTECH SECURITY SYSTEM | 222846 | 08/29/2025 | REC-ANNUAL FIRE INSPECTION.. | 157238 | 1,000.00 |
| AT&T | 23954383 | 08/29/2025 | 234-258-3110 | 157241 | 159.03 |
| AT&T | 23954433 | 08/29/2025 | 234-344-2188 | 157241 | 45.27 |
| AT&T | 23954445 | 08/29/2025 | 234-371-8713 | 157241 | 161.31 |
| AT&T | 23954686 | 08/29/2025 | 707-421-2729 | 157241 | 29.64 |
| KOSMONT REAL ESTATE SERV... | 2505.9-003 | 08/29/2025 | PLANNING-SURPLUS LAND ACT | 157262 | 2,048.80 |
| DISABILITY ACCESS CONSULT | 25-193 | 08/29/2025 | PW-2026 SUBSCRIPTION TO D... | 157252 | 1,000.00 |
| UNITED ELECTRICAL SERVICES | 274 | 08/29/2025 | PD-EQUIP & INSTALL SCPD DR... | 157274 | 7,831.73 |
| ASSOCIATED SERVICES CO | 325080835 | 08/29/2025 | PD-BREAK ROOM SUPPLIES | 157240 | 529.26 |
| ASSOCIATED SERVICES CO | 325080836 | 08/29/2025 | CITY HALL-COFFEE & LUNCH ... | 157240 | 779.69 |
| J.J.R. ENTERPRISES, INC | 4444471-CAL | 08/29/2025 | FIRE-COPIER USAGE 7/19/25-8.. | 157259 | 75.01 |
| J.J.R. ENTERPRISES, INC | 4445119-CAL | 08/29/2025 | UB-COPIER USAGE 7/20/25-8/... | 157259 | 217.18 |
| J.J.R. ENTERPRISES, INC | 4448966-CAL | 08/29/2025 | ADMIN/PD-PRINTER USAGE 7... | 157259 | 98.24 |
| J.J.R. ENTERPRISES, INC | 4448966-CAL | 08/29/2025 | ADMIN/PD-PRINTER USAGE 7... | 157259 | 32.71 |
| VESTIS GROUP INC | 5066937076 | 08/29/2025 | PD-MAT SERVICE FROM ARA... | 157277 | 134.94 |
| SH MECHANICAL INC | 556273 | 08/29/2025 | CITY HALL-SYSTEM IN SERVER ... | 157272 | 266.27 |
| SH MECHANICAL INC | 556274 | 08/29/2025 | CITY HALL-SYSTEM IN SERVER ... | 157272 | 594.33 |
| SH MECHANICAL INC | 556275 | 08/29/2025 | PD DISPATCH-LEAK REPAIR | 157272 | 2,719.26 |
| VERIZON WIRELESS | 6120851024 | 08/29/2025 | PD-MOBILE SVC 7/13/25-8/12... | 157276 | 114.03 |
| SAFE HOUSE CORP | 704 | 08/29/2025 | FIRE-CAMERAS, LICENSES, INS... | 157270 | 10,276.57 |
| CHRISTINA PENLAND | 7E3E3376-0002 | 08/29/2025 | HR-OPEN AI SUBSCRIPTION 8/... | 157244 | 600.00 |
| PARTNERS PERSONNEL MAN... | 800088356 | 08/29/2025 | BLDG-TEMP WORKER WEEK E... | 157264 | 1,051.25 |
| SHRED-IT | 8011553193 | 08/29/2025 | VARIOUS DEPTS-SHRED MATE... | 157273 | 46.51 |
| SHRED-IT | 8011553193 | 08/29/2025 | VARIOUS DEPTS-SHRED MATE... | 157273 | 27.91 |
| SHRED-IT | 8011553193 | 08/29/2025 | VARIOUS DEPTS-SHRED MATE... | 157273 | 18.60 |
| SHRED-IT | 8011553193 | 08/29/2025 | VARIOUS DEPTS-SHRED MATE... | 157273 | 279.06 |
| LN CURTIS & SONS | 970595 | 08/29/2025 | FIRE-UNIFORMS FOR RESERVE... | 157263 | 1,517.51 |
| LN CURTIS & SONS | 978248 | 08/29/2025 | FIRE-NEW HIRE NOMEX SHOR... | 157263 | 139.41 |
| LN CURTIS & SONS | 978402 | 08/29/2025 | FIRE-NEW RESERVES STRUCT... | 157263 | 326.17 |
| LN CURTIS & SONS | 979298 | 08/29/2025 | FIRE-NEW RESERVES GLOVES | 157263 | 218.78 |
| LN CURTIS & SONS | 981447 | 08/29/2025 | FIRE-NEW RESERVE WILDLAND.. | 157263 | 274.07 |
| CAL PERS RETIREMENT SYSTEM | DM0001384 | 08/29/2025 | PERS RETIREMENT PAYROLL C... | DFT0001408 | 87.38 |
| | | | | **Fund 010 - GENERAL FUND Total:** | **1,570,478.04** |
| **Fund: 018 - GF CA Forever** | | | | | |
| RICHARDS, WATSON & GERS... | 254182 | 06/30/2025 | PROFESSIONAL SVCS-ANNEXA... | 784 | 880.00 |
| STOEL RIVES LLP | 8078440 | 06/30/2025 | CA FOREVER-AGREEMENT/RE... | 785 | 15,575.60 |
| STOEL RIVES LLP | 8078441 | 06/30/2025 | CA FOREVER-ANNEXATION | 785 | 94,071.72 |
| TRIPEPI SMITH AND ASSOCIAT... | 14100 | 06/30/2025 | ADMIN-SUISUN ANNEXATION | 157038 | 9,737.50 |
| RICHARDS, WATSON & GERS... | 254360 | 06/30/2025 | PROFESSIONAL SVCS-ANNNEX... | 788 | 5,425.00 |
| THE WEDNESDAY CLUB OF SU... | 082025 | 08/22/2025 | DEPOSIT & CLEANING FEE-C... | 157225 | 670.00 |
| ANDREW HEATH | 25-05 | 08/22/2025 | FINANCE CONSULTING SVCS 7... | 157182 | 3,062.50 |
| | | | | **Fund 018 - GF CA Forever Total:** | **129,422.32** |
| **Fund: 050 - 4TH OF JULY EVENTS** | | | | | |
| ROBERT BELL SR. | 38 | 08/01/2025 | REC-SECURITY GUARDS NELS... | 157013 | 4,695.00 |
| M&M SANITARY LLC | 632151 | 08/08/2025 | REC-PORTABLE RESTROOMS, ... | 157076 | 5,630.86 |
| HOME DEPOT | 902110 | 08/08/2025 | REC-TRASH CANS | 157064 | 270.61 |
| HOME DEPOT CREDIT SERVICE | 3010554 | 08/15/2025 | PW-ORANGE FENCING | 157137 | 209.54 |
| MCKENZIE HARDWARE-PW | 364119 | 08/15/2025 | PW-STAPLES & MARKER, 7/4/... | 157148 | 16.99 |
| HOME DEPOT CREDIT SERVICE | 6622359 | 08/15/2025 | PW-ORANGE FENCING | 157137 | 157.66 |
| US BANK | 072225101 | 07/22/2025 | SINGLEY-SOLANO CO-ONLINE ... | 804 | 4.25 |
| US BANK | 072225102 | 07/22/2025 | SINGLEY-SOLANO CO-FOOD P... | 804 | 181.00 |
| US BANK | 072225103 | 07/22/2025 | SINGLEY-WALMART-WATER F... | 804 | 9.68 |
| US BANK | 072225171 | 07/22/2025 | GATMEN-SIGNS.COM-MARKET.. | 804 | 406.73 |

| Vendor Name | Payable Number | Post Date | Description (Item) | Payment Number | Amount |
|---|---|---|---|---|---|
| US BANK | 072225177 | 07/22/2025 | POCK-FACEBOOK-FIREWORKS ... | 804 | 46.00 |
| US BANK | 072225178 | 07/22/2025 | POCK-FACEBOOK-FIREWORKS ... | 804 | 46.00 |
| US BANK | 072225179 | 07/22/2025 | POCK-FACEBOOK-FIREWORKS ... | 804 | 51.00 |
| US BANK | 072225180 | 07/22/2025 | POCK-FACEBOOK-FIREWORKS ... | 804 | 57.00 |
| US BANK | 072225188 | 07/22/2025 | POCK-FACEBOOK-FIREWORKS ... | 804 | 25.41 |
| US BANK | 072225189 | 07/22/2025 | POCK-FACEBOOK-FIREWORKS ... | 804 | 35.21 |
| US BANK | 07222529 | 07/22/2025 | DOWNEY-SAMS CLUB-4TH OF ... | 804 | 294.54 |
| US BANK | 07222597 | 07/22/2025 | SINGLEY-SOLANO CO-ONLINE ... | 804 | 13.37 |
| US BANK | 07222598 | 07/22/2025 | SINGLEY-SOLANO CO-FOOD P... | 804 | 569.00 |
| AMAZON CAPITAL SERVICES | 1T7V-94GM-6F6G | 08/29/2025 | REC-FAN FLAG BANNERS | 822 | 69.82 |
| | | | | **Fund 050 - 4TH OF JULY EVENTS Total:** | **12,789.67** |
| **Fund: 051 - CHRISTMAS EVENT** | | | | | |
| SAMUEL ARROW | 2025-032 | 08/29/2025 | REC-DEPOSIT-BAMD PERFOR... | 157271 | 200.00 |
| | | | | **Fund 051 - CHRISTMAS EVENT Total:** | **200.00** |
| **Fund: 052 - EVENTS-OTHERS** | | | | | |
| SABRINA A HOCKER | 070125-2 | 08/08/2025 | REC-SUNDAY JAZZ SERIES PER... | 157092 | 1,000.00 |
| GUYLE TABER | 080925-2 | 08/15/2025 | REC-MUSIC ON THE WATERF... | 157135 | 1,600.00 |
| JOSEFINA EDITH ACEVEDO | 2661 | 08/15/2025 | REC-SOUND SVCS, WATERFR... | 157143 | 600.00 |
| US BANK | 072225106 | 07/22/2025 | SINGLEY-DIGIT SOUND-MUSIC... | 804 | 618.56 |
| US BANK | 072225107 | 07/22/2025 | SINGLEY-RALEYS-WATER FOR ... | 804 | 6.24 |
| US BANK | 072225109 | 07/22/2025 | SINGLEY-MOUNTAIN MIKES-PI... | 804 | 134.27 |
| US BANK | 072225110 | 07/22/2025 | SINGLEY-WALMART-DVD, MO... | 804 | 40.36 |
| US BANK | 072225112 | 07/22/2025 | SINGLEY-DIGIT SOUND-MUSIC... | 804 | 618.56 |
| CLEAR IMAGE SIGN COMPANY | 2577 | 08/22/2025 | REC-PATCH, INSTALL & REMO... | 157190 | 397.75 |
| | | | | **Fund 052 - EVENTS-OTHERS Total:** | **5,015.74** |
| **Fund: 053 - FIREWORKS-ENF** | | | | | |
| MCKENZIE HARDWARE-2 | 364100 | 08/08/2025 | FIRE-DRIVER POST W/HANDLE... | 157079 | 64.12 |
| MCKENZIE HARDWARE-2 | 364101 | 08/08/2025 | FIRE-BUNGEE BALL CORDS | 157079 | 31.25 |
| MCKENZIE HARDWARE-2 | 364149 | 08/08/2025 | FIRE-SUPPLIES FOR FIREWORK... | 157079 | 63.90 |
| US BANK | 07222575 | 07/22/2025 | COLIN-WALMART-ENFORCEM... | 804 | 80.16 |
| AMAZON CAPITAL SERVICES | 14LH-YJWY-1XM4 | 08/29/2025 | FIRE-STORAGE SHELVES | 822 | 196.40 |
| | | | | **Fund 053 - FIREWORKS-ENF Total:** | **435.83** |
| **Fund: 105 - ALL GAS TAXES** | | | | | |
| PG&E | 08012501 | 08/01/2025 | 8552981927-9 | 157008 | 109.22 |
| PG&E | 08012502 | 08/01/2025 | 5719238537-5 | 157008 | 41.19 |
| FIRST VANGUARD RENTALS & | 1-514211 | 08/01/2025 | PW-SIGNS | 156992 | 1,116.70 |
| ROADSAFE TRAFFIC SYSTEMS, ... | 245569 | 08/01/2025 | PW-ANCHORS, ALUMINUM, S... | 157012 | 1,024.57 |
| CRAFCO, INC | 9403503741 | 08/01/2025 | PW-R/S LOW TACK SEALANT | 156989 | 3,711.15 |
| CAL PERS RETIREMENT SYSTEM | DM0001340 | 08/06/2025 | AUG 2025 PREMIUMS | DFT0001365 | 31.60 |
| DEPT OF TRANSPORTATION | SL251089 | 06/30/2025 | PW-APR'25-JUN'25-SIGNALS &... | 157032 | 4,230.04 |
| STATEWIDE SAFETY & SIGNS, | 06017296 | 08/08/2025 | PW-TEMP OVERLAY MARKERS | 157095 | 9.09 |
| PG&E | 08082502 | 08/08/2025 | 2566007111-6 | 157087 | 5,542.18 |
| PG&E | 08082509 | 08/08/2025 | 105632091510 | 157087 | 135.62 |
| PG&E | 08082510 | 08/08/2025 | 4198887306-7 | 157087 | 134.48 |
| PG&E | 08082511 | 08/08/2025 | 9087311605-8 | 157087 | 135.31 |
| CED FAIRFIELD | 8850-1022622 | 08/08/2025 | PW-CONDUITS, TAPE, PVC CE... | 157050 | 28.56 |
| SHERWIN WILLIAMS | 9124-0 | 08/08/2025 | PW-PAINT | 157093 | 268.23 |
| UNDERGROUND SERVICE ALE... | 25USB130542 | 08/15/2025 | PW-FY26 ANNUAL MEMBERSH.. | 157170 | 1,024.92 |
| HOME DEPOT CREDIT SERVICE | 32308 | 08/15/2025 | PW-FENCING PARTS, COM CTR | 157137 | 6.59 |
| MCKENZIE HARDWARE-PW | 364126 | 08/15/2025 | PW-RAGS & WINDOW CLEAN... | 157148 | 29.85 |
| MCKENZIE HARDWARE-PW | 364131 | 08/15/2025 | PW-HARDWARE | 157148 | 22.69 |
| MCKENZIE HARDWARE-PW | 364150 | 08/15/2025 | PW-WATER | 157148 | 4.44 |
| MCKENZIE HARDWARE-PW | 364160 | 08/15/2025 | PW-PVC SUPPLIES | 157148 | 28.54 |
| MCKENZIE HARDWARE-PW | 364164 | 08/15/2025 | PW-DISH SOAP | 157148 | 30.53 |
| MCKENZIE HARDWARE-PW | 364166 | 08/15/2025 | PW-FAUCET HOSE | 157148 | 24.00 |
| MCKENZIE HARDWARE-PW | 364190 | 08/15/2025 | PW-BACKPACK SPRAYER | 157148 | 141.85 |
| MCKENZIE HARDWARE-PW | 364206 | 08/15/2025 | PW-PAINT & PVC PART | 157148 | 15.04 |
| MCKENZIE HARDWARE-PW | 364274 | 08/15/2025 | PW-UTILITY KNIFE, FACE SHIE... | 157148 | 81.58 |
| MCKENZIE HARDWARE-PW | 364275 | 08/15/2025 | PW-PVC SUPPLIES | 157148 | 29.53 |

| Vendor Name | Payable Number | Post Date | Description (Item) | Payment Number | Amount |
|---|---|---|---|---|---|
| HOME DEPOT CREDIT SERVICE | 4205010 | 08/15/2025 | PW-RETURN LINE POSTS | 157137 | -219.17 |
| HOME DEPOT CREDIT SERVICE | 5372560 | 08/15/2025 | PW-PROPERTY MARKERS | 157137 | 715.28 |
| TPX COMMUNICATIONS | 186667257-0 | 08/22/2025 | PHONE SERVICE PERIOD ENDI... | 157220 | 41.21 |
| ROADSAFE TRAFFIC SYSTEMS, ... | 245561 | 08/22/2025 | PW-ANCHORS, ALUMINUM, S... | 157214 | 1,024.57 |
| PG&E | 08292500 | 08/29/2025 | 5719238537-5 | 157265 | 37.60 |
| PG&E | 08292521 | 08/29/2025 | 4332920511-6 | 157265 | 145.73 |
| PG&E | 08292522 | 08/29/2025 | 4270580094-6 | 157265 | 149.15 |
| PG&E | 08292523 | 08/29/2025 | 0374596818-4 | 157265 | 126.80 |
| PG&E | 08292524 | 08/29/2025 | 8552981927-9 | 157265 | 102.93 |
| PG&E | 08292525 | 08/29/2025 | 9147167255-9 | 157265 | 94.59 |
| CALMAT CO | 4134672 | 08/29/2025 | PW-1/2" HMA TYPE A/B PG 64... | 157243 | 213.03 |
| CALMAT CO | 4175399 | 08/29/2025 | PW-1/2" HMA TYPE A/B PG 64... | 157243 | 367.98 |
| CALMAT CO | 4175793 | 08/29/2025 | PW-1/2" HMA TYPE A/B 64-16 | 157243 | 304.78 |
| CALMAT CO | 4176663 | 08/29/2025 | PW-1/2" HMA TYPE A/B PG 64... | 157243 | 639.15 |
| CALMAT CO | 4232908 | 08/29/2025 | PW-1/2" HMA TYPE A/B PG 64... | 157243 | 347.58 |
| CALMAT CO | 4233047 | 08/29/2025 | PW-1/2" HMA TYPE A/B PG 64... | 157243 | 153.91 |
| CRESCO EQUIPMENT RENTALS | 6454102-0001 | 08/29/2025 | PW-CAT CTL TRACK LOADER | 157249 | 2,088.15 |
| DIAMOND STEEL CO | 84950 | 08/29/2025 | PW-VALVE SHUT OFF & THER... | 157251 | 114.81 |
| | | | | **Fund 105 - ALL GAS TAXES Total:** | **24,405.58** |
| **Fund: 115 - TRANS.CIP FUNDS** | | | | | |
| SANBELL-BAY AREA | 240028-14 | 06/30/2025 | PW-T INTERSECTION MEDIAN ... | 157234 | 1,362.00 |
| DKS ASSOCIATES | 0096085 | 08/29/2025 | PW-SS TRAFFIC SIGNAL PROJE... | 157253 | 7,560.00 |
| | | | | **Fund 115 - TRANS.CIP FUNDS Total:** | **8,922.00** |
| **Fund: 117 - TRAIN DEPOT O&M** | | | | | |
| STERICYCLE, INC. | 8011548739 | 08/08/2025 | DISPOSAL OF REG MED WAST... | 157096 | 145.50 |
| HUNTERS SERVICES INC. | 377092 | 08/15/2025 | TRAIN DEPOT-SERVICE | 157138 | 30.00 |
| HUNTERS SERVICES INC. | 377735 | 08/15/2025 | CAFE @ TRAIN STATION-SERV... | 157138 | 35.00 |
| HUNTERS SERVICES INC. | 377736 | 08/15/2025 | CAFE @ TRAIN STATION-ROD... | 157138 | 45.00 |
| ALARMTECH SECURITY SYSTEM | 222319 | 08/22/2025 | TRAIN STATION-SUPERVISED F... | 157180 | 62.00 |
| | | | | **Fund 117 - TRAIN DEPOT O&M Total:** | **317.50** |
| **Fund: 120 - OSSIP** | | | | | |
| FEHR & PEERS | RETENTION | 06/30/2025 | PW-RELEASE RETENTION RAIL... | 157113 | 4,880.00 |
| | | | | **Fund 120 - OSSIP Total:** | **4,880.00** |
| **Fund: 130 - REFUSE/AB939** | | | | | |
| AMAZON CAPITAL SERVICES | 11CT-LJDX-P1L1 | 06/30/2025 | PWM-DOG WASTE STATIONS,... | 787 | 5,208.42 |
| AMAZON CAPITAL SERVICES | 1CHQ-9QLQ-QKL7 | 06/30/2025 | PWM-RETURN WASTE BAGS | 787 | -50.19 |
| NICOLAS CLARK DE LEON | 072225 | 08/08/2025 | GARBAGE REMOVAL | 157084 | 4,488.75 |
| BAY HAULING LLC | 11097 | 08/08/2025 | BULKY ITEM & HOMELESS EN... | 157046 | 2,990.00 |
| JOHN M PITTS | JP-1 | 08/08/2025 | GARBAGE PICK-UP AND DISPO... | 157069 | 3,750.00 |
| CONCENTRIC CONCRETE INC. | 24-2217/24-2226 | 06/30/2025 | PW-POUR CONCRETE FOR N... | 157112 | 10,078.20 |
| HOME DEPOT CREDIT SERVICE | 212462 | 08/15/2025 | PW-RETURN PLUMBING PARTS | 157137 | -130.19 |
| HOME DEPOT CREDIT SERVICE | 7044787 | 08/15/2025 | PW-PLUMBING FOR NEW BUI... | 157137 | 286.84 |
| HOME DEPOT CREDIT SERVICE | 7642564 | 08/15/2025 | PW-GROUNDING RODS | 157137 | 38.26 |
| JR LANGUAGE TRANSLATION S | I-21578 | 06/30/2025 | PW-TRANSLATION SVCS PROP... | 157176 | 548.97 |
| ROUTEWARE, INC. | CI-1004618 | 08/29/2025 | PW-FY26 RENEWAL-TRACKS S... | 157269 | 32,471.28 |
| | | | | **Fund 130 - REFUSE/AB939 Total:** | **59,680.34** |
| **Fund: 132 - RECYCL CONTAINR** | | | | | |
| ROSS CAMPBELL INC | 25-3878-3 | 08/01/2025 | BEV CONTAINER GRANT-HOLI... | 157014 | 4,500.00 |
| AMANDA DUM | 080725-2 | 08/15/2025 | PW-REIMBURSE LODGING CH... | 157123 | 989.10 |
| SOLANO RESOURCE CONSERV... | FY26-CCCD | 08/15/2025 | SS'A COST SHARE CREEK & CO... | 157163 | 1,645.96 |
| | | | | **Fund 132 - RECYCL CONTAINR Total:** | **7,135.06** |
| **Fund: 134 - USED OIL RECYCL** | | | | | |
| SOLANO RESOURCE CONSERV... | 2358C | 06/30/2025 | SS'S COST SHARE NLAKE BERR... | 157118 | 1,550.45 |
| REPUBLIC SERVICES | FY25-CPU14 | 06/30/2025 | USED OIL FILTER CURSIDE PIC... | 157117 | 405.00 |
| ROSS CAMPBELL INC | 25-3896-3 | 08/22/2025 | PW-SOCIAL MEDIA & RADIO ... | 157215 | 3,500.00 |
| | | | | **Fund 134 - USED OIL RECYCL Total:** | **5,455.45** |

| Vendor Name | Payable Number | Post Date | Description (Item) | Payment Number | Amount |
|---|---|---|---|---|---|
| **Fund: 142 - BOATING SAFETY** | | | | | |
| ENTERPRISE FLEET MANAGE... | DM0001362 | 08/20/2025 | ENTERPRISE LEASES-PW/INV #... | DFT0001387 | 64.69 |
| | | | | **Fund 142 - BOATING SAFETY Total:** | **64.69** |
| **Fund: 167 - ARP-AMER RESCUE** | | | | | |
| LANCE, SOLL & LUNGHARD LLP | 69780 | 08/08/2025 | TYLER ERP CONVERSION TIE ... | 157071 | 5,648.00 |
| MISSION SAMOA INC. | 3 | 06/30/2025 | PD-2 SHELTER BEDS-JUNE 2025 | 157116 | 4,853.00 |
| INFINITY TECHNOLOGIES | 4180 | 08/15/2025 | IT-GIS SUPPORT SVCS-JULY 20... | 157139 | 3,037.50 |
| | | | | **Fund 167 - ARP-AMER RESCUE Total:** | **13,538.50** |
| **Fund: 171 - PROP 49 GRANT** | | | | | |
| VERIZON WIRELESS | 6120655101 | 08/22/2025 | REC & OTHERS-MOBILE SVC 6... | 157223 | 76.68 |
| | | | | **Fund 171 - PROP 49 GRANT Total:** | **76.68** |
| **Fund: 183 - VESSEL GRANT** | | | | | |
| M&M SALVAGE INC | 8542 | 08/01/2025 | MARINA-TOW & DESTROY 3 ... | 157004 | 3,600.00 |
| | | | | **Fund 183 - VESSEL GRANT Total:** | **3,600.00** |
| **Fund: 185 - SEWER MAINTENANCE** | | | | | |
| CAL PERS RETIREMENT SYSTEM | DM0001340 | 08/06/2025 | AUG 2025 PREMIUMS | DFT0001365 | 15.80 |
| CONCENTRIC CONCRETE INC. | 24-2217/24-2226 | 06/30/2025 | PW-POUR CONCRETE FOR N... | 157112 | 10,078.20 |
| TPX COMMUNICATIONS | 186667257-0 | 08/22/2025 | PHONE SERVICE PERIOD ENDI... | 157220 | 41.20 |
| | | | | **Fund 185 - SEWER MAINTENANCE Total:** | **10,135.20** |
| **Fund: 187 - RPM GRANTS** | | | | | |
| RACE RESULT AMERICAS INC | 224955 | 08/01/2025 | REC-RACE RESULTS UBIDIUM-... | 157010 | 4,102.58 |
| US BANK | 07222510 | 07/22/2025 | MORA-FACEBOOK-BOOST, SUI... | 804 | 21.67 |
| US BANK | 07222511 | 07/22/2025 | MORA-FACEBOOK-BOOST, SUI... | 804 | 21.57 |
| US BANK | 07222512 | 07/22/2025 | MORA-BROADWAY PRINT-FUN.. | 804 | 552.75 |
| US BANK | 07222514 | 07/22/2025 | MORA-WALMART-COOLER, SU.. | 804 | 124.40 |
| US BANK | 07222515 | 07/22/2025 | MORA-NORCAL CONTAINERS-... | 804 | 1,000.00 |
| US BANK | 07222516 | 07/22/2025 | MORA-M&M-PORT A POTTY &.. | 804 | 411.95 |
| US BANK | 07222517 | 07/22/2025 | MORA-RALEYS-WATER, SUISU... | 804 | 7.50 |
| US BANK | 07222518 | 07/22/2025 | MORA-DIGITAL COPY-RACE R... | 804 | 240.35 |
| US BANK | 07222519 | 07/22/2025 | MORA-COSTCO-FOOD, SUISUN.. | 804 | 79.31 |
| US BANK | 07222520 | 07/22/2025 | MORA-SEEDEVIL-PORTABLE P... | 804 | 545.63 |
| US BANK | 07222521 | 07/22/2025 | MORA-HANDTRUCKSRUS-LG ... | 804 | 469.95 |
| AMAZON CAPITAL SERVICES | 1QH6-PQR1-7K9J | 08/22/2025 | REC-SHELVING, LOCK | 821 | 374.56 |
| | | | | **Fund 187 - RPM GRANTS Total:** | **7,952.22** |
| **Fund: 188 - SEWER R&R** | | | | | |
| INSITUFORM TECHNOLOGIES, ... | PAY 3 | 08/29/2025 | PW-SEWER & STORM DRAIN P... | 157257 | -15,971.78 |
| INSITUFORM TECHNOLOGIES, ... | PAY 3 | 08/29/2025 | PW-SEWER & STORM DRAIN P... | 157257 | 319,435.60 |
| INSITUFORM TECHNOLOGIES, ... | PAY 3 | 08/29/2025 | PW-SEWER & STORM DRAIN P... | 157257 | -33,958.10 |
| | | | | **Fund 188 - SEWER R&R Total:** | **269,505.72** |
| **Fund: 189 - Prop.64 Grant -State** | | | | | |
| OHAWAIIFORNIA LLC | 073125 | 08/08/2025 | REC- | 796 | 600.00 |
| US BANK | 062325186 | 06/30/2025 | MCHENRY-PAYPAL-SKATE INS... | 801 | 1,000.00 |
| US BANK | 072225129 | 07/22/2025 | KING-CHEVRON-ICE FOR FISHI... | 804 | 3.78 |
| US BANK | 072225131 | 07/22/2025 | KING-MARINA BAIT-SWIVELS ... | 804 | 7.87 |
| US BANK | 072225132 | 07/22/2025 | KING-MARINA BAIT-BAIT FOR ... | 804 | 8.98 |
| US BANK | 072225134 | 07/22/2025 | KING-MICROSOFT-XBOX GAM... | 804 | 19.99 |
| US BANK | 072225135 | 07/22/2025 | KING-NINTENDO-SWITCH GA... | 804 | 3.99 |
| US BANK | 072225235 | 07/22/2025 | MCHENRY-360 TRAINING-PAL ... | 804 | 29.96 |
| US BANK | 072225236 | 07/22/2025 | MCHENRY-DAVE & BUSTER-D... | 804 | 732.35 |
| US BANK | 072225240 | 07/22/2025 | MCHENRY-WALMART-PAL SN... | 804 | 105.04 |
| US BANK | 072225242 | 07/22/2025 | MCHENRY-REG FFLD-MOVIE T... | 804 | 12.00 |
| US BANK | 072225243 | 07/22/2025 | MCHENRY-DAVE & BUSTER-P... | 804 | 15.00 |
| US BANK | 072225244 | 07/22/2025 | MCHENRY-SAMS CLUB-PAL S... | 804 | 96.16 |
| US BANK | 072225245 | 07/22/2025 | MCHENRY-WALMART-BACK T... | 804 | 114.87 |
| US BANK | 072225246 | 07/22/2025 | MCHENRY-WALMART-BACK T... | 804 | 82.31 |
| US BANK | 072225247 | 07/22/2025 | MCHENRY-DOLLAR TREE-LIFE ... | 804 | 11.01 |
| US BANK | 072225248 | 07/22/2025 | MCHENRY-WHENTOWORK-ST... | 804 | 205.00 |
| US BANK | 072225250 | 07/22/2025 | MCHENRY-HARBOR FREIGHT-... | 804 | 128.88 |

| Vendor Name | Payable Number | Post Date | Description (Item) | Payment Number | Amount |
|---|---|---|---|---|---|
| US BANK | 072225251 | 07/22/2025 | MCHENRY-AUTOZONE-PAL C... | 804 | 108.84 |
| US BANK | 072225252 | 07/22/2025 | MCHENRY-RED CRSS-PAL CPR ... | 804 | 240.00 |
| US BANK | 072225253 | 07/22/2025 | MCHENRY-RED CROSS-PAL BA... | 804 | 400.00 |
| AMAZON CAPITAL SERVICES | 1K6P-6NHG-4KRD | 08/22/2025 | REC-CANDT, NAME TAGS, BAC... | 821 | 1,372.25 |
| | | | | **Fund 189 - Prop.64 Grant -State Total:** | **5,298.28** |
| **Fund: 190 - DRAINAGE MAINT** | | | | | |
| CAL PERS RETIREMENT SYSTEM | DM0001340 | 08/06/2025 | AUG 2025 PREMIUMS | DFT0001365 | 7.90 |
| PG&E | 08222515 | 08/22/2025 | 1341287179-3 | 157209 | 23.82 |
| | | | | **Fund 190 - DRAINAGE MAINT Total:** | **31.72** |
| **Fund: 205 - PG&E OBF** | | | | | |
| PG&E | 08222504 | 08/22/2025 | 5833394946-7 & OBF LOAN | 157209 | 1,648.63 |
| | | | | **Fund 205 - PG&E OBF Total:** | **1,648.63** |
| **Fund: 302 - Park Improvements** | | | | | |
| WABO LANDSCAPE & CONST... | 936-INV-06 | 08/08/2025 | REC-SERVICES FOR PROSPERIT... | 157103 | -11,501.73 |
| WABO LANDSCAPE & CONST... | 936-INV-06 | 08/08/2025 | REC-SERVICES FOR PROSPERIT... | 157103 | 230,034.65 |
| | | | | **Fund 302 - Park Improvements Total:** | **218,532.92** |
| **Fund: 312 - POLICE FACILITY** | | | | | |
| AT&T | 072325 | 08/08/2025 | PD-MOTOROLA RADIO PROJE... | 157045 | 2,598.33 |
| AT&T | 23925281 | 08/22/2025 | PD-PUBLIC SAFETY TELECOM ... | 157185 | 871.38 |
| | | | | **Fund 312 - POLICE FACILITY Total:** | **3,469.71** |
| **Fund: 420 - LAWLER-MAINT** | | | | | |
| PG&E | 08012503 | 08/01/2025 | 0280661031-3 | 157008 | 372.78 |
| PG&E | 08012504 | 08/01/2025 | 9082931680-2 | 157008 | 2,319.92 |
| PG&E | 08012507 | 08/01/2025 | 4570210461-8 | 157008 | 373.37 |
| PG&E | 08012518 | 08/01/2025 | 0644141019-5 | 157008 | 36.90 |
| PG&E | 08012520 | 08/01/2025 | 6916249507-6 | 157008 | 106.08 |
| NBS GOVT FINANCE GROUP | 202506-2446 | 08/01/2025 | QRTLY ADMIN LLD 1ST QTR FY... | 157006 | 730.44 |
| OAKVILLE PUMP SERVICE | 2404 | 08/15/2025 | PW-BI ANNUAL PUMP INSPEC... | 157153 | 72.92 |
| MCKENZIE HARDWARE-PW | 364092 | 08/15/2025 | PW-BARBED COUPLER | 157148 | 10.89 |
| MCKENZIE HARDWARE-PW | 364185 | 08/15/2025 | PW-SPRINKLER VALVES | 157148 | 46.90 |
| MCKENZIE HARDWARE-PW | 364212 | 08/15/2025 | PW-LLD SUPPLIES | 157148 | 19.25 |
| MCKENZIE HARDWARE-PW | 364252 | 08/15/2025 | PW-TOOLS | 157148 | 5.88 |
| MCKENZIE HARDWARE-PW | 364256 | 08/15/2025 | PW-PVC SUPPLIES | 157148 | 37.12 |
| MCKENZIE HARDWARE-PW | 364273 | 08/15/2025 | PW-PVC SUPPLIES | 157148 | 33.00 |
| SOLITUDE LAKE MANAGEMENT | PSI190595 | 08/15/2025 | PW-POND SERVICE LAWLER F... | 157164 | 824.00 |
| PG&E | 08222500 | 08/22/2025 | 8709494497-9 | 157209 | 873.76 |
| CITY OF SUISUN CITY | UBLR 082525 | 08/27/2025 | UB-LAWLER RANCH 6/15/25-8... | 157227 | 118.57 |
| PG&E | 08292501 | 08/29/2025 | 020661031-3 | 157265 | 324.09 |
| PG&E | 08292502 | 08/29/2025 | 6874582843-1 | 157265 | 6.74 |
| PG&E | 08292503 | 08/29/2025 | 9082931680-2 | 157265 | 2,183.73 |
| PG&E | 08292504 | 08/29/2025 | 4541258003-2 | 157265 | 6.74 |
| PG&E | 08292508 | 08/29/2025 | 4570210461-8 | 157265 | 340.11 |
| PG&E | 08292519 | 08/29/2025 | 0644141019-5 | 157265 | 36.66 |
| PG&E | 08292527 | 08/29/2025 | 6916249507-6 | 157265 | 99.43 |
| VALLEY TREE SERVICE | 2025-152 | 08/29/2025 | PW-REMOVE DEAD TREE BEH... | 157275 | 2,695.00 |
| | | | | **Fund 420 - LAWLER-MAINT Total:** | **11,674.28** |
| **Fund: 422 - MARINA VILL MAD** | | | | | |
| NBS GOVT FINANCE GROUP | 202506-2446 | 08/01/2025 | QRTLY ADMIN LLD 1ST QTR FY... | 157006 | 141.19 |
| | | | | **Fund 422 - MARINA VILL MAD Total:** | **141.19** |
| **Fund: 425 - BLOSSOM MAD** | | | | | |
| NBS GOVT FINANCE GROUP | 202506-2446 | 08/01/2025 | QRTLY ADMIN LLD 1ST QTR FY... | 157006 | 175.42 |
| PG&E | 08222501 | 08/22/2025 | 0238568580-4 | 157209 | 18.96 |
| PG&E | 08222502 | 08/22/2025 | 8614913098-0 | 157209 | 47.42 |
| | | | | **Fund 425 - BLOSSOM MAD Total:** | **241.80** |
| **Fund: 430 - HERITAGE MAD** | | | | | |
| NBS GOVT FINANCE GROUP | 202506-2446 | 08/01/2025 | QRTLY ADMIN LLD 1ST QTR FY... | 157006 | 492.05 |
| PG&E | 08082503 | 08/08/2025 | 6865550673-8 | 157087 | 115.22 |
| MCKENZIE HARDWARE-PW | 364212 | 08/15/2025 | PW-LLD SUPPLIES | 157148 | 19.25 |

| Vendor Name | Payable Number | Post Date | Description (Item) | Payment Number | Amount |
|---|---|---|---|---|---|
| PG&E | 08222503 | 08/22/2025 | 0306164485-6 | 157209 | 137.51 |
| CITY OF SUISUN CITY | UBHP 082525 | 08/27/2025 | UB-HERITAGE PARK 6/15/25-8... | 157227 | 1,055.57 |
| | | | | **Fund 430 - HERITAGE MAD Total:** | **1,819.60** |
| **Fund: 435 - MTBELLO-MAINT** | | | | | |
| NBS GOVT FINANCE GROUP | 202506-2446 | 08/01/2025 | QRTLY ADMIN LLD 1ST QTR FY... | 157006 | 357.94 |
| PG&E | 08082500 | 08/08/2025 | 2107672764-9 | 157087 | 284.56 |
| PG&E | 08222504 | 08/22/2025 | 5833394946-7 & OBF LOAN | 157209 | 629.75 |
| | | | | **Fund 435 - MTBELLO-MAINT Total:** | **1,272.25** |
| **Fund: 445 - PETERSON-MAINT** | | | | | |
| PG&E | 08012508 | 08/01/2025 | 3904395223-1 | 157008 | 124.21 |
| PG&E | 08012509 | 08/01/2025 | 9178618410-0 | 157008 | 359.30 |
| PG&E | 08012510 | 08/01/2025 | 6941550688-5 | 157008 | 5.28 |
| NBS GOVT FINANCE GROUP | 202506-2446 | 08/01/2025 | QRTLY ADMIN LLD 1ST QTR FY... | 157006 | 395.55 |
| PG&E | 08082502 | 08/08/2025 | 2566007111-6 | 157087 | 1,536.51 |
| PG&E | 08082504 | 08/08/2025 | 1456836734-7 | 157087 | 911.98 |
| PG&E | 08082508 | 08/08/2025 | 2861193602-3 | 157087 | 571.76 |
| OAKVILLE PUMP SERVICE | 2404 | 08/15/2025 | PW-BI ANNUAL PUMP INSPEC... | 157153 | 145.83 |
| MCKENZIE HARDWARE-PW | 364173 | 08/15/2025 | PW-PVC SUPPLIES | 157148 | 31.18 |
| MCKENZIE HARDWARE-PW | 364212 | 08/15/2025 | PW-LLD SUPPLIES | 157148 | 19.25 |
| MCKENZIE HARDWARE-PW | 364228 | 08/15/2025 | PW-PVC SUPPLIES | 157148 | 18.08 |
| CITY OF SUISUN CITY | UBPR 082525 | 08/27/2025 | UB-PETERSON RANCH 6/15/25.. | 157227 | 22,881.37 |
| PG&E | 08292509 | 08/29/2025 | 2861193602-3 | 157265 | 272.01 |
| PG&E | 08292510 | 08/29/2025 | 3904395223-1 | 157265 | 127.64 |
| PG&E | 08292511 | 08/29/2025 | 9178618410-0 | 157265 | 248.01 |
| PG&E | 08292512 | 08/29/2025 | 6632409173-6 | 157265 | 11.38 |
| PG&E | 08292513 | 08/29/2025 | 6941550688-5 | 157265 | 15.56 |
| | | | | **Fund 445 - PETERSON-MAINT Total:** | **27,674.90** |
| **Fund: 448 - RAILROAD AVE-AD** | | | | | |
| NBS GOVT FINANCE GROUP | 202506-2446 | 08/01/2025 | QRTLY ADMIN LLD 1ST QTR FY... | 157006 | 121.79 |
| | | | | **Fund 448 - RAILROAD AVE-AD Total:** | **121.79** |
| **Fund: 449 - VIC HAR-DREDGE** | | | | | |
| NBS GOVT FINANCE GROUP | 202506-2446 | 08/01/2025 | QRTLY ADMIN LLD 1ST QTR FY... | 157006 | 68.29 |
| | | | | **Fund 449 - VIC HAR-DREDGE Total:** | **68.29** |
| **Fund: 453 - VIC.HAR.ZONE-A** | | | | | |
| NBS GOVT FINANCE GROUP | 202506-2446 | 08/01/2025 | QRTLY ADMIN LLD 1ST QTR FY... | 157006 | 68.29 |
| PG&E | 08082501 | 08/08/2025 | 7792227038-2 | 157087 | 489.98 |
| PG&E | 08082502 | 08/08/2025 | 2566007111-6 | 157087 | 191.32 |
| CITY OF SUISUN CITY | UBVH-A 082525 | 08/27/2025 | UB VIC HARBOR A 6/15/25-8/... | 157227 | 2,680.12 |
| PG&E | 08292526 | 08/29/2025 | 7792227038-3 | 157265 | 508.11 |
| | | | | **Fund 453 - VIC.HAR.ZONE-A Total:** | **3,937.82** |
| **Fund: 454 - VIC.HAR.ZONE-B** | | | | | |
| NBS GOVT FINANCE GROUP | 202506-2446 | 08/01/2025 | QRTLY ADMIN LLD 1ST QTR FY... | 157006 | 68.29 |
| PG&E | 08082501 | 08/08/2025 | 7792227038-2 | 157087 | 489.99 |
| PG&E | 08082502 | 08/08/2025 | 2566007111-6 | 157087 | 149.47 |
| CITY OF SUISUN CITY | UBVH-B 082525 | 08/27/2025 | UB-VIC HARBOR B 6/15/25-8/... | 157227 | 1,014.29 |
| PG&E | 08292526 | 08/29/2025 | 7792227038-3 | 157265 | 508.11 |
| | | | | **Fund 454 - VIC.HAR.ZONE-B Total:** | **2,230.15** |
| **Fund: 455 - VIC.HAR.ZONE-C** | | | | | |
| NBS GOVT FINANCE GROUP | 202506-2446 | 08/01/2025 | QRTLY ADMIN LLD 1ST QTR FY... | 157006 | 68.29 |
| PG&E | 08082502 | 08/08/2025 | 2566007111-6 | 157087 | 1,207.68 |
| PG&E | 08082502 | 08/08/2025 | 2566007111-6 | 157087 | 257.08 |
| MCKENZIE HARDWARE/2 | 364248 | 08/08/2025 | BLDG-PARTS FOR DELTA COVE... | 157078 | 19.61 |
| MCKENZIE HARDWARE-PW | 364163 | 08/15/2025 | PW-PVC SUPPLIES | 157148 | 74.35 |
| MCKENZIE HARDWARE-PW | 364212 | 08/15/2025 | PW-LLD SUPPLIES | 157148 | 19.25 |
| PG&E | 08222505 | 08/22/2025 | 0458895217-8 | 157209 | 9.53 |
| PG&E | 08222508 | 08/22/2025 | 9622407317-9 | 157209 | 68.30 |
| PG&E | 08222509 | 08/22/2025 | 1330754740-9 | 157209 | 9.53 |
| PG&E | 08222510 | 08/22/2025 | 3611998336-3 | 157209 | 174.52 |

| Vendor Name | Payable Number | Post Date | Description (Item) | Payment Number | Amount |
|---|---|---|---|---|---|
| PG&E | 08222513 | 08/22/2025 | 3271243624-8 | 157209 | 180.34 |
| PG&E | 08222514 | 08/22/2025 | 9885875157-5 | 157209 | 531.34 |
| CITY OF SUISUN CITY | UBVH-C 082525 | 08/27/2025 | UB-VIC HARBOR C 6/15/25-8/... | 157227 | 3,867.30 |
| CITY OF SUISUN CITY | UBVH-D 082525 | 08/27/2025 | UB-VIC HARBOR D 6/15/25-8/... | 157227 | 3,289.37 |
| | | | | **Fund 455 - VIC.HAR.ZONE-C Total:** | **9,776.49** |
| **Fund: 458 - VIC HAR-ZONE E** | | | | | |
| NBS GOVT FINANCE GROUP | 202506-2446 | 08/01/2025 | QRTLY ADMIN LLD 1ST QTR FY... | 157006 | 68.29 |
| PG&E | 08082502 | 08/08/2025 | 2566007111-6 | 157087 | 173.38 |
| CITY OF SUISUN CITY | UBVH-E 082525 | 08/27/2025 | UB-VIC HARBOR E 6/15/25-8/... | 157227 | 3,944.25 |
| | | | | **Fund 458 - VIC HAR-ZONE E Total:** | **4,185.92** |
| **Fund: 459 - VIC HAR-ZONE F** | | | | | |
| NBS GOVT FINANCE GROUP | 202506-2446 | 08/01/2025 | QRTLY ADMIN LLD 1ST QTR FY... | 157006 | 68.29 |
| PG&E | 08082502 | 08/08/2025 | 2566007111-6 | 157087 | 179.36 |
| CITY OF SUISUN CITY | UBVH-F 082525 | 08/27/2025 | UB-VIC HARBOR F 6/15/25-8/... | 157227 | 4,814.76 |
| | | | | **Fund 459 - VIC HAR-ZONE F Total:** | **5,062.41** |
| **Fund: 460 - HWY12 LANDSCAPE** | | | | | |
| CALIFORNIA HWY ADOPTION C | 825140 | 08/08/2025 | LITTER SVC-HWY 12 MILE MA... | 157049 | 320.00 |
| | | | | **Fund 460 - HWY12 LANDSCAPE Total:** | **320.00** |
| **Fund: 461 - SUISUN CFD#2** | | | | | |
| NBS GOVT FINANCE GROUP | 202506-2448 | 08/01/2025 | QRTLY ADMIN CFD 2&3, TZ Q1... | 157006 | 1,358.50 |
| | | | | **Fund 461 - SUISUN CFD#2 Total:** | **1,358.50** |
| **Fund: 462 - MCCOY CREEK TZ2** | | | | | |
| NBS GOVT FINANCE GROUP | 202506-2446 | 08/01/2025 | QRTLY ADMIN LLD 1ST QTR FY... | 157006 | 121.44 |
| NBS GOVT FINANCE GROUP | 202506-2448 | 08/01/2025 | QRTLY ADMIN CFD 2&3, TZ Q1... | 157006 | 313.25 |
| | | | | **Fund 462 - MCCOY CREEK TZ2 Total:** | **434.69** |
| **Fund: 465 - AMBERWOOD TZ1** | | | | | |
| NBS GOVT FINANCE GROUP | 202506-2448 | 08/01/2025 | QRTLY ADMIN CFD 2&3, TZ Q1... | 157006 | 313.25 |
| | | | | **Fund 465 - AMBERWOOD TZ1 Total:** | **313.25** |
| **Fund: 466 - PETERSON TZ3** | | | | | |
| NBS GOVT FINANCE GROUP | 202506-2448 | 08/01/2025 | QRTLY ADMIN CFD 2&3, TZ Q1... | 157006 | 318.00 |
| | | | | **Fund 466 - PETERSON TZ3 Total:** | **318.00** |
| **Fund: 467 - SUMMERWOOD TZ5** | | | | | |
| NBS GOVT FINANCE GROUP | 202506-2448 | 08/01/2025 | QRTLY ADMIN CFD 2&3, TZ Q1... | 157006 | 314.25 |
| | | | | **Fund 467 - SUMMERWOOD TZ5 Total:** | **314.25** |
| **Fund: 468 - WALMART TZ6** | | | | | |
| NBS GOVT FINANCE GROUP | 202506-2448 | 08/01/2025 | QRTLY ADMIN CFD 2&3, TZ Q1... | 157006 | 313.25 |
| SOLANO DIVERSIFIED SERVIC | 23-1089 | 08/15/2025 | PW-WALTERS RD TRASH PICK ... | 157162 | 178.00 |
| | | | | **Fund 468 - WALMART TZ6 Total:** | **491.25** |
| **Fund: 469 - SUISUN CFD NO.3** | | | | | |
| NBS GOVT FINANCE GROUP | 202506-2448 | 08/01/2025 | QRTLY ADMIN CFD 2&3, TZ Q1... | 157006 | 829.50 |
| | | | | **Fund 469 - SUISUN CFD NO.3 Total:** | **829.50** |
| **Fund: 501 - SSWA D/S TRUSTEE** | | | | | |
| U.S. BANK (BONDS) | DM0001379 | 08/27/2025 | US BANK-SSWA 2019 BONDS | DFT0001403 | 195,000.00 |
| U.S. BANK (BONDS) | DM0001379 | 08/27/2025 | US BANK-SSWA 2019 BONDS | DFT0001403 | 149,693.75 |
| U.S. BANK (BONDS) | DM0001380 | 08/27/2025 | US BANK-SSWA 2021 BONDS | DFT0001404 | 280,000.00 |
| U.S. BANK (BONDS) | DM0001380 | 08/27/2025 | US BANK-SSWA 2021 BONDS | DFT0001404 | 111,418.51 |
| | | | | **Fund 501 - SSWA D/S TRUSTEE Total:** | **736,112.26** |
| **Fund: 506 - SSWA CONNECTION** | | | | | |
| NBS GOVT FINANCE GROUP | 202508-2752 | 08/22/2025 | SSWA-WATER CAPACITY FEE S... | 157205 | 1,143.75 |
| DOKKEN ENGINEERING | 49307 | 06/30/2025 | SSWA-WATER MASTER PLAN ... | 157231 | 4,440.00 |
| | | | | **Fund 506 - SSWA CONNECTION Total:** | **5,583.75** |
| **Fund: 507 - SSWA OPER FUND** | | | | | |
| US BANK | 7839439 | 06/30/2025 | SSWA WTR REV BONDS SER 2... | 157119 | 250.00 |
| US BANK | 7839454 | 06/30/2025 | SOLANO WATER AUTH WTR R... | 157119 | 250.00 |
| KRONICK,MOSKOVITZ,TIEDE... | 30912260 | 06/30/2025 | SSWA LEGAL SERVICES THRO... | 157232 | 1,134.00 |
| PG&E | 08292505 | 08/29/2025 | 7340553288-5 | 157265 | 25.46 |

| Vendor Name | Payable Number | Post Date | Description (Item) | Payment Number | Amount |
|---|---|---|---|---|---|
| ACWA JPIA | 355 | 08/29/2025 | SSWA-CYBER LIABILITY 7/1/25... | 157237 | 100.00 |
| | | | | **Fund 507 - SSWA OPER FUND Total:** | **1,759.46** |
| **Fund: 705 - VEH/EQUIP-MAINT** | | | | | |
| GRN VLY ALOHA SAW & MOW... | 98807 | 08/01/2025 | PW-OIL CHANGE, AIR FILTER &... | 156995 | 420.00 |
| GRN VLY ALOHA SAW & MOW... | 98807 | 08/01/2025 | PW-OIL CHANGE, AIR FILTER &... | 156995 | 628.45 |
| RAMOS OIL COMPANY, INC | IN-0215791 | 08/01/2025 | PW-RED DYED R99 RENEW DI... | 157011 | 494.16 |
| NORTH BAY TRUCK CENTER | 01P54276 | 06/30/2025 | PW-HOSE CLAMP | 157035 | 19.85 |
| NORTH BAY TRUCK CENTER | 01S51318 | 06/30/2025 | PW-REPAIR TO UNIT 137 | 157035 | 567.00 |
| NORTH BAY TRUCK CENTER | 01S51318 | 06/30/2025 | PW-REPAIR TO UNIT 137 | 157035 | 1,227.10 |
| NORTH BAY TRUCK CENTER | CREDIT | 06/30/2025 | DUPLICATE PAYMENT | 157035 | -551.37 |
| NORTH BAY TRUCK CENTER | CREDIT | 06/30/2025 | DUPLICATE PAYMENT | 157035 | -371.72 |
| PIT STOP AUTO REPAIR | 1837 | 08/08/2025 | PW-OIL CHANGE LIC #1668084 | 157088 | 50.00 |
| PIT STOP AUTO REPAIR | 1837 | 08/08/2025 | PW-OIL CHANGE LIC #1668084 | 157088 | 189.36 |
| GRN VLY ALOHA SAW & MOW... | 99738 | 08/08/2025 | PW-POLE SAW | 157062 | 874.99 |
| GRN VLY ALOHA SAW & MOW... | 99739 | 08/08/2025 | PW-MISC PARTS | 157062 | 283.97 |
| RAMOS OIL COMPANY, INC | IN-0217440 | 08/08/2025 | PW-RED DYED R99 RENEW DI... | 157090 | 564.67 |
| FARID E KOKA, INC | LP0593391 | 08/08/2025 | PW-WINDSHIELD REPAIR 2006... | 157058 | 120.00 |
| FARID E KOKA, INC | LP0593391 | 08/08/2025 | PW-WINDSHIELD REPAIR 2006... | 157058 | 211.33 |
| GARTON TRACTOR INC | P1193908 | 08/08/2025 | PW-HOSES & COUPLINGS FOR... | 157061 | 241.85 |
| PIT STOP AUTO REPAIR | 1839 | 08/15/2025 | PW-OIL CHANGE, REPLACE AIR.. | 157156 | 837.50 |
| PIT STOP AUTO REPAIR | 1839 | 08/15/2025 | PW-OIL CHANGE, REPLACE AIR.. | 157156 | 606.49 |
| AMAZON CAPITAL SERVICES | 1DKY-M6NG-1M9Q | 08/15/2025 | PW-OIL FILTERS, LIGHTS | 802 | 105.98 |
| EAST BAY TIRE CO | 2163361 | 08/15/2025 | PW-NEW TIRE, GOLF CART | 157131 | 23.00 |
| EAST BAY TIRE CO | 2163361 | 08/15/2025 | PW-NEW TIRE, GOLF CART | 157131 | 128.55 |
| EAST BAY TIRE CO | 2165224 | 08/15/2025 | PW-FLAT REPAIRS | 157131 | 171.00 |
| EAST BAY TIRE CO | 2165224 | 08/15/2025 | PW-FLAT REPAIRS | 157131 | 154.98 |
| HOLT OF CALIFORNIA | SW000197081 | 08/15/2025 | PW-TROUBLESHOOT & REPAIR.. | 157136 | 848.00 |
| HOLT OF CALIFORNIA | SW000197081 | 08/15/2025 | PW-TROUBLESHOOT & REPAIR.. | 157136 | 1,393.68 |
| US BANK | 072225199 | 07/22/2025 | GELUZ-ZIP THRU-CARWASHES,.. | 804 | 55.85 |
| GRN VLY ALOHA SAW & MOW... | 100395 | 08/22/2025 | PW-BELT, BLADE MULCH, BLA... | 157192 | 439.89 |
| GRN VLY ALOHA SAW & MOW... | 99990 | 08/22/2025 | PW-DIAGNOSTIC FEE | 157192 | 35.00 |
| GRN VLY ALOHA SAW & MOW... | 99991 | 08/22/2025 | PW-BACKPACK BLOWER REPA... | 157192 | 61.25 |
| GRN VLY ALOHA SAW & MOW... | 99991 | 08/22/2025 | PW-BACKPACK BLOWER REPA... | 157192 | 147.34 |
| GRN VLY ALOHA SAW & MOW... | 99992 | 08/22/2025 | PW-WEED EATER REPAIR | 157192 | 52.50 |
| GRN VLY ALOHA SAW & MOW... | 99992 | 08/22/2025 | PW-WEED EATER REPAIR | 157192 | 27.95 |
| GRN VLY ALOHA SAW & MOW... | 99993 | 08/22/2025 | PW-POLE PRUNER REPAIR | 157192 | 61.25 |
| GRN VLY ALOHA SAW & MOW... | 99993 | 08/22/2025 | PW-POLE PRUNER REPAIR | 157192 | 90.30 |
| GRN VLY ALOHA SAW & MOW... | 99994 | 08/22/2025 | PW-HEDGE TRIMMER | 157192 | 787.49 |
| EAST BAY TIRE CO | 2167139 | 08/29/2025 | PW-FLAT REPAIR, BACKHOE | 157254 | 69.00 |
| RAMOS OIL COMPANY, INC | IN-0220119 | 08/29/2025 | PW-RED DYED R99 RENEW DI... | 157267 | 610.93 |
| RAMOS OIL COMPANY, INC | IN-0221475 | 08/29/2025 | PW-RED DYED R99 RENEW DI... | 157267 | 375.25 |
| | | | | **Fund 705 - VEH/EQUIP-MAINT Total:** | **12,052.82** |
| **Fund: 706 - VEH/EQU-RPLCMT** | | | | | |
| ENTERPRISE FLEET MANAGE... | DM0001361 | 08/20/2025 | ENTERPRISE LEASES-FIRE/INV ... | DFT0001386 | 1,428.14 |
| ENTERPRISE FLEET MANAGE... | DM0001362 | 08/20/2025 | ENTERPRISE LEASES-PW/INV #... | DFT0001387 | 3,261.85 |
| ENTERPRISE FLEET MANAGE... | DM0001363 | 08/20/2025 | ENTERPRISE LEASES-PD/INV #... | DFT0001388 | 9,957.63 |
| ENTERPRISE FLEET MANAGE... | DM0001364 | 08/20/2025 | ENTERPRISE LEASES-CITY/INV ... | DFT0001389 | 24,804.09 |
| | | | | **Fund 706 - VEH/EQU-RPLCMT Total:** | **39,451.71** |
| **Fund: 710 - NETWORK MAINT.** | | | | | |
| ALLIED NETWORK SOLUTIONS, | 0238147-IN | 08/01/2025 | IT-ACROBAT PRO DC FOR ENT... | 156980 | 70.00 |
| CAL PERS RETIREMENT SYSTEM | DM0001340 | 08/06/2025 | AUG 2025 PREMIUMS | DFT0001365 | 47.40 |
| SOLANO COUNTY DOIT-ADMIN | 25-3700145-02 | 06/30/2025 | COST SHARING FOR TECHMEG... | 157037 | 500.00 |
| COMCAST | 072425 | 08/08/2025 | FIN-ACCT #19-500190 ADMIN ... | 157052 | 158.67 |
| SOLANO COUNTY DOIT-ADMIN | 26-3700145 | 08/08/2025 | BLDG-AERIAL PHOTOGRAPHY ... | 157094 | 2,239.09 |
| COMCAST | 246911916 | 08/15/2025 | ETHERNET SERVICE THROUGH... | 157128 | 789.21 |
| DELL FINANCIAL SVCS LLC | 4460607 | 08/15/2025 | COMPUTER LEASE CONTRACT... | 157130 | 716.35 |
| US BANK | 07222502 | 07/22/2025 | ROBERTS-STRAIGHTTALK-TEM... | 804 | 45.00 |
| TPX COMMUNICATIONS | 186667257-0 | 08/22/2025 | PHONE SERVICE PERIOD ENDI... | 157220 | 41.20 |
| VERIZON WIRELESS | 6120655097 | 08/22/2025 | ADMIN-MOBILE SVC 7/11/25-... | 157223 | 5.75 |

| Vendor Name | Payable Number | Post Date | Description (Item) | Payment Number | Amount |
|---|---|---|---|---|---|
| VERIZON WIRELESS | 6120655097 | 08/22/2025 | ADMIN-MOBILE SVC 7/11/25-... | 157223 | 118.84 |
| DLT SOLUTIONS, LLC | SI682790 | 06/30/2025 | ARCHITECTURE ENG & CONST... | 157230 | 3,320.17 |
| DLT SOLUTIONS, LLC | SI683471 | 06/30/2025 | PINNACLE LIFE SUPPORT | 157230 | 333.33 |
| DELL FINANCIAL SVCS LLC | 4373112 | 08/29/2025 | COMPUTER LEASE 8/5/25-9/4... | 157250 | 716.35 |
| | | | | **Fund 710 - NETWORK MAINT. Total:** | **9,101.36** |
| **Fund: 712 - DISPATCH -P/S** | | | | | |
| HAYLEY MURPHY | 072925 | 08/01/2025 | PD-REIMBURSE TRAINING EXP... | 156996 | 306.48 |
| AMAZON CAPITAL SERVICES | 1Q6R-XK4J-FC49 | 08/01/2025 | PD-TOWER FAN | 786 | 60.01 |
| GOVERNMENTJOBS.COM, INC. | INV-141071 | 08/01/2025 | OD-NEOGOV SOFTWARE 9/24... | 156994 | 2,980.30 |
| CAL PERS RETIREMENT SYSTEM | DM0001340 | 08/06/2025 | AUG 2025 PREMIUMS | DFT0001365 | 158.00 |
| PARODI INVESTIGATIVE SOLU | 2025-077 | 08/08/2025 | PD-DISPATCHER BACKGROUN... | 798 | 2,000.00 |
| INTELLISITE, LLC. | 6078 | 08/08/2025 | PD-NET CLOUD PLAN | 157068 | 2,982.00 |
| HOTEL CIRCLE PROPERTY LLC | 73650283 | 08/08/2025 | PD-A KENT-WLLE HOTEL | 157065 | 505.18 |
| HOTEL CIRCLE PROPERTY LLC | 73650316 | 08/08/2025 | PD-ALEXANDER-WLLE HOTEL | 157065 | 505.18 |
| HOTEL CIRCLE PROPERTY LLC | 73650323 | 08/08/2025 | PD-LOMBARD-WLLE HOTEL | 157065 | 505.18 |
| HOTEL CIRCLE PROPERTY LLC | 73650333 | 08/08/2025 | PD-MURPHY-WLLE HOTEL | 157065 | 505.18 |
| AISHA FLORES | 070325 | 06/30/2025 | PW-CHEMICAL AGENTS TRAIN... | 157108 | 124.98 |
| LEXISNEXIS COPLOGIC SOLUT | 1030002475 | 08/15/2025 | PD-ONLINE REPORTING SYST... | 157144 | 1,018.46 |
| TRANSUNION RISK AND ALTER | 207882-202507-1 | 08/15/2025 | PD-TRU LOOKUP EVCS JULY 2... | 157168 | 340.40 |
| MCKENZIE HARDWARE-PD | 364117 | 08/15/2025 | PD-PAINT | 157147 | 25.42 |
| MCKENZIE HARDWARE-PD | 364262 | 08/15/2025 | PD-COLOR SAMPLES | 157147 | 26.15 |
| US BANK | 072225130 | 07/22/2025 | KING-DAVES GIANT HAMBUR... | 804 | 44.60 |
| US BANK | 072225147 | 07/22/2025 | ALEXANDER-KTLLC-DISPATCH ... | 804 | 199.00 |
| US BANK | 072225148 | 07/22/2025 | ALEXANDER-KTLLC-DISPATCH ... | 804 | 398.00 |
| US BANK | 072225149 | 07/22/2025 | ALEXANDER-KTLLC-DISPATCH ... | 804 | 199.00 |
| US BANK | 072225150 | 07/22/2025 | ALEXANDER-AMAZON-COMP... | 804 | 88.21 |
| US BANK | 072225151 | 07/22/2025 | ALEXANDER-RESCUE ESSENTI... | 804 | 179.00 |
| US BANK | 072225152 | 07/22/2025 | ALEXANDER-SOUTHWEST-TR... | 804 | 258.60 |
| US BANK | 072225153 | 07/22/2025 | ALEXANDER-SOUTHWEST-TR... | 804 | 147.78 |
| US BANK | 072225154 | 07/22/2025 | ALEXANDER-IHG-HOTEL, DISP... | 804 | 1,008.50 |
| US BANK | 072225156 | 07/22/2025 | ALEXANDER-CAPE-PROPERTY ... | 804 | 75.00 |
| US BANK | 072225158 | 07/22/2025 | ALEXANDER-SOUTHWEST-TR... | 804 | 88.48 |
| US BANK | 072225158-2 | 07/22/2025 | ALEXANDER-EXPEDIA-PARTIAL... | 804 | -571.03 |
| US BANK | 072225176 | 07/22/2025 | COOK-VISTA PRINT-BUSINESS ... | 804 | 23.87 |
| US BANK | 072225208 | 07/22/2025 | KENT-OPENAI-CHATGPT SUBS... | 804 | 20.00 |
| US BANK | 072225210 | 07/22/2025 | KENT-SALTYSOULDESIGNS-DIS... | 804 | 154.00 |
| US BANK | 072225211 | 07/22/2025 | KENT-SSPD-CREDIT TO TEST C... | 804 | -1.00 |
| US BANK | 072225212 | 07/22/2025 | KENT-MAGIX-AUDIO FORGE S... | 804 | 29.99 |
| US BANK | 072225214 | 07/22/2025 | KENT-PRI MGMT-RECORDS RE... | 804 | 129.00 |
| US BANK | 072225215 | 07/22/2025 | KENT-NENA-TRAINING-ROBIN... | 804 | 320.00 |
| US BANK | 072225216 | 07/22/2025 | KENT-NENA-TRAINING-SAGAMI | 804 | 160.00 |
| US BANK | 072225217 | 07/22/2025 | KENT-NENA-ENHANCE CALLER... | 804 | 160.00 |
| US BANK | 072225218 | 07/22/2025 | KENT-NENA-TRAINING-SAGAM.. | 804 | 480.00 |
| US BANK | 072225219 | 07/22/2025 | KENT-NENA-ANHANCED CALL... | 804 | 160.00 |
| US BANK | 072225220 | 07/22/2025 | KENT-NENA-ENHANCED CALL... | 804 | 160.00 |
| US BANK | 072225221 | 07/22/2025 | KENT-ENHANCED CALLER MA... | 804 | 160.00 |
| US BANK | 072225222 | 07/22/2025 | KENT-NENA-TRAININGF-MAR... | 804 | 160.00 |
| US BANK | 07222551 | 07/22/2025 | HENDERSON-STARLINK-INTER... | 804 | 165.00 |
| US BANK | 07222552 | 07/22/2025 | HENDERSON-WALMART-STAR... | 804 | 708.22 |
| US BANK | 07222553 | 07/22/2025 | HENDERSON-CITATIONSY-CIT... | 804 | 9.99 |
| US BANK | 07222554 | 07/22/2025 | HENDERSON-MODERN OFFICE... | 804 | 799.00 |
| US BANK | 07222557 | 07/22/2025 | HENDERSON-OPENAI-CHATGPT | 804 | 20.00 |
| US BANK | 07222558 | 07/22/2025 | HENDERSON-WALMART-STAR... | 804 | 761.69 |
| US BANK | 07222559 | 07/22/2025 | HENDERSON-APPLE-ICLOUD S... | 804 | 9.99 |
| TPX COMMUNICATIONS | 186667257-0 | 08/22/2025 | PHONE SERVICE PERIOD ENDI... | 157220 | 41.20 |
| SUN RIDGE SYSTEMS, INC. | RIMS-082025-0295 | 08/22/2025 | RIMS TRAINING & CONFEREN... | 157218 | 1,375.00 |
| AMAZON CAPITAL SERVICES | 1KGX-TQLJ-4WG6 | 08/29/2025 | PD-USB EXTENSION CABLE | 822 | 12.43 |
| | | | | **Fund 712 - DISPATCH -P/S Total:** | **20,176.44** |
| **Fund: 713 - PW MAINT-I.S.** | | | | | |
| PG&E | 08012513 | 08/01/2025 | 3779395231-0 | 157008 | 44.64 |

| Vendor Name | Payable Number | Post Date | Description (Item) | Payment Number | Amount |
|---|---|---|---|---|---|
| CINTAS CORPORATION #2 | 4237806385 | 08/01/2025 | PW-UNIFORMS & BUILDING ... | 156985 | 33.70 |
| CINTAS CORPORATION #2 | 4237806385 | 08/01/2025 | PW-UNIFORMS & BUILDING ... | 156985 | 506.87 |
| VERIZON WIRELESS | 6118151481 | 08/01/2025 | PW-MOBILE SVC 6/11/25-7/1... | 157022 | 1,131.06 |
| VERIZON WIRELESS | 6118151481 | 08/01/2025 | PW-MOBILE SVC 6/11/25-7/1... | 157022 | 1,102.88 |
| CAL PERS RETIREMENT SYSTEM | DM0001340 | 08/06/2025 | AUG 2025 PREMIUMS | DFT0001365 | 158.00 |
| WEX INC | 106155683 | 08/08/2025 | GAS USAGE-VARIOUS DEPTS 6... | 800 | 4,331.15 |
| IN HOUSE LEASING, INCORPO | 4961 | 08/08/2025 | COPIER LEASE-VARIOUS DEPTS.. | 157067 | 108.30 |
| LINDE GAS & EQUIPMENT, IN | 50986588 | 08/08/2025 | PW-CYLINDER LEASES | 157074 | 180.86 |
| STERICYCLE, INC. | 8011548739 | 08/08/2025 | DISPOSAL OF REG MED WAST... | 157096 | 145.50 |
| AMAZON CAPITAL SERVICES | 1HMD-KNG4-6KKT | 08/15/2025 | PW-SHARPS CONTAINER | 802 | 32.72 |
| AMAZON CAPITAL SERVICES | 1YN7-C4RG-4LM7 | 08/15/2025 | PW-WATER, CIRCUIT TESTER, ... | 802 | 650.01 |
| J.J.R. ENTERPRISES, INC | 4438889-CAL | 08/15/2025 | COPIER USAGE-VARIOUS DEP... | 157141 | 164.63 |
| AIRGAS USA, LLC | 5518458014 | 08/15/2025 | PW-CYLINDER RENTALS | 157122 | 325.44 |
| US BANK | 07222501 | 07/22/2025 | ROBERTS-STARLINK-INTERNET... | 804 | 165.00 |
| US BANK | 07222509 | 07/22/2025 | HERROD-CENARIOS-WORK LU... | 804 | 139.76 |
| US BANK | 072225201 | 07/22/2025 | GELUZ-LOS ALTOS-LUNCH, P... | 804 | 346.40 |
| US BANK | 072225203 | 07/22/2025 | GELUZ-STAPLES-BUSINESS CA... | 804 | 27.09 |
| US BANK | 07222565 | 07/22/2025 | VUE-WALMART-DRINKS, PWM.. | 804 | 85.87 |
| ENTERPRISE FLEET MANAGE... | DM0001364 | 08/20/2025 | ENTERPRISE LEASES-CITY/INV ... | DFT0001389 | 18.00 |
| ENTERPRISE FLEET MANAGE... | DM0001364 | 08/20/2025 | ENTERPRISE LEASES-CITY/INV ... | DFT0001389 | 6.00 |
| ADVANCED CHEMICAL TRANS... | 643959 | 06/30/2025 | PW-REMOVAL OF CHEMICAL ... | 157174 | 9,140.72 |
| PG&E | 08222507 | 08/22/2025 | 8851579248-4 | 157209 | 14.35 |
| ALKAR | 1547438 | 08/22/2025 | PW-TEMP WORKER WEEK END.. | 157181 | 1,841.40 |
| CINTAS CORPORATION #2 | 4239293523 | 08/22/2025 | PW-UNIFORMS & BUILDING ... | 157189 | 33.70 |
| CINTAS CORPORATION #2 | 4239293523 | 08/22/2025 | PW-UNIFORMS & BUILDING ... | 157189 | 501.69 |
| CINTAS CORPORATION #2 | 4240002447 | 08/22/2025 | PW-UNIFORMS & BUILDING ... | 157189 | 32.58 |
| CINTAS CORPORATION #2 | 4240002447 | 08/22/2025 | PW-UNIFORMS & BUILDING ... | 157189 | 515.62 |
| CINTAS CORPORATION #2 | 5286346607 | 08/22/2025 | CORP YARD-REPLENISH FIRST ... | 157189 | 133.31 |
| VERIZON WIRELESS | 6120655096 | 08/22/2025 | PW-MOBLE SVC 7/11/25-8/10... | 157223 | 920.16 |
| VERIZON WIRELESS | 6120655101 | 08/22/2025 | REC & OTHERS-MOBILE SVC 6... | 157223 | 38.34 |
| PG&E | 08292515 | 08/29/2025 | 3779395231-0 | 157265 | 43.82 |
| ALKAR | 1547453 | 08/29/2025 | PW-TEMP WORKER WEEK END.. | 157239 | 1,506.60 |
| READYREFRESH BY NESTLE | 25H2770400014 | 08/29/2025 | PW-WATER SERVICE 7/7/25-8... | 157268 | 51.08 |
| CINTAS CORPORATION #2 | 4240701924 | 08/29/2025 | PE-UNIFORMS & BUILDING M... | 157245 | 31.80 |
| CINTAS CORPORATION #2 | 4240701924 | 08/29/2025 | PE-UNIFORMS & BUILDING M... | 157245 | 517.11 |
| | | | | **Fund 713 - PW MAINT-I.S. Total:** | **25,026.16** |
| **Fund: 715 - LIAB INS RESERV** | | | | | |
| CAL PERS RETIREMENT SYSTEM | DM0001340 | 08/06/2025 | AUG 2025 PREMIUMS | DFT0001365 | 15.80 |
| PLAN JPA | PLAN-0390 | 08/15/2025 | GENERAL LIABILITY CLAIMS-JU... | 157157 | 4,455.08 |
| VERIZON WIRELESS | 6120655097 | 08/22/2025 | ADMIN-MOBILE SVC 7/11/25-... | 157223 | 12.78 |
| D & H HANSEN INC. | 15654-2 | 08/29/2025 | FIRE-FINISHING FOR WHEELS | 825 | 529.00 |
| D & H HANSEN INC. | 15923 | 08/29/2025 | FIRE-FREIGHT FOR WHEELS | 825 | 1,307.67 |
| | | | | **Fund 715 - LIAB INS RESERV Total:** | **6,320.33** |
| **Fund: 750 - WRKERS COMP INS** | | | | | |
| CAL PERS RETIREMENT SYSTEM | DM0001340 | 08/06/2025 | AUG 2025 PREMIUMS | DFT0001365 | 33.18 |
| ATHENS INSURANCE SERVICE, | 131 | 08/08/2025 | REPLENISH WORKERS COMP ... | 791 | 23,252.84 |
| ATHENS INSURANCE SERVICE, | 40769 | 08/08/2025 | MONTHLY FEE-AUGUST 2025 | 792 | 2,673.00 |
| US BANK | 07222566 | 07/22/2025 | VUE-4IMPRINT-EMPLOYEE WE... | 804 | 1,420.89 |
| VERIZON WIRELESS | 6120655097 | 08/22/2025 | ADMIN-MOBILE SVC 7/11/25-... | 157223 | 12.78 |
| CHRISTINA PENLAND | 2425 | 06/30/2025 | HR-REIMBURSE TRAINING ME... | 157229 | 257.38 |
| ATHENS INSURANCE SERVICE, | 132 | 08/29/2025 | PREFUNDING CLAIM-KELLY M... | 824 | 14,849.98 |
| | | | | **Fund 750 - WRKERS COMP INS Total:** | **42,500.05** |
| **Fund: 765 - UNEMP SELF INS** | | | | | |
| EDD | DM0001339 | 08/05/2025 | UI-2ND QTR 2025 REIMBURS... | DFT0001364 | 1,132.00 |
| | | | | **Fund 765 - UNEMP SELF INS Total:** | **1,132.00** |
| **Fund: 830 - SEWR DIST TRUST** | | | | | |
| FAIRFIELD-SUISUN SEWER DIS... | DM0001346 | 08/11/2025 | SEWER FEES FOR JULY 2025 | DFT0001371 | 465,657.78 |
| | | | | **Fund 830 - SEWR DIST TRUST Total:** | **465,657.78** |

| Vendor Name | Payable Number | Post Date | Description (Item) | Payment Number | Amount |
|---|---|---|---|---|---|
| **Fund: 835 - GARBGE CO TRUST** | | | | | |
| SOLANO GARBAGE | 063025 | 06/30/2025 | TAX LEVY COLLECTIONS FY24/... | 157235 | 291,901.43 |
| | | | | **Fund 835 - GARBGE CO TRUST Total:** | **291,901.43** |
| **Fund: 901 - SA/ADMIN FUND** | | | | | |
| CAL PERS RETIREMENT SYSTEM | DM0001340 | 08/06/2025 | AUG 2025 PREMIUMS | DFT0001365 | 162.74 |
| RICHARDS, WATSON & GERS... | 254362 | 06/30/2025 | PROFESSIONAL SVCS-GENERAL.. | 788 | 55.02 |
| AT&T | 23882938 | 08/15/2025 | 707-421-7309 | 157124 | 146.52 |
| VERIZON WIRELESS | 6120655097 | 08/22/2025 | ADMIN-MOBILE SVC 7/11/25-... | 157223 | 3.83 |
| VERIZON WIRELESS | 6120655097 | 08/22/2025 | ADMIN-MOBILE SVC 7/11/25-... | 157223 | 7.67 |
| | | | | **Fund 901 - SA/ADMIN FUND Total:** | **375.78** |
| **Fund: 903 - SA-HOUSING** | | | | | |
| RICHARDS, WATSON & GERS... | 254184 | 06/30/2025 | HOUSING-GENERAL LEGAL SV... | 784 | 1,732.50 |
| CAL PERS RETIREMENT SYSTEM | DM0001340 | 08/06/2025 | AUG 2025 PREMIUMS | DFT0001365 | 79.00 |
| RICHARDS, WATSON & GERS... | 254363 | 06/30/2025 | PROFESSIONAL SVCS-GENERAL.. | 788 | 9,570.00 |
| VERIZON WIRELESS | 6120655097 | 08/22/2025 | ADMIN-MOBILE SVC 7/11/25-... | 157223 | 1.92 |
| VERIZON WIRELESS | 6120655097 | 08/22/2025 | ADMIN-MOBILE SVC 7/11/25-... | 157223 | 5.75 |
| | | | | **Fund 903 - SA-HOUSING Total:** | **11,389.17** |
| **Fund: 908 - RDA ASSET MGMT** | | | | | |
| PG&E | 08012506 | 08/01/2025 | 3010895990-6 | 157008 | 53.14 |
| PG&E | 08152500 | 08/15/2025 | 5178857298-3: 5178857025, ... | 157155 | 1,382.43 |
| PG&E | 08152500 | 08/15/2025 | 5178857298-3: 5178857025, ... | 157155 | 32.88 |
| PG&E | 08152500 | 08/15/2025 | 5178857298-3: 5178857025, ... | 157155 | 18.25 |
| REPUBLIC SERVICES #846 | 112621403 | 08/15/2025 | GARBAGE SVCS-177 MAIN ST | 157158 | 330.05 |
| CITY OF SUISUN CITY | UBLHS 082525 | 08/27/2025 | UB-LAWLER HOUSE 6/15/25-8... | 157227 | 139.26 |
| CITY OF SUISUN CITY | UBTRN 082525 | 08/27/2025 | UB-TRAIN 6/15/25-8/15/25 | 157227 | 970.77 |
| PG&E | 08292507 | 08/29/2025 | 3010895990-6 | 157265 | 50.95 |
| | | | | **Fund 908 - RDA ASSET MGMT Total:** | **2,977.73** |
| **Fund: 909 - MARINA** | | | | | |
| AT&T | 23820615 | 08/01/2025 | 707-429-2628 | 156983 | 60.54 |
| PG&E | 08082507 | 08/08/2025 | 2156787786-1 | 157087 | 24.64 |
| MCKENZIE HARDWARE-M | 364135 | 08/08/2025 | MARINA-STAPLES & STAPLE G... | 157080 | 37.08 |
| MCKENZIE HARDWARE-M | 364151 | 08/08/2025 | MARINA-CLEANER & PICK UP ... | 157080 | 21.79 |
| MCKENZIE HARDWARE-M | 364165 | 08/08/2025 | MARINA-KEYS, ANCHOR & H... | 157080 | 37.26 |
| SUPERIOR BUILDING SERVICE | 46996 | 08/08/2025 | MARINA JANITORIAL SVCS JUL... | 157098 | 1,060.00 |
| REPUBLIC SERVICES #846 | 112621409 | 08/15/2025 | GARBAGE SVCS-800 KELLOGG ... | 157158 | 349.50 |
| REPUBLIC SERVICES #846 | 112621410 | 08/15/2025 | GARBAGE SVCS-703 B CIVIC C... | 157158 | 171.40 |
| REPUBLIC SERVICES #846 | 112621411 | 08/15/2025 | GARBAGE SVCS-1200 KELLOGG.. | 157158 | 257.10 |
| AMAZON CAPITAL SERVICES | 1M7X-P1FK-6VYM | 08/15/2025 | MARINA-MISC SUPPLIES, DEC... | 802 | 458.28 |
| AMAZON CAPITAL SERVICES | 1T7V-94GM-7GDX | 08/15/2025 | MARINA-STICKER PAPER | 802 | 6.34 |
| AMAZON CAPITAL SERVICES | 1V7K-FRJM-6VYM | 08/15/2025 | MARINA-DOGGY WASTE BAGS | 802 | 140.76 |
| AT&T | 23882932 | 08/15/2025 | 707-421-1486 | 157124 | 29.73 |
| AT&T | 23882940 | 08/15/2025 | 707-421-7313 | 157124 | 44.05 |
| US BANK | 072225172 | 07/22/2025 | GATMEN-QUEENSBORO IND-... | 804 | 80.41 |
| US BANK | 072225173 | 07/22/2025 | GATMEN-BOAT US-MARINA S... | 804 | 10.00 |
| US BANK | 072225174 | 07/22/2025 | GATMEN-SIGNS.COM-MARKET.. | 804 | 287.30 |
| US BANK | 07222534 | 07/22/2025 | DOWNEY-JCNELSON-CLEANIN... | 804 | 267.33 |
| US BANK | 07222536 | 07/22/2025 | HULL-GOOGLE ADS-REFUND,... | 804 | -0.17 |
| PG&E | 08222511 | 08/22/2025 | 9268373134-0 | 157209 | 865.56 |
| PG&E | 08222512 | 08/22/2025 | 9226706470-4 | 157209 | 48.92 |
| VERIZON WIRELESS | 6120655101 | 08/22/2025 | REC & OTHERS-MOBILE SVC 6... | 157223 | 38.34 |
| CITY OF SUISUN CITY | UBMAR 082525 | 08/27/2025 | UB-MARINA 6/15/25-8/15/25 | 157227 | 6,417.17 |
| | | | | **Fund 909 - MARINA Total:** | **10,713.33** |
| **Fund: 919 - MARINA FUEL** | | | | | |
| RAMOS OIL COMPANY, INC | IN-0220676 | 08/22/2025 | MARINA-UNLEADED 87 REG E... | 157212 | 260.85 |
| RAMOS OIL COMPANY, INC | IN-0220676 | 08/22/2025 | MARINA-UNLEADED 87 REG E... | 157212 | 15,744.72 |
| RAMOS OIL COMPANY, INC | IN-0220695 | 08/22/2025 | MARINA-RED DYED R99 REN... | 157212 | 577.50 |
| RAMOS OIL COMPANY, INC | IN-0220695 | 08/22/2025 | MARINA-RED DYED R99 REN... | 157212 | 6,309.00 |
| | | | | **Fund 919 - MARINA FUEL Total:** | **22,892.07** |

| Vendor Name | Payable Number | Post Date | Description (Item) | Payment Number | Amount |
|---|---|---|---|---|---|
| **Fund: 932 - SECTION8 CHOICE** | | | | | |
| CITY OF SUISUN HOUSING AU… | DM0001334 | 08/01/2025 | TO HSG BANK ACCT TO COVER… | DFT0001359 | 390,531.51 |
| | | | | **Fund 932 - SECTION8 CHOICE Total:** | **390,531.51** |
| **Fund: 945 - HSG AUTH/ADMIN** | | | | | |
| CAL PERS RETIREMENT SYSTEM | DM0001340 | 08/06/2025 | AUG 2025 PREMIUMS | DFT0001365 | 197.50 |
| J.J.R. ENTERPRISES, INC | 4437027-CAL | 08/15/2025 | PRINTER USAGE-VARIOUS DE… | 157141 | 101.29 |
| AFFORDABLE HOUSING NET… | HA14882 | 08/15/2025 | HSG-RENT REASONABLE SOF… | 157121 | 3,000.00 |
| THE NELROD COMPANY | RU7550S8 | 08/15/2025 | HSG-SECTION 8 HCV UTILITY A… | 157167 | 2,105.00 |
| US BANK | 072225192 | 07/22/2025 | POCK-ZOOM-FEE FOR HSG AU… | 804 | 149.90 |
| TPX COMMUNICATIONS | 186667257-0 | 08/22/2025 | PHONE SERVICE PERIOD ENDI… | 157220 | 164.80 |
| VERIZON WIRELESS | 6120655097 | 08/22/2025 | ADMIN-MOBILE SVC 7/11/25-… | 157223 | 1.92 |
| VERIZON WIRELESS | 6120655097 | 08/22/2025 | ADMIN-MOBILE SVC 7/11/25-… | 157223 | 1.92 |
| VERIZON WIRELESS | 6120655100 | 08/22/2025 | HOUSING-MOBILE SVC 7/11/2… | 157223 | 1.11 |
| VERIZON WIRELESS | 6120655101 | 08/22/2025 | REC & OTHERS-MOBILE SVC 6… | 157223 | 38.34 |
| NORTHBAY HEALTHCARE GRP… | OH139038 | 08/22/2025 | VARIOUS DEPTS-PHYSICAL/D… | 157206 | 55.00 |
| | | | | **Fund 945 - HSG AUTH/ADMIN Total:** | **5,816.78** |
| **Fund: 974 - THEATER** | | | | | |
| PG&E | 08012517 | 08/01/2025 | 7710383064-0 | 157008 | 731.67 |
| PG&E | 08292518 | 08/29/2025 | 7710383064-0 | 157265 | 684.61 |
| | | | | **Fund 974 - THEATER Total:** | **1,416.28** |
| | | | | **Grand Total:** | **4,538,466.33** |

# Report Summary

## Fund Summary

| Fund | Payment Amount |
|---|---|
| 010 - GENERAL FUND | 1,570,478.04 |
| 018 - GF CA Forever | 129,422.32 |
| 050 - 4TH OF JULY EVENTS | 12,789.67 |
| 051 - CHRISTMAS EVENT | 200.00 |
| 052 - EVENTS-OTHERS | 5,015.74 |
| 053 - FIREWORKS-ENF | 435.83 |
| 105 - ALL GAS TAXES | 24,405.58 |
| 115 - TRANS.CIP FUNDS | 8,922.00 |
| 117 - TRAIN DEPOT O&M | 317.50 |
| 120 - OSSIP | 4,880.00 |
| 130 - REFUSE/AB939 | 59,680.34 |
| 132 - RECYCL CONTAINR | 7,135.06 |
| 134 - USED OIL RECYCL | 5,455.45 |
| 142 - BOATING SAFETY | 64.69 |
| 167 - ARP-AMER RESCUE | 13,538.50 |
| 171 - PROP 49 GRANT | 76.68 |
| 183 - VESSEL GRANT | 3,600.00 |
| 185 - SEWER MAINTENANCE | 10,135.20 |
| 187 - RPM GRANTS | 7,952.22 |
| 188 - SEWER R&R | 269,505.72 |
| 189 - Prop.64 Grant -State | 5,298.28 |
| 190 - DRAINAGE MAINT | 31.72 |
| 205 - PG&E OBF | 1,648.63 |
| 302 - Park Improvements | 218,532.92 |
| 312 - POLICE FACILITY | 3,469.71 |
| 420 - LAWLER-MAINT | 11,674.28 |
| 422 - MARINA VILL MAD | 141.19 |
| 425 - BLOSSOM MAD | 241.80 |
| 430 - HERITAGE MAD | 1,819.60 |
| 435 - MTBELLO-MAINT | 1,272.25 |
| 445 - PETERSON-MAINT | 27,674.90 |
| 448 - RAILROAD AVE-AD | 121.79 |
| 449 - VIC HAR-DREDGE | 68.29 |
| 453 - VIC.HAR.ZONE-A | 3,937.82 |
| 454 - VIC.HAR.ZONE-B | 2,230.15 |
| 455 - VIC.HAR.ZONE-C | 9,776.49 |
| 458 - VIC HAR-ZONE E | 4,185.92 |
| 459 - VIC HAR-ZONE F | 5,062.41 |
| 460 - HWY12 LANDSCAPE | 320.00 |
| 461 - SUISUN CFD#2 | 1,358.50 |
| 462 - MCCOY CREEK TZ2 | 434.69 |
| 465 - AMBERWOOD TZ1 | 313.25 |
| 466 - PETERSON TZ3 | 318.00 |
| 467 - SUMMERWOOD TZ5 | 314.25 |
| 468 - WALMART TZ6 | 491.25 |
| 469 - SUISUN CFD NO.3 | 829.50 |
| 501 - SSWA D/S TRUSTEE | 736,112.26 |
| 506 - SSWA CONNECTION | 5,583.75 |
| 507 - SSWA OPER FUND | 1,759.46 |
| 705 - VEH/EQUIP-MAINT | 12,052.82 |
| 706 - VEH/EQU-RPLCMT | 39,451.71 |
| 710 - NETWORK MAINT. | 9,101.36 |
| 712 - DISPATCH -P/S | 20,176.44 |
| 713 - PW MAINT-I.S. | 25,026.16 |
| 715 - LIAB INS RESERV | 6,320.33 |
| 750 - WRKERS COMP INS | 42,500.05 |
| 765 - UNEMP SELF INS | 1,132.00 |

## Fund Summary

| Fund | Payment Amount |
|---|---|
| 830 - SEWR DIST TRUST | 465,657.78 |
| 835 - GARBGE CO TRUST | 291,901.43 |
| 901 - SA/ADMIN FUND | 375.78 |
| 903 - SA-HOUSING | 11,389.17 |
| 908 - RDA ASSET MGMT | 2,977.73 |
| 909 - MARINA | 10,713.33 |
| 919 - MARINA FUEL | 22,892.07 |
| 932 - SECTION8 CHOICE | 390,531.51 |
| 945 - HSG AUTH/ADMIN | 5,816.78 |
| 974 - THEATER | 1,416.28 |
| **Grand Total:** | **4,538,466.33** |

## Account Summary

| Account Number | Account Name | Payment Amount |
|---|---|---|
| 010-01108 | PREPAID POSTAGE EXPE… | 1,215.28 |
| 010-01142 | PREPAID COPIER EXPEN… | 2,380.39 |
| 010-04402 | FICA/MEDICARE TAX PA… | 34,866.44 |
| 010-04403 | FED WITHHOLDING TAX… | 138,915.16 |
| 010-04404 | STATE WITHHOLDINGS … | 56,173.16 |
| 010-04405 | ICMA DEFERRED COMP… | 57,772.42 |
| 010-04408 | PAYROLL GARNISHMENT… | 3,032.30 |
| 010-04409 | SEIU UNION ASSOC DUES.. | 1,452.21 |
| 010-04410 | POLICE OFFICERS ASSOC… | 3,950.00 |
| 010-04413 | PERS RETIRMNT & SURV… | 222,491.21 |
| 010-04417 | STATE DISABILITY INSUR… | 9,924.13 |
| 010-04422 | PARS | 4,472.60 |
| 010-04423 | FIRE UNION DUES | 2,640.04 |
| 010-04425 | SCMPEA DUES | 396.00 |
| 010-04427 | 401A Liability Account | 2,992.80 |
| 010-04428 | ROTH 457 | 3,688.98 |
| 010-04449 | FSA SECTION 125 PLAN … | 2,786.64 |
| 010-04453 | Voluntary Life Insurance… | 13,801.99 |
| 010-04455 | DENTAL-VISION | 3,927.00 |
| 010-04456 | PERS HEALTH BENEFITS … | 183,403.01 |
| 010-04459 | BUILDING BLOCKS-CAFE… | 13,587.32 |
| 010-04464 | MYERS STEVENS & CO-P… | 3,484.35 |
| 010-04491 | DAMAGE DEP-REC & SR … | 6,503.00 |
| 010-04498 | SUSPENSE ACCOUNT | 131.32 |
| 010-04673 | SS LOGISTICS CENTER | 6,037.50 |
| 010-04683 | HWY12-PENNSYLVANIA-… | 137.50 |
| 010-1010-90501 | TRAVEL TRAINING | 1,402.63 |
| 010-1010-91300 | Office Supplies | 721.66 |
| 010-1010-91310 | Phone Svc/Intrn | 872.80 |
| 010-1015-91335 | Board/Comm. Exp | 3,055.29 |
| 010-1020-91310 | Phone Svc/Intrn | 41.20 |
| 010-1030-90322 | CAL PERS RETIREE | 158.00 |
| 010-1710-90322 | Retiree Health | 107.44 |
| 010-1710-90501 | TRAVEL TRAINING | 1,555.27 |
| 010-1710-91140 | Othr Prof. Srvc | 8,353.00 |
| 010-1710-91300 | Office Supplies | 29.17 |
| 010-1710-91310 | Phone Svc/Intrn | 265.59 |
| 010-1710-91325 | Prntng/Copy Exp | 150.34 |
| 010-1710-93105 | CM E-Gadgets/Tablet/P… | 1,275.00 |
| 010-1710-93130 | City Manager-Computer | 2,001.31 |
| 010-1710-93330 | Mktg & Promos | 5,000.00 |
| 010-1750-90322 | Retiree Health | 12.64 |
| 010-1750-90500 | PHY/BACKGROUNDS | 55.00 |
| 010-1750-90501 | TRAVEL TRAINING | 5,742.41 |
| 010-1750-91140 | Othr Prof. Srvc | 24,728.50 |

## Account Summary

| Account Number | Account Name | Payment Amount |
|---|---|---|
| 010-1750-91300 | Office Supplies | 1,110.51 |
| 010-1750-91305 | Sftwre/Srv Agre | 1,500.00 |
| 010-1750-91310 | Phone Svc/Intrn | 95.18 |
| 010-1750-91435 | Field Supplies | 46.51 |
| 010-1750-93220 | Membership/Dues | 299.00 |
| 010-1810-90322 | Retiree Health | 94.80 |
| 010-1810-91140 | Othr Prof. Srvc | 4,196.58 |
| 010-1810-91310 | Phone Svc/Intrn | 5.75 |
| 010-1815-91140 | Othr Prof. Srvc | 3,100.08 |
| 010-1815-91310 | Phone Svc/Intrn | 1.92 |
| 010-1815-91350 | Bank Fees/Chgs. | 1,000.00 |
| 010-1820-90322 | Retiree Health | 399.74 |
| 010-1820-90501 | TRAVEL TRAINING | -165.00 |
| 010-1820-91130 | Financial Audit | 41,918.75 |
| 010-1820-91140 | Othr Prof. Srvc | 750.00 |
| 010-1820-91300 | Office Supplies | 418.07 |
| 010-1820-91305 | Sftwre/Srv Agre | 835.72 |
| 010-1820-91310 | Phone Svc/Intrn | 193.56 |
| 010-1820-91325 | Prntng/Copy Exp | 13.87 |
| 010-1820-91395 | Misc Office Expense-Acc… | 140.64 |
| 010-1820-91435 | Field Supplies | 27.91 |
| 010-1830-90322 | Retiree Health | 197.50 |
| 010-1830-91300 | Office Supplies | 258.72 |
| 010-1830-91305 | Sftwre/Srv Agre | 887.71 |
| 010-1830-91310 | Phone Svc/Intrn | 387.67 |
| 010-1830-91320 | Postage | 3,494.52 |
| 010-1830-91325 | Prntng/Copy Exp | 217.18 |
| 010-1830-91350 | Bank Fees/Chgs. | 17,842.01 |
| 010-1830-91431 | Othr Cntrct Svc | 1,475.29 |
| 010-1830-91435 | Field Supplies | 18.60 |
| 010-1910-77110 | Admin. Fee | -24,400.00 |
| 010-1910-91110 | Legal Services | 114,602.10 |
| 010-1910-91140 | Othr Prof. Srvc | 4,073.45 |
| 010-1910-91210 | LAFCO Expense | 31,575.00 |
| 010-1910-91325 | Prntng/Copy Exp | 108.23 |
| 010-1910-91355 | Admin Fee | 649.63 |
| 010-1910-91435 | Field Supplies | 1,429.43 |
| 010-1910-93220 | Membership/Dues | 9,928.00 |
| 010-2310-90322 | Retiree Health | 316.00 |
| 010-2310-90501 | TRAVEL TRAINING | 947.84 |
| 010-2310-91300 | Office Supplies | 777.18 |
| 010-2310-91310 | Phone Svc/Intrn | 7,612.15 |
| 010-2310-91320 | Postage | 35.34 |
| 010-2310-91325 | Prntng/Copy Exp | 3,289.22 |
| 010-2310-91395 | Misc Office Exp | 55.45 |
| 010-2310-91431 | Othr Cntrct Svc | 33,165.72 |
| 010-2310-91435 | Field Supplies | 1,119.02 |
| 010-2310-91445 | Gas/Diesel/Oil | 11,333.29 |
| 010-2310-91510 | PG&E/Gas & Elec | 173.82 |
| 010-2310-91525 | Water/Sewer Chg | 288.29 |
| 010-2326-90322 | Retiree Health | 158.00 |
| 010-2326-90501 | TRAVEL TRAINING | 1,010.36 |
| 010-2326-91310 | Phone Svc/Intrn | 203.14 |
| 010-2350-90322 | Retiree Health | 632.00 |
| 010-2350-90350 | Othr Emplye Ben | 1,800.00 |
| 010-2350-90500 | PHY/BACKGROUNDS | 6,257.00 |
| 010-2350-90501 | TRAVEL TRAINING | 3,243.77 |
| 010-2350-91140 | Othr Prof. Srvc | 10,252.07 |

## Account Summary

| Account Number | Account Name | Payment Amount |
|---|---|---|
| 010-2350-91300 | Office Supplies | 77.58 |
| 010-2350-91310 | Phone Svc/Intrn | 329.61 |
| 010-2350-91350 | Bank Fees/Chgs. | 261.48 |
| 010-2350-91430 | Cntrct Svc/Eqpt | 480.94 |
| 010-2350-91435 | Field Supplies | 1,443.99 |
| 010-2350-91440 | Auto Parts/Supp | 7,750.03 |
| 010-2350-91455 | Unif/Cloth/Sfty | 1,886.62 |
| 010-2350-93105 | GF-PD-Gadgets-Drone | 81,439.89 |
| 010-2350-93110 | OFFICE FURNISHINGS U… | 414.65 |
| 010-2350-93120 | Field Equipment | 6,957.99 |
| 010-2350-93215 | POST Training | 3,923.82 |
| 010-2600-91300 | Office Supplies | 18.17 |
| 010-2600-91310 | Phone Svc/Intrn | 2,758.19 |
| 010-2600-91320 | Postage | 13.39 |
| 010-2600-91325 | Prntng/Copy Exp | 593.67 |
| 010-2600-91415 | Cntrct Svc/Bldg | 359.50 |
| 010-2600-91455 | Unif/Cloth/Sfty | 75.16 |
| 010-2610-90322 | Retiree Health | 316.00 |
| 010-2610-90324 | Vol. FF Benefit | 118.60 |
| 010-2610-90501 | TRAVEL TRAINING | 207.00 |
| 010-2610-91305 | Sftwre/Srv Agre | 37,005.75 |
| 010-2610-91310 | Phone Svc/Intrn | 409.33 |
| 010-2610-91430 | Cntrct Svc/Eqpt | 8,514.49 |
| 010-2610-91431 | Othr Cntrct Svc | 26,604.93 |
| 010-2610-91435 | Field Supplies | 3,324.91 |
| 010-2610-91440 | Auto Parts/Supp | 85.28 |
| 010-2610-91445 | Gas/Diesel/Oil | 3,298.05 |
| 010-2610-91455 | Unif/Cloth/Sfty | 5,783.01 |
| 010-2610-91510 | PG&E/Gas & Elec | 136.06 |
| 010-2610-91525 | Water/Sewer Chg | 250.97 |
| 010-2610-93120 | Field Equipment | 10,276.57 |
| 010-2617-90501 | TRAVEL TRAINING | 166.30 |
| 010-2620-91300 | Office Supplies | 17.41 |
| 010-2620-91310 | Phone Svc/Intrn | 151.49 |
| 010-2620-91350 | Bank Fees/Chgs. | 8.60 |
| 010-2620-91435 | Field Supplies | 421.60 |
| 010-2620-93230 | Books & Pub's | 807.04 |
| 010-2620-93330 | Mktg & Promos | 2,161.86 |
| 010-3310-90125 | Temp Agency | 5,256.25 |
| 010-3310-90322 | Retiree Health | 15.80 |
| 010-3310-91140 | Othr Prof. Srvc | 53,068.81 |
| 010-3310-91300 | Office Supplies | 22.91 |
| 010-3310-91310 | Phone Svc/Intrn | 143.89 |
| 010-3310-91445 | Gas/Diesel/Oil | 183.36 |
| 010-3350-91310 | Phone Svc/Intrn | 164.25 |
| 010-3350-91415 | Cntrct Svc/Bldg | 828.00 |
| 010-3350-91425 | Cntrct Svc/Jant | 7,591.53 |
| 010-3350-91430 | Cntrct Svc/Eqpt | 404.24 |
| 010-3350-91431 | Othr Cntrct Svc | 31,615.16 |
| 010-3350-91435 | Field Supplies | 5,659.12 |
| 010-3350-91455 | Unif/Cloth/Sfty | 1,614.32 |
| 010-3350-91510 | PG&E/Gas & Elec | 1,702.53 |
| 010-3350-91520 | Garbage Fees | 43.92 |
| 010-3350-91525 | Water/Sewer Chg | 288.28 |
| 010-3350-93140 | Major Fac Reprs | 31,169.74 |
| 010-3363-90160 | Salary Transfrs | 210.00 |
| 010-3363-91431 | Othr Cntrct Svc | 638.00 |
| 010-3363-91520 | Garbage Fees | 4,878.00 |

## Account Summary

| Account Number | Account Name | Payment Amount |
|---|---|---|
| 010-3410-90322 | Retiree Health | 173.80 |
| 010-3410-90500 | PHY/BACKGROUNDS | 55.00 |
| 010-3410-91300 | Office Supplies | 48.03 |
| 010-3410-91305 | Sftwre/Srv Agre | 199.95 |
| 010-3410-91310 | Phone Svc/Intrn | 203.14 |
| 010-3410-91320 | Postage | 49.70 |
| 010-3410-91325 | Prntng/Copy Exp | 27.08 |
| 010-3410-91330 | Advertising | 416.57 |
| 010-3410-91395 | Misc Office Exp | 64.40 |
| 010-3410-93105 | E-Gadgets/Tablets/Phon… | 275.72 |
| 010-3410-93130 | Comptr Eq/Softw | 2,001.31 |
| 010-3410-93220 | Membership/Dues | 751.51 |
| 010-3415-91310 | -Phone Svc/Intrn | 41.20 |
| 010-3415-92310 | Vehicle Equipment Char… | 40.00 |
| 010-3505-90322 | Retiree Health | 86.90 |
| 010-3505-91310 | Phone Svc/Intrn | 120.02 |
| 010-3505-91465 | Leases/Rentals | 200.00 |
| 010-3505-93220 | Membership/Dues | 14,724.00 |
| 010-3505-93310 | Prof.Studies | 3,233.10 |
| 010-6005-90322 | Retiree Health | 14.22 |
| 010-6007-90322 | Retiree Health | 31.60 |
| 010-6007-91310 | Phone Svc/Intrn | 41.20 |
| 010-6010-90160 | Salary Transfrs | -210.00 |
| 010-6010-90322 | Retiree Health | 12.64 |
| 010-6010-90501 | TRAVEL TRAINING | 330.25 |
| 010-6010-91300 | Office Supplies | 129.20 |
| 010-6010-91305 | Sftwre/Srv Agre | 1,000.00 |
| 010-6010-91310 | Phone Svc/Intrn | 438.65 |
| 010-6010-91325 | Prntng/Copy Exp | 4.06 |
| 010-6330-91420 | Cntrct Svc/Grnd | 2,139.75 |
| 010-6330-91435 | Field Supplies | 4,385.83 |
| 010-6330-91525 | Water/Sewer Chg | 5,517.62 |
| 010-8610-75220 | Room Rentls/Rec | 166.50 |
| 010-8610-90350 | Othr Emplye Ben | 1,000.00 |
| 010-8610-90500 | PHY/BACKGROUNDS | 780.00 |
| 010-8610-91140 | Othr Prof. Srvc | 4,317.00 |
| 010-8610-91300 | Office Supplies | 121.22 |
| 010-8610-91310 | Phone Svc/Intrn | 1,411.92 |
| 010-8610-91325 | Prntng/Copy Exp | 660.67 |
| 010-8610-91330 | Advertising | 91.63 |
| 010-8610-91435 | Field Supplies | 209.49 |
| 010-8610-91445 | Gas/Diesel/Oil | 632.44 |
| 010-8610-93105 | E-GADGETS OTHER | 551.44 |
| 010-8615-91435 | Field Supplies | 352.46 |
| 010-8617-91435 | Field Supplies | 2,049.69 |
| 010-8618-90500 | PHY/BACKGROUNDS | 35.00 |
| 010-8618-91435 | Field Supplies | 1,443.51 |
| 010-8670-91140 | Othr Prof. Srvc | 848.55 |
| 010-8670-91435 | Field Supplies | 1,612.61 |
| 010-8680-91140 | Othr Prof. Srvc | 277.76 |
| 010-8680-91435 | Field Supplies | 1,733.32 |
| 010-8680-91510 | PG&E/Gas & Elec | 3,218.06 |
| 010-8680-93120 | Field Equipment | 558.46 |
| 010-8732-91525 | Water/Sewer Chg | 842.23 |
| 010-8750-75220 | Room Rentls/Rec | 300.00 |
| 010-8750-91140 | Othr Prof. Srvc | 3,535.94 |
| 010-8750-91310 | Phone Svc/Intrn | 59.66 |
| 010-8750-91415 | Cntrct Svc/Bldg | 1,220.00 |

## Account Summary

| Account Number | Account Name | Payment Amount |
|---|---|---|
| 010-8750-91435 | Field Supplies | 3,517.09 |
| 010-8750-91510 | PG&E/Gas & Elec | 5,602.44 |
| 010-8750-91525 | Water/Sewer Chg | 522.32 |
| 010-8750-93120 | Field Equipment | 1,874.34 |
| 010-8760-91140 | Othr Prof. Srvc | 480.00 |
| 010-8760-91310 | Phone Svc/Intrn | 85.44 |
| 010-8760-91435 | Field Supplies | 2,157.26 |
| 010-8760-91510 | PG&E/Gas & Elec | 226.81 |
| 018-3528-91140 | CA Forever-Other Profes… | 128,752.32 |
| 018-3528-91431 | CA Forever -Other Cont… | 670.00 |
| 050-8815-91140 | Othr Prof. Srvc | 10,325.86 |
| 050-8815-91330 | Advertising | 667.35 |
| 050-8815-91360 | Govt Permit/Tax | 767.62 |
| 050-8815-91435 | Field Supplies | 1,028.84 |
| 051-8816-91140 | Othr Prof. Srvc | 200.00 |
| 052-8817-91140 | Othr Prof. Srvc | 4,437.12 |
| 052-8817-91330 | Advertising | 397.75 |
| 052-8817-91435 | Field Supplies | 180.87 |
| 053-8819-91435 | Field Supplies | 435.83 |
| 105-6320-90322 | Retiree Health | 31.60 |
| 105-6320-91310 | Phone Svc/Intrn | 41.21 |
| 105-6320-91431 | Othr Cntrct Svc | 2,088.15 |
| 105-6320-91435 | Field Supplies | 10,234.86 |
| 105-6320-91510 | PG&E/Gas & Elec | 78.79 |
| 105-6320-91515 | PG&E/St Lights | 10,906.05 |
| 105-6320-93220 | Membership/Dues | 1,024.92 |
| 115-9903-96210 | Capital Design | 7,560.00 |
| 115-9904-96210 | Capital Design | 1,362.00 |
| 117-3355-91415 | Cntrct Svc/Bldg | 110.00 |
| 117-3355-91425 | Cntrct Svc/Jant | 145.50 |
| 117-3355-91431 | Othr Cntrct Svc | 62.00 |
| 120-04599 | Retention- Fehr & Peers… | 4,880.00 |
| 130-6030-91305 | SOFTWARE/SERVICE AG… | 32,471.28 |
| 130-6030-91435 | Field Supplies | 27,209.06 |
| 132-6032-90501 | TRAVEL TRAINING | 989.10 |
| 132-6032-91330 | Advertising | 4,500.00 |
| 132-6032-91431 | Othr Cntrct Svc | 1,645.96 |
| 134-6034-91431 | Othr Cntrct Svc | 5,455.45 |
| 142-2405-91430 | Cntrct Svc/Eqpt | 64.69 |
| 167-1817-91140 | Professional Services | 5,648.00 |
| 167-1917-96440 | ERP SYSTEM | 3,037.50 |
| 167-6017-91435 | Field Supplies | 4,853.00 |
| 171-8650-91310 | Phone Svc/Intrn | 76.68 |
| 183-8931-91430 | Cntrct Svc/Eqpt | 3,600.00 |
| 185-6310-90322 | Retiree Health | 15.80 |
| 185-6310-91310 | Phone Svc/Intrn | 41.20 |
| 185-6310-91435 | Field Supplies | 10,078.20 |
| 187-8675-91435 | NRPA Grant-Field Suppli… | 1,390.14 |
| 187-8677-91435 | Feild Supplies-Mayor's G… | 6,562.08 |
| 188-04599 | Sewer R&R-Instituform | -15,971.78 |
| 188-6311-96310 | CIP | 285,477.50 |
| 189-8659-91140 | Othr Prof. Srvc | 1,600.00 |
| 189-8659-91435 | Field Supplies | 3,698.28 |
| 190-6315-90322 | Retiree Health | 7.90 |
| 190-6315-91510 | PG&E/Gas & Elec | 23.82 |
| 205-7505-94110 | Principal - PG&E OBF | 1,648.63 |
| 302-04599 | Retention-CIP Contracts | -11,501.73 |
| 302-9919-96310 | CIP | 230,034.65 |

## Account Summary

| Account Number | Account Name | Payment Amount |
|---|---|---|
| 312-9992-93121 | Field Equip >5k | 3,469.71 |
| 420-6425-91357 | Prop Tx Adm Fee | 730.44 |
| 420-6425-91420 | Cntrct Svc/Grnd | 824.00 |
| 420-6425-91431 | Othr Cntrct Svc | 2,767.92 |
| 420-6425-91435 | Field Supplies | 153.04 |
| 420-6425-91510 | PG&E/Gas & Elec | 5,927.48 |
| 420-6425-91515 | PG&E/St Lights | 1,152.83 |
| 420-6425-91525 | Water/Sewer Chg | 118.57 |
| 422-6423-91357 | Prop Tx Adm Fee | 141.19 |
| 425-6430-91357 | Prop Tx Adm Fee | 175.42 |
| 425-6430-91515 | PG&E/St Lights | 66.38 |
| 430-6435-91357 | Prop Tx Adm Fee | 492.05 |
| 430-6435-91435 | Field Supplies | 19.25 |
| 430-6435-91515 | PG&E/St Lights | 252.73 |
| 430-6435-91525 | Water/Sewer Chg | 1,055.57 |
| 435-6440-91357 | Prop Tx Adm Fee | 357.94 |
| 435-6440-91515 | PG&E/St Lights | 914.31 |
| 445-6445-91357 | Prop Tx Adm Fee | 395.55 |
| 445-6445-91431 | Othr Cntrct Svc | 145.83 |
| 445-6445-91435 | Field Supplies | 68.51 |
| 445-6445-91510 | PG&E/Gas & Elec | 1,735.15 |
| 445-6445-91515 | PG&E/St Lights | 2,448.49 |
| 445-6445-91525 | Water/Sewer Chg | 22,881.37 |
| 448-6456-91357 | Prop Tx Adm Fee | 121.79 |
| 449-6449-91357 | Prop Tx Adm Fee | 68.29 |
| 453-6453-91357 | Prop Tx Adm Fee | 68.29 |
| 453-6453-91515 | PG&E/St Lights | 1,189.41 |
| 453-6453-91525 | Water/Sewer Chg | 2,680.12 |
| 454-6454-91357 | Prop Tx Adm Fee | 68.29 |
| 454-6454-91515 | PG&E/St Lights | 1,147.57 |
| 454-6454-91525 | Water/Sewer Chg | 1,014.29 |
| 455-6455-91357 | Prop Tx Adm Fee | 68.29 |
| 455-6455-91435 | Field Supplies | 113.21 |
| 455-6455-91510 | PG&E/Gas & Elec | 964.03 |
| 455-6455-91515 | PG&E/St Lights | 1,474.29 |
| 455-6455-91525 | Water/Sewer Chg | 7,156.67 |
| 458-6458-91357 | Prop Tx Adm Fee | 68.29 |
| 458-6458-91515 | PG&E/St Lights | 173.38 |
| 458-6458-91525 | Water/Sewer Chg | 3,944.25 |
| 459-6459-91357 | Prop Tx Adm Fee | 68.29 |
| 459-6459-91515 | PG&E/St Lights | 179.36 |
| 459-6459-91525 | Water/Sewer Chg | 4,814.76 |
| 460-6326-91431 | Othr Cntrct Svc | 320.00 |
| 461-6461-91357 | Prop Tx Adm Fee | 1,358.50 |
| 462-6462-91357 | Prop Tx Adm Fee | 434.69 |
| 465-6465-91357 | Prop Tx Adm Fee | 313.25 |
| 466-6466-91357 | Prop Tx Adm Fee | 318.00 |
| 467-6467-91357 | Prop Tx Adm Fee | 314.25 |
| 468-6468-91357 | Prop Tx Adm Fee | 313.25 |
| 468-6468-91431 | Othr Cntrct Svc | 178.00 |
| 469-6469-91357 | Prop Tx Adm Fee | 829.50 |
| 501-5062-94110 | Principal Pymnt | 195,000.00 |
| 501-5062-94210 | Interest Exp | 149,693.75 |
| 501-5063-94110 | Principal Pymnt | 280,000.00 |
| 501-5063-94210 | Interest Exp | 111,418.51 |
| 506-5098-91140 | Othr Prof. Srvc | 4,440.00 |
| 506-5317-93320 | SSWA Water Capacity Fe… | 1,143.75 |
| 507-5076-91110 | Legal Services | 1,134.00 |

## Account Summary

| Account Number | Account Name | Payment Amount |
|---|---|---|
| 507-5076-91140 | Othr Prof. Srvc | 500.00 |
| 507-5078-91510 | PG&E/Gas & Elec | 25.46 |
| 507-5080-91345 | Insurance Exp. | 100.00 |
| 705-6380-91430 | Cntrct Svc/Eqpt | 2,750.98 |
| 705-6380-91440 | Auto Parts/Supp | 7,256.83 |
| 705-6380-91445 | Gas/Diesel/Oil | 2,045.01 |
| 706-6385-91308 | VEHICLE LEASE | 39,451.71 |
| 710-3320-90322 | Retiree Health | 47.40 |
| 710-3320-91305 | Sftwre/Srv Agre | 6,462.59 |
| 710-3320-91307 | COMPUTER LEASE | 1,432.70 |
| 710-3320-91310 | Phone Svc/Intrn | 1,158.67 |
| 712-2312-90322 | Retiree Health | 158.00 |
| 712-2312-90500 | PHY/BACKGROUNDS | 2,000.00 |
| 712-2312-90501 | TRAVEL TRAINING | 7,742.11 |
| 712-2312-91305 | Sftwre/Srv Agre | 2,743.34 |
| 712-2312-91310 | ISF Dispatch-Phone Servi… | 41.20 |
| 712-2312-91455 | Unif/Cloth/Sfty | 154.00 |
| 712-2312-93110 | Ofc Furnishings | 799.00 |
| 712-2312-93120 | Field Equipment | 236.09 |
| 712-2312-93130 | Comptr Eq/Softw | 6,302.70 |
| 713-6395-90125 | Temp Agency | 3,348.00 |
| 713-6395-90322 | Retiree Health | 158.00 |
| 713-6395-90501 | TRAVEL TRAINING | 504.16 |
| 713-6395-91310 | Phone Svc/Intrn | 2,254.56 |
| 713-6395-91325 | Prntng/Copy Exp | 272.93 |
| 713-6395-91415 | Cntrct Svc/Bldg | 131.78 |
| 713-6395-91425 | Cntrct Svc/Jant | 145.50 |
| 713-6395-91435 | Field Supplies | 9,843.78 |
| 713-6395-91440 | Auto Parts/Supp | 6.00 |
| 713-6395-91445 | Gas/Diesel/Oil | 4,331.15 |
| 713-6395-91455 | Unif/Cloth/Sfty | 2,824.61 |
| 713-6395-91510 | PG&E/Gas & Elec | 102.81 |
| 713-6395-93105 | E-GADGETS OTHER | 1,102.88 |
| 715-1770-90322 | Retiree Health | 15.80 |
| 715-1770-91310 | Phone Svc/Intrn | 12.78 |
| 715-1770-91431 | Othr Cntrct Svc | 1,836.67 |
| 715-1770-91925 | Ins Prcd/Paymts | 4,455.08 |
| 750-1780-90322 | Retiree Health | 33.18 |
| 750-1780-90355 | WELLNESS- W/C | 1,420.89 |
| 750-1780-90501 | TRAVEL TRAINING | 257.38 |
| 750-1780-91140 | Othr Prof. Srvc | 2,673.00 |
| 750-1780-91310 | Phone Svc/Intrn | 12.78 |
| 750-1780-91925 | Ins Prcd/Paymts | 38,102.82 |
| 765-1790-91345 | Insurance Exp. | 1,132.00 |
| 830-4830-91250 | REMIT TO AGENCY | 465,657.78 |
| 835-4835-91250 | Garbage Co. Trust- Remit.. | 291,901.43 |
| 901-3511-90322 | Retiree Health | 162.74 |
| 901-3511-91110 | Legal Services | 55.02 |
| 901-3511-91310 | Phone Svc/Intrn | 158.02 |
| 903-3514-90322 | Retiree Health | 79.00 |
| 903-3514-91110 | Legal Services | 11,302.50 |
| 903-3514-91310 | Phone Svc/Intrn | 7.67 |
| 908-3361-91510 | PG&E/Gas & Elec | 1,519.40 |
| 908-3361-91520 | Garbage Fees | 330.05 |
| 908-3361-91525 | Water/Sewer Chg | 970.77 |
| 908-3362-91510 | PG&E/Gas & Elec | 18.25 |
| 908-3362-91525 | Water/Sewer Chg | 139.26 |
| 909-8910-91300 | Office Supplies | 106.13 |

## Account Summary

| Account Number | Account Name | Payment Amount |
|---|---|---|
| 909-8910-91310 | Phone Svc/Intrn | 172.66 |
| 909-8910-91325 | Prntng/Copy Exp | 6.34 |
| 909-8910-91330 | Advertising | 287.13 |
| 909-8910-91425 | Cntrct Svc/Jant | 1,060.00 |
| 909-8910-91435 | Field Supplies | 408.09 |
| 909-8910-91455 | Unif/Cloth/Sfty | 80.41 |
| 909-8910-91510 | PG&E/Gas & Elec | 939.12 |
| 909-8910-91520 | Garbage Fees | 778.00 |
| 909-8910-91525 | Water/Sewer Chg | 6,417.17 |
| 909-8910-93120 | Field Equipment | 458.28 |
| 919-01136 | PREPAID SALES TAX-STA… | 838.35 |
| 919-8920-91445 | Gas/Diesel/Oil | 22,053.72 |
| 932-01001 | HOUSING AUTH.--BANK … | 390,531.51 |
| 945-3490-90322 | Retiree Health | 197.50 |
| 945-3490-90500 | HSG Admin-Physical/Bac… | 55.00 |
| 945-3490-91140 | Othr Prof. Srvc | 2,105.00 |
| 945-3490-91305 | Software | 3,000.00 |
| 945-3490-91310 | Phone Svc/Intrn | 357.99 |
| 945-3490-91325 | Prntng/Copy Exp | 101.29 |
| 974-3365-91510 | PG&E/Gas & Elec | 1,416.28 |
| | **Grand Total:** | **4,538,466.33** |

## Project Account Summary

| Project Account Key | | Payment Amount |
|---|---|---|
| **None** | | 4,538,466.33 |
| | **Grand Total:** | **4,538,466.33** |

THIS PAGE INTENTIONALLY LEFT BLANK

**AGENDA ITEM NO. 19.**

**AGENDA TRANSMITTAL**

**MEETING DATE:** September 16, 2025

---

**AGENDA ITEM:** Discussion and Direction: Shaping the Downtown Operations Plan – Strategy Options for Council Consideration.

---

**FISCAL IMPACT:** Known costs at approximately $285k per year and one-time costs at approximately $80k. Staff will provide cost ranges for each option presented in order for Council to evaluate short-term and long-term budget implications before selecting a preferred approach.

---

**STRATEGIC PLAN:** Provide Good Governance.

---

**BACKGROUND:** The City Manager will present a variety of examples for discussion and more. These examples draw from comparable communities and highlight potential approaches to maintenance, safety, beautification, and activation of Suisun City's downtown. The goal of the presentation is to solicit feedback and direction from Council to shape a Downtown Operations Plan that reflects community needs and Council priorities.

---

**STAFF REPORT:**

A presentation of a range of potential components for a Downtown Operations Plan, including options for enhanced cleanliness, public amenities, safety improvements, and programming to activate downtown. Each option involves varying one-time and ongoing costs.

Council feedback is requested to help prioritize which strategies staff should further develop. Based on Council direction, staff will return with refined cost estimates, potential funding sources, and a proposed implementation plan.

---

**STAFF RECOMMENDATION:** Provide direction on next steps for a Downtown Operations Plan. Specifically, Council is asked to identify which example strategies should be developed further and direct staff to return with refined cost estimates, funding options, and an implementation timeline.

---

**DOCUMENTS ATTACHED:** 1. PowerPoint Presentation

---

**PREPARED BY:** Bret Prebula, City Manager

---

**ATTACHMENTS:**

1. Downtown Ops PowerPoint

# Downtowns Operations Approach

Presented By:
Bret Prebula
City Manager

1

# Overview

- Development will happen over the next 1-5 years in Various Stages.
- Lionext Development, the CF Development, Lotz Way, and 34 Acre among other closely located sites will assist in funding and activity.
- Funding and activity = more resources to achieve this goal.

2

# Outcomes

- Clean walkways for bikers, walkers, visitors
- Managed trash
- Managed homeless/unproductive loitering
- Clean “turn around” within the Marina
- Activated public spaces
- Activated private spaces i.e. development
- Safe and desired marina location

3

# What has Been Happening

- Been a short time frame for outcomes
- Began Beta Tests in July
- Private Security
- Lighting/Music
- Continued normal clean up schedule (due to limited staffing, not as much as desired)
- One day per week manual Marina “turn around” cleaning

4

# Barriers to Additional Elements

## Resources: both funding and staffing

5

# Programs and Cost to Enhance Service

- **Tree Lighting on the Waterfront**
  - Estimated Cost $30-$40K annually
  - Will improve nighttime experience and visibility
  - BID is not funded well enough to support at this time
- **Autonomous lawnmowers**
  - Public Works is requesting demos
  - Cost TBD
  - Used in State golf courses and other private facilities
  - Goal to have them at each park and general mowing location
  - Goal to have staff transition from mowing to downtown

6

# Programs and Cost to Enhance Service

**Overtime/Contracting for Increased Power Washing**

- Cost assessment being conducted on better return on investment
- Minimum estimate is $60K annually regardless of path taken
- 4 days per month (essentially one weekend every other week)

***Goal-focus scheduling on March –November (non rainy season) including special event timing***

7

# Programs and Cost to Enhance Service

- **Autonomous Water Trash Cleaner**
  - WasteShark (example)
  - Working on demo
  - Cost estimate $30K-$40K

- **Overtime/Contracting for Increased Power Washing**
  - Cost assessment being conducted on better return on investment
  - Minimum estimate is $50-$75K annually regardless of path taken
  - 4 days per month (essentially one weekend every other week)

8

# Programs and Cost to Enhance Service

- **Bench Transition**
  - Transition from current benches to “anti-sleeping benches”
  - Approx 20 benches to transition
  - Estimated cost per bench $1K to $2K each
  - $40K one time cost

9

# Programs and Cost to Enhance Service

**Increased Private Security and Police Department OT**

- Blending times throughout the year with arrest focus versus detouring behavior
- Approximately twice a week a PD officer would patrol downtown specifically for an 8-hour shift to cite and arrest
  - $50K per year

***If staffing levels get to 4 officers/1 sgt, we will be able to have this more consistently and without OT. Currently we are at 25 non-Commander/Chief sworn staff allocated, we are not there yet.***

***Ideal staffing would be 30 FTE to have the level of detectives, special assignments, traffic, homeless/downtown units.***

10

# Programs and Cost to Enhance Service

- **Private Security**
  - April-November
  - 8 hours per day
  - $85K per year

***Goal to enforce rules and idrentify multiple offenders for citations for arrests when PD is patrolling marina***

11

# Programs and Cost to Enhance Service

**Last Friday Program**

- Council, Commissions, and Staff (in all departments who are available) work on any trash or downtown clean up from 9am-12pm on the last working Friday each month. Voluntary Program
- One Department would lead the charge each month from the city.
- Cost is baked into current staff costs; supplies minimal in most cases.

12

# Programs and Cost to Enhance Service

**Activity based - Economic Development**

- Water Specific Venders for RC Boat Racing (lease for waterfront area)
- Feris Wheel multiple months per year (lease for waterfront area)
- Food Truck Events (lease with city for "green One Harbor side of waterfront"
- VR/AR Pokemon Go type Art Walks, Business collaborations $30K per year (already budgeted)
- Other Waterfront specific leases

13

# Staff Does Not Recommend

**Things Staff Believes will not be Helpful but are options to City Council**

**Porta Potties**

- Staff's experience is that these would be destroyed and create a difficulty for vendors wanting to service other event

**Making the Waterfront area a complete park with dedicated park hours**

- Police **<u>would not</u>** have discretion under the law to violate some individuals and not others; could create community frustration with citations as people walk through this area post downtown business use (after restaurants, bars, shopping etc.) at night

14

# Costs

**Total Annual Costs**

- Known Costs- Approx $285K per year and $80K one time.
  - PD Overtime/Private Security- $130K per year
  - Tree Lighting- $30K-$40K per year
  - WasteShark #30K to $40K (one time)-may have a service fee TBD
  - VR/AR Programming $30K per year (already budgeted)
  - Lighting and Music Recording Device- $25K per year
  - Bench Transition $40K (one time)
  - Power Washing $60K per year

**Unknown Costs**

Autonomous Lawn Mowers

15

# Approach to Plan

- Council provides direction on approach
- If supported; staff continue evaluating final costs and timing
- Staff returns to council to purchase/add funding as each program element becomes available
- Staff believes it will take 3 to 4 months to get the entire program and demos completed.
- Starting January 2026 (Ad Hoc review in the meantime) staff will bring back a semi-annual waterfront operations assessment to the City Council.

16

# Next Steps

**Questions and Direction**

17

**AGENDA ITEM NO. 20.**

**AGENDA TRANSMITTAL**

**MEETING DATE:** September 16, 2025

---

**AGENDA ITEM:** Council Introduction and Waive Reading of Ordinance No. 2025-___: Amending the Suisun City Municipal Code adding Chapter 12.33 (Entertainment Zones) to Title 12 (Streets, Sidewalks and Public Places) of the Suisun City Municipal Code to Establish Entertainment Zones.

---

**FISCAL IMPACT:** There is no immediate fiscal impact.

---

**STRATEGIC PLAN:** Revitalize Downtown Waterfront District.

---

**BACKGROUND:** At the direction of City Council, Staff has drafted an ordinance to establish "entertainment zones" in accordance with Senate Bill 969 (SB 969), with the goal of attracting visitors to the downtown area and supporting local businesses during designated events (Attachment 1).

SB 969, signed into law by Governor Gavin Newsom on September 28, 2024 (Attachment 2), authorizes local governments to create entertainment zones where licensed brick-and-mortar businesses may sell alcoholic beverages for on-site consumption in public spaces such as streets, sidewalks, and rights-of-way, during approved events and in accordance with local regulations.

The intent of SB 969 is to help stimulate local economies and support downtown revitalization efforts by allowing controlled alcohol consumption in public areas during special events. Importantly, only businesses with appropriate licenses and a physical location within the designated zone are permitted to sell alcohol under this ordinance. As such, the ordinance is designed to directly benefit those brick-and-mortar businesses operating within the entertainment zone boundaries.

**Community Outreach and Business Engagement**

On March 10, 2025, businesses located within the initially proposed Entertainment Zones along Solano Street and Kellogg Street were formally notified of the potential creation of these zones and invited to participate in a virtual informational meeting held via Zoom on March 20, 2025. During this session, City Staff—represented by Administrative Technician Michael Elm—delivered a presentation outlining the proposed zone boundaries, the new provisions under SB 969, and the potential benefits to local brick-and-mortar businesses. Attendees were provided with an opportunity to ask questions, which Mr. Elm addressed during the meeting.

To continue engagement, City Staff hosted an in-person follow-up meeting on April 23, 2025, at City Hall. This meeting was intended to provide an update on the ordinance's progress, respond to additional questions, and gauge business interest in participating in the proposed zones. During this meeting, several business owners expressed hesitation about participating in an operational Entertainment Zone, citing concerns about liability and receiving conflicting information from the California Department of Alcoholic Beverage Control (ABC). In response, Mr. Elm offered to contact ABC for clarification and invited businesses to submit specific questions in writing for compilation and follow-up. However, no written responses were received from businesses following this request.

Based on the lack of expressed interest and concerns raised by business owners, Staff concluded that

there was limited willingness among local businesses to assume the perceived risks associated with participation in an Entertainment Zone at this time.

Despite this, City Council directed Staff to move forward with drafting the ordinance in preparation for potential future implementation—should business interest increase—ensuring the City remains ready to act proactively when the opportunity arises.

---

**STAFF REPORT:** This Ordinance would establish designated "Entertainment Zones" under the authority of Senate Bill 969 (SB 969), allowing qualified brick-and-mortar businesses within the designated areas to permit customers to leave their licensed premises with open containers for the purpose of consuming alcoholic beverages within the public areas of the zones during City-approved events.

The Ordinance proposes the creation of two overlapping Entertainment Zones, as illustrated in Attachment 1. The overlapping design is intentional, allowing the City flexibility in determining which zone to activate for specific events based on operational needs or the nature of the event.

Under the Ordinance, outdoor consumption of alcoholic beverages would be permitted seven days a week, between the hours of 12:00 p.m. and 11:00 p.m. This activity would be limited to times when events are formally approved by the City and would remain subject to the requirements of each business's Alcoholic Beverage Control (ABC) license, along with additional conditions outlined in the Entertainment Zone Operations Manual and any applicable land use entitlements.

The City Manager or designee may develop an Entertainment Zone Operations Manual to establish operational protocols and safety measures. This manual would include procedures and guidelines for zone management. As an administrative document, the Operations Manual may be amended at the staff level without further City Council action, allowing the City to respond efficiently to changes or unforeseen circumstances during the operation of the zones. Development of the manual would be a collaborative effort with the Suisun Police and Fire Departments and other appropriate divisions.

If the Ordinance is approved, Staff would submit a copy of the Ordinance to the California Department of Alcoholic Beverage Control. ABC's role is limited to receiving and filing the documents; they do not approve or regulate the content of the ordinance or manual. Once the zones are officially established, individual licensees within the zone who wish to participate must notify ABC of their intent. Participation is voluntary, and no business is required to take part simply because they are located within the zone.

SB 969 is designed to promote the economic vitality of downtown areas by creating a controlled environment for public alcohol consumption during special events. Adoption of the Ordinance would not obligate any business to participate but instead provides a legal and operational framework for those that choose to do so. Should the Ordinance be implemented, the City will closely monitor activity within the Entertainment Zones as events take place and will make any necessary adjustments to ensure safe, effective, and compliant operations.

---

**STAFF RECOMMENDATION:** Council Introduction and Waive Reading of Ordinance No. 2025-__: Amending the Suisun City Municipal Code adding Chapter 12.33 (Entertainment Zones) to Title 12 (Streets, Sidewalks and Public Places) of the Suisun City Municipal Code to Establish Entertainment Zones.

---

**DOCUMENTS ATTACHED:** 1. Ordinance No.2025-___: Entertainment Zones.
2. Senate Bill 969 Text.
3. Entertainment Zone PowerPoint.

---

| | |
|---|---|
| **PREPARED BY:** | Michael Elm, Administrative Technician |
| **REVIEWED BY:** | Ricky Caperton, AICP, Development Services Director |
| **APPROVED BY:** | Bret Prebula, City Manager |

---

**ATTACHMENTS:**
1. Entertainment Zone Ordinance
2. SB 969 Text
3. Entertainment Zone PPT

**ORDINANCE NO. ___**

**AN ORDINANCE OF THE CITY COUNCIL OF THE CITY OF SUISUN CITY, CALIFORNIA, AMENDING THE SUISUN CITY MUNICIPAL CODE AND ADDING CHAPTER 12.33 (ENTERTAINMENT ZONES) TO TITLE 12 (STREETS, SIDEWALKS AND PUBLIC PLACES) OF THE SUISUN CITY MUNICIPAL CODE TO ESTABLISH ENTERTAINMENT ZONES**

**WHEREAS,** Senate Bill 969 (2024) authorizes any city, county, or city and county to pass an ordinance establishing an "entertainment zone;" and

**WHEREAS,** Section 23039.5 of the Business and Professions Code defines "entertainment zone" as a zone created by a city, county, or city and county ordinance on or after January 1, 2025, that authorizes consumption of one or more types of alcoholic beverages on public streets, sidewalks, or public right-of-ways; and

**WHEREAS,** pursuant to Senate Bill 969, the City Council of Suisun City ("City") desires to enact this ordinance to establish an entertainment zone for the purpose of allowing licensees to sell beer, wine, and mixed spirits alcoholic beverages for off-site consumption in designated public spaces during certain hours for the purpose of creating attracting more visitors and boosting spending at local establishments; and

**WHEREAS**, pursuant to Section 25692 of the Business and Professions Code, the City has notified local law enforcement and received feedback regarding (1) potential health and safety impacts that might be generated by the entertainment zone and strategies to mitigate those impacts and (2) the entertainment zone's proposed boundaries, days and hours of operation, types of alcoholic beverages permitted, and approved nonglass and nonmetal containers.

**WHEREAS**, licensees within the Entertainment Zone are not required to sell any alcoholic beverage for consumption off the premises; and

**WHEREAS**, pursuant to Sections 23357, 23358, and 23396 of the Business and Professions Code, any restrictions on licensee privileges on the exercise of off-sale privileges shall not apply to the removal of open alcoholic beverages from the licensed premises for consumption in the entertainment zone.

**NOW, THEREFORE, THE CITY COUNCIL OF THE CITY OF SUISUN CITY DOES ORDAIN AS FOLLOWS:**

**SECTION 1.** The recitals set forth are true and correct and are incorporated herein by reference.

**SECTION 2.** Chapter 12.33 (Entertainment Zones) of the Suisun City Municipal Code is added to read as follows:

## Chapter 12.33 - ENTERTAINMENT ZONES

### 12.33.010 - Purpose

The purpose of this chapter is to establish Entertainment Zones pursuant to the requirements of Senate Bill 969 (2024) to authorize the consumption of alcoholic beverages on public streets, sidewalks, or public right-of-way subject to the restrictions contained herein.

### 12.33.020 - Definitions

As used in this chapter, the following words and phrases shall have the following meanings:

"ABC" means the California Department of Alcoholic Beverage Control.

"Entertainment Zone" has the meaning set forth in Section 23039.5 of the California Business and Professions Code, as may be amended from time to time.

"Entertainment Zone Event" means an event that occurs within the boundaries of an Entertainment Zone established in accordance with this Chapter and within the hours permitted by this Chapter and any applicable Entertainment Zone Operations Manual.

"Entertainment Zone Operations Manual" means a manual approved by the City Manager for the management and regulation of the Entertainment Zone.

### 12.33.030 - Entertainment Zone Establishment

Upon establishment or modification of an Entertainment Zone, the City Manager or designee shall provide the following information to ABC, pursuant to Section 25690 of the California Business and Professions Code:

A. A copy of the ordinance establishing or modifying the Entertainment Zone;

B. Information as may be necessary to identify the boundaries of the Entertainment Zone;

C. The days and hours of operation of the Entertainment Zone;

D. The types of alcoholic beverages permitted within the Entertainment Zone;

E. The approved non-glass and non-metal containers in which alcoholic beverages may be authorized.

### 12.33.040 - Boundaries

A. The Suisun City Entertainment Zones shall be as follows:

1. All public streets, public rights-of-way, and sidewalks abutting both sides of Solano Street, between the eastern side of Main Street and the Suisun Slough, and all premises specified in Section 12.33.070(B) that are adjacent thereto.

2. Except as otherwise specified herein, all public streets, public rights-of-way, and sidewalks in the area bounded by the southern curb prolongation of Sacramento Street to the edge of the Suisun Slough on the north, the western side of the Suisun Slough on the east, the southern side of Solano Street on the south, and the eastern side of Main Street on the west; and all premises specified in Section 12.33.070(B) that are adjacent thereto.

3. Notwithstanding subsection (2) above, the Entertainment Zone shall not include any portion of the parking lot adjacent to the eastern side of Main Street, and the sidewalk abutting the eastern side of Main Street and western side of the parking lot.

B. The boundaries of the Entertainment Zones may be amended from time to time by ordinance of the City Council.

C. A map of the boundaries shall be kept on file in the Office of the City Clerk.

**12.33.050 - Hours for the Entertainment Zone**

A. Outdoor consumption of alcoholic beverages within the Entertainment Zone is authorized seven days a week between the hours of 12:00 p.m. and 11:00 p.m., so long as at least one licensee within the boundaries of the Entertainment Zone is permitted to sell alcoholic beverages during those hours for consumption on the premises. Hours of operation are subject to any additional limitations imposed by any ABC permit or license and by the Entertainment Zone Operations Manual.

B. Off-site sale of open alcoholic containers by a participating holder of an ABC license or permit is subject to the conditions and limitations imposed on the establishment by their local entitlements or ABC privileges, and any additional limitations imposed by an adopted Entertainment Zone Operations Manual.

**12.33.060 - Entertainment Zone Controls**

A. All licensees and organizations sponsoring or selling alcoholic beverages within an Entertainment Zone shall comply with all applicable state and local laws and regulations, including, but not limited to, the following:

1. All applicable ABC license and permitting requirements;

2. Sections 23357, 23358, and 23396 of the California Business and Professions Code, as may be amended from time to time;

3. The Suisun City Municipal Code and all other laws governing the sale and consumption of alcoholic beverages and all permits and licenses issued pursuant thereto; and

4. A Special Event Permit, pursuant to Chapter 12.32 of the Suisun City Municipal Code, is required to conduct an Entertainment Zone Event. The Special Event Permit may include requirements not otherwise imposed by state or local law, including but not limited to additional requirements for approved beverage containers, additional restrictions on the hours of operation for Entertainment Zone Events, and other time, place, and manner restrictions as deemed appropriate by the City Manager.

5. Any applicable Entertainment Zone Operations Manual.

B. All open alcoholic beverages in an Entertainment Zone shall be purchased only from a premises located within the Entertainment Zone that is authorized under California Business and Professions Code Section 23357, 23358, or 23396, as may be amended from time to time, to permit consumers to leave the premises with open containers of alcoholic beverages for consumption off the premises, or an organization that is authorized by an ABC special event permit or license to make such sales within the Entertainment Zone.

C. Pursuant to Sections 23357, 23358, and 23396 of the Business and Professions Code, any restrictions on licensee privileges on the exercise of off-sale privileges shall not apply to the removal of open alcoholic beverages from the licensed premises for consumption in the Entertainment Zone.

D. Any holder of an ABC license or permit that wishes to allow customers to leave the premises with open containers of alcoholic beverages for consumption off the premises within the Entertainment Zone shall provide the City Manager or designee a copy of the notice provided to ABC under Sections 23357, 23358, or 23396 of the California Business and Professions Code, as applicable, at the same time such notice is provided to ABC.

**12.33.070 - Restriction on Glass and Metal Containers**

No alcoholic beverages purchased at a licensed premises may leave the premises in an open glass or metal container for consumption in an Entertainment Zone.

A licensed business within the Entertainment Zone must serve any alcoholic beverage for consumption in the Entertainment Zone during an Entertainment Zone Event in a compostable or reusable cup.

**12.33.080 - Age Verification**

During the duration of any Entertainment Zone Event, every patron purchasing an alcoholic beverage for consumption in the Entertainment Zone or drinking an alcoholic beverage within the Entertainment Zone must be wearing a wristband identifying them as 21 years of age or over. All of the businesses within the Entertainment Zone must use a single style of wristband agreed upon, and approved by the City, prior to the operation of any Entertainment Zone Event.

If a patron is not wearing a wristband, staff within licensed businesses may check patrons' IDs to confirm their age and provide them wristbands. Upon approval by the City Manager, for larger events, staff or volunteers may also choose to check patrons' IDs and distribute wristbands at the entrances to the Entertainment Zone Event or other locations within the Entertainment Zone.

**12.33.090 - Signage**

The boundaries of the Entertainment Zone must be clearly marked by easily visible signage posted at every intersection around the perimeter of the zone during an Entertainment Zone Event. This signage must instruct patrons not to carry alcoholic beverages outside the Entertainment Zone (e.g., "No Alcoholic Beverages Beyond This Point"). Signs must be illuminated well enough to be sufficiently visible during nighttime hours of the Entertainment Zone's operation during an Entertainment Zone Event.

**12.33.100 - Type of Beverages Permitted in the Entertainment Zone**

The following types of alcoholic beverages are permitted within the Entertainment Zone:

1. Beer;
2. Wine; and
3. Distilled spirits.

**12.33.110 - Entertainment Zone Operations Manual**

A. The City Manager or their designee may, at their discretion, adopt an Entertainment Zone Operations Manual to implement this Chapter and manage the regulation of Entertainment Zone events. The Entertainment Zone Operations Manual may include requirements not otherwise imposed by state or local law, including but not limited to additional requirements for approved beverage containers, additional restrictions on the hours of operation of the Entertainment Zones and other time, place, and manner restrictions. The City Manager may amend an adopted Entertainment Zone Operations Manual from time to time as the City Manager deems appropriate.

B. Upon adoption or revision of an Entertainment Zone Operations Manual, the City Manager or designee shall transmit a copy of that manual to ABC.

**12.33.120 - Two-year Review**

The operation of the Entertainment Zone shall be reviewed no less than every two years following the adoption of the ordinance establishing the Entertainment Zone to ensure that the Entertainment Zone is being maintained in a manner that protects the health and safety of the general public. This review shall be conducted by the City Manager or designee and in consultation with local law enforcement agencies.

**SECTION 3. SEVERABILITY.** If any section, subsection, subdivision, paragraph, sentence, clause or phrase of this Ordinance is for any reason held to be invalid or unconstitutional by a court of competent jurisdiction, such invalidity or unconstitutionality shall not affect the validity or enforceability of the remaining portions of this Ordinance. The City Council hereby declares that it would have adopted each section, subsection, subdivision, paragraph, sentence, clause, or phrase of this Ordinance, irrespective of the fact that any one or more sections, subsections, subdivisions, paragraphs, sentences, clauses or phrases of this Ordinance be declared invalid or unconstitutional.

**SECTION 4. CEQA.** This Ordinance is exempt from the requirements of the California Environmental Quality Act (CEQA) pursuant to Sections 15061(b)(3) of the CEQA Guidelines and is not a project which has the potential for causing a significant effect on the environment.

**SECTION 5. ADOPTION AND EFFECTIVE DATE.** This Ordinance shall be in full force and effect thirty (30) days after its second reading and adoption.

**SECTION 6. CERTIFICATION.** The City Clerk shall certify the adoption of this Ordinance and shall cause the same to be posted and codified in the manner required by law.

**INTRODUCED** at a regular meeting of the City Council of the City of Suisun City, California on the 16th day of September, 2025.

**PASSED, APPROVED AND ADOPTED** by the City Council of the City of Suisun City at a regular meeting of the City Council of the City of Suisun City, California on the ___ day of October, 2025, by the following vote:

_____
Alma Hernandez, Mayor

ATTEST:

_____
Anita Skinner, City Clerk

APPROVED AS TO FORM:

_____
Patrick Enright, City Attorney

**CERTIFICATION**

I, Anita Skinner, City Clerk of the City of Suisun City, do hereby certify that the above and foregoing ordinance was introduced at the regular meeting of the said City Council held on September 16, 2025, and passed and adopted at a regular meeting of said City Council held on October ___, 2025, by the following vote:

AYES: Councilmembers: _____
NOES: Councilmembers: _____
ABSENT: Councilmembers: _____
ABSTAIN: Councilmembers: _____

WITNESS my hand and the seal of said City this ___ day of October 2025.

_____
Anita Skinner, City Clerk

# Suisun City Entertainment Zones

**ENTERTAINMENT ZONE 1**
**Solano Street (Streets and Sidewalks)**

**ENTERTAINMENT ZONE 2**
**Solano Street / Harbor Plaza (Street, Sidewalks, and Walkways)**

STATE OF CALIFORNIA
AUTHENTICATED
ELECTRONIC LEGAL MATERIAL

# Senate Bill No. 969

## CHAPTER 869

An act to amend Sections 23039.5, 23357, 23358, 23396, and 25690 of, and to add Sections 25691 and 25692 to, the Business and Professions Code, relating to alcoholic beverages.

[Approved by Governor September 28, 2024. Filed with Secretary of State September 28, 2024.]

### LEGISLATIVE COUNSEL'S DIGEST

SB 969, Wiener. Alcoholic beverages: entertainment zones: consumption.

The Alcoholic Beverage Control Act contains various provisions regulating the application for, the issuance of, the suspension of, and the conditions imposed upon alcoholic beverage licenses by the Department of Alcoholic Beverage Control. Existing law defines "entertainment zone" for purposes of the act as a zone created by ordinance on or after January 1, 2024, in the City and County of San Francisco, that authorizes consumption of one or more types of alcoholic beverages on public streets, sidewalks, or public rights-of-way adjacent to and during a special event permitted or licensed by the department. Existing law authorizes the City and County of San Francisco to establish an entertainment zone, subject to certain requirements, including providing specified information relating to the entertainment zone to the department and establishing a process or procedure by which persons in possession of alcoholic beverages in the entertainment zone may be readily identifiable as being 21 years of age or older.

This bill would, instead, define "entertainment zone" as a zone created by a city, county, or city and county ordinance on or after January 1, 2025, that authorizes consumption of one or more types of alcoholic beverages on public streets, sidewalks, or public rights-of-way. The bill would additionally authorize any city, county, or city and county to establish an entertainment zone, subject to the above-described requirements. Before enacting an ordinance to establish or modify an entertainment zone, the bill would require a city, county, or city and county to notify local law enforcement and request feedback about specific information, including, among others, the entertainment zone's proposed boundaries and days and hours of operation. The bill would require a city, county, or city and county that establishes an entertainment zone, or its designated subordinate officer or body, to review the operation of the entertainment zone every 2 years following the adoption of the entertainment zone, as specified, and to make any reports produced during the review available to the department upon request.

Existing law authorizes a licensed beer manufacturer, a licensed winegrower, and any on-sale licensee to permit consumers to leave the

premises with open containers of alcoholic beverages for consumption off the premises within an entertainment zone, subject to certain conditions. Existing law specifies that a licensed beer manufacturer, a licensed winegrower, and any on-sale licensee whose privileges are restricted due to operating conditions or other statutory restrictions may be prohibited from exercising entertainment zone privileges that are contrary to their operating conditions. For this purpose, existing law requires any restrictions on the exercise of off-sale privileges to apply to the removal of alcoholic beverages from the licensed premises for consumption in the entertainment zone.

This bill would, instead, prohibit any restrictions on the exercise of off-sale privileges from applying to the removal of open alcoholic beverages from the licensed premises for consumption in the entertainment zone.

This bill would incorporate additional changes to Section 23358 of the Business and Professions Code proposed by AB 2177 to be operative only if this bill and AB 2177 are enacted and this bill is enacted last.

*The people of the State of California do enact as follows:*

SECTION 1. Section 23039.5 of the Business and Professions Code is amended to read:

23039.5. "Entertainment zone" means a zone created by a city, county, or city and county ordinance on or after January 1, 2025, that authorizes consumption of one or more types of alcoholic beverages on public streets, sidewalks, or public rights-of-way.

SEC. 2. Section 23357 of the Business and Professions Code is amended to read:

23357. (a) A licensed beer manufacturer may, at the licensed premises of production, sell to consumers for consumption off the premises beer that is produced and bottled by, or produced and packaged for, that manufacturer. Licensed beer manufacturers may also exercise any of the following privileges:

(1) Sell that beer to any person holding a license authorizing the sale of beer.

(2) Sell that beer to consumers for consumption on the manufacturer's licensed premises or on premises owned by the manufacturer that are contiguous to the licensed premises and which are operated by and for the manufacturer.

(3) Sell beer and wine, regardless of source, to consumers for consumption at a bona fide public eating place on the manufacturer's licensed premises or at a bona fide public eating place on premises owned by the manufacturer which are contiguous to the licensed premises and which are operated by and for the manufacturer.

(4) (A) Permit consumers to leave the premises with open containers of alcoholic beverages for consumption off the premises within an entertainment zone if all of the following conditions are satisfied:

(i) The premises is located within the entertainment zone.

(ii) Consumption of that type of alcoholic beverage is authorized by the ordinance creating the entertainment zone.

(iii) Open alcohol containers only leave the premises during the hours allowed by the ordinance establishing the entertainment zone.

(iv) Patrons with open containers exit the premises directly into an entertainment zone.

(v) All alcoholic beverages in the entertainment zone are purchased only at a licensed premises located within the entertainment zone.

(vi) The premises expressly prohibits open containers or closed containers of alcoholic beverages acquired outside their premises.

(vii) Delivery of alcoholic beverages to consumers within the entertainment zone by the licensee or by any third-party delivery service is expressly prohibited unless the delivery is to a residential building or private business that is not a licensee.

(viii) No alcoholic beverages purchased at the licensed premises may leave the premises in an open glass or metal container for consumption in an entertainment zone.

(ix) The licensee annually submits their notice of intent to participate in an open container entertainment zone to the department.

(B) This paragraph does not require a licensee to sell any alcoholic beverage for consumption off the premises within an entertainment zone.

(C) Licensees whose privileges are restricted due to operating conditions or other statutory restrictions may be prohibited from exercising entertainment zone privileges that are contrary to their operating conditions. For purposes of this paragraph, any restrictions on the exercise of off-sale privileges shall not apply to the removal of open alcoholic beverages from the licensed premises for consumption in the entertainment zone.

(b) Notwithstanding any other provision of this division, licensed beer manufacturers and holders of out-of-state beer manufacturer's certificates may be issued and may hold retail package off-sale beer and wine licenses. Alcoholic beverage products sold at or from the off-sale premises that are not produced and bottled by, or produced and packaged for, the beer manufacturer shall be purchased by the beer manufacturer only from a licensed wholesaler.

(c) Notwithstanding any other provision of this division, a licensed beer manufacturer may manufacture cider or perry at the licensed premises of production and may sell cider or perry to any licensee authorized to sell wine. For purposes of this subdivision, "cider" and "perry" have the meanings provided in Section 4.21(e)(8) of Title 27 of the Code of Federal Regulations. This subdivision does not alter or amend the classification of cider or perry as wine for any purpose other than that provided by this section.

(d) A beer manufacturer may also have upon the licensed premises, or on premises owned by the manufacturer that are contiguous to the licensed premises and are operated by and for the manufacturer all beers and wines, regardless of source, for sale or service only to guests during private events

or private functions not open to the general public. Alcoholic beverage products sold at the premises that are not produced and bottled by, or produced and packaged for, the beer manufacturer shall be purchased by the beer manufacturer only from a licensed wholesaler. All alcoholic beverages sold or served shall be produced by a licensee authorized to manufacture the product.

SEC. 3. Section 23358 of the Business and Professions Code is amended to read:

23358. (a) Licensed winegrowers, notwithstanding any other provisions of this division, may also exercise the following privileges:

(1) Sell wine and brandy to any person holding a license authorizing the sale of wine or brandy.

(2) Sell wine and brandy to consumers for consumption off the premises where sold.

(3) Sell wine to consumers for consumption on the premises.

(4) Sell all beers, wines, and brandies, regardless of source, to consumers for consumption on the premises in a bona fide eating place as defined in Section 23038, which is located on the licensed premises or on premises owned by the licensee that are contiguous to the licensed premises and which is operated by and for the licensee. At such a bona fide public eating place, beer, wine, and brandy may be used in the preparation of food and beverages to be consumed on the premises.

(5) (A) Permit consumers to leave the premises with open containers of alcoholic beverages for consumption off the premises within an entertainment zone if all of the following conditions are satisfied:

(i) The premises is located within the entertainment zone.

(ii) Consumption of that type of alcoholic beverage is authorized by the ordinance creating the entertainment zone.

(iii) Open alcohol containers only leave the premises during the hours allowed by the ordinance establishing the entertainment zone.

(iv) Patrons with open containers exit the premises directly into an entertainment zone.

(v) All alcoholic beverages in the entertainment zone are purchased only at a licensed premises located within the entertainment zone.

(vi) The premises expressly prohibits open containers or closed containers of alcoholic beverages acquired outside their premises.

(vii) Delivery of alcoholic beverages to consumers within the entertainment zone by the licensee or by any third-party delivery service is expressly prohibited unless the delivery is to a residential building or private business that is not a licensee.

(viii) No alcoholic beverages purchased at the licensed premises may leave the premises in an open glass or metal container for consumption in an entertainment zone.

(ix) The licensee annually submits their notice of intent to participate in an open container entertainment zone to the department.

(B) This paragraph does not require a licensee to sell any alcoholic beverage for consumption off the premises within an entertainment zone.

(C) Licensees whose privileges are restricted due to operating conditions or other statutory restrictions may be prohibited from exercising entertainment zone privileges that are contrary to their operating conditions. For purposes of this paragraph, any restrictions on the exercise of off-sale privileges shall not apply to the removal of open alcoholic beverages from the licensed premises for consumption in the entertainment zone.

(6) Produce spirits of wine and blend those spirits of wine into wine produced by the winegrower or sell those spirits of wine to an industrial alcohol dealer or a distilled spirits manufacturer.

(b) A winegrower may also have upon the premises all beers, wines, and brandies, regardless of source, for sale or service only to guests during private events or private functions not open to the general public. Alcoholic beverage products sold at the premises that are not produced and bottled by, or produced and packaged for, the winegrower shall be purchased by the winegrower only from a licensed wholesaler.

(c) A winegrower shall actually produce on the winegrower's licensed premises by conversion of grapes, berries, or other fruit, into wine, not less than 50 percent of all wines sold to consumers on the winegrower's licensed premises and any licensed branch premises.

(d) The department may, if it shall determine for good cause that the granting of any such privilege would be contrary to public welfare or morals, deny the right to exercise any on-sale privilege authorized by this section in either a bona fide eating place the main entrance to which is within 200 feet of a school or church, or on the licensed winery premises, or both.

(e) Nothing in this section or in Section 23390 is intended to alter, diminish, replace, or eliminate the authority of a county, city, or city and county from exercising land use regulatory authority by law to the extent the authority may restrict, but not eliminate, privileges afforded by these sections.

SEC. 3.5. Section 23358 of the Business and Professions Code is amended to read:

23358. (a) Licensed winegrowers, notwithstanding any other provisions of this division, may also exercise the following privileges:

(1) Sell wine and brandy to any person holding a license authorizing the sale of wine or brandy.

(2) Sell wine and brandy to consumers for consumption off the premises where sold.

(3) Sell wine to consumers for consumption on the premises.

(4) Sell all beers, wines, and brandies, regardless of source, to consumers for consumption on the premises in a bona fide eating place as defined in Section 23038, which is located on the licensed premises or on premises owned by the licensee that are contiguous to the licensed premises and which is operated by and for the licensee. At such a bona fide public eating place, beer, wine, and brandy may be used in the preparation of food and beverages to be consumed on the premises.

(5) (A) Permit consumers to leave the premises with open containers of alcoholic beverages for consumption off the premises within an entertainment zone if all of the following conditions are satisfied:

(i) The premises is located within the entertainment zone.

(ii) Consumption of that type of alcoholic beverage is authorized by the ordinance creating the entertainment zone.

(iii) Open alcohol containers only leave the premises during the hours allowed by the ordinance establishing the entertainment zone.

(iv) Patrons with open containers exit the premises directly into an entertainment zone.

(v) All alcoholic beverages in the entertainment zone are purchased only at a licensed premises located within the entertainment zone.

(vi) The premises expressly prohibits open containers or closed containers of alcoholic beverages acquired outside their premises.

(vii) Delivery of alcoholic beverages to consumers within the entertainment zone by the licensee or by any third-party delivery service is expressly prohibited unless the delivery is to a residential building or private business that is not a licensee.

(viii) No alcoholic beverages purchased at the licensed premises may leave the premises in an open glass or metal container for consumption in an entertainment zone.

(ix) The licensee annually submits their notice of intent to participate in an open container entertainment zone to the department.

(B) This paragraph does not require a licensee to sell any alcoholic beverage for consumption off the premises within an entertainment zone.

(C) Licensees whose privileges are restricted due to operating conditions or other statutory restrictions may be prohibited from exercising entertainment zone privileges that are contrary to their operating conditions. For purposes of this paragraph, any restrictions on the exercise of off-sale privileges shall not apply to the removal of open alcoholic beverages from the licensed premises for consumption in the entertainment zone.

(6) Produce spirits of wine and blend those spirits of wine into wine produced by the winegrower or sell those spirits of wine to an industrial alcohol dealer or any person holding a license authorizing the manufacture or rectification of distilled spirits.

(b) A winegrower may also have upon the premises all beers, wines, and brandies, regardless of source, for sale or service only to guests during private events or private functions not open to the general public. Alcoholic beverage products sold at the premises that are not produced and bottled by, or produced and packaged for, the winegrower shall be purchased by the winegrower only from a licensed wholesaler.

(c) A winegrower shall actually produce on the winegrower's licensed premises by conversion of grapes, berries, or other fruit, into wine, not less than 50 percent of all wines sold to consumers on the winegrower's licensed premises and any licensed branch premises.

(d) The department may, if it shall determine for good cause that the granting of any such privilege would be contrary to public welfare or morals,

deny the right to exercise any on-sale privilege authorized by this section in either a bona fide eating place the main entrance to which is within 200 feet of a school or church, or on the licensed winery premises, or both.

(e) Nothing in this section or in Section 23390 is intended to alter, diminish, replace, or eliminate the authority of a county, city, or city and county from exercising land use regulatory authority by law to the extent the authority may restrict, but not eliminate, privileges afforded by these sections.

SEC. 4. Section 23396 of the Business and Professions Code is amended to read:

23396. (a) Any on-sale license authorizes the sale of the alcoholic beverage specified in the license for consumption on the premises where sold. No alcoholic beverages, other than beers, may be sold or served in any bona fide public eating place for which an on-sale license has been issued unless the premises comply with the requirements prescribed in Section 23038, 23038.1, 23038.2, or 23038.3.

(b) (1) In addition to the privilege in subdivision (a), any on-sale license for a premises located in an entertainment zone authorizes the licensee to permit consumers to leave the licensed premises with open containers of alcoholic beverages for consumption off the premises within the entertainment zone if all of the following conditions are satisfied:

(A) The alcoholic beverage is specified in both the license and the ordinance creating the entertainment zone.

(B) Open alcohol containers only leave the premises during the hours allowed by the ordinance establishing the entertainment zone.

(C) Patrons with open containers exit the licensed premises directly into an entertainment zone.

(D) All alcoholic beverages in the entertainment zone are purchased only at a licensed premises located within the entertainment zone.

(E) The premises expressly prohibits open containers or closed containers of alcoholic beverages acquired outside their premises.

(F) Delivery of alcoholic beverages to consumers within the entertainment zone by the licensee or by any third-party delivery service is expressly prohibited unless the delivery is to a residential building or private business that is not a licensee.

(G) No alcoholic beverages purchased at the licensed premises may leave the premises in an open glass or metal container for consumption in an entertainment zone.

(H) The licensee annually submits their notice of intent to participate in an open container entertainment zone to the department.

(2) This subdivision does not require a licensee to sell any alcoholic beverage for consumption off the premises within an entertainment zone.

(3) Licensees whose privileges are restricted due to operating conditions or other statutory restrictions may be prohibited from exercising entertainment zone privileges that are contrary to their operating conditions. For purposes of this paragraph, any restrictions on the exercise of off-sale

privileges shall not apply to the removal of open alcoholic beverages from the licensed premises for consumption in the entertainment zone.

SEC. 5. Section 25690 of the Business and Professions Code is amended to read:

25690. A city, county, or city and county that establishes an entertainment zone shall do both of the following:

(a) Establish a process or procedure by which persons in possession of alcoholic beverages in the entertainment zone may be readily identifiable as being 21 years of age or older.

(b) Upon establishing or modifying the entertainment zone, provide all of the following to the department:

(1) A copy of the ordinance establishing or modifying the entertainment zone.

(2) Information as may be necessary to identify the boundaries of the entertainment zone.

(3) The days and hours of operation of the entertainment zone.

(4) The types of alcoholic beverages permitted within the entertainment zone.

(5) The approved nonglass and nonmetal containers in which alcoholic beverages may be authorized.

SEC. 6. Section 25691 is added to the Business and Professions Code, to read:

25691. (a) An ordinance establishing or modifying an entertainment zone shall not authorize consumption of alcoholic beverages during the hours in which sales of alcoholic beverages are prohibited under Section 25631.

(b) An ordinance establishing or modifying an entertainment zone may only authorize consumption of alcoholic beverages during the hours in which at least one licensee within the boundaries of the entertainment zone is permitted to sell alcoholic beverages for consumption on the premises.

SEC. 7. Section 25692 is added to the Business and Professions Code, to read:

25692. (a) Before enacting an ordinance to establish or modify an entertainment zone, a city, county, or city and county shall notify local law enforcement and request feedback about both of the following:

(1) Potential health and safety impacts that might be generated by the entertainment zone and strategies to mitigate those impacts.

(2) The entertainment zone's proposed boundaries, days and hours of operation, types of alcoholic beverages permitted, and approved nonglass and nonmetal containers.

(b) A city, county, or city and county that establishes an entertainment zone, or its designated subordinate officer or body, shall review the operation of the entertainment zone every two years following the adoption of the entertainment zone to ensure that the entertainment zone is being maintained in a manner that protects the health and safety of the general public. This review shall be conducted in consultation with local law enforcement

agencies and any reports produced during the review shall be made available to the department upon request.

SEC. 8. Section 3.5 of this bill incorporates amendments to Section 23358 of the Business and Professions Code proposed by both this bill and Assembly Bill 2177. That section of this bill shall only become operative if (1) both bills are enacted and become effective on or before January 1, 2025, (2) each bill amends Section 23358 of the Business and Professions Code, and (3) this bill is enacted after Assembly Bill 2177, in which case Section 3 of this bill shall not become operative.

O

1

# Background:

- **September 28, 2024:** Governor signed SB 969 allowing for establishment of "Entertainment Zones" starting Jan. 1, 2025, for the public consumption of alcohol

- **Purpose of SB 969:**
  - Spur local business opportunities.
  - Provides opportunity for restaurants to participate in outdoor events.
  - Allows for controlled and safe environment for consumption of alcohol in the public realm

  - **Winter 2024:** City Council directs staff to create ordinance establishing an entertainment zone(s).

2

# Public Outreach:

- **March 20, 2025:** City holds Zoom meeting with local business owners in and around proposed entertainment zone.
- **April 23, 2025:** City holds second meeting with local businesses.
- Generally, the business community in the proposed zones are concerned about liability and ABC licensing issues and have committed to participating in the zones at this time.
- **September 16, 2025:** City Council meeting

3

# What SB 969 Does and Does Not Do:

- **SB 969 Does:**
  - Allow public consumption of alcohol within defined boundary known as the "Entertainment Zone"
  - Require City to create rules and regulations. (Example: Zone Boundaries, Hours of Operation, etc.)
  - Require that participating business(s) obtain appropriate approvals from California ABC
- **SB 969 Does <u>NOT</u>:**
  - Allow businesses outside of the Entertainment Zone to sell alcohol for an event
  - Allow for outside alcohol to be brought in Entertainment Zone (i.e. cannot bring alcohol from outside of the event; must be purchased from vendor within zone(s))

4

## SB 969 Example Cities:

- San Franciso (3+ Zones Created)
- Santa Monica (1 Zone Created)
- Sacramento (3 Zones Created)
- San Jose (In Progress)
- Santa Clara (In Progress)
- Long Beach (In Progress)

5

## SB 969 Pros:

- For On Site Brick and Mortar Businesses:
  - Provides new revenue opportunities.
  - Participating businesses in other cities have seen increases in revenue.
  - Increased Business Exposure
- For Local Governments:
  - Promotes small businesses using economic development tools.
  - Activates designated zones to boost foot traffic.
  - Enhances community vibrancy and grows the local tax base.
- For Communities:
  - Creates intimate and vibrant common areas in plazas, streets, and gathering spaces.
  - Creates safe and controlled environment for alcohol consumption within the public realm

6

# SB 969 Cons:

- Requires additional staff time to prepare an Operations Manual and continually monitor events as they occur

RC1

- Could result in public intoxication
- Could increase liability to City and/or business
- May require higher insurance limits for business and/or City during events
- Requires investment from participating business(es) and/or City such as purchase of:
  - Event wristbands
  - Signage delineating boundaries
  - Non-metal / Non-glass containers for alcohol
  - Additional coordination with ABC

7

# Ordinance Requirements:

- Ordinance Filing:
  - Must include boundaries, hours of operation, types of alcohol, and approved container types.
  - File ordinance with ABC.
- Operating Hours:
  - Establish operating hours the zone may be open.
- Law Enforcement Input:
  - Local governments must consult law enforcement regarding health, safety, boundaries, and hours.
- Periodic Review:
  - Review entertainment zones every two years.
  - Provide reports to ABC upon request.
- Operations Manual (Optional / Not required by State Law)
  - Prepared at staff level (City Manager)

8

# Who can participate?

- Who Can Sell Alcohol in the Zone:
  - Brick and Mortar Restaurants, bars, winegrowers, music venues, beer manufacturers, and other ABC on-sale licensees.
  - No Out of Zone Business can sell alcohol in the zone, unless it is an approved vendor associated with the event.

- Who else can participate in the Zone?
  - Other types of vendors, not selling alcohol. Example: Merchant Vendor, Food Vendors, Food Trucks, Musical Acts, General Businesses promoting their businesses, etc.

9

# Proposed Zone 1:

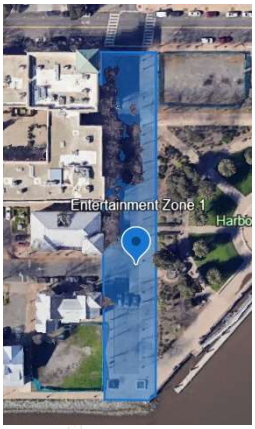

10

# Proposed Zone 2:

11

# Hours of Operation and Types of Alcohol

- **Hours of Operation:**
  - 12:00pm to 11:00pm on day of approved event.
  - The zone is **not** open 24/7. Only during permitted events approved by the City.

- **Types of Approved Alcohol:**
  - Beer;
  - Wine; and/or
  - Distilled Spirits.

12

# Key Takeaways:

- **Economic Opportunity:**
  - Empowers local businesses to thrive at outdoor events.
- **Community Enhancement:**
  - Promotes vibrant, interactive public spaces.
- **Future Benefits:**
  - Provides the framework for future events and economic development.

13

# Recommendation:

- Council Introduction and Waive Reading of Ordinance No. 2025-__: Amending the Suisun City Municipal Code adding Chapter 12.33 (Entertainment Zones) to Title 12 (Streets, Sidewalks and Public Places) of the Suisun City Municipal Code to Establish Entertainment Zones.

14

**AGENDA ITEM NO. 21.**

**AGENDA TRANSMITTAL**

**MEETING DATE:** September 16, 2025

---

**AGENDA ITEM:** Council Adoption of Resolution No. 2025-__: Authorizing the City Manager to execute a Product Proposal with Golden State Fire Apparatus, Inc. and Community Leasing Partners Agreement for (1) One Fire Engine and (1) One Fire Aerial Ladder Truck.

---

**FISCAL IMPACT:**

The total fiscal impact for acquiring two fire apparatus; one (1) Type I Fire Engine and one (1) Aerial Ladder Truck, is $2,936,695.24. The annual lease payment will be $330,474.80, at 4.95% interest and payments deferred for two years. The first payment is anticipated in September 2027 and will be funded through the department's FY2027-28 budget using Measure S funds.

---

**STRATEGIC PLAN:** GOAL-Public Safety

---

**BACKGROUND:**

The Suisun City Fire Department (SCFD) fleet currently consists of five engines, one aerial ladder truck, three command vehicles, three support vehicles, one air/light unit, and two rescue boats. Two frontline Type I Advanced Life Support (ALS) Engines, a 2016 and a 2018 model, are staffed daily to provide primary response for all service demands. A Type I Engine is classified as an "all-risk" apparatus, capable of responding to fire suppression incidents, emergency medical calls, rescues, hazardous materials events, and public service requests.

Prior to December 2022, only one Type I Engine was staffed daily, with the second maintained as a reserve apparatus. Increased staffing levels have since enabled the Department to place both Type I Engines into daily service to meet growing call volumes. This operational adjustment has eliminated the availability of a dedicated reserve Type I Engine. When one of the frontline engines is out of service for maintenance or repair, a Type III wildland engine or the aerial ladder truck may be used as a temporary replacement; however, neither apparatus is designed to function as a frontline Type I Engine for urban and suburban fire and EMS response.

The Department also operates a 2008 aerial ladder truck which is primarily designed for elevated rescues, master stream operations, and heavy or specialized rescue functions. While it can temporarily substitute when a Type I Engine is unavailable, its role is not intended as a primary all-risk response unit.

Due to the high cost of replacement engines, procurement has historically been staggered to avoid the simultaneous replacement of multiple like apparatus. This approach reflects best practices in fleet management and supports long-term strategic and fiscal planning.

To further streamline operations, the Department has surplused two engines and one support vehicles and one rescue. This decision reduced fleet size, lowered ongoing maintenance costs, and ensured the Department operates with the most modern and reliable equipment available to meet community needs.

**STAFF REPORT:**

In 2023, SCFD created an Apparatus and Equipment Replacement Plan to evaluate the fleet in line with NFPA standards, ISO recommendations, and operational needs. Engine 47 and Ladder Truck 47 were identified as priority replacements due to age, condition, and reliability concerns. NFPA 1900 recommends frontline engines older than 15 years move to reserve status, with reserves ideally between 20–23 years old.

In 2024, an Apparatus Specification and Design Committee evaluated manufacturers and, with Golden State Fire Apparatus (Pierce dealer), developed specifications, design drawings, and obtained quotes for replacing one Type I fire engine and one aerial ladder truck.

Engine 47 (E47) is a 2016 Spartan/Metro Star Type I Engine that is currently 9 years old with a replacement score of 20, indicating it is in "Good" condition. The apparatus has 59,455 miles, with an estimated replacement cost of $1.2 million, and is scheduled for replacement in 2031.

Replacement Justification

1. Although not at end-of-life based on the 20-year benchmark, Engine 47 is one of only two Type I engines in the fleet. Prior to 2022, one engine was operated with the other in reserve. However, due to increased call volume, both are now front-line units.
2. This shift leaves SCFD without a backup Type I engine. In the event of breakdowns or maintenance, the department is forced to rely on a Type III wildland engine—an apparatus not designed for structural firefighting or urban EMS response.
3. Replacing E47 with a new Type I engine will allow E47 to transition to reserve status, ensuring continued service continuity, compliance with ISO/NFPA, and firefighter and public safety.
4. Inflation costs are averaging 6%-12% annually.

Ladder Truck 47 (T47) is a 2008 Ferrara Heavy Duty Aerial Ladder that is 17 years old with a replacement score of 26, indicating it qualifying it for replacement. The apparatus has 31,279 miles and has incurred over $115,000 in maintenance costs and has been out of service over most of FY2024-25 and part of this current FY2025-26. The estimated replacement cost ranges from $1.8 to $2.2 million, with replacement due in 2024.

Replacement Justification

1. Ladder Truck 47 has surpassed the 15-year front-line service threshold set by NFPA 1900 and should now be designated for reserve or retired status.
2. Over the past year, the vehicle has required catastrophic mechanical repairs to engine, chassis and pump totaling more than $115,000.
3. The aerial device is approaching critical age-related mechanical and safety concerns. Replacement parts are increasingly difficult to procure, and aerial ladder certification and performance testing must be maintained.
4. Ladder trucks are essential for multistory rescue, elevated master streams, and rapid roof access—critical capabilities given the city's growing residential density and commercial structures.
5. Delaying replacement could result in operational failures, service gaps during emergencies, and increased repair costs, ultimately posing a significant liability to the City.
6. Inflation costs are averaging 6%-12% annually.

Beyond condition and age, the urgent need to initiate replacement is driven by two critical factors:

1. Extended Procurement Timelines: The current market trend for fire apparatus includes build and delivery lead times of up to 53 months. Delaying action now may result in receiving replacement units well beyond their intended service need, further compounding the department's operational vulnerabilities.
2. Escalating Costs Due to Inflation: Fire apparatus costs are rising at an average rate of 6%–12% annually. Waiting to purchase will significantly increase the cost burden to the City, potentially adding hundreds of thousands of dollars per unit. The financial impact of inaction now will be felt for years to come.

Golden State Fire Apparatus, Inc. offers cooperative government purchasing through the Houston-Galveston Area Council (H-GAC) and has provided formal quotes for one (1) Type I Fire Engine and one (1) Aerial Ladder Truck. The quotes include options for prepayment and multi-unit discounts. After reviewing funding strategies with the Finance Department, staff determined that procuring both units together is the most feasible option. Community Leasing Partners has proposed a twelve (12) year lease totaling $2,936,695.24 at an interest rate of 4.95%.

- (1) Type I Fire Engine Cost $1,336,188.87*
- (1) Aerial Ladder Truck Cost $1,949,611.00*

*Prepayment and multi-unit discount not included in price.

**Total Lease Cost**: $2,936,695.24 at 4.95% interest with prepayment and multiunit discounts.

---

**STAFF RECOMMENDATION:**

Staff's recommendation is to authorize the City Manager to execute a Product Proposal with Golden State Fire Apparatus, Inc and adopt the following resolution:

1. Council Adoption of Resolution No. 2025-__: Authorizing the City Manager to execute a Product Proposal with Golden State Fire Apparatus, Inc. and Community Leasing Partners Agreement for the procurement of (1) One Fire Engine and (1) One Fire Aerial Ladder Truck.

---

**DOCUMENTS ATTACHED:**

1. Resolution No. 2025 Apparatus Procurement Engine and Ladder Truck
2. Golden State Fire Apparatus- Suisun City Pumper Proposal Package-12 Aug 2025
3. Golden State Fire Apparatus-Suisun City Aerial Proposal Package- 12 Aug 2025
4. Suisun City, CA Contract 8-29-2025- Community Leasing Partners Agreement.
5. Exhibit C- Opinion of Lessee's Counsel
6. 2025 Apparatus Replacement Presentation

---

| | |
|---|---|
| **PREPARED BY:** | Brad Lopez, Fire Chief |
| **REVIEWED BY:** | Brad L. Lopez, Fire Chief |
| **APPROVED BY:** | Bret Prebula, City Manager |

---

**ATTACHMENTS:**

1. Resolution

2. Suisun City Pumper Proposal Package 12 August 25
3. Suisun City Aerial Proposal Package 12 August 25
4. Suisun City CA Contract 8 29 2025
5. Exhibit C
6. Fire Apparatus Replacement Presentation

.

# RESOLUTION NO. 2025-

## AUTHORIZING THE CITY MANAGER TO EXECUTE A PRODUCT PROPOSAL WITH GOLEN STATE FIRE APPARATUS, INC. AND COMMUNITY LEASING PARTNERS AGREEMENT FOR THE PROCUREMENT OF (1) ONE FIRE ENGINE AND (1) ONE FIRE AERIAL LADDER TRUCK.

**WHEREAS,** the City of Suisun City Fire Department stives to provide the highest level of protection and care to the citizens of Suisun City; and

**WHEREAS**, maintaining a reliable fleet of firefighting apparatus is a vital component to ensure the safety of the citizens and fire department personnel; and

**WHEREAS**, Truck 47 is 17 years old and has surpassed its 15-year front line of service threshold set by NFPA 1900; and

**WHEREAS**, the fire department only has two engines both are frontline and operated daily the purchase of an additional engine will allow Engine 47 the oldest engine to be placed in to a reserve position; and

**WHEREAS**, there is a four year manufacturing period for the engine and the ladder truck; and

**WHEREAS**, Golden State Fire Apparatus, Inc. offers cooperative government purchasing through the Houston-Galveston Area Council (H-GAC) and has provided formal quotes for one (1) Type I Fire Engine and one (1) Aerial Ladder Truck. The quotes include options for prepayment and multi-unit discounts; and

**WHEREAS**, Community Leasing Partners has proposed a twelve (12) year lease totaling $2,936,695.24 at an interest rate of 4.95%. with the first payment due two years after signing,

**NOW, THEREFORE,** be it here resolved by the City Council of Suisun City the Authorizing the City Manager to execute a Product Proposal with Golen State Fire Apparatus, Inc. and Community Leasing Partners Agreement for (1) One Fire Engine and (1) One Fire Aerial Ladder Truck on behalf of the City.

**PASSED AND ADOPTED** at a regular meeting of said City Council held on Tuesday, the 16th day of September 2025 by the following vote:

| | | |
|---|---|---|
| **AYES:** | Councilmembers: | _____ |
| **NOES:** | Councilmembers: | _____ |
| **ABSENT:** | Councilmembers: | _____ |
| **ABSTAIN:** | Councilmembers: | _____ |

**WITNESS** my hand and the seal of said City this 16th day of September 2025.

_____
Anita Skinner,
City Clerk

GOLDEN STATE
FIRE APPARATUS

PREPARED ESPECIALLY FOR:

# SUISUN CITY FIRE DEPARTMENT

One (1) Pierce Manufacturing, Inc.
Enforcer 1500 GPM Type 1 Fire Engine

Pierce.

HGACBuy
THE SMART PURCHASING SOLUTION

# TABLE OF CONTENTS

1 Product Proposal

2 Standard Terms and Conditions (Exhibit A)

3 Product Specifications (Exhibit B)

- Supporting Documents (If Applicable)
  - Electrical Analysis
  - Turning Radius Report

4 Product Warranties (Exhibit C)

5 Dealer Supplied Products and/or Services (Exhibit D)

# 1 PRODUCT PROPOSAL

# OPTION A

**100% PRE-PAYMENT**

This will be the price of the Product(s) contingent upon the Customer paying the Grand Total Purchase Price to GSFA within thirty (30) calendar days of the Executed Date pursuant to the Payment Terms

## IF YOU ELECT THIS OPTION, IT RESULTS IN A SAVINGS OF ($212,468.40) OFF OF THE GRAND TOTAL OF OPTION B

*Please note this discount is also available contingent upon a Third Party (Leasing Company) paying 100% of the Grand Total Purchase Price on behalf of the Customer to GSFA within thirty (30) calendar days of the Executed Date pursuant to the Payment Terms*

## PRODUCT PROPOSAL FOR:

**Suisun City Fire Department**
621 Pintail Drive
Suisun City, CA 94585

**Sales Consultant**
Mike Martinez
mmartinez@goldenstatefire.com
Mobile: (916) 704-7755

| SUBMITTED DATE | EXPIRATION DATE | GSFA PROPOSAL # | MANUFACTURER BID # | MANUFACTURER | CONSORTIUM |
|---|---|---|---|---|---|
| 08/12/2025 | 10/31/2025 | 40812-25AP | 980 | Pierce Manufacturing Inc. | HGAC contract FS12-23, Model 23P-105 |

Golden State Fire Apparatus, Inc. ("**GSFA**") is pleased to provide this proposal for the fire apparatus(es) and equipment identified below (the "**Product**") to SUISUN CITY FIRE DEPARTMENT ("**Customer**") for consideration. This proposal (this "**Product Proposal**") includes the following exhibits attached hereto: the Standard Terms and Conditions attached as Exhibit A (the "**Terms and Conditions**"); the Product Specifications attached as Exhibit B (the "**Specifications**"); the Product Warranties attached as Exhibit C; and the Dealer Supplied Products and/or Services attached as Exhibit D (the "**Dealer Supplied Products/Services List**") (all of the foregoing, collectively, the "**Agreement**"). Through its signature below or other Acceptance (as defined on page 2), Customer acknowledges having received and read, and agrees to be bound by, the Agreement. The Agreement shall be effective as of the latest date appearing in the signature blocks below (the "**Executed Date**").

| ITEM | PRODUCT DESCRIPTION | UNIT PRICE |
|---|---|---|
| A | One (1) Pierce Manufacturing, Inc. Enforcer 1500 GPM Type 1 Fire Engine | 1,238,651.00 |
| B | ***Multiple Unit Discount*** | ***(7,333.00)*** |
| C | ***Discount for 100% Payment at Time of Order (the "Prepayment Discount")*** | ***(194,240.00)*** |
| D | SUBTOTAL | 1,037,078.00 |
| E | 9.125% State Sales Tax | 94,633.37 |
| F | California Tire Fee | 10.50 |
| G | 100% Performance Bond | 2,894.00 |
| H | **GRAND TOTAL PURCHASE PRICE** | **1,134,615.87** |

**PAYMENT TERMS** – Customer shall pay the total purchase price set forth directly above (the "**Grand Total Purchase Price**") to GSFA within thirty (30) calendar days of the Executed Date. If payment of the Grand Total Purchase Price is late, a late fee as specified in section 6 of the Terms and Conditions may be applied, and the Prepayment Discount may be adjusted, and the Grand Total Purchase Price increased in accordance with section 2.c of the Terms and Conditions. Customer shall pay any balance due as a result of Change Orders as described in the Terms and Conditions.

**MANUFACTURER** – Customer acknowledges that GSFA is not an agent of the Product manufacturer identified above ("**Manufacturer**") and is not capable of binding Manufacturer. Within five (5) business days of the Executed Date, GSFA shall submit an order form to the Manufacturer for the Product. GSFA's further performance under the Agreement is contingent upon Manufacturer's acceptance of such order form at the price and on the terms GSFA believed to be available when submitting this Product Proposal to Customer. If Manufacturer rejects such order as submitted or fails to respond to GSFA within a reasonable

amount of time, GSFA shall notify Customer in writing, and unless GSFA and Customer otherwise agree in writing, the Agreement shall then terminate and have no further force or effect.

**PRODUCT COMPLETION** – The Product shall be ready for final inspection by Customer at the manufacturing facility within approximately **50 to 53 MONTHS** after the Executed Date. The foregoing estimate is provided as a good faith approximation as of the date of submission of this Product Proposal and is subject to the Terms and Conditions.

**PREDELIVERY SERVICE** – If applicable, after transportation from the manufacturing facility and prior to final delivery or pick up, the Product shall receive those additional Products and/or services identified on the Dealer Supplied Products/Services List. It is estimated that such a service will add approximately **0.5 to 1 MONTH(S)** to the above Product completion estimate. The foregoing estimate is provided as a good faith approximation as of the date of submission of this Product Proposal and is subject to the Terms and Conditions.

**PROPOSAL EXPIRATION** – This Product Proposal supersedes any previous proposal(s) presented to Customer by GSFA and its employees and may be accepted by Customer on or before the Expiration Date identified above. Unless accepted by the Expiration Date, GSFA reserves the right to withdraw this Product Proposal or to alter its terms (including by providing updated Product pricing) prior to an order being accepted.

**PURCHASE ORDER** – Any PO shall be made out to: *Golden State Fire Apparatus, Inc. – 7400 Reese Road – Sacramento, CA 95828.*

**ACCEPTANCE** – ACCEPTANCE OF THIS PROPOSAL CREATES AN ENFORCEABLE BINDING AGREEMENT BETWEEN GSFA AND CUSTOMER. "**ACCEPTANCE**" MEANS THAT THE CUSTOMER DELIVERS TO GSFA: (A) A SIGNED COPY OF THIS PRODUCT PROPOSAL, OR (B) A SIGNED COPY OF A PURCHASE ORDER INCORPORATING THE AGREEMENT IN ITS ENTIRETY. ANY ADDITIONAL OR DIFFERENT TERMS, WHETHER CONTAINED IN CUSTOMER'S FORMS OR OTHERWISE PRESENTED BY CUSTOMER AT ANY TIME, ARE HEREBY REJECTED AND OF NO EFFECT UNLESS APPROVED IN WRITING SIGNED BY GSFA.

**COUNTERPARTS** - This Product Proposal may be executed in multiple counterparts, each of which shall be deemed an original (including copies sent to a party by electronic transmission) as against the party signing such counterpart, but which together shall constitute one and the same instrument. A signed copy of this Product Proposal delivered by facsimile, email or other means of electronic transmission will be deemed to have the same legal effect as delivery of an original signed copy of this Product Proposal. If this Product Proposal is returned to GSFA with the signature of Customer's authorized representative but without an attestation or co-signers signature, then absent Customer's written notice to the contrary, GSFA shall be entitled to rely on such single signature as sufficient evidence of the signatory's authority to execute the Agreement and bind Customer thereby.

**INTENDING TO CREATE A BINDING AGREEMENT**, Customer and GSFA have each caused this Product Proposal dated 08/12/2025, GSFA Proposal Number 40812-25AP to be executed by their duly authorized representatives effective as of the Executed Date.

| **ACCEPTED AND AGREED TO BY CUSTOMER** | **ACCEPTED AND AGREED TO BY GSFA** |
|---|---|
| Signature of Authorized Customer Representative | Signature of Authorized GSFA Representative |
| Print Name | Print Name |
| Title | Title |
| Date | Date |

# OPTION B

**PAYMENT AT TIME OF DELIVERY OR PICKUP**

This will be the price of the Product(s) contingent upon the Customer paying the Grand Total Purchase Price to GSFA at time of delivery or pickup pursuant to the Payment Terms

## PRODUCT PROPOSAL FOR:

**Suisun City Fire Department**
621 Pintail Drive
Suisun City, CA 94585

**Sales Consultant**
Mike Martinez
mmartinez@goldenstatefire.com
Mobile: (916) 704-7755

| SUBMITTED DATE | EXPIRATION DATE | GSFA PROPOSAL # | MANUFACTURER BID # | MANUFACTURER | CONSORTIUM |
|---|---|---|---|---|---|
| 08/12/2025 | 10/31/2025 | 40812-25BP | 980 | Pierce Manufacturing Inc. | HGAC contract FS12-23, Model 23P-105 |

Golden State Fire Apparatus, Inc. ("**GSFA**") is pleased to provide this proposal for the fire apparatus(es) and equipment identified below (the "**Product**") to SUISUN CITY FIRE DEPARTMENT ("**Customer**") for consideration. This proposal (this "**Product Proposal**") includes the following exhibits attached hereto: the Standard Terms and Conditions attached as Exhibit A (the "**Terms and Conditions**"); the Product Specifications attached as Exhibit B (the "**Specifications**"); the Product Warranties attached as Exhibit C; and the Dealer Supplied Products and/or Services attached as Exhibit D (the "**Dealer Supplied Products/Services List**") (all of the foregoing, collectively, the "**Agreement**"). Through its signature below or other Acceptance (as defined on page 2), Customer acknowledges having received and read, and agrees to be bound by, the Agreement. The Agreement shall be effective as of the latest date appearing in the signature blocks below (the "**Executed Date**").

| ITEM | PRODUCT DESCRIPTION | UNIT PRICE |
|---|---|---|
| A | One (1) Pierce Manufacturing, Inc. Enforcer 1500 GPM Type 1 Fire Engine | 1,238,651.00 |
| B | *Multiple Unit Discount* | *(7,333.00)* |
| C | SUBTOTAL | 1,231,318.00 |
| D | 9.125% State Sales Tax | 112,357.77 |
| E | California Tire Fee | 10.50 |
| F | 100% Performance Bond | 3,398.00 |
| G | **GRAND TOTAL PURCHASE PRICE** | **1,347,084.27** |

**PAYMENT TERMS** – Customer shall pay the total purchase price set forth directly above (the "**Grand Total Purchase Price**") to GSFA no later than the time of GSFA's delivery of the applicable Product to Customer's address listed above (or Customer's pick up of such Product at GSFA's facilities, if approved by GSFA). GSFA shall have no obligation to deliver, or permit pick up of the Product if the Customer does not have full payment ready when the Product is complete and ready to deliver or pick up, as applicable. Customer shall pay any balance due as a result of Change Orders as described in the Terms and Conditions.

**MANUFACTURER** – Customer acknowledges that GSFA is not an agent of the Product manufacturer identified above ("**Manufacturer**") and is not capable of binding Manufacturer. Within five (5) business days of the Executed Date, GSFA shall submit an order form to the Manufacturer for the Product. GSFA's further performance under the Agreement is contingent upon Manufacturer's acceptance of such order form at the price and on the terms GSFA believed to be available when submitting this Product Proposal to Customer. If Manufacturer rejects such order as submitted or fails to respond to GSFA within a reasonable

amount of time, GSFA shall notify Customer in writing, and unless GSFA and Customer otherwise agree in writing, the Agreement shall then terminate and have no further force or effect.

**PRODUCT COMPLETION** – The Product shall be ready for final inspection by Customer at the manufacturing facility within approximately **50 to 53 MONTHS** after the Executed Date. The foregoing estimate is provided as a good faith approximation as of the date of submission of this Product Proposal and is subject to the Terms and Conditions.

**PREDELIVERY SERVICE** – If applicable, after transportation from the manufacturing facility and prior to final delivery or pick up, the Product shall receive those additional Products and/or services identified on the Dealer Supplied Products/Services List. It is estimated that such a service will add approximately **0.5 to 1 MONTH(S)** to the above Product completion estimate. The foregoing estimate is provided as a good faith approximation as of the date of submission of this Product Proposal and is subject to the Terms and Conditions.

**PROPOSAL EXPIRATION** – This Product Proposal supersedes any previous proposal(s) presented to Customer by GSFA and its employees and may be accepted by Customer on or before the Expiration Date identified above. Unless accepted by the Expiration Date, GSFA reserves the right to withdraw this Product Proposal or to alter its terms (including by providing updated Product pricing) prior to an order being accepted.

**PURCHASE ORDER** – Any PO shall be made out to: *Golden State Fire Apparatus, Inc. – 7400 Reese Road – Sacramento, CA 95828.*

**ACCEPTANCE** – ACCEPTANCE OF THIS PROPOSAL CREATES AN ENFORCEABLE BINDING AGREEMENT BETWEEN GSFA AND CUSTOMER. "**ACCEPTANCE**" MEANS THAT THE CUSTOMER DELIVERS TO GSFA: (A) A SIGNED COPY OF THIS PRODUCT PROPOSAL, OR (B) A SIGNED COPY OF A PURCHASE ORDER INCORPORATING THE AGREEMENT IN ITS ENTIRETY. ANY ADDITIONAL OR DIFFERENT TERMS, WHETHER CONTAINED IN CUSTOMER'S FORMS OR OTHERWISE PRESENTED BY CUSTOMER AT ANY TIME, ARE HEREBY REJECTED AND OF NO EFFECT UNLESS APPROVED IN WRITING SIGNED BY GSFA.

**COUNTERPARTS** - This Product Proposal may be executed in multiple counterparts, each of which shall be deemed an original (including copies sent to a party by electronic transmission) as against the party signing such counterpart, but which together shall constitute one and the same instrument. A signed copy of this Product Proposal delivered by facsimile, email or other means of electronic transmission will be deemed to have the same legal effect as delivery of an original signed copy of this Product Proposal. If this Product Proposal is returned to GSFA with the signature of Customer's authorized representative but without an attestation or co-signers signature, then absent Customer's written notice to the contrary, GSFA shall be entitled to rely on such single signature as sufficient evidence of the signatory's authority to execute the Agreement and bind Customer thereby.

**INTENDING TO CREATE A BINDING AGREEMENT**, Customer and GSFA have each caused this Product Proposal dated 08/12/2025, GSFA Proposal Number 40812-25BP to be executed by their duly authorized representatives effective as of the Executed Date.

**ACCEPTED AND AGREED TO BY CUSTOMER**

_____
Signature of Authorized Customer Representative

_____
Print Name

_____
Title

_____
Date

**ACCEPTED AND AGREED TO BY GSFA**

_____
Signature of Authorized GSFA Representative

_____
Print Name

_____
Title

_____
Date

# 2 STANDARD TERMS AND CONDITIONS

## Exhibit "A"

# STANDARD TERMS AND CONDITIONS

1. Definitions.

a. "**Agreement**" has the meaning given in the Product Proposal.
b. "**Customer**" means the customer identified in the Product Proposal.
c. "**Dealer Preparation**," if applicable, means additional product(s) and/or services added or provided by GSFA after Manufacturer's completion of the Product and transportation to GSFA's premises prior to delivery to Customer, in accordance with the Dealer Supplied Products/Services List and/or a valid Change Order(s).
d. "**Dealer Supplied Products/Services List**" means the Dealer Supplied Products and/or Services List attached to the Product Proposal as Exhibit D, which reflects all Dealer Preparation under the Agreement absent a valid Change Order(s).
e. "**Grand Total Purchase Price**" means the total purchase price for the Product identified in the Product Proposal (subject to any adjustments required or permitted by these Terms and Conditions, including by the execution of a valid Change Order(s)).
f. "**GSFA**" means Golden State Fire Apparatus, Inc., a California corporation.
g. "**Manufacturer**" means the person or persons, company, firm, corporation, partnership, or other organization identified in the Product Proposal as responsible for manufacturing the Product.
h. "**Party**" or "**Parties**" means GSFA and/or Customer, as applicable.
i. "**Prepayment Discount**" means a discount to the purchase price for the Product granted to Customer in connection with Customer's advance payment of the Grand Total Purchase Price (or portion thereof, as specified in the Product Proposal), if applicable.
j. "**Product**" means the fire apparatus(es) and any associated equipment listed in the Product Proposal and further described in the Specifications.
k. "**Product Proposal**" means the GSFA proposal executed by Customer to which these Terms and Conditions are attached.
l. "**Product Warranties**" means the Manufacturer warranties for the Product attached to the Product Proposal as Exhibit C.
m. "**Specifications**" means the specifications for the Product attached to the Product Proposal as Exhibit B.
n. "**Terms and Conditions**" means these Standard Terms and Conditions, which are attached to the Product Proposal as Exhibit A.

2. Purchase and Payment.

a. Purchase. Customer agrees to purchase the Product at the Grand Total Purchase Price (as such amount may be adjusted in accordance with these Terms and Conditions), pursuant to the payment terms set forth in the Product Proposal. The Grand Total Purchase Price is payable in U.S. dollars.

b. Contingency Reserve Fund. The Grand Total Purchase Price may include an amount to be set aside for the purpose of funding any future costs or financial obligations incurred by Customer under the Product Proposal or any valid Change Order(s) (the "**Contingency Reserve Fund**"). If applicable, the amount of any required Contingency Reserve Fund will be set forth in either the Product Proposal or Exhibit D. The Contingency Reserve Fund may be withdrawn against by Customer or GSFA for the purpose of satisfying Customer's payment obligations under the initial Product Proposal or any valid Change Order(s) (including, without limitation, a Change Order submitted by GSFA pursuant to Section 8.b). If a Contingency Reserve Fund is required under the Agreement, the amount of such fund is not intended as an estimate of the actual additional costs of contingencies, Change Orders, unforeseen items or other required work that may be incurred under the Agreement after submission of the Product Proposal to Customer, which amounts Customer acknowledges may exceed the Contingency Reserve Fund amount. The balance of any Contingency Reserve Fund will be credited against Customer's payment obligations, or otherwise returned to Customer within thirty (30) calendar days of delivery of all Products under the Agreement (provided that Customer has paid all amounts owed under the Agreement as of such date).

c. Prepayment Discount. If GSFA has granted Customer a Prepayment Discount, Customer must provide each associated prepayment (each, a "**Prepayment**") within the time frame specified in the Product Proposal in order to receive such discount. Customer's failure to timely make any Prepayment may result in: (i) GSFA's termination of the Agreement; and/or (ii) Customer's loss of the Prepayment Discount for the portion of the Grand Total Purchase Price represented by such outstanding Prepayment and the application of a late fee as set forth in Section 6, in each case in GSFA's sole discretion.

d. State Sales Tax. Customer shall be responsible for the cost of state sales tax associated with, or attributable to, the Product. The taxes stated in the Product Proposal are subject to adjustment for the applicable state sales tax rate in effect at the time of delivery. Therefore, the sales tax set forth on the Product Proposal is only an estimate of such taxes and will be increased or decreased at the time of delivery if a change in the applicable sales tax rate has occurred, in which case Customer shall pay GSFA (or be refunded by GSFA) the difference in the applicable sales tax.

3. Product Completion Date. Within thirty (30) calendar days of the date on which the last required signatory executes the Product Proposal (such date, the "**Executed Date**"), GSFA shall submit to Customer a tentative Product completion date based on the then-estimated time to complete the manufacturing of the Product(s) and for the Product(s) to be ready for inspection and final approval by Customer at the manufacturing facility (which may differ from the Product completion estimate contained in the Product Proposal). Due to global supply chain constraints, any Product completion date contained herein, or in the Product Proposal, or otherwise provided to Customer, is a good faith estimate only as of the date provided to Customer, and merely an approximation based on current information available to GSFA and Manufacturer. Customer shall not be entitled to rely on any such estimate, and GSFA shall have no liability to Customer for a failure by GSFA or Manufacturer to meet any such estimate. All Product completion estimates are subject to modification and, if applicable, GSFA will provide updates to such estimates to Customer when available.

4. Stock / Demo Units. Notwithstanding any other provision contained in the Agreement (including Section 12 hereof concerning warranties), any Products constituting stock/demo unit(s) are sold to Customer on an as-is, first-come and first-served basis and GSFA makes no further representation or warranty to any customer with respect to such unit(s). Regardless of the terms of the Product Proposal, GSFA shall only be obligated to sell such stock/demo unit(s) to the first customer to enter into a purchase agreement with GSFA identifying such unit(s), and after the execution by GSFA of such agreement any subsequent purchase agreement (including the Agreement, as applicable) shall have no further force or effect with respect to such unit(s).

5. Multiple Unit Purchase. If the Grand Total Purchase Price includes pricing for multiple Products, the Product price stated in the Product Proposal shall only be valid if the quantity of Products being proposed are purchased at the same time, pursuant to the same Agreement. GSFA shall have no obligation to offer the same price for any Product if purchased by Customer pursuant to a later purchase agreement.

6. Late Fee; Storage Fee. A late fee equal to 0.033% of the outstanding portion of the Grand Total Purchase Price will be charged per calendar day for overdue payments beginning ten (10) calendar days after the payment is due and continuing for the first thirty (30) calendar days thereafter. After such thirty (30) calendar day period, the late fee shall increase to 0.044% per calendar day until payment of the outstanding portion of the Grand Total Purchase Price is received; provided that if Customer is a public agency, the foregoing late fees shall not exceed the statutory limit set forth in Section 926.10 of the California Government Code. If Customer is unable to satisfy the delivery requirements hereunder or is unwilling to take delivery of the Product, then GSFA shall be entitled to a storage charge running from the earlier of: (i) the date of delivery agreed to between GSFA and Customer (provided GSFA is willing and able to deliver the Product on such date), or (ii) twenty-one (21) calendar days after GSFA notifies Customer that the Product is available for delivery. The storage charge is equal to: (i) $175.00 per calendar day per apparatus stored, or (ii) the actual charges incurred by GSFA with a third party for storage of the Product, whichever is greater. Such storage charge shall continue until the actual time of delivery and Customer's possession of the Product, and any such storage by GSFA or such third party shall be at the sole risk of Customer.

7. Delivery; Inspection and Acceptance.

a. Delivery. Subject to Section 5 hereof, the Product is scheduled to be delivered to the location and within the time period specified in the Product Proposal. Such delivery date is an estimate, and GSFA is, notwithstanding this Section 7.a, not bound to such date unless it otherwise agrees in a separate writing to complete delivery by a date certain. For the avoidance of doubt, GSFA is not responsible for delivery delays caused by or because of actions, omissions or conduct of Customer, the Manufacturer, or their respective employees, affiliates, suppliers, contractors, and carriers. Risk of loss for the Product shall pass to Customer at the point and time of delivery (which shall include an attempted delivery by GSFA which cannot be completed due to any act or omission of Customer). However, title to the Product shall only pass to Customer upon delivery if Customer has then fully paid GSFA all amounts due hereunder (including additional amounts due under any valid Change Order). Absent GSFA's separate written agreement, which it may or may not provide in its sole and absolute discretion, delivery of the Product will not occur before Customer has fully paid all amounts due under the Agreement and provided proof of insurance reasonably satisfactory to GSFA. If GSFA permits Customer to take possession of the Product prior to such payment, Customer may not mount equipment, conduct training, or place the Product into service until all amounts due under the Agreement have been paid. If Customer has ordered multiple Products, GSFA reserves the right to deliver such Products in installments and to separately invoice Customer for such Products.

b. Inspection and Acceptance. Upon delivery, Customer shall have ten (10) calendar days within which to inspect the Product for substantial conformance to the Specifications, and in the event of substantial non-conformance to the Specifications to furnish GSFA with written notice sufficient to permit GSFA to evaluate such non-conformance ("**Notice of Nonconformance to Specifications**"). Contingent upon part availability and Customer's cooperation, any Product not in substantial conformance to material Specifications shall be remedied by GSFA (by repair or replacement, at GSFA's election) within thirty (30) calendar days from GSFA's receipt of the Notice of Nonconformance to Specifications. In the event GSFA does not receive a Notice of Nonconformance to Specifications within ten (10) calendar days of delivery, the Product will be deemed to be in conformance with Specifications and accepted by Customer.

8. Changes to Agreement Terms.

a. Change Orders. The Customer may request that GSFA incorporate a change to the Product or the Specifications for the Product, or GSFA may submit changes to the Agreement required or permitted to be made by GSFA (pursuant to Section 8.b or otherwise), by delivering a written Change Order to the other party hereto, which shall include a description of the proposed change sufficient to permit the receiving party to evaluate such change (either, a "**Change Order**"). For any Change Order submitted by Customer, GSFA will provide Customer a written response (a "**Response**") stating (i) whether GSFA will accommodate such Change Order (which GSFA may decide in its sole and absolute discretion); and (ii) the terms of the modification to the order, including any increase or decrease in the Grand Total Purchase Price resulting from such Change Order, a date on which any increase in the Grand Total Purchase Price must be paid, and an estimate of any effect on production scheduling or delivery resulting from such Change Order. Customer shall have seven (7) calendar days after receipt of the Response to notify GSFA as to whether Customer desires to make the changes GSFA has approved in the Response. In the event Customer countersigns GSFA's Response, Customer shall pay the increase (or be refunded the decrease) in the Grand Total Purchase Price by the date specified in the Response. GSFA may also send Customer a Change Order to account for any changes to the Agreement required or permitted to be made by GSFA (including those changes required pursuant to Section 8.b hereof), and such Change Order shall be effective upon delivery to Customer unless Customer elects to terminate the applicable Product order under the Agreement in accordance with Section 9.

b. Additional Changes.

i. Component Price Volatility; Increases Imposed by Manufacturer. GSFA shall not be responsible for (i) any unforeseen price increase or surcharge enacted by suppliers of major components of the Product (including but not limited to commercial chassis, engine, transmission, and fire pump); or (ii) price increases imposed on GSFA by Manufacturer pursuant to Manufacturer's terms and conditions for sale of the Product (a "**Manufacturer**

**Price Increase**"), after Customer becomes bound by the Agreement. Customer shall be responsible for all amounts arising from any price increases for major components of the Product (including all associated taxes and fees thereon) or any Manufacturer Price Increases occurring after the execution of the Agreement which increase the cost of the Product to GSFA, and such amounts will be documented on a Change Order adjusting the Grand Total Purchase Price accordingly. Customer shall pay any such price increase prior to Product delivery. A Manufacturer Price Increase may include, but shall not be limited to, an increase in Product price resulting from an increase in the Producer Price Index of Components for Manufacturing (see www.bls.gov Series ID: WPUID6112) in excess of a compounded annual growth rate of five percent (5%), as measured between the month Manufacturer accepts the applicable Product order and the month that is fourteen (14) months prior to the then-current estimated Product completion date (the foregoing, a "**PPI-Based Price Increase**"). If, upon Customer's receipt of a Change Order reflecting a PPI-Based Price Increase, Customer elects to terminate the applicable Product order in accordance with Section 8.b.iii rather than pay such increase, then in lieu of the cancellation fees described in Section 9.a hereof GSFA shall be entitled to recover and Customer shall pay GSFA's actual non-reimbursable costs incurred in connection with the Product order through the date of Customer's termination of such Product order.

ii. New Legal Standards. In the event the Product design, materials or specifications require an alteration arising from new regulations issued by any governmental entity or trade association, including, but not limited to, the NFPA, DOT, and EPA, and such alteration increases the cost of the Product to GSFA, Customer shall be responsible for changes to the Grand Total Purchase Price arising from such alteration. GSFA shall promptly notify Customer when it becomes aware of any potential or required change in regulations occurring prior to delivery that would impact the Product purchased.

iii. Change Orders. Customer shall execute any Change Order submitted by GSFA documenting any of the changes required or permitted by Sections 8.b.i and 8.b.ii above (which shall, to the extent practicable, itemize any increases in the Grant Total Purchase Price and specify a commercially reasonable date by which Customer must pay such increase), unless Customer instead elects to terminate the applicable Product order under the Agreement within fifteen (15) calendar days of Customer's receipt of such Change Order and in accordance with Section 9. Absent such a termination, failure or refusal to execute a Change Order does not alter Customer's obligations under this Section 8.b.

c. Changes in Commercial Specifications. Specifications for all components of the Product manufactured by companies other than the Manufacturer are subject to change without notice. Specifications for such components will be as available at the time of manufacture of the Product. GSFA shall not be liable for any deviations in such specifications arising from a substitution of components or changes in the design of any component by their original manufacturer.

9. Termination.

a. By Customer. Customer may terminate a Product order identified in the Product Proposal or a Change Order by providing written notice to GSFA in accordance with Section 16 hereof. If Customer elects to terminate a Product order, Customer shall pay GSFA a cancellation fee as follows: (a) after the Product order is accepted and entered by GSFA, 10% of the portion of the Grand Total Purchase Price applicable to such Product (including all associated taxes, fees and costs) (such amount, the "**Product Purchase Price**"); (b) after completion of the pre-construction phase of the order process, 20% of the Product Purchase Price; and (c) after the requisition of any materials or commencement of any manufacturing or assembly of the Product by either GSFA or Manufacturer but before substantial completion of such Product, 50% of the Product Purchase Price. Customer shall not be permitted to terminate a Product order after substantial completion of manufacturing and assembly of such Product (excluding any Dealer Preparation or other pre-delivery services or untypical Product customization, if applicable). Notwithstanding the foregoing, if the applicable tier of cancellation fee is not sufficient to cover all actual costs and fees incurred by GSFA with Manufacturer in connection with Customer's termination of the Product order ("**Manufacturer Termination Fees**"), then in addition to such cancellation fee Customer shall pay the balance of all Manufacturer Termination Fees. If Customer received a Prepayment Discount, such discount shall not be considered for the purpose of calculating the above cancellation fee. The tier of cancellation fee applicable to any cancellation,

as well as the determination of whether a Product has reached substantial completion, shall be in the sole and absolute discretion of GSFA. Customer may request a fee waiver, and GSFA, in its sole discretion, may agree to waive and/or adjust such fee. GSFA will return the balance of the Grand Total Purchase Price or Product Purchase Price, as applicable, within thirty (30) calendar days of the effective date of the cancellation of the Product order or termination of the Agreement.

Customer may terminate the Agreement for an Event of Default by GSFA after providing GSFA with written notice in accordance with Section 16 (which notice shall describe with reasonably particularity the Event of Default justifying such termination) if such Event of Default remains uncured (if capable of cure) thirty (30) days following GSFA's receipt of such notice; provided, however, that the foregoing cure period shall continue if and for so long as GSFA has commenced and is continuing to undertake commercially reasonable efforts to cure such Event of Default as promptly as reasonably practicable.

b. By GSFA. GSFA may terminate the Agreement for an Event of Default by Customer after providing Customer with written notice in accordance with Section 16 (which notice shall describe with reasonably particularity the Event of Default justifying such termination) if such Event of Default remains uncured (if capable of cure) thirty (30) days following Customer's receipt of such notice; provided, however, that the foregoing cure period shall continue if and for so long as Customer has commenced and is continuing to undertake commercially reasonable efforts to cure such Event of Default as promptly as reasonably practicable. Notwithstanding the foregoing, GSFA may terminate the Agreement effective immediately upon written notice to Customer for Customer's failure to pay any amount owed under the Agreement when due.

Notwithstanding any other provision of this Agreement, if Customer terminates a Product order in accordance with Section 9.a above, GSFA may elect to instead terminate the Agreement upon notice to Customer in accordance with Section 16 hereof. If GSFA terminates the Agreement in accordance with this Section 9.b, Customer shall pay the applicable tier of cancellation fee for all Products pursuant to Section 9.a above as if Customer had elected to terminate each applicable Product order.

c. Based on Discontinuation or Cancellation by Manufacturer. In the event that Manufacturer cancels a Product order (provided that such cancellation is not the result of an act by Customer in violation of the Agreement) or discontinues the manufacture of a Product prior to its completion and delivery: (i) if such Product is the only Product contemplated under the Agreement, then the Agreement shall terminate; or (ii) if additional Products are contemplated under the Agreement, then only the Product order for the applicable cancelled or discontinued Product shall be terminated. Such Agreement termination or Product termination, as applicable, shall be effective upon GSFA's written notice to Customer of such cancellation or discontinuance in accordance with Section 16 hereof. GSFA's only obligation to Customer in such event shall be the return of any Prepayment paid by Customer for the cancelled or discontinued Product. For the avoidance of doubt, the cancellation fees contemplated in Section 9.a hereof shall not apply in the event of a termination pursuant to this Section 9.c.

10. Customer's Obligations. Customer shall provide its timely and best efforts to cooperate with GSFA and Manufacturer during the Product manufacturing and Dealer Preparation process. Reasonable and timely cooperation includes, without limitation, Customer's providing timely information in response to any requests from Manufacturer or GSFA and the participation of Customer's authorized representatives in traveling to Manufacturer's facility for inspections and approval of the Product, including a final approval before the Product leaves Manufacturer's facility.

11. Representations and Warranties. Customer hereby represents and warrants to GSFA as of the Executed Date that the execution of the Agreement and the purchase of the Product(s) and performance of the other obligations of Customer under the Agreement have been approved by Customer in accordance with applicable general laws and, as applicable, Customer's charter, ordinances, purchasing policies, and other governing documents, and executed by the appropriate Customer employees, officials, and/or representatives, and funding for Customer's performance of its obligations under the Agreement has been duly budgeted and appropriated by Customer.

12. Standard Warranty. All applicable Manufacturer warranties are contained in the Product Warranties. Any additional warranties must be expressly approved in a writing signed by GSFA, and Customer acknowledges and agrees that Manufacturer will not be liable for any such additional warranties.

a. Disclaimer. OTHER THAN AS EXPRESSLY SET FORTH IN THE AGREEMENT, GSFA, ITS AFFILIATES, AND THEIR RESPECTIVE OFFICERS, DIRECTORS, EMPLOYEES, SHAREHOLDERS, AGENTS, OR REPRESENTATIVES, DO NOT MAKE ANY EXPRESS OR IMPLIED WARRANTIES WITH RESPECT TO THE PRODUCT (WHETHER RELATING TO THE CONDITION OR QUALITY OF THE PRODUCT, OR OTHERWISE) PROVIDED HEREUNDER OR OTHERWISE REGARDING THE AGREEMENT (INCLUDING, WITHOUT LIMITATION, WITH RESPECT TO ANY APPLICABLE DEALER PREPARATION), WHETHER ORAL OR WRITTEN, EXPRESS, IMPLIED OR STATUTORY. WITHOUT LIMITING THE FOREGOING, ANY IMPLIED WARRANTY OR CONDITION OF MERCHANTABILITY, THE IMPLIED WARRANTY AGAINST INFRINGEMENT, THE IMPLIED WARRANTY OR CONDITION OF FITNESS FOR A PARTICULAR PURPOSE, AND ANY IMPLIED WARRANTIES ARISING FROM COURSE OF DEALING OR USAGE OF TRADE ARE EXPRESSLY EXCLUDED AND DISCLAIMED BY GSFA. STATEMENTS MADE BY SALES CONSULTANTS OR IN PROMOTIONAL MATERIALS DO NOT CONSTITUTE WARRANTIES.

b. Exclusions of Incidental and Consequential Damages. In no event shall GSFA be liable for special, consequential, incidental, indirect or punitive damages incurred by Customer in connection with any matter arising out of or relating to the Agreement, or the breach thereof, even if GSFA has been advised of the possibility of such damages, and regardless of whether such damages arise out of breach of warranty, the Agreement, indemnity, whether resulting from non-delivery or from GSFA's own negligence, or otherwise, except and solely to the extent such damages arise from the gross negligence or willful misconduct of GSFA.

13. Default. The occurrence of one or more of the following events (each, an "**Event of Default**") shall constitute a default under the Agreement: (a) Customer's failure to pay any amounts due or to perform any of its obligations under the Agreement; (b) GSFA's failure to perform any of its obligations under the Agreement; (c) either Party becoming insolvent or becoming subject to bankruptcy or insolvency proceedings; (d) any representation made by either Party under the Agreement which is false in any material respect; (e) any action by Customer to dissolve, merge, consolidate or transfer a substantial portion of its property to another entity during the term of the Agreement; (f) any other material breach of the terms of the Agreement by a Party; or (g) a default or breach by Customer under any other agreement with GSFA or its affiliates.

14. Indemnification of GSFA. Customer shall indemnify, defend, and hold harmless GSFA, its agents, servants, successors and assigns from and against all losses, damages, injuries, claims, demands and expenses, including attorneys' fees and other legal expenses, of whatever nature ("**Damages**"), to the extent such Damages arise out of or in connection with: (i) Customer's breach of the Agreement, or (ii) Customer's use, storage, or operation of the Product following delivery, regardless of where, how, and by whom operated (excluding any negligent operation by GSFA). The indemnification and assumptions of liability and obligation herein provided shall continue in full force and effect notwithstanding the termination of the Agreement, whether by expiration of time, by operation of law or otherwise. This provision is not intended to and shall not constitute the exclusive remedy of the Parties under the Agreement; the Parties may seek indemnity from one another under other legal principles, whether based in equity or law, so long as they do not nullify or cancel the effects of this paragraph.

15. Force Majeure. GSFA shall not be responsible nor deemed to be in default of any provision of the Agreement on account of delays in performance due to causes which are beyond GSFA's or Manufacturer's control and which make GSFA's performance impracticable, including but not limited to wars, insurrections, strikes or labor unrest, riots, fires, storms, floods, other acts of nature, explosions, earthquakes, accidents, any act of federal, state or local government, failure or delays in transportation, inability to obtain necessary labor, supplies or manufacturing facilities, supply chain issues, allocation regulations or orders affecting materials, equipment, facilities or completed products, failure to obtain any required license or certificates, acts of God or the public enemy or terrorism, failure of transportation, disease, pandemics or epidemics, quarantine restrictions, failure of vendors (due to causes similar to those within the scope of this clause) to perform their agreements or labor troubles causing cessation, slowdown, or interruption of work.

16. Notice. Any notices, requests, consents, claims, demands, waivers and other communications required or permitted to be given hereunder must be given in writing at the address of each Party set forth below, or to such other address as either Party may substitute by written notice to the other in accordance with this Section 16, by one of the following methods: hand delivery; registered, express, or certified mail, return receipt requested, postage prepaid; or nationally recognized private express courier. All such communications will be deemed to have been given: (i) when delivered by hand (with written confirmation of receipt); (ii) on the third (3rd) calendar day after the date mailed, by registered, express or certified mail; or (iii) when delivered by the addressee if sent by a nationally recognized private express courier.

GSFA:
Golden State Fire Apparatus Inc.
7400 Reese Road
Sacramento, CA 95828

CUSTOMER:
To the address listed in the Product Proposal

17. Contradictions. In the event of a conflict between the Agreement and any Change Order, or between Change Orders, the terms of the latest executed Change Order shall control.

18. Manufacturer's Statement of Origin. It is agreed that the manufacturer's statement of origin ("**MSO**") for the Product covered by the Agreement, if applicable, shall be retained and remain in the possession of GSFA per California Department of Vehicles (DMV) directives. Notwithstanding the foregoing, GSFA shall provide Customer with the original MSO if the Customer is self-registering, and Customer shall comply with all good-faith Process of Duty and other DMV requirements applicable to the Product and retain its own MSO.

19. Assignment. The relationship of the Parties established under the Agreement is that of independent contractors and neither Party is a partner, employee, agent, or joint venturer of or with the other. Neither Party may assign its rights and obligations under the Agreement unless it has obtained the prior written approval of the other Party.

20. Governing Law; Jurisdiction; Disputes. Without regard to any conflict of laws provisions, the Agreement is to be governed by and under the laws of the state of California. Prior to taking any legal action that may and/or can arise out of the Agreement, the Parties shall first attempt mediation with an agreed upon mediator. If the Parties cannot agree upon a mediator within thirty (30) calendar days of the submission of written notice of a dispute in accordance with Section 16 hereof, if any disputed matter remain unresolved within thirty (30) calendar days of the commencement of discussions, or if any party refuses to meet, then either party may submit any remaining disputes concerning and/or claim regarding the Agreement and/or the terms and conditions herein to the Superior Court, County of Sacramento (and the parties expressly consent to exclusive personal jurisdiction and venue before such court).

21. Entire Agreement; Amendments. The Agreement, including the Product Proposal, its exhibits and all valid Change Orders, is the exclusive agreement between the Parties regarding the subject matter contained herein and therein. No change in, modification of, or revision of the Agreement shall be valid unless in writing and signed by duly authorized representatives of both Parties with authority to sign such amendments to the Agreement.

**END OF STANDARD TERMS AND CONDITIONS**

# 3 PRODUCT SPECIFICATIONS

## Exhibit "B"

# Proposal Details Report

8/12/2025

**Customer:** Suisun City Fire Department
**Representative** Martinez, Mike
**Requirements Manager:**
**Description:** Suisun City Enforcer 1500 GPM
**Chassis:** Enforcer Chassis
**Body:** Pumper, Medium, Galvanneal, 2nd Gen

**Bid Number:** 980
**Job Number:**
**Organization:** Golden State Fire Apparatus, Inc

| OptionCode | Type | Option | ProposalText |
|---|---|---|---|
| 0766611 | | Boiler Plates, Pumper | |

Golden State Fire Apparatus is pleased to submit a proposal to Suisun City Fire Department for a **Pierce® triple combination pumper** per your request for quotation. The following paragraphs will describe in detail the apparatus, construction methods, and equipment proposed. This proposal will indicate size, type, model and make of components parts and equipment, providing proof of compliance with each and every item (except where noted) in the departments advertised specifications.

PIERCE MANUFACTURING was founded in 1913. Since then, we have been building bodies with one philosophy, "BUILD THE FINEST". Our skilled craftsmen take pride in their work, which is reflected, in the final product. We have been building fire apparatus since the early "forties" giving Pierce Manufacturing over 75 years of experience in the fire apparatus market. Pierce Manufacturing has built and put into service more than 62,500 apparatus, including more than 33,900 on Pierce custom chassis designed and built specifically for fire and emergency applications. Our Appleton, Wisconsin facility has over 870,000 total square feet of floor space situated on approximately 105 acres of land. Our Bradenton, Florida facility has 300,000 square feet of floor space situated on approximately 38 acres of land.

Our beliefs in high ethical standards are carried through in all of our commitments and to everyone with whom we do business. Honesty, Integrity, Accountability and Citizenship are global tenets by which we all live and work. Consequently, we neither engage in, nor have we ever been convicted of price fixing, bid rigging, or collusion in any domestic or international fire apparatus market.

Pierce has only one brand of fire apparatus "Pierce", ensuring you are receiving top of the line product that meets your specification.

In accordance with the current edition of applicable NFPA standards, this proposal will specify whether the fire department, manufacturer, or apparatus dealership will provide required loose equipment.

Images and illustrative material in this proposal are as accurate as known at the time of publication but are subject to change without notice. Images and illustrative material are for reference only and may include optional equipment and accessories and may not include all standard equipment.

**GENERAL DESIGN AND CONSTRUCTION**

To control quality, ensure compatibility, and provide a single source for service and warranty, the custom cab, chassis, pump module and body will be entirely designed, assembled/welded and painted in Pierce owned manufacturing facilities. This includes, but not limited to the cab weldment, the pumphouse module assembly, the chassis assembly, the body and the electrical system.

**QUALITY AND WORKMANSHIP**

Pierce has set the pace for quality and workmanship in the fire apparatus field. Our tradition of building the highest quality units with craftsmen second to none has been the rule right from the beginning and we demonstrate that ongoing commitment by: Ensuring all steel welding follows American Welding Society D1.1-2004 recommendations for structural steel welding. All aluminum welding follows American Welding society and ANSI D1.2-2003 requirements for structural welding of aluminum. All sheet metal welding follows American welding Society B2.1-2000 requirements for structural welding of sheet metal. Our flux core arc welding uses alloy rods, type 7000 and is performed to American Welding Society standards A5.20-E70T1. Furthermore, all employees classified as welders are tested and certified to meet the American welding Society codes upon hire and every three (3) years thereafter. Pierce also employs and American Welding Society certified welding inspector in plant during working hours to monitor weld quality.

Pierce Manufacturing operates a Quality Management System under the requirements of ISO 9001. These standards sponsored by the International Organization for Standardization (ISO) specify the quality systems that are established by the manufacturer for design, manufacture, installation and service. A copy of the certificate of compliance is included with this proposal.

In addition to the Quality Management system, we also employ a Quality Achievement Supplier program to ensure the vendors and suppliers that we utilize meet the high standards we demand. That is just part of our overall "Quality at the Source" program at Pierce.

To demonstrate the quality of our products and services, a list of at least two (2) fire departments/municipalities that have purchased vehicles for a second time is provided.

**DELIVERY**

The apparatus will be delivered under its own power to ensure proper break-in of all components while the apparatus is still under warranty. A qualified delivery representative shall deliver the apparatus and remain for a sufficient length of time to instruct personnel in proper operation, care and maintenance of the equipment delivered.

**MANUAL AND SERVICE INFORMATION**

At time of delivery, complete operation and maintenance manuals covering the apparatus will be provided. A permanent plate will be mounted in the driver's compartment specifying the quantity and type of fluids required including engine oil, engine coolant, transmission, pump transmission lubrication, pump primer and drive axle.

**SAFETY VIDEO**

At the time of delivery Pierce will also provide one (1) 39-minute, professionally produced apparatus safety video, in DVD format. A link to the video is also available on the Pierce Training website. This video will address key safety considerations for personnel to follow when they are driving, operating, and maintaining the apparatus, including the following: vehicle pre-trip inspection, chassis operation, pump operation, aerial operation, and safety during maintenance.

**PERFORMANCE TESTS**

A road test will be conducted with the apparatus fully loaded and a continuous run of no less than

ten (10) miles. During that time the apparatus will show no loss of power, nor will it overheat. The transmission drive shaft or shafts and the axles will run quietly and be free of abnormal vibration or noise. The apparatus when fully loaded will not have less than 25 percent nor more than 50 percent on the front axle, and not less than 50 percent nor more than 75 percent on the rear axle. The apparatus will meet the current edition of applicable NFPA standards acceleration and braking requirements.

**SERVICE AND WARRANTY SUPPORT**

Pierce dealership support will be provided by Golden State EVS by operating in conjunction with a Pierce authorized service center. The service center will have factory-trained mechanics on staff versed in Pierce fire apparatus. The service facility will be located within fifty (50) miles of the fire department.

In addition to the dealership, Pierce has service facilities located in both, Weyauwega, Wisconsin and Bradenton, Florida. Pierce also maintains a dedicated parts facility of over 100,000 square feet in Appleton, Wisconsin. The parts facility stocks in excess of $5,000,000 in parts dedicated to service and replacement parts. The parts facility employs a staff dedicated solely for the distribution and shipment of service and replacement parts.

Service parts for the apparatus being proposed can be found via Pierceparts.com which, is an interactive online tool that delivers information regarding your specific apparatus as well as the opportunity to register for training classes.

As a Pierce customer you have the ability to view the complete bill of materials for your specific apparatus, including assembly drawings, piece part drawings, and beneficial parts notations. You will also have the ability to search the complete Pierce item master through a parts search function which offers all Pierce SKU's and descriptions offered on all Pierce apparatus. Published component catalogs, which include proprietary systems along with an extensive operator's manual library is available for easy reference.

Pierce Manufacturing maintains a dedicated service and warranty staff of over 35 personnel, dedicated to customer support, which also maintains a 24 hour 7 day a week toll free hot line, four (4) on staff EVTs, and offers hands-on repair and maintenance training classes multiple times a year.

**LIABILITY**

The successful bidder will defend any and all suits and assume all liability for the use of any patented process including any device or article forming a part of the apparatus or any appliance furnished under the contract.

**INSURANCE PROVIDED BY BIDDER**

**Commercial General Liability Insurance**

The successful bidder will, during the performance of the contract and for three (3) years following acceptance of the product, keep in force at least the following minimum limits of commercial general liability insurance:

Each Occurrence:
$1,000,000
Products/Completed Operations Aggregate:
$1,000,000
Personal and Advertising Injury:
$1,000,000
General Aggregate:
$2,000,000

Coverage will be written on a Commercial General Liability form. The policy will be written on an occurrence form and will include Contractual Liability coverage for bodily injury and property damage subject to the terms and conditions of the policy. The policy will include Owner as an additional insured when required by written contract.

**Commercial Automobile Liability Insurance**

The successful bidder will, during the performance of the contract, keep in force at least the following minimum limits of commercial automobile liability insurance and coverage will be written on a Commercial Automobile liability form:

Each Accident Combined Single Limit:
$1,000,000

**Umbrella/Excess Liability Insurance**

The successful bidder will, during the performance of the contract and for three (3) years following acceptance of the product, keep in force at least the following minimum limits of umbrella liability insurance:

Aggregate:
$3,000,000
Each Occurrence:
$3,000,000

The umbrella policy will be written on an occurrence basis and at a minimum provide excess to the bidder's General Liability and Automobile Liability policies.

The required limits can be provided by one (1) or more policies provided all other insurance requirements are met.

Coverage will be provided by a carrier(s) rated A- or better by A.M. Best.

All policies will provide a 30-day notice of cancellation to the named insured. The Certificate of Insurance will provide the following cancellation clause: Should any of the above described polices be cancelled before the expiration date thereof, notice will be delivered in accordance with the policy provisions.

Bidder agrees to furnish owner with a current Certificate of Insurance with the coverages listed above along with the bid. The certificate will show the purchaser as certificate holder.

**INSURANCE PROVIDED BY MANUFACTURER**

**Product Liability Insurance**

The manufacturer will, during the performance of the contract and for three (3) years following acceptance of the product, keep in force at least the following minimum limits of Product Liability insurance:

Each Occurrence:
$1,000,000
Products/Completed Operations Aggregate:
$1,000,000

Coverage will be written on a Commercial General Liability form. The policy will be written on an occurrence form. The manufacturer's policy will include the owner as additional insured when required by written contract between the Owner and a Pierce authorized dealer.

| | | |
|---|---|---|
| | | **Umbrella/Excess Liability Insurance**<br>The manufacturer will, during the performance of the contract and for three (3) years following acceptance of the product, keep in force at least the following minimum limits of umbrella liability insurance:<br>Each Occurrence:<br>$25,000,000<br>Aggregate:<br>$25,000,000<br>The umbrella policy will be written on an occurrence basis and provide excess to the manufacturer's General Liability/Products policies.<br>The required limits can be provided by one (1) or more policies provided all other insurance requirements are met.<br>Coverage will be provided by a carrier(s) rated A- or better by A.M. Best.<br>All policies will provide a 30-day notice of cancellation to the named insured. The Certificate of Insurance will provide the following cancellation clause: Should any of the above described polices be cancelled before the expiration date thereof, notice will be delivered in accordance with the policy provisions.<br>Manufacturer agrees to furnish owner with a current Certificate of Insurance with the coverages listed above along with the bid. The certificate will show the purchaser as the certificate holder. |
| 0661794 | Single Source Compliance | **SINGLE SOURCE MANUFACTURER**<br>Pierce Manufacturing, Inc. provides an integrated approach to the design and manufacture of our products that delivers superior apparatus and a dedicated support team. From our facilities, the chassis, cab weldment, cab, pumphouse (including the sheet metal enclosure, valve controls, piping and operators panel) and body will be entirely designed, tested, and hand assembled to the customer's exact specifications. The electrical system either hardwired or multiplexed, will be both designed and integrated by Pierce Manufacturing. The warranties relative to these major components (excluding component warranties such as engine, transmission, axles, pump, etc.) will be provided by Pierce as a single source manufacturer. Pierce's single source solution adds value by providing a fully engineered product that offers durability, reliability, maintainability, performance, and a high level of quality. |
| 0584456 | Manufacture Location, Appleton, Wisconsin | Your apparatus will be manufactured in Appleton, Wisconsin. |
| 0584452 | RFP Location: Appleton, Wisconsin | |
| 0588609 | Vehicle Destination, US | |
| 0670275 | Unit to be Similar in some Aspects, Excluding Pump Panel | **SPECIAL INSTRUCTIONS**<br>The apparatus being proposed will be designed and built to match the Job# 37089. However, some variation may be necessary due to changes in our manufacturing processes or our product offering. Revisions in NFPA guidelines and/or other regulations may also affect our ability to match the previous unit. |
| 0816491 | Comply NFPA 1900 Changes Effective Jan 1, 2024, With Exceptions | **NFPA 2024 STANDARDS**<br>This unit will comply with the NFPA standards effective January 1, 2024, except for fire department directed exceptions. These exceptions will be set forth in the Statement of Exceptions.<br>Certification of slip resistance of all stepping, standing and walking surfaces will be supplied with delivery of the apparatus.<br>All horizontal surfaces designated as a standing or walking surface that are greater than 48.00" above the ground must be defined by a 1.00" wide line along its outside perimeter. Perimeter markings and designated access paths to destination points will be identified on the customer approval print and are shown as approximate. Actual location(s) will be determined based on materials used and actual conditions at final build. Access paths may pass through hose storage areas and opening or removal of covers or restraints may be required. Access paths may require the operation of devices and equipment such as the aerial device or ladder rack.<br>A plate that is highly visible to the driver while seated will be provided. This plate will show the overall height, length, and gross vehicle weight rating.<br>The manufacturer will have programs in place for training, proficiency testing and performance for any staff involved with certifications.<br>An official of the company will designate, in writing, who is qualified to witness and certify test results. |
| 0533347 | Pumper/Pumper with Aerial Device Fire Apparatus | |
| 0588611 | Vehicle Certification, Pumper | |

| | | |
|---|---|---|
| 0661778 | Agency, Apparatus Certification, Pumper/Tanker, U.L. | **NFPA COMPLIANCY**<br>Apparatus proposed by the bidder will meet the applicable requirements of the National Fire Protection Association (NFPA) as stated in current edition at time of contract execution. Fire department's specifications that differ from NFPA specifications will be indicated in the proposal as "non-NFPA".<br>**PUMP TEST**<br>Underwriters Laboratory (UL) will test, approved, and certify the pump. The test results and the pump manufacturer's certification of hydrostatic test; the engine manufacturer's certified brake horsepower curve; and the pump manufacturer's record of pump construction details will be forwarded to the Fire Department.<br>**GENERATOR TEST**<br>If the unit has a generator, Underwriters Laboratory (UL) will test, approved, and certify the generator. The test results will be provided to the Fire Department at the time of delivery.<br>**BREATHING AIR TEST**<br>If the unit has breathing air, Pierce Manufacturing will draw an air sample from the air system and have the sample certified that the air quality meets the requirements of NFPA 1989, *Standard on Breathing Air Quality for Fire and Emergency Services Respiratory Protection.* |
| 0816495 | Certification, Vehicle Inspection Program, NFPA 1900 | **VEHICLE INSPECTION PROGRAM CERTIFICATION**<br>To assure the vehicle is built to current NFPA 1900 standards, the apparatus, in its entirety, will be third-party, independent, audit-certified through Underwriters Laboratory (UL) that it is built and complies to all applicable standards in the current edition. The certification includes: all design, production, operational, and performance testing of not only the apparatus, but those components that are installed on the apparatus.<br>A placard will be affixed in the driver's side area stating the third party agency, the date, the standard and the certificate number of the whole vehicle audit. |
| 0536644 | Customer Service Website | **AFTERMARKET SUPPORT WEBSITE**<br>Pierceparts.com will provide Pierce authorized dealer access to comprehensive information pertaining to the maintenance and service of their customer's apparatus. This tool will provide the Pierce authorized dealer the ability to service and support their customers to the best of their ability with factory support at their fingertips.<br>Pierceparts.com is also accessible to the end user through the guest login. Limited access is available and vehicle specific parts information accessible by entering a specific VIN number. All end users should see their local authorized Pierce dealer for additional support and service.<br>The website will consist of the following screens at the dealer level:<br>**My Fleet Screen**<br>The My Fleet screen will provide access to truck detail information on the major components of the vehicle, warranty information, available vehicle photographs, vehicle drawings, sales options, applicable vehicle software downloads, etc.<br>**Parts Screens**<br>The Parts screens will provide parts look-up capability of Pierce Manufacturing sourced items, with the aid of digital photographs, part drawings and assembly drawings. The parts search application will permit the searching of parts by item description or function group (major system category). The parts application will provide the ability to submit electronically a parts order, parts quote, or parts return request directly to Pierce Manufacturing for processing.<br>**Warranty Screen**<br>The Warranty screens will provide dealers the ability to submit electronically warranty claims directly to Pierce Manufacturing for reimbursement.<br>**My Reports Screens**<br>The My Reports screens will provide access to multiple dealer reports to allow the dealership to maintain communication with the customer on the status of orders, claims, and phone contacts.<br>**Technical Support Screens**<br>The Technical Support screens will provide access to all currently published Operation and Maintenance and Service Publications. Access to Pierce Manufacturing Service Bulletins and Work Instructions, containing information on current service topics and recommendations will be provided.<br>**Training**<br>The Training screens will provide access to upcoming training classes offered by Pierce Manufacturing along with interactive electronic learning modules (Operators Guides) covering the operation of major vehicle components will be provided. Access to training manuals used in Pierce Manufacturing training classes will be provided.<br>**About Pierce**<br>Access to customer service articles, corporate news, quarterly newsletters, and key contacts within the Customer Service Department will be provided. The current Customer Service Policy and Procedure Manual, detailing the operation of the Customer Service group will also be accessible. |
| 0620362 | Consortium, HGAC | |
| 0537375 | Unit of Measure, US Gallons | |

| | | |
|---|---|---|
| 0030006 | Bid Bond Not Requested | **BID BOND NOT REQUESTED**<br>A bid bond will not be included. If requested, the following will apply:<br>All bidders will provide a bid bond as security for the bid in the form of a 5 percent bid bond to accompany their bid. This bid bond will be issued by a Surety Company who is listed on the U.S. Treasury Departments list of acceptable sureties as published in Department Circular 570. The bid bond will be issued by an authorized representative of the Surety Company and will be accompanied by a certified power of attorney dated on or before the date of bid. The bid bond will include language, which assures that the bidder/principal will give a bond or bonds as may be specified in the bidding or contract documents, with good and sufficient surety for the faithful performance of the contract, including the Basic One (1) Year Limited Warranty, and for the prompt payment of labor and material furnished in the prosecution of the contract.<br>Notwithstanding any document or assertion to the contrary, any surety bond related to the sale of a vehicle will apply only to the Basic One (1) Year Limited Warranty for such vehicle. Any surety bond related to the sale of a vehicle will not apply to any other warranties that are included within this bid (OEM or otherwise) or to the warranties (if any) of any third party of any part, component, attachment or accessory that is incorporated into or attached to the vehicle. In the event of any contradiction or inconsistency between this provision and any other document or assertion, this provision will prevail. |
| 0816571 | Performance Bond, 100% with 25% Warranty Bond, 1 Yr, and Payment Bond, PPI Terms | **PERFORMANCE BOND, 1 YEAR**<br>The successful bidder will furnish a Performance and Payment bond (Bond) equal to 100 percent of the total contract amount within 30 days of the notice of award. Such Bond will be in a form acceptable to the Owner and issued by a surety company included within the Department of Treasury's Listing of Approved Sureties (Department Circular 570) with a minimum A.M. Best Financial Strength Rating of A and Size Category of XV. In the event of a bond issued by a surety of a lesser Size Category, a minimum Financial Strength rating of A+ is required.<br>Bidder and Bidder's surety agree that the Bond issued hereunder, whether expressly stated or not, also includes the surety's guarantee of the vehicle manufacturer's Basic One (1) Year Limited Warranty period included within this proposal. Owner agrees that the penal amount of this bond will be simultaneously amended to 25 percent of the total contract amount upon satisfactory acceptance and delivery of the vehicle(s) included herein. Notwithstanding anything contained within this contract to the contrary, the surety's liability for any warranties of any type will not exceed one (1) year from the date of such satisfactory acceptance and delivery, or the actual Basic One (1) Year Limited Warranty period, whichever is shorter.<br>Due to global supply chain constraints, any delivery date contained herein is a good faith estimate as of the date of this order/contract, and merely an approximation based on current information. Delivery updates will be made available, and a final firm delivery date will be provided as soon as possible.<br>If the Producer Price Index of Components for Manufacturing [www.bls.gov Series ID: WPUID6112] ("PPI") has increased at a compounded annual growth rate of 5.0% or more between the month Pierce accepts the order ("Order Month") and a month 14 months prior to the then predicted Ready For Pickup date ("Evaluation Month"), then pricing may be updated in an amount equal to the increase in PPI over 5.0% for each year or fractional year between the Order Month and the Evaluation Month.<br>The seller will document any such updated price for the customer's approval before proceeding and provide an option to cancel the order. |
| 0000007 | Approval Drawing | **APPROVAL DRAWING**<br>A drawing of the proposed apparatus will be prepared and provided to the purchaser for approval before construction begins. The Pierce sales representative will also be provided with a copy of the same drawing. The finalized and approved drawing will become part of the contract documents. This drawing will indicate the chassis make and model, location of the lights, siren, horns, compartments, major components, etc.<br>A "revised" approval drawing of the apparatus will be prepared and submitted by Pierce to the purchaser showing any changes made to the approval drawing. |
| 0002928 | Electrical Diagrams | **ELECTRICAL WIRING DIAGRAMS**<br>Two (2) electrical wiring diagrams, prepared for the model of chassis and body, will be provided. |
| 0649754 | Enforcer Chassis | **ENFORCER CHASSIS**<br>The Pierce Enforcer™ is the custom chassis developed exclusively for the fire service. Chassis provided will be a new, tilt-type custom fire apparatus. The chassis will be manufactured in the apparatus body builder's facility eliminating any split responsibility. The chassis will be designed and manufactured for heavy-duty service, with adequate strength, capacity for the intended load to be sustained, and the type of service required. The chassis will be the manufacturer's first line tilt cab. |
| 0000110 | Wheelbase | **WHEELBASE**<br>The wheelbase of the vehicle will be 191.50". |
| 0000070 | GVW Rating | **GVW RATING**<br>The gross vehicle weight rating will be 43,500 lbs. |

| | | |
|---|---|---|
| 0729280 | Frame Rails, 13.38 x 3.50 x .375, Enforcer | **FRAME**<br>The chassis frame will be built with two (2) steel channels bolted to five (5) cross members or more, depending on other options of the apparatus. The side rails will have a 13.38" tall web over the front and mid sections of the chassis, with a continuous smooth taper to 10.75" over the rear axle. Each rail will have a section modulus of 25.992 cubic inches and a resisting bending moment (rbm) of 3,119,040 in-lb over the critical regions of the frame assembly, with a section modulus of 18.96 cubic inches with an rbm of 2,275,200 in-lb over the rear axle. The frame rails will be constructed of 120,000 psi yield strength heat-treated 0.38" thick steel with 3.50" wide flanges. |
| 0020018 | Frame Liner Not Req'd | |
| 0630705 | Axle, Front, Oshkosh TAK-4, Non Drive, 19,500 lb, Enforcer | **FRONT NON DRIVE AXLE**<br>The Oshkosh TAK-4® front axle will be of the independent suspension design with a ground rating of 19,500 lb.<br>Upper and lower control arms will be used on each side of the axle. Upper control arm castings will be made of 100,000-psi yield strength 8630 steel and the lower control arm casting will be made of 55,000-psi yield ductile iron.<br>The center cross members and side plates will be constructed out of 80,000-psi yield strength steel.<br>Each control arm will be mounted to the center section using elastomer bushings. These rubber bushings will rotate on low friction plain bearings and be lubricated for life. Each bushing will also have a flange end to absorb longitudinal impact loads, reducing noise and vibrations.<br>There will be nine (9) grease fittings supplied, one (1) on each control arm pivot and one (1) on the steering gear extension.<br>The upper control arm will be shorter than the lower arm so that wheel end geometry provides positive camber when deflected below rated load and negative camber above rated load. Camber at load will be zero degrees for optimum tire life.<br>The ball joint bearing will be of low friction design and be maintenance free.<br>Toe links that are adjustable for alignment of the wheel to the center of the chassis will be provided.<br>The wheel ends must have little to no bump steer when the chassis encounters a hole or obstacle.<br>The steering linkage will provide proper steering angles for the inside and outside wheel, based on the vehicle wheelbase.<br>The axle will have a turning angle of up to 45 degrees. |
| 0030264 | Suspension, Front TAK-4, 19,500 lb, Qtm/AXT/Imp/Vel/Enf/SFR | **FRONT SUSPENSION**<br>Front Oshkosh TAK-4™ independent suspension will be provided with a minimum ground rating of 19,500 lb.<br>The independent suspension system will be designed to provide maximum ride comfort. The design will allow the vehicle to travel at highway speeds over improved road surfaces and at moderate speeds over rough terrain with minimal transfer of road shock and vibration to the vehicle's crew compartment.<br>Each wheel will have torsion bar type spring. In addition, each front wheel end will also have energy absorbing jounce bumpers to prevent bottoming of the suspension.<br>The suspension design will be such that there is at least 10.00" of total wheel travel and a minimum of 3.75" before suspension bottoms.<br>The torsion bar anchor lock system allows for simple lean adjustments, without the use of shims. One can adjust for a lean within 15 minutes per side. Anchor adjustment design is such that it allows for ride height adjustment on each side.<br>The independent suspension was put through a durability test that simulated 140,000 miles of inner city driving. |
| 0087572 | Shock Absorbers, KONI, TAK-4, Qtm/AXT/Imp/Vel/Enf | **FRONT SHOCK ABSORBERS**<br>KONI heavy-duty telescoping shock absorbers will be provided on the front suspension. |
| 0000322 | Oil Seals, Front Axle | **FRONT OIL SEALS**<br>Oil seals with viewing window will be provided on the front axle. |
| 0802633 | Tires, Front, Goodyear, Armor Max MSA, 385/65R22.50, 18 ply, Fire Ser. Load Rtg | **FRONT TIRES**<br>Front tires will be Goodyear 385/65R22.5 radials, 18 ply Armor Max MSA tread, rated for 20,050 lb maximum axle load and 68 mph maximum speed. |
| 0019611 | Wheels, Front, Alcoa, 22.50" x 12.25", Aluminum, Hub Pilot | The tires will be mounted on Alcoa 22.50" x 12.25" polished aluminum disc type wheels with a ten (10) stud, 11.25" bolt circle. |
| 0530458 | Axle, Rear, Meritor RS24-160, 24,000 lb, Saber/Enforcer | **REAR AXLE**<br>The rear axle will be a Meritor™, Model RS-24-160, with a capacity of 24,000 lb. |
| 0544253 | Top Speed of Vehicle, 68 MPH /109 KPH | **TOP SPEED OF VEHICLE**<br>A rear axle ratio will be furnished to allow the vehicle to reach a top speed of 68 mph / 109 kph. |

| | | |
|---|---|---|
| 0565379 | Suspen, Rear, Single Slipper Spring, 24,000 lb, Saber/Enforcer | **REAR SUSPENSION**<br>The rear suspension will be Standens, semi-elliptical, 3.00" wide x 52.50" long, with a ground rating of 24,000 lb. The spring hangers will be castings.<br>The two (2) top leaves will wrap the forward spring hanger pin, and the rear of the spring will be a slipper style end that will ride in a rear slipper hanger.<br>A steel encased rubber bushing will be used in the spring eye. The steel encased rubber bushing will be maintenance free and require no lubrication. |
| 0000485 | Oil Seals, Rear Axle | **REAR OIL SEALS**<br>Oil seals will be provided on the rear axle(s). |
| 0782552 | Tires, Rear, Goodyear, Endurance RSA, 12R22.50, LRH, Single | **REAR TIRES**<br>Rear tires will be four (4) Goodyear 12R22.50 radials, load range H, Endurance RSA highway tread, rated for 27,120 lb maximum axle load and 75 mph maximum speed. |
| 0019625 | Wheels, Rear, Alcoa, 22.50" x 8.25", Aluminum, Hub Pilot, Single | The tires will be mounted on Alcoa 22.50" x 8.25" polished aluminum disc wheels with a ten (10) stud 11.25" bolt circle. |
| 0568081 | Tire Balancing, Counteract Beads | **TIRE BALANCE**<br>All tires will be balanced with Counteract balancing beads. The beads will be inserted into the tire and eliminate the need for wheel weights. |
| 0620570 | Tire Pressure Monitoring, RealWheels, AirSecure, Valve Cap, Single Axle | **TIRE PRESSURE MANAGEMENT**<br>There will be a RealWheels LED AirSecure™ tire alert pressure management system provided, that will monitor each tire's pressure. A sensor will be provided on the valve stem of each tire for a total of six (6) tires.<br>The sensor will calibrate to the tire pressure when installed on the valve stem for pressures between 10 and 200 psi. The sensor will activate an integral battery operated LED when the pressure of that tire drops 5 to 8 psi.<br>Removing the cap from the sensor will indicate the functionality of the sensor and battery. If the sensor and battery are in working condition, the LED will immediately start to flash. |
| 0801909 | Lug Nut, Covers, Chrome | **CHROME LUG NUT COVERS**<br>Chrome lug nut covers will be supplied on front and rear wheels. |
| 0003245 | Axle Hub Covers w/center hole, S/S, Front Axle | **FRONT HUB COVERS**<br>Stainless steel hub covers will be provided on the front axle. An oil level viewing window will be provided. |
| 0001960 | Axle Hub Covers, Rear, S/S, High Hat (Pair) | **REAR HUB COVERS**<br>A pair of stainless steel high hat hub covers will be provided on rear axle hubs. |
| 0012045 | Mud Flap, Rear, Pierce Logo | **MUD FLAPS**<br>Mud flaps with a Pierce logo will be installed behind the rear wheels. |
| 0544802 | Chocks, Wheel, SAC-44-E, Folding, (Up to 44" Diameter Tires) | **WHEEL CHOCKS**<br>There will be one (1) pair of folding Ziamatic, Model SAC-44-E, aluminum alloy, Quick-Choc wheel blocks, with easy-grip handle provided. |
| 0544806 | Mounting Brackets, Chocks, SAC-44-E, Folding, Horizontal | **Wheel Chock Brackets**<br>There will be one (1) pair of Zico, Model SQCH-44-H, horizontal mounting wheel chock brackets provided for the Ziamatic, Model SAC-44-E, folding wheel chocks. The brackets will be made of aluminum and consist of a quick release spring loaded rod to hold the wheel chocks in place. The brackets will be mounted one (1) forward and one (1) rearward of the left side rear tire. |

| | | |
|---|---|---|
| 0820509 | ESC/ABS/ATC Wabco Brake System, Single Rear Axle, NFPA 1900/ULC | **ELECTRONIC STABILITY CONTROL**<br>A vehicle control system will be provided as an integral part of the ABS brake system from Meritor Wabco.<br>The system will monitor and update the lateral acceleration of the vehicle and compare it to a critical threshold where a side roll event may occur. If the critical threshold is met, the vehicle control system will automatically reduce engine RPM, engage the engine retarder (if equipped), and selectively apply brakes to the individual wheel ends of the front and rear axles to reduce the possibility of a side roll event.<br>The system will monitor directional stability through a lateral accelerometer, steer angle sensor and yaw rate sensor. If spinout or drift out is detected, the vehicle control system will selectively apply brakes to the individual wheel ends of the front and rear axles to bring the vehicle back to its intended direction.<br>**ANTI-LOCK BRAKE SYSTEM**<br>The vehicle will be equipped with a Wabco 4S4M, anti-lock braking system. The ABS will provide a four (4) channel anti-lock braking control on both the front and rear wheels. A digitally controlled system that utilizes microprocessor technology will control the anti-lock braking system. Each wheel will be monitored by the system. When any wheel begins to lockup, a signal will be sent to the control unit. This control unit will then reduce the braking of that wheel for a fraction of a second and then reapply the brake. This anti-lock brake system will eliminate the lockup of any wheel thus helping to prevent the apparatus from skidding out of control.<br>**AUTOMATIC TRACTION CONTROL**<br>An anti-slip feature will be included with the ABS. The Automatic Traction Control will be used for traction in poor road and weather conditions. The Automatic Traction Control will act as an electronic differential lock that will not allow a driving wheel to spin, thereby supplying traction at all times. The ABS electronic control unit (ECU) will work with the engine ECU, sharing information concerning wheel slip. Engine ECU will use information to control engine speed, allowing only as much throttle application as required for the available traction, regardless of how much the driver is asking for. An "off road traction" switch will be provided on the instrument panel. Activation of the switch will allow additional tire slip to let the truck climb out and get on top of deep snow or mud. |
| 0030185 | Brakes, Knorr/Bendix 17", Disc, Front, TAK-4 | **BRAKES**<br>The service brake system will be full air type.<br>The front brakes will be Knorr/Bendix disc type with a 17.00" ventilated rotor for improved stopping distance.<br>The brake system will be certified, third party inspected, for improved stopping distance. |
| 0509206 | Brakes, Meritor, EX225, Disc Plus, Rear, Single Axle | The rear brakes will be Meritor™, Disc Plus, Model EX225, disc operated with automatic slack adjusters and a 17.00" ventilated rotor for improved stopping distance. |
| 0735527 | Air Compressor, Brake, Wabco 26.8 CI, Paccar | **AIR COMPRESSOR, BRAKE SYSTEM**<br>The air compressor will be a Wabco single piston compressor with a 26.8 CI displacement. |
| 0644232 | Brake Reservoirs, 4,272 Cubic Inch Minimum Capacity, Saber FR/Enforcer | **BRAKE SYSTEM**<br>The brake system will include:<br>Brake treadle valve<br>Heated automatic moisture ejector on air dryer<br>Total air system minimum capacity of 4,272 cubic inches<br>Two (2) air pressure gauges with a red warning light and an audible alarm, that activates when air pressure falls below 60 psi<br>Spring set parking brake system<br>Parking brake operated by a push-pull style control valve<br>A parking "brake on" indicator light on instrument panel<br>Park brake relay/inversion and anti-compounding valve, in conjunction with a double check valve system, with an automatic spring brake application at 40 psi<br>A pressure protection valve to prevent all air operated accessories from drawing air from the air system when the system pressure drops below 80 psi (550 kPa)<br>1/4 turn drain valves on each air tank<br>The air tank will be primed and painted to meet a minimum 750 hour salt spray test.<br>The air tanks will be painted black #98.<br>To reduce the effects of corrosion, the air tank will be mounted with stainless steel brackets. |
| 0587034 | Air Dryer, Bendix, AD-IP w/Heat, 2010 | **BRAKE SYSTEM AIR DRYER**<br>The air dryer will be a Bendix AD-IP, with coalescing filter and heater. |
| 0000790 | Brake Lines, Nylon | **BRAKE LINES**<br>Color-coded nylon brake lines will be provided. The lines will be wrapped in a heat protective loom in the chassis areas that are subject to excessive heat. |
| 0020851 | Not Required, Air Inlet | |

| | | |
|---|---|---|
| 0000860 | Outlet, Air, with shut off valve | **AIR OUTLET**<br>One (1) air outlet will be installed with a female coupling and shut off valve, located on the driver side pump panel. This system will tie into the "wet" tank of the brake system and include an 85-psi pressure protection valve in the outlet line to prevent the brake system from losing all air.<br>Female coupling and male fitting will be .25" thread.<br>A mating male fitting will be provided with the loose equipment. |
| 0646276 | Box, Recessed, Smooth Alum, for Air Fitting | **RECESSED BOX FOR AIR FITTING**<br>One (1) air outlet will have an smooth aluminum recessed box provided. The box(es) will allow the air fitting to be recessed inside the stepwell to prevent damage. LS pump panel. |
| 0014130 | Air Tank, Additional for Extra Air Horn Capacity | **ADDITIONAL AIR TANK FOR AIR HORN**<br>An additional air tank with 1,454 cubic inch displacement will be provided to increase the capacity of the air system. This tank will be dedicated for air horn use.<br>The air tank will be primed and painted to meet a minimum 750 hour salt spray test. To reduce the effects of corrosion, the air tank will be mounted with stainless steel brackets.<br>The air tank(s) will be painted black #101.<br>The output flow of the engine air compressor varies with engine rpm. Full compressor output is only achieved at governed engine speed. Engine speed may be limited by generators, pumps and other PTO driven options. |
| 0675244 | All Wheel Lock-up, Single Prk Brk Control | **ALL WHEEL LOCK-UP**<br>An all wheel lock-up system will be installed which will apply air to the front brakes and use the spring brake at the rear.<br>Front brakes will apply when standard rear parking brake control valve is activated. |
| 0055486 | Drain, Remote Air Tank, w/Pull Cable, All Tanks | **REMOTE AIR TANK DRAIN**<br>There will be a remote cable controlled drain valve installed on each air supply reservoir. The drain valve will be actuated from the side of the vehicle and be a vinyl covered stainless steel cable, firmly attached to the underside of the vehicle. A loop will be provided at the cable end for ease of pulling the drain. |
| 0615609 | Fittings, Compression Type, Entire Apparatus, Single Rear Axle | **COMPRESSION FITTINGS ONLY**<br>Any nylon tube on the apparatus that is pneumatic will be plumbed with compression type fittings where applicable. Push lock fittings will not be acceptable for any pneumatic nylon tube plumbing. |
| 0808515 | Engine, Paccar MX, 510HP, 1850 lb-ftW/OBD, EPA 2027, Saber FR/Enforcer | **ENGINE**<br>The chassis will be powered by an electronically controlled engine as described below:<br>Make:<br>Paccar<br>Model:<br>MX<br>Power:<br>510 hp at 1600rpm<br>Torque:<br>1850 lb-ft at 1000rpm<br>Governed Speed:<br>1900 rpm<br>Emissions Certification:<br>EPA 2027<br>Fuel:<br>Diesel<br>Cylinders:<br>Six (6)<br>Displacement:<br>13.7L<br>Starter:<br>DP60<br>Fuel Filters:<br>Dual cartridge style with check valve, water separator, and water in fuel sensor<br>The engine will include On-board diagnostics (OBD), which provides self diagnostic and reporting. The system will give the owner or repair technician access to state of health information for various vehicle sub systems. The system will monitor vehicle systems, engine and after treatment. The system will illuminate a malfunction indicator light on the dash console if a problem is detected. |
| 0811409 | Not Required, Engine Contingency Adjustment | |

| | | |
|---|---|---|
| 0001244 | High Idle w/Electronic Engine, Custom | **HIGH IDLE**<br>A high idle switch will be provided, inside the cab, on the instrument panel, that will automatically maintain a preset engine rpm. A switch will be installed, at the cab instrument panel, for activation/deactivation.<br>The high idle will be operational only when the parking brake is on and the truck transmission is in neutral. A green indicator light will be provided, adjacent to the switch. The light will illuminate when the above conditions are met. The light will be labeled "OK to Engage High Idle." |
| 0735687 | Engine Brake, Fully Integrated, Paccar MX13 Engine | **ENGINE BRAKE**<br>The compression release brake option is a fully integrated MX engine braking system. It utilizes the turbocharger and back pressure valve, but adds in a hydraulically operated compression brake to increase overall retarding power.<br>To maximize the effectiveness of the compression brake the MX engine brake system works in conjunction with the turbocharger and back pressure valve.<br>The driver will be able to turn the engine brake system on/off and have a high, medium and low setting. |
| 0644227 | Clutch, Fan, Air Actuated, Saber FR/Enforcer | **CLUTCH FAN**<br>A fan clutch will be provided. The fan clutch will be automatic when the pump transmission is in "Road" position, and constantly engaged when in "Pump" position. |
| 0644573 | Air Intake, Water & Ember Screen, Saber FR/Enforcer | **ENGINE AIR INTAKE**<br>The engine air intake will be located above the engine cooling package. It will draw fresh air from the front of the apparatus through the radiator grille.<br>The ember separator is designed to prevent road dirt and recirculating hot air from entering the engine.<br>The ember separator will be easily accessible by tilting the cab. |
| 0814375 | Exhaust System, Horizontal, Right Side | **EXHAUST SYSTEM**<br>The exhaust system will be stainless steel from the turbo to the engine's aftertreatment device.<br>The exhaust system will include an aftertreatment device to meet current EPA standards. An insulation wrap will be provided on all exhaust pipe between the turbo and the aftertreatment device to minimize the transfer of heat to the cab.<br>The exhaust will terminate horizontally ahead of the right side rear wheels and will be flush with the body rub rail. The exhaust pipes will be aluminized steel.<br>There will be an aluminized steel exhaust diffuser reduced to 5.00" in the center to accommodate the fire department's air recovery system with a standard straight tip on the end provided to reduce the temperature of the exhaust as it exits. Heat deflector shields will be provided to isolate chassis and body components from the heat of the tailpipe diffuser. |
| 0816170 | Adapter, Exhaust, Magnegrip, for 7" Diffuser Outlet | **EXHAUST MODIFICATION**<br>An adapter for the Magnegrip exhaust extraction system will be provided on the end of the tail pipe. |
| 0788765 | Radiator, Saber FR/Enforcer | **RADIATOR**<br>The radiator and the complete cooling system will meet or exceed the current edition of applicable NFPA and engine manufacturer cooling system standards.<br>For maximum corrosion resistance and cooling performance, the entire radiator core will be constructed using long life aluminum alloy. The radiator core will consist of aluminum fins, having a serpentine design, brazed to aluminum tubes.<br>The radiator core will have a minimum front area of 1060 square inches.<br>Supply tank will be made of heavy duty glass-reinforced nylon and the return tank will be made of aluminum. Both tanks will be crimped onto the core assembly using header tabs and a compression gasket to complete the radiator core assembly. There will be a full steel frame around the inserts to enhance cooling system durability and reliability.<br>The radiator will be compatible with commercial antifreeze solutions.<br>The radiator assembly will be isolated from the chassis frame rails with rubber isolators to prevent the development of leaks caused by twisting or straining when the apparatus operates over uneven terrain.<br>The radiator will include a de-aeration/expansion tank. For visual coolant level inspection, the radiator will have a built-in sight glass. The radiator will be equipped with a 15 psi pressure relief cap.<br>A drain port will be located at the lowest point of the cooling system and/or the bottom of the radiator to permit complete flushing of the coolant from the system.<br>Shields or baffles will be provided to prevent recirculation of hot air to the inlet side of the radiator. |
| 0001090 | Cooling Hoses, Rubber | **COOLANT LINES**<br>Gates, or Goodyear, rubber hose will be used for all engine coolant lines installed by Pierce Manufacturing.<br>Hose clamps will be stainless steel constant torque type to prevent coolant leakage. They will expand and contract according to coolant system temperature thereby keeping a constant clamping pressure on the hose. |

| | | | |
|---|---|---|---|
| 0579673 | | Fuel Tank, 75 Gallon, Dual Fills | **FUEL TANK**<br>A 75 gallon fuel tank will be provided and mounted at the rear of the chassis. The tank will be constructed of 12-gauge, hot rolled steel. It will be equipped with swash partitions and a vent. To eliminate the effects of corrosion, the fuel tank will be mounted with stainless steel straps.<br>A .75" drain plug will be provided in a low point of the tank for drainage.<br>A fill inlet will be located on the left hand and right hand side of the body and be covered with a hinged, spring loaded, stainless steel door that is marked "Ultra Low Sulfur - Diesel Fuel Only."<br>A .50" diameter vent will be provided running from top of tank to just below fuel fill inlet.<br>The tank will meet all FHWA 393.67 requirements, including a fill capacity of 95 percent of tank volume. |
| 0001129 | | Lines, Fuel | All fuel lines will be provided as recommended by the engine manufacturer. |
| 0816033 | SP | DEF Tank, 6.0 Gallon, LS Fill, Rear of Axle, Common Door, Paccar, Latch Feature | **DIESEL EXHAUST FLUID TANK**<br>A 6.0 gallon diesel exhaust fluid (DEF) tank will be provided and mounted in the driver's side body rearward of the rear axle.<br>A fill inlet will be provided and marked "Diesel Exhaust Fluid Only". The fill inlet will be located adjacent to the engine fuel inlet behind a common hinged, spring loaded, painted door on the driver side of the vehicle.<br>The selector flap within the common area for the fuel and DEF fills will have SouthCo C2 black raised trigger lever latch. The latch will be provided so that the selector flap will be latched when the flap is in the position over the DEF fill.<br>The tank will meet the engine manufacturers requirement for 10 percent expansion space in the event of tank freezing.<br>The tank will include an integrated heater unit that utilizes engine coolant to thaw the DEF in the event of freezing. |
| 0552793 | | Not Required, Fuel Priming Pump | |
| 0552712 | | Not Required, Shutoff Valve, Fuel Line | |
| 0699437 | | Cooler, Chassis Fuel, Not Req'd. | |
| 0011125 | | Door, Fuel Fill Painted Job Color | **FUEL FILL DOOR**<br>Fuel fill door will be painted job color. |
| 0672449 | | Label, "DEF Only", Blue Letters | **DEF DOOR LABEL**<br>A label will be provided On DEF/Fuel divider flap. It will read "DEF Only". |
| 0597656 | | Fuel Lines, Extended, Pumper/Aerial | **FUEL LINES**<br>The fuel lines for the fuel tank will be a minimum of 4' longer than standard. This will allow the lines to be coiled above the fuel tank and aid in an easier removal of the fuel tank if necessary. |
| 0690880 | | No Selection Required From This Category | |
| 0887546 | | Trans, Allison 6th Gen, 4000 EVS P, w/Prognostics, Imp/Vel/SFR/Enf | **TRANSMISSION**<br>An Allison 6th generation, Model EVS 4000P, electronic, torque converting, automatic transmission will be provided.<br>The transmission will be equipped with prognostics to monitor oil life, filter life, and transmission health. A wrench icon on the shift selector's digital display will indicate when service is due.<br>Two (2) PTO openings will be located on left side and top of converter housing (positions 8 o'clock and 1 o'clock).<br>A transmission temperature gauge with an amber light and buzzer will be installed on the cab instrument panel. |
| 0510877 | | Transmission, Shifter, 6-Spd, Push Button w/4+2 mode | **TRANSMISSION SHIFTER**<br>A six (6)-speed push button shift module with the 4 + 2 "Mode" button will be mounted to right of driver on console. Shift position indicator will be indirectly lit for after dark operation.<br>The Allison shifter will be a "double-digit" display model.<br>The transmission ratio will be 1st - 3.51 to 1.00, 2nd - 1.91 to 1.00, 3rd - 1.43 to 1.00, 4th - 1.00 to 1.00, 5th - 0.75 to 1.00, 6th - 0.64 to 1.00, R - 4.80 to 1.00. |
| 0684459 | | Transmission Oil Cooler, Modine, External | **TRANSMISSION COOLER**<br>A Modine plate and fin transmission oil cooler will be provided using engine coolant to control the transmission oil temperature. |

| | | |
|---|---|---|
| 0559012 | Program, Transmission, Shift To Neutral, With Prk Brk | **TRANSMISSION PROGRAM**<br>The transmission will shift to neutral when parking brake is set. |
| 0001375 | Driveline, Spicer 1810 | **DRIVELINE**<br>Drivelines will be a heavy-duty metal tube and be equipped with Spicer® 1810 universal joints. The shafts will be dynamically balanced before installation.<br>A splined slip joint will be provided in each driveshaft where the driveline design requires it. The slip joint will be coated with Glidecoat® or equivalent. |
| 0734211 | Steering, Sheppard M110 w/Tilt, TAK-4, Paccar Pump, w/Cooler, Paccar | **STEERING**<br>Dual Sheppard, Model M110, steering gears, with integral heavy-duty power steering, will be provided. For reduced system temperatures, the power steering will incorporate an air to oil cooler and Paccar hydraulic pump with integral pressure and flow control. All power steering lines will have wire braded lines with crimped fittings.<br>A tilt and telescopic steering column will be provided to improve fit for a broader range of driver configurations. |
| 0605356 | Steering Wheel, 4 Spoke without Controls, Saber FR/Enforcer | **STEERING WHEEL**<br>The steering wheel will be 18.00" in diameter, have tilting and telescoping capabilities, and a 4-spoke design. |
| 0690274 | Logo/Emblem, on Dash | **LOGO AND CUSTOMER DESIGNATION ON DASH**<br>The dash panel will have an emblem containing the Pierce logo and customer name. The emblem will have three (3) rows of text for the customer's department name. There will be a maximum of eight (8) characters in the first row, 11 characters in the second row and 11 characters in the third row.<br>The first row of text will be: -<br>The second row of text will be: Suisun City<br>The third row of text will be: Fire Department |
| 0630342 | Bumper, 16" Extended, Steel Painted, Saber FR/Enforcer | **BUMPER**<br>A one (1) piece bumper manufactured from 0.25" formed steel with a 0.38" bend radius will be provided. The bumper will be a minimum of 10.00" high with a 1.50" top and bottom flange, and will extend 16.00" from the face of the cab. The bumper will be 95.28" wide with 45 degree corners and side plates.<br>To provide adequate support strength, the bumper will be mounted directly to the front of the C channel frame. The frame will be a bolted modular extension frame constructed of 50,000 psi tensile steel.<br>The bumper will be metal finished and painted to match the lower job color of the apparatus.<br>**Gravel Pan**<br>A gravel pan, constructed of bright aluminum treadplate, will be furnished between the bumper and the cab face. The pan will be properly supported from the underside to prevent flexing and vibration. |
| 0640199 | Tray, Hose, Center, 16" Bumper, Outside Air Horns | **CENTER HOSE TRAY**<br>A hose tray, constructed of aluminum, will be placed in the center of the bumper extension.<br>The tray will have a capacity of 100' of 1.75" double jacket cotton-polyester hose.<br>Black rubber grating will be provided at the bottom of the tray. Drain holes are also provided. |
| 0630809 | Cover, Aluminum Treadplate, One (1) D-Ring Latch, Hose Tray, Notched | **Center Hose Tray Cover**<br>A bright aluminum treadplate cover will be provided over the center hose tray.<br>The cover will be "notched" allowing the hose to be pre connected to hose connection.<br>The cover will be attached with a stainless steel hinge.<br>A D-ring latch will secure the cover in the closed position and a pneumatic stay arm will hold the cover in the open position. The arm will be located Front bumper hose tray. |
| 0614646 | No Lift & Tow Package, Imp/Vel, AXT, SFR/Enf | |
| 0072306 | Tow Eyes, Chrome, Extended Out Front of Bumper | **TOW EYES**<br>Two (2) chrome tow eyes will be mounted through the front face of the bumper.<br>The inner and outer edges of the tow eyes will have a .25" radius.<br>Tow eyes will be mounted directly to the bumper frame.<br>Cutouts will be provided in the front face of stainless steel bumper to allow tow eyes to extend out the front.<br>The tow eyes will be designed and positioned to allow up to a 9,000 lb straight horizontal pull in line with the centerline of the vehicle. The tow eyes will not be used for lifting of the apparatus. |
| 0532853 | Recess, Side Zone Warning Light, In Side of Extended Bumper | **SIDE ZONE LIGHT MOUNTING**<br>The front lower warning lights on each side will be recessed into the side of the bumper extension to protect the light from damage.<br>The recessed bracket will be made of painted smooth aluminum. |

| | | |
|---|---|---|
| 0692444 | Recess, Front/Side Warning Light, In Angled Corner of Bumper | **SIDE ZONE LIGHT MOUNTING**<br>The front warning lights on each side will be recessed into the angled portion of the bumper extension to protect the light from damage.<br>The recessed bracket will be made of painted smooth aluminum. |
| 0645453 | Travel Stop, Front Outlet Swivel, Location | **SWIVEL STOP**<br>Installed on the front bumper extension will be a stainless steel rod to limit the travel of the front outlet swivel. The travel stop will be installed to keep it from hitting the On each side of the swivel. One (1) stainless steel rod will be threaded into the bumper deck. |
| 0803221 | Coating, Top and Bottom Flange, Front Bumper, UL-LX Coating, Black | **UL-LX COATING - FRONT BUMPER**<br>Protective black UL-LX® coating will be provided on the outside exterior of the top and bottom front bumper flanges. It will not be applied on the inside of the flanges.<br>The lining will be properly installed by an authorized UL-LX dealer. |
| 0648332 | Cab, Enforcer, 7010 | **CAB**<br>The Enforcer cab will be designed specifically for the fire service and manufactured by the chassis builder.<br>The cab will be built by the apparatus manufacturer in a facility located on the manufacturer's premises.<br>For reasons of structural integrity and enhanced occupant protection, the cab will be a heavy duty design, constructed to the following minimal standards.<br>The cab will have 12 main vertical structural members located in the A-pillar (front cab corner posts), B-pillar (side center posts), C-pillar (rear corner posts), and rear wall areas. The A-pillar will be constructed of solid A356-T5 aluminum castings. The B-pillar and C-pillar will be constructed from 0.13" wall extrusions. The rear wall will be constructed of two (2) 2.00" x 2.00" outer aluminum extrusions and two (2) 2.00" x 1.00" inner aluminum extrusions. All main vertical structural members will run from the floor to 4.625" x 3.864" x 0.090" thick roof extrusions to provide a cage-like structure with the A-pillar and roof extrusions being welded into a 0.25" thick corner casting at each of the front corners of the roof assembly.<br>The front of the cab will be constructed of a 0.13" firewall plate, covered with a minimum 0.090" front skin thickness, and reinforced with a full width x 0.50" thick cross-cab support located just below the windshield and fully welded to the engine tunnel. The cross-cab support will run the full width of the cab and weld to each A-pillar, the 0.13" firewall plate, and the front skin.<br>The cab floors will be constructed of 0.125" thick aluminum plate and reinforced at the firewall with an additional 0.25" thick cross-floor support providing a total thickness of 0.375" of structural material at the front floor area. The front floor area will also be supported with two (2) triangular 0.30" wall extrusions that also provides the mounting point for the cab lift. This tubing will run from the floor wireway of the cab to the engine tunnel side plates, creating the structure to support the forces created when lifting the cab.<br>The cab will be 96.00" wide (outside door skin to outside door skin) to maintain maximum maneuverability.<br>The centerline of front axle to the rear of the cab will be 70.00" long.<br>The forward cab section will have an overall height (from the cab roof to the ground) of approximately 99.00". The crew cab section will have a 10.00" raised roof, with an overall cab height of approximately 109.00". The overall height listed will be calculated based on a truck configuration with the lowest suspension weight rating, the smallest diameter tires for the suspension, no water weight, no loose equipment weight, and no personnel weight. Larger tires, wheels, and suspension will increase the overall height listed.<br>The floor to ceiling height inside the crew cab will be 64.50" in the center and outboard positions.<br>The crew cab floor will measure 46.00" from the rear wall to the back side of the rear facing seat risers.<br>The medium block engine tunnel, at the rearward highest point (knee level), will measure 61.50" to the rear wall. The big block engine tunnel will measure 51.50" to the rear wall.<br>The crew cab will be a totally enclosed design with the interior area completely open to improve visibility and verbal communication between the occupants.<br>The cab will be a full tilt cab style.<br>A 3-point cab mount system with rubber isolators will improve ride quality by isolating chassis vibrations from the cab.<br>**CAB ROOF DRIP RAIL**<br>For enhanced protection from inclement weather, a drip rail will be furnished on the sides of the cab. The drip rail will be painted to match the cab roof, and bonded to the sides of the cab. The drip rail will extend the full length of the cab roof.<br>**FENDER LINERS**<br>Full circular inner fender liners in the wheel wells will be provided.<br>**PANORAMIC WINDSHIELD**<br>A one (1)-piece safety glass windshield will be provided with over 2,775 square inches of clear viewing area. The windshield will be full width and will provide the occupants with a panoramic view. The windshield will consist of three (3) layers: outer light, middle safety laminate, and inner light. The outer light layer will provide superior chip resistance. The middle safety laminate layer will prevent the windshield glass pieces from detaching in the event of breakage. The inner light will provide yet another chip resistant layer. The cab windshield will be bonded to the aluminum windshield frame using a urethane adhesive. A custom frit pattern will be applied on the outside perimeter of the windshield for a finished automotive appearance.<br>**WINDSHIELD WIPERS**<br>Three (3) electric windshield wipers with washer will be provided that meet FMVSS and SAE requirements.<br>The washer reservoir will be able to be filled without raising the cab. |

| | | |
|---|---|---|
| 0747442 | Engine Tunnel, X12, MX13, Spray Insulation, Enforcer | **ENGINE TUNNEL**<br>Engine hood side walls will be constructed of 0.375" aluminum. The top will be constructed of 0.125" aluminum and will be tapered at the top to allow for more driver and passenger elbow room.<br>The engine hood will be insulated for protection from heat and sound. The noise insulation keeps the dBA level within the limits stated in the current edition of applicable NFPA standards.<br>The engine tunnel will be no higher than 17.00" off the crew cab floor. |
| 0887601 | Cab Insulation, Enforcer/Saber FR | **INTERIOR CAB INSULATION**<br>The cab will include 1.00" insulation in the ceiling, 1.50" insulation in the side walls, a minimum of 1.00" insulation in the crew cab floor, and 2.00" insulation in the rear wall to maximize acoustic absorption and thermal insulation. |
| 0610508 | Rear Wall, Interior, Adjustable Seating, Not Available | |
| 0632103 | Rear Wall, Exterior, Cab, Saber FR/Enforcer | **CAB REAR WALL EXTERIOR COVERING**<br>The exterior surface of the rear wall of the cab will be overlaid with bright aluminum treadplate except for areas that are not typically visible when the cab is lowered. |
| 0639727 | Cab Lift, Elec/Hyd, Manual Override, Saber FR/Enforcer | **CAB LIFT**<br>A hydraulic cab lift system will be provided consisting of an electric powered hydraulic pump, dual lift cylinders, and necessary hoses and valves.<br>Hydraulic pump will have a manual override for backup in the event of electrical failure.<br>Lift controls will be located on the right side pump panel or front area of the body in a convenient location.<br>The cab will be capable of tilting 43 degrees to accommodate engine maintenance and removal.<br>The cab will be locked down by a 2-point normally closed spring loaded hook type latch that fully engages after the cab has been lowered. The system will be hydraulically actuated to release the normally closed locks when the cab lift control is in the raised position and cab lift system is under pressure. When the cab is completely lowered and system pressure has been relieved, the spring loaded latch mechanisms will return to the normally closed and locked position.<br>The hydraulic cylinders will be equipped with a velocity fuse that protects the cab from accidentally descending when the control is located in the tilt position.<br>For increased safety, a redundant mechanical stay arm will be provided that must be manually put in place on the left side between the chassis and cab frame when the cab is in the raised position. This device will be manually stowed to its original position before the cab can be lowered.<br>**Cab Lift Interlock**<br>The cab lift system will be interlocked to the parking brake. The cab tilt mechanism will be active only when the parking brake is set and the ignition switch is in the on position. If the parking brake is released, the cab tilt mechanism will be disabled. |
| 0751129 | Grille, Painted, Bright Finished Mesh Screen, Front of Cab, Enforcer | **GRILLE**<br>A bright finished aluminum mesh grille screen, inserted behind a grille surround, will be provided on the front center of the cab. The grille surround will be waving american flag. |
| 0002224 | Scuffplates, S/S At Cab Door Jambs, 4-Door Cab | **DOOR JAMB SCUFFPLATES**<br>All cab door jambs will be furnished with a 1.00" polished stainless steel scuffplate, mounted on the striker side of the jamb. |
| 0647932 | Not Required, Trim, S/S Band, Across Cab Face, AXT/Saber/Enforcer | |
| 0015440 | No Chrome Molding, On side of cab | |
| 0521669 | Mirrors, Retrac, West Coast Style, Htd/Rmt, w/Htd/Rmt Convex | **MIRRORS**<br>A Retrac, Model 613423, dual vision, motorized, west coast style mirror, with chrome finish, will be mounted on each side of the front cab door with spring loaded retractable arms. The flat glass and convex glass will be heated and adjustable with remote control within reach of the driver. |

| | | |
|---|---|---|
| 0648170 | Door, Half-Height, Saber FR/Enforcer 4-Door Cab, Raised Roof | **DOORS**<br>To enhance entry and egress to the cab, the forward cab door openings will be a minimum of 37.50" wide x 63.37" high. The crew cab doors will be located on the sides of the cab and will be constructed in the same manner as the forward cab doors. The crew cab door openings will be a minimum of 34.30" wide x 73.25" high.<br>The forward cab and crew cab doors will be constructed of extruded aluminum with a nominal material thickness of 0.093". The exterior door skins will be constructed from 0.090" aluminum.<br>A customized, vertical, pull-down type door handle will be provided on the exterior of each cab door. The finish of the door handle will be chrome/black. The exterior handle will be designed specifically for the fire service to prevent accidental activation, and will provide 4.00" wide x 2.00" deep hand clearance for ease of use with heavy gloved hands.<br>Each door will also be provided with an interior flush, open style paddle handle that will be readily operable from fore and aft positions, and be designed to prevent accidental activation. The interior handles will provide 4.00" wide x 1.25" deep hand clearance for ease of use with heavy gloved hands.<br>The cab doors will be provided with both interior (rotary knob) and exterior (keyed) locks exceeding FMVSS standards. The keys will be Model 751. The locks will be capable of activating when the doors are open or closed. The doors will remain locked if locks are activated when the doors are opened, then closed.<br>A full length, heavy duty, stainless steel, piano-type hinge with a 0.38" pin and 11 gauge leaf will be provided on all cab doors. There will be double automotive-type rubber seals around the perimeter of the door framing and door edges to ensure a weather-tight fit.<br>A chrome grab handle will be provided on the inside of each cab door for ease of entry.<br>A red webbed grab handle will be installed on the crew cab door stop strap. The grab handles will be securely mounted.<br>The bottom cab step at each cab door location will be located below the cab doors and will be exposed to the exterior of the cab. |
| 0655537 | Door Panel, Polished Stainless Steel, Saber/Enforcer 4-Door Cab | **Door Panels**<br>The inner cab door panels will be constructed out of polished stainless steel. |
| 0630636 | Controls, Electric Roll-Up Windows, 4dr, 4 Driver Controls, Saber FR/Enforcer | **ELECTRIC OPERATED CAB DOOR WINDOWS**<br>All four (4) cab doors will be equipped with electric operated windows with one (1) flush mounted automotive style switch on each door. The driver's door will have four (4) switches, one (1) to control each door window.<br>Each switch will allow intermittent or auto down operation for ease of use. Auto down operation will be actuated by holding the window down switch for approximately 1 second. |
| 0528251 | Electric Door Locks, Cab Doors, QXS, AXT, Sab, Enf | **ELECTRIC CAB DOOR LOCKS**<br>The front driver and officer doors will have a door lock master switch that will control all front and rear crew cab door locks. Each rear crew cab door will have its own lock control.<br>There will be one (1) concealed switch located in an easily accessible chassis specific location that will unlock all the doors. |
| 0528263 | Key Pad, Electric Door locks, DS & PS, QXS, AXT, Sab, Enf | **KEY PAD FOR ELECTRIC DOOR LOCKS**<br>For improved convenience, the cab door locks will include a Trimark keypad entry system to provide complete keyless entry to the cab. There will be two (2) keypads provided, located one (1) each side of the cab behind the front cab doors. The keypads will include visual and audio feedback to confirm activation and acknowledge correct entry code. For enhanced night time use, the keypads will be lighted. For increased security, the system will allow over 3,000 possible code combinations. |
| 0638310 | Steps, 4-Door Cab, Saber FR/Enforcer | **CAB STEPS**<br>The forward cab and crew cab access steps will be a full size two (2) step design to provide largest possible stepping surfaces for safe ingress and egress. The bottom steps will be designed with a grip pattern punched into bright aluminum treadplate material to provide support, slip resistance, and drainage. The bottom steps will be a bolt-in design to minimize repair costs should they need to be replaced. The forward cab steps will be a minimum 25.00" wide, and the crew cab steps will be 21.65" wide with a 10.00" minimum depth. The inside cab steps will not exceed 16.50" in height.<br>The vertical surfaces of the step well will be aluminum treadplate. |
| 0770200 | Handrail, Exterior, Hansen, Knurled, Alum, LED Backlit, 4-Door Cab | **CAB EXTERIOR HANDRAILS**<br>A Hansen knurled aluminum handrail will be provided adjacent to each cab and crew cab door opening to assist during cab ingress and egress. Each handrail will be provided with red LED lights. The lights will be activated when the parking brake is applied. The LED lights may be load managed. |

| | | |
|---|---|---|
| 0892638 | Lights, Cab & Crw Cab Acs Stps, P25, LED w/Bezel, 6lts | **STEP LIGHTS**<br>There will be six (6) white LED step lights with chrome housing installed for cab and crew cab access steps.<br>One (1) light for the left side cab access steps.<br>Two (2) lights for the left side crew cab access steps.<br>Two (2) lights for the right side crew cab access steps.<br>One (1) light for the right side cab access step.<br>In order to ensure exceptional illumination, each light will provide a minimum of 25 foot-candles (fc) covering an entire 15" x 15" square placed ten (10) inches below the light and a minimum of 1.5 fc covering an entire 30" x 30" square at the same ten (10) inch distance below the light.<br>The lights will be activated when the battery switch is on and the adjacent door is opened. |
| 0583698 | Fenders, S/S on cab, Extra Wide, Saber/Enf | **FENDER CROWNS**<br>Stainless steel fender crowns will be installed at the cab wheel openings. |
| 0557023 | Handrail, 10", Below Cab Windshield, Pair | **HANDRAILS BELOW CAB WINDSHIELD**<br>A 10.00" long x 1.25" diameter handrail will be mounted below the front cab windshield, one (1) on each side. The handrails will be extruded aluminum with a ribbed design to provide a positive gripping surface. |
| 0586967 | Grab Handle, Chrome, Specify Location, Qty | **GRAB HANDLE(S)**<br>There will be four (4) chrome grab handle(s) mounted in the interior of the cab (1) mounted vertical, high and forward on driver and officer door, and both crew cab doors. (Reference job 36880 officer door location). The grab handle(s) will be securely mounted. |
| 0042105 | No Windows, Side of Crew Cab | |
| 0012090 | Not Required, Windows, Front/Side of raised roof | |
| 0779033 | Not Required, Windows Rear of Crew Cab, Saber FR/Enforcer | |
| 0786279 | Window Tint, Crew Cab Door, Right Side, Privacy Dark Gray | **RIGHT SIDE ROLLUP CREW CAB DOOR WINDOW TINT**<br>The rollup window in the right side crew cab door will be tinted privacy dark gray. |
| 0786286 | Window Tint, Upper Crew Cab Door, Right Side, Privacy Dark Gray | **RIGHT SIDE UPPER CREW CAB DOOR WINDOW TINT**<br>The upper window in the right side crew cab door will be tinted privacy dark gray. |
| 0786290 | Window Tint, Crew Cab Door, Left Side, Privacy Dark Gray | **LEFT SIDE ROLLUP CREW CAB DOOR WINDOW TINT**<br>The rollup window in the left side crew cab door will be tinted privacy dark gray. |
| 0786294 | Window Tint, Upper Crew Cab Door, Left Side, Privacy Dark Gray | **LEFT SIDE UPPER CREW CAB DOOR WINDOW TINT**<br>The upper window in the left side crew cab door will be tinted privacy dark gray. |
| 0892551 | Compt, 16.50 W x 25.50 H x 15 D, Ea Side C/C, Sgl Pan, Rec Tube, 70" SFR/Enf | **STORAGE COMPARTMENTS**<br>Provided on each side of the cab, to the rear of the crew cab access doors, will be a storage compartment.<br>The compartments will be 16.50" wide x 25.50" high x 15.00" deep.<br>A 8.00" diameter tube will be provided in the compartment located on each side of the cab. Part of the tube will be recessed below the compartment floor. The overall height of the tube will be 5.50" high at the back and 4.00" high at the front of the compartment for ease of removing the extinguisher.<br>There will be two (2) single pan doors painted to match the cab exterior with a locking D-ring latch with #751 key, one (1) on each side of the cab. A pneumatic stay arm for each exterior door will be used as a doorstop.<br>The compartment interior will be painted spatter gray.<br>**Compartment Light**<br>There will be two (2) white LED strip lights provided, one (1) each hinged side of compartment door openings. |
| 0745808 | Scuffplate, Inner Door Pan, Aux Cab Compts, Pair | **SCUFFPLATE**<br>A full height polished stainless steel scuffplate will be installed on the inside of each of the auxiliary cab compartment door pans. |

| | | | |
|---|---|---|---|
| 0894296 | | Insulation, Additional, Step Wells, SFR/Enf | **CAB INSULATION**<br>The underside of the step wells and all areas outside the frame rails will be sprayed with insulation to maximize acoustic absorption and thermal insulation. |
| 0820567 | SP | Compt, Drivers Step, Saber FR/Enforcer | **STORAGE COMPARTMENT**<br>Provided on the driver's side of the cab, in the step area, will be a storage compartment. The compartment will be 11.50" wide x 9.50" high x 10.00" deep. The compartment will have a drop down hinged treadplate door with a D-ring handle. The compartment will be painted to match the cab interior. |
| 0825690 | SP | Compt, Officers Step, 16.5 W x 11 H x 12 D, SFR/Enf | **STORAGE COMPARTMENT**<br>Provided on the officer's side of the cab, in the step area, will be a storage compartment. The compartment will be 16.50" wide x 11.00" high x 12.00" deep. The compartment will have a drop down hinged treadplate door with a D-ring handle. The compartment will be painted to match the cab interior. |
| 0898549 | | Cab Air Filtration, TFT CrewProtect 100, 12v DC, Loc, CARE | **CAB AIR FILTRATION**<br>The vehicle will be equipped with a CrewProtect™ air filtration system to provide purification of the interior air of the cab and crew cab. The multi-stage filtration system will remove particulates, violate organic compounds, aerosol carrying viruses and bacteria from the air.<br>**System Construction**<br>The housing will be constructed of powder coated stainless steel and will be 12.00" wide x 4.50" high x 20.00" long. The angled surface will be provided with an additional 2.00" of clearance for air flow. The unit will be mounted on a mounting plate, vertically, to the rear of the driver seat. There will be one (1) filter installed in the unit. The expected filter life will be no less than 1,800 active hours of usage (6 months). There will be no additional replacement filters shipped loose with the unit. The filter will be designed to neutralize harmful chemical contaminants and is safe to discard as normal trash with no special handling requirements.<br>**System Operating Conditions**<br>CrewProtect will automatically run when the truck is operating. And will not be required to turn on or off<br>or adjust the flow rate. The fan will operate at 100 CFMs and only 60.2 decibels.<br>**Electrical Wiring/Function**<br>The system will be ignition powered from the 12 VDC vehicle power supply. The system will draw a maximum of 2 amps and have a 5-amp integrated fuse in the wire harness. |
| 0618351 | | Glove Box, Front of Officer, Saber FR/Enforcer | **GLOVE BOX**<br>A glove box with a drop-down door will be installed above the recessed area of the dash panel in front of the officer's position. The glove box will be 31.00" wide at the top and 24.75" at the bottom x 5.50" high x 6.25" deep. The clear door opening will be 14.25" wide x 3.95" high. |
| 0894089 | | Dash, Heavy Duty Metal, Enforcer | **CAB DASH**<br>The driver side dash, switch panel located to the right of the driver, and center console will be constructed of metal and painted fire smoke gray.<br>The officer side dash will be a flat top design with an upper beveled edge to provide easy maintenance and will be constructed out of aluminum and painted to match the cab interior.<br>The instrument gauge cluster will be surrounded with a high impact ABS plastic contoured to the same shape of the instrument gauge cluster. |
| 0607217 | | Mounting Provisions, 3/16" Alum, Full Engine Tunnel, Saber FR/Enforcer | **MOUNTING PLATE ON ENGINE TUNNEL**<br>Equipment installation provisions will be installed on the engine tunnel.<br>A 0.188" smooth aluminum plate will be bolted to the top surface of the engine tunnel. The plate will follow the contour of the engine tunnel and will run the entire length of the engine tunnel. The plate will be spaced off the engine tunnel .50" to allow for wire routing below the plate.<br>The mounting surface will be painted to match the cab interior. |
| 0750824 | | Cab Interior, Vinyl Headliner, Saber FR/Enforcer, CARE | **CAB INTERIOR**<br>The cab interior will be constructed of primarily metal (painted aluminum) to withstand the severe duty cycles of the fire service.<br>The engine tunnel will be padded and covered, on the top and sides, with black 36 ounce leather grain vinyl resistant to oil, grease, and mildew.<br>For durability and ease of maintenance, the cab interior side walls will be painted aluminum. The rear wall will be painted aluminum.<br>The headliner will be installed in both forward and rear cab sections. Headliner material will be vinyl. A sound barrier will be part of its composition. Material will be installed on an aluminum sheet and securely fastened to interior cab ceiling.<br>The forward portion of the cab headliner will permit easy access for service of electrical wiring or other maintenance needs.<br>All wiring will be placed in metal raceways.<br>**CAB INTERIOR UPHOLSTERY**<br>The cab interior upholstery will be 36 oz black vinyl. |

| | | | |
|---|---|---|---|
| 0753903 | | Cab Interior, Paint Color, Saber FR/Enforcer | **CAB INTERIOR PAINT**<br>The cab interior metal surfaces, excluding the rear heater panels, will be painted fire smoke gray, vinyl texture paint.<br>The rear heater panels will be painted black, vinyl textured paint. |
| 0680394 | SP | Floor, Aluminum Treadplate, UL-LX Covering, Cab & Crew Cab | **CAB FLOOR**<br>The cab and crew cab floor areas will be aluminum treadplate and covered with UL-LX® polyurethane/polyurea elastomer abrasive resistant material.<br>UL-LX covering will be black in color. |
| 0817805 | | HVAC, Heavy-Duty, Enforcer, Paccar, CARE | **DEFROST/AIR CONDITIONING SYSTEM**<br>A ceiling mounted combination heater, defroster and air conditioning system will be installed in the cab above the engine tunnel area.<br>**Cab Defroster**<br>A 54,000 BTU heater-defroster unit with 690 SCFM of air flow will be provided inside the cab. The heater-defrost will be installed in the forward portion of the cab ceiling. Air outlets will be strategically located in the cab header extrusion per the following:<br>One (1) adjustable will be directed towards the left side cab window<br>One (1) adjustable will be directed towards the right side cab window<br>Six (6) fixed outlets will be directed at the windshield<br>The defroster will be capable of clearing 98 percent of the windshield and side glass when tested under conditions where the cab has been cold soaked at 0 degrees Fahrenheit for 10 hours, and a 2 ounce per square inch layer of frost/ice has been able to build up on the exterior windshield.<br>The defroster system will meet or exceed SAE J382 requirements.<br>**Cab/Crew Auxiliary Heater**<br>There will be no auxiliary heater provided in the rear facing seat risers.<br>**Air Conditioning**<br>A 13.10 cubic inch compressor will be installed on the engine.<br>A roof-mounted condenser with a 78,000 BTU output at 2,400 SCFM that meets and exceeds the performance specification will be installed on the cab roof. Mounting the condenser below the cab or body would reduce the performance of the system and will not be acceptable. The condenser cover to be painted to match the cab roof.<br>The air conditioning system will be capable of cooling the average cab temperature from 100 degrees Fahrenheit to 75 degrees Fahrenheit at 50 percent relative humidity within 30 minutes. The cooling performance test will be run only after the cab has been heat soaked at 100 degrees Fahrenheit for a minimum of 4 hours.<br>The evaporator unit will be installed in the rear portion of the cab ceiling over the engine tunnel.<br>The evaporator will include one (1) high performance heating core, one (1) high performance cooling core with (1) plenum directed to the front and one (1) plenum directed to the rear of the cab. The rear plenum will be covered with a metal cover painted to match the cab interior.<br>The evaporator unit will have a 52,000 BTU at 690 SCFM rating that meets and exceeds the performance specifications.<br>Adjustable air outlets will be strategically located on the forward plenum cover per the following:<br>Four (4) will be directed towards the seating position on the left side of the cab<br>Four (4) will be directed towards the seating position on the right side of the cab<br>Adjustable air outlets will be strategically located on the rear plenum cover per the following:<br>Minimum of five (5) will be directed towards crew cab area<br>A high efficiency particulate air (HEPA) filter will be included for the system. Access to the filter cover will be hinged with two (2) thumb latches.<br>The air conditioner refrigerant will be R-134A and will be installed by a certified technician.<br>**Climate Control**<br>An automotive style controller will be provided to control the heat and air conditioning system within the cab. The controller will have three (3) functional knobs for fan speed, temperature, and air flow distribution (front to rear) control.<br>The system will control the temperature of the cab and crew cab automatically by pushing the center of the fan speed control knob. Rotate the center temperature control knob to set the cab and crew cab temperature.<br>The AC system will be manually activated by pushing the center of the temperature control knob. Pushing the center of the air flow distribution knob will engage the AC for max defrost, setting the fan speeds to 100 percent and directing all air flow to the overhead forward position.<br>The system controller will be located within panel position #12.<br>**Gravity Drain Tubes**<br>Two (2) condensate drain tubes will be provided for the air conditioning evaporator. The drip pan will have two (2) drain tubes plumbed separately to allow for the condensate to exit the drip pan. No pumps will be provided. |
| 0639675 | | Sun Visor, Smoked Lexan, AXT, Imp/Vel, SFR/Enf | **SUN VISORS**<br>Two (2) smoked Lexan™ sun visors will be provided. The sun visors will be located above the windshield with one (1) mounted on each side of the cab.<br>There will be a black plastic thumb latch provided to help secure each sun visor in the stowed position. |
| 0622887 | | Grab Handles, Driver Door Post, Officer Door Post Low, SFR/Enf | **GRAB HANDLE**<br>A black rubber covered grab handle will be mounted on the door post of the driver and officer's side cab door to assist in entering the cab. The officer's side grab handle will be mounted on the lower portion of the door post. The grab handle will be securely mounted to the post area between the door and windshield. |

| | | | |
|---|---|---|---|
| 0583938 | | Lights, Engine Compt, Custom, Auto Sw, Wln 3SC0CDCR, 3" LED, Trim | **ENGINE COMPARTMENT LIGHTS**<br>There will be one (1) Whelen, Model 3SC0CDCR, 12 volt DC, 3.00" white LED light(s) with Whelen, Model 3FLANGEC, chrome flange kit(s) installed under the cab to be used as engine compartment illumination.<br>These light(s) will be activated automatically when the cab is raised. |
| 0631830 | | Fluid Check Access, Saber FR/Enforcer, Arrow XT | **ACCESS TO ENGINE DIPSTICKS**<br>For access to the engine oil and transmission fluid dipsticks, there will be a door on the engine tunnel, inside the crew cab. The door will be on the rear wall of the engine tunnel, on the vertical surface.<br>The engine oil dipstick will allow for checking only. The transmission dipstick will allow for both checking and filling.<br>The door will have a rubber seal for thermal and acoustic insulation. One (1) flush lift and turn latch will be provided on the access door. |
| 0737247 | | Box, 2 Glove Boxes, 2 Cup Holders, Pen, Open Storage, 24.75 W x 19 L x 4 D | **GLOVE BOXES AND CUP HOLDERS**<br>There will be a storage console provided on the engine tunnel. It will be mounted in the center of engine tunnel accessible by both the driver and officer.<br>The overall size of the storage area will be 24.75" wide x 19.00" long x 4.00" deep. The storage area will be divided into multiple areas separated by partitions to prevent items from entering other areas.<br>On the front, at each end, there will be a 3.75" diameter cup holder provided. A space for a handle will be provided to the outboard side of each cup holder. Between the cup holders will be a bin 14.50" wide x 4.00" long x 3.00" deep. Behind each cup holder will be an open area for radio storage. To the rear of the radio storage will be glove box storage. The radio storage area will be 5.50" wide x 3.00" long x 4.00" deep. The glove box storage will be 5.50" wide x 10.50" long x 4.00" deep. The glove boxes will be set in place with access to the gloves from the top. Between the gloves in the center will be a bin that is 13.25" wide x 14.50" long x 4.00" deep.<br>The box will be constructed of aluminum and painted to match the cab interior. The corners and edges will be welded and caulked prior to paint in order to provide a smooth finished appearance. |
| 0737243 | SP | Map Box, 5 Bin/30 Deg Slant, 16.50 W, (4) 4" Bins, (1) Clipboard, (2) Radio | **MAP BOX**<br>A map box with five (5) bins, open at the top, will be installed Mount at final.<br>Four (4) bins will be 16.50" wide x 4.00" high x 12.00" deep and will slant 30 degrees from horizontal. Each bin will include a notched partition. The notch will be toward the officer side of the bin to provide access to each slot.<br>A fifth (5) bin will be provided at the front face of the map box for clip board storage. This bin will be 9.50" wide x 12.00" deep x 3.00" high. The bin will be mounted toward the officer side of the face of the map box.<br>On each side of the map box there will be a 3.00" deep x 3.00" wide x 3.00" long square provided for radio storage. The radios will be reachable from the driver and officer positions.<br>The map box will be constructed of .125" aluminum and will be painted to match the cab interior. The corners and edges will be welded and caulked prior to paint in order to provide a smooth finished appearance. |
| 0737239 | SP | Map Box, 1 Bin, 2 Glove Boxes, 2 Cup Holders, 34 W x 13.25 L x 4 D | **MAP BOX**<br>A map box with glove box holders and cup holders shall be located on the rear flat area of the engine tunnel. The map box shall be one (1) tray with multiple bins. The tray shall be mounted flush with the edged of the engine tunnel.<br>The overall size of the tray shall be 34.00" wide x 13.25" long x 4.00" deep.<br>On each side of the tray shall be storage for one (1) glove box and one (1) cup holder. On each end, there shall be a 3.75" diameter cup holder provided. A space for a handle shall be provided to the outboard side of each cup holder. Next to each cup holder shall be glove box storage. The glove box storage shall be 5.50" wide x 10.50" long x 4.00" deep. The cup holders shall be enclosed from the center tray and glove box to prevent items from slipping into this area.<br>An open top tray shall be in the remaining center space. The tray shall be 13.50" wide x 13.00" long x 3.50" deep.<br>All remaining spaces shall be enclosed from the adjacent space providing additional storage areas.<br>The box will be constructed of aluminum and painted to match the cab interior. The corners and edges shall be welded and caulked prior to paint in order to provide a smooth finished appearance. |
| 0555708 | | Map Desk/Writing Surface w/Lip, w/hinged door | **MAP BOX & WRITING SURFACE**<br>A combination map box with writing desk will be provided Directly in front of officer seat, mounted at an angle. The map box will be a minimum of 15.00" wide x 10.00" high x 1.00" deep.<br>The writing desk will be 16.00" wide x 11.00" high x and slope down approximately 15 degrees. A spring clip will be provided on top to hold papers in place. The desk top will be hinged at the top to allow access to the map box. A spring quarter turn latch, with a screw style head, will be provided to hold the desk top in the closed position.<br>The map box/writing surface will be constructed of 0.125" smooth aluminum and painted to match the cab interior. The top writing surface will be D/A finished. The writing surface will have a 0.50" lip on the bottom to prevent papers and writing instruments from falling. |

| | | |
|---|---|---|
| 0583042 | Side Roll and Frontal Impact Protection | **CAB SAFETY SYSTEM**<br>The cab will be provided with a safety system designed to protect occupants in the event of a side roll or frontal impact, and will include the following:<br>A supplemental restraint system (SRS) sensor will be installed on a structural cab member behind the instrument panel. The SRS sensor will perform real time diagnostics of all critical subsystems and will record sensory inputs immediately before and during a side roll or frontal impact event.<br>A slave SRS sensor will be installed in the cab to provide capacity for eight (8) crew cab seating positions.<br>A fault-indicating light will be provided on the vehicle's instrument panel allowing the driver to monitor the operational status of the SRS system.<br>A driver side front air bag will be mounted in the steering wheel and will be designed to protect the head and upper torso of the occupant, when used in combination with the 3-point seat belt.<br>A passenger side knee bolster air bag will be mounted in the modesty panel below the dash panel and will be designed to protect the legs of the occupant, when used in combination with the 3-point seat belt.<br>Air curtains will be provided in the outboard bolster of outboard seat backs to provide a cushion between occupant and the cab wall.<br>Suspension seats will be provided with devices to retract them to the lowest travel position during a side roll or frontal impact event.<br>Seat belts will be provided with pre-tensioners to remove slack from the seat belt during a side roll or frontal impact event.<br>**Frontal Impact Protection**<br>The SRS system will provide protection during a frontal or oblique impact event. The system will activate when the vehicle decelerates at a predetermined G force known to cause injury to the occupants. The cab and chassis will have been subjected, via third party test facility, to a crash impact during frontal and oblique impact testing. Testing included all major chassis and cab components such as mounting straps for fuel and air tanks, suspension mounts, front suspension components, rear suspensions components, frame rail cross members, engine and transmission and their mounts, pump house and mounts, frame extensions and body mounts. The testing provided configuration specific information used to optimize the timing for firing the safety restraint system. The sensor will activate the pyrotechnic devices when the correct crash algorithm, wave form, is detected.<br>The SRS system will deploy the following components in the event of a frontal or oblique impact event:<br>Driver side front air bag<br>Passenger side knee bolster air bag<br>Air curtains mounted in the outboard bolster of outboard seat backs<br>Suspension seats will be retracted to the lowest travel position<br>Seat belts will be pre-tensioned to firmly hold the occupant in place<br>**Side Roll Protection**<br>The SRS system will provide protection during a fast or slow 90 degree roll to the side, in which the vehicle comes to rest on its side. The system will analyze the vehicle's angle and rate of roll to determine the optimal activation of the advanced occupant restraints.<br>The SRS system will deploy the following components in the event of a side roll:<br>Air curtains mounted in the outboard bolster of outboard seat backs<br>Suspension seats will be retracted to the lowest travel position<br>Seat belts will be pre-tensioned to firmly hold the occupant in place |
| 0622618 | Seating Capacity, 5 Belted Seats | **SEATING CAPACITY**<br>The seating capacity of the vehicle (including tiller cab and belted seat positions in the rescue body) will be five (5). |
| 0766159 | Seat, Driver, USSC, Valor, P1A, Air Ride, I-Back, Safety, PRIMARY, SFR/Enf | **DRIVER SEAT**<br>A USSC Valor air suspension I-back seat will be provided in the cab for the driver. For increased convenience, the seat will include a manual control to adjust the horizontal position (6.00" travel). To provide flexibility for multiple driver configurations, the seat will have a reclining back, adjustable from 15 degrees back to 15 degrees forward.<br>The seat will include the following features incorporated into the side roll protection system:<br>Side air curtain will be mounted integral to the outboard bolster of the seat back. The air curtain will be covered by a decorative panel when in the stowed position.<br>A suspension seat safety system will be included. When activated in the event of a side roll, this system will pretension the seat belt and retract the seat to its lowest travel position.<br>Shipped loose with the seat will be no additional contaminant mitigation vinyl covers.<br>The seat will be furnished with a 3-point, shoulder type seat belt. |
| 0819421 | Seat, Officer, USSC, Valor, P1A, Air Ride, I-Back, Safety, PRIMARY, SFR/Enf | **OFFICER SEAT**<br>A USSC, P1A, air suspension seat will be provided in the cab for the officer. For optimal comfort, the seat will be provided with 20.00" wide x 18.00" deep bottom cushion. For increased convenience, the seat will include a manual control to adjust the height (3.00" travel) and horizontal position (2.50" travel). The seat back will be an I-Back style with an adjustable recline.<br>The seat will include the following features incorporated into the side roll protection system:<br>Side air curtain will be mounted integral to the outboard bolster of the seat back. The air curtain will be covered by a decorative panel when in the stowed position.<br>A suspension seat safety system will be included. When activated in the event of a side roll, this system will pretension the seat belt, then retract the seat to its lowest travel position.<br>Shipped loose with the seat will be no additional contaminant mitigation vinyl covers.<br>The seat will be furnished with a 3-point, shoulder type seat belt. |
| 0002517 | Not Required, Radio Compartment | |

| | | | |
|---|---|---|---|
| 0736474 | SP | Cabinet, Rr Facing, LS, 22.75 W x 28 H x 24 D, Ext Acc Only, Sp Mtg, Lip,SFR/Enf | **REAR FACING LEFT SIDE CABINET**<br>A rear facing cabinet will be provided in the crew cab at the left side outboard position. The cabinet will be mounted off the edge of the seat riser so that it is even with the crew cab door frame.<br>The cabinet will be 22.75" wide x 28.00" high x 24.00" deep.<br>The cabinet will include one (1) infinitely adjustable shelf with a 1.25" up-turned lippainted to match the cab interior.<br>The cabinet will include no louvers.<br>There will be 1.00" lip welded in place around the top perimeter of the cabinet. There will not be anything store on the top portions without restraints.<br>The cabinet will provide access only from outside the cab with one (1) reverse hinged double pan door painted to match the cab exterior with a locking D-ring latch with #751 key. The D-ring handle to be mounted lower than standard for easier access. The door will be located on the side of the cab over the wheelwell. A pneumatic stay arm will be provided as a door stop. The clear door opening will be 17.00" wide x 25.50" high.<br>The exterior access will be provided with a polished stainless steel scuffplate on the lower door frame.<br>The cabinet will be constructed of smooth aluminum and painted to match the cab interior.<br>**Cabinet Light**<br>There will be one (1) white LED strip light installed on the right side of the exterior cabinet door opening. The lighting will be controlled by an automatic door switch. |
| 0102783 | | Not Required, Seat, Rr Facing C/C, Center | |
| 0736472 | SP | Cabinet, Rr Facing, RS, 22.75 W x 28 H x 23 D, Ext Acc Only, Sp Mtg, Lip,SFR/Enf | **REAR FACING RIGHT SIDE CABINET**<br>A rear facing cabinet will be provided in the crew cab at the right side outboard position. The cabinet will be mounted off the edge of the seat riser so that it is even with the crew cab door frame.<br>The cabinet will be 22.75" wide x 28.00" high x 23.00" deep.<br>The cabinet will include one (1) infinitely adjustable shelf with a 0.75" up-turned lippainted to match the cab interior.<br>The cabinet will include no louvers.<br>There will be a 1.00" lip welded in place around the top perimeter of the cabinet. There will not be anything store on the top portions without restraints.<br>The cabinet will also provide access from outside the cab with one (1) reverse hinged double pan door painted to match the cab exterior with a locking D-ring latch with #751 key. The D-ring handle to be mounted lower than standard for easier access. A pneumatic stay arm will be provided as a door stop. The exterior clear door opening will be 17.00" wide x 25.50" high.<br>The exterior access will be provided with a polished stainless steel scuffplate on the lower door frame.<br>The cabinet will be constructed of smooth aluminum, and painted to match the cab interior.<br>**Cabinet Light**<br>There will be one (1) white LED strip light installed on the left side of the exterior cabinet door opening. The lights will be controlled by an automatic door switch. |
| 0818585 | | Seat, Fwd Fcng C/C, LS Otbrd, Valor, SCBA, Foldup,Safety,2.75" Inbrd,PRIMARY,Enf | **FORWARD FACING LEFT SIDE OUTBOARD SEAT**<br>There will be one (1) forward facing, USSC Valor, foldup SCBA seat provided at the left side outboard position in the crew cab. The seat will be mounted 2.75" inboard from the standard location.<br>For optimal comfort, and to maximize accessibility to the crew cab, the seat will be provided with a 15.00" deep cushion.<br>The seat back will be an SCBA style with 90 degree back. The SCBA cavity will be adjustable from front to rear in 0.75" increments, to accommodate different sized SCBA cylinders. Moving the SCBA cavity will be accomplished by unbolting, relocating, and re-bolting it in the desired location.<br>The seat will include the following features incorporated into the side roll protection system:<br>Side air curtain will be mounted integral to the outboard bolster of the seat back. The air curtain will be covered by a decorative panel when in the stowed position.<br>A seat safety system will be included. When activated, this system will pretension the seat belt around the occupant to firmly hold them in place in the event of a side roll.<br>The seat will be furnished with a 3-point, shoulder type seat belt.<br>Shipped loose with the seat will be no additional contaminant mitigation vinyl covers. |
| 0748245 | SP | Seat, Fwd Fcng C/C, Ctr, (1) USSC, Valor, I-Back,Safety,Sp Riser,PRIMARY,SFR/Enf | **FORWARD FACING CENTER SEAT**<br>There will be one (1) forward facing, USSC Valor I-back seat provided at the center position in the crew cab. For optimal comfort, the seat will be provided with 17.00" deep cushion. To ensure safe operation, the seat will be equipped with a sensor in the seat cushion and belt receptacle that will activate an alarm indicating the seat is occupied but not buckled.<br>The seat back will be a high back style with a recline mechanism.<br>The seat will include the following features incorporated into the side roll protection system:<br>A seat safety system will be included. When activated, this system will pretension the seat belt.<br>Shipped loose with the seat will be no additional contaminant mitigation vinyl covers.<br>The seat will be furnished with a 3-point, shoulder type seat belt.<br>**CREW CAB FORWARD FACING SEAT RISER**<br>A seat riser compartment will be provided in the center forward facing position. The riser will be approximately 40.00" wide x 22.50" deep with square corners. The seat will be centered on top of the seat riser.<br>There will be a drop down door provided on the front of the seat riser. The door will have two (2) chrome locking flush lift and turn latches. The riser will have an aluminum treadplate top. |

| | | |
|---|---|---|
| 0818803 | Seat, Fwd Fcng C/C, RS Otbrd, Valor, SCBA, Foldup,Safety,2.75" Inbrd,PRIMARY,Enf | **FORWARD FACING RIGHT SIDE OUTBOARD SEAT**<br>There will be one (1) forward facing, USSC Valor, foldup seat provided at the right side outboard position in the crew cab. The seat will be mounted 2.75" inboard from the standard location.<br>For optimal comfort, the seat will be provided with a 15.00" deep cushion.<br>The seat back will be an SCBA style with 90 degree back. The SCBA cavity will be adjustable from front to rear in 0.75" increments, to accommodate different sized SCBA cylinders. Moving the SCBA cavity will be accomplished by unbolting, relocating, and re-bolting it in the desired location.<br>The seat will include the following features incorporated into the side roll protection system:<br>Side air curtain will be mounted integral to the outboard bolster of the seat back. The air curtain will be covered by a decorative panel when in the stowed position.<br>A seat safety system will be included. When activated, this system will pretension the seat belt around the occupant to firmly hold them in place in the event of a side roll.<br>The seat will be furnished with a 3-point, shoulder type seat belt.<br>Shipped loose with the seat will be no additional contaminant mitigation vinyl covers. |
| 0617401 | Matting, Turtle Tile, No Trim, EMS Compt | **MATTING IN EMS COMPARTMENT**<br>Vinyl grating will be provided in two (2) EMS compartments, Rear facing EMS cabinets, (1) one each side. Tile color will be black.<br>The vinyl grating will be 0.50" thick and be cross bonded by 0.25" diameter ribbed sections spaced for aeration. The trim edge will not be installed at the edge of the tile. |
| 0617410 | Matting, Turtle Tile, EMS Compt, Shelving, 0.75" Thick | **MATTING IN EMS COMPARTMENT**<br>Turtle Tile vinyl matting will be provided in two (2) EMS compartment shelves, Located in the rear facing EMS cabinets, (1) one each side. Tile color will be black. |
| 0622994 | Cabinet, (2) Rr Fcng, Overhead, 21 W x 10 H x 34 D, SFR/Enf | **REAR FACING OVERHEAD STORAGE COMPARTMENT**<br>There will be two (2) overhead rear facing storage compartments installed at the raised roof within the crew cab, on each side of the air conditioner. The compartments will be approximately 21.00" wide x 10.00" high x 34.00" deep at the bottom.<br>Each compartment will include one (1) lift up compartment door. Locking latch, paddle handle, and gas operated stay arms will be provided.<br>The compartment will be constructed of smooth aluminum and painted to match the cab interior.<br>**Compartment Light**<br>The storage compartment lighting will consist of one (1) white LED strip light installed horizontally above each compartment door opening. |
| 0625186 | Upholstery, Seats In Cab, All ValorTechXD (Cordura), USSC, CARE | **SEAT UPHOLSTERY**<br>All seat upholstery will be black, sewn with red stitching, ValorTechXD anti-microbial material. |
| 0543991 | Bracket, Air Bottle, Hands-Free II, Cab Seats | **AIR BOTTLE HOLDERS**<br>All SCBA type seats in the cab will have a "Hands-Free" auto clamp style bracket in its backrest. For efficiency and convenience, the bracket will include an automatic spring clamp that allows the occupant to store the SCBA bottle by simply pushing it into the seat back. For protection of all occupants in the cab, in the event of an accident, the inertial components within the clamp will constrain the SCBA bottle in the seat and will exceed the NFPA standard of 9G.<br>There will be a quantity of two (2) SCBA brackets. |
| 0613020 | Inserts, Back Rest For USSC SCBA Seats | **BACK REST INSERTS**<br>Provided with the USSC SCBA seats will be back rest inserts which covers the SCBA cavity.<br>The insert covers will be padded and covered with same material as the seat.<br>A total of two (2) inserts covers will be provided. |
| 0734952 | Door, Access, Front, (2) Rear Facing Seat Risers, No Heater | **ACCESS DOOR**<br>An access door will be provided in the front edge of each rear facing seat riser with a drop down door. The drop down door will be provided with a Southco C2 chrome raised trigger locking lever latch and painted to match the cab interior. There will be no louvers. |
| 0603866 | Seat Belt, Dual Retractor, ReadyReach, Saber FR/Enforcer | **SEAT BELTS**<br>All cab and tiller cab (if applicable) seating positions will have red seat belts. To provide quick, easy use for occupants wearing bunker gear, the female buckle and seat belt webbing length will meet or exceed the current edition of applicable NFPA and CAN/ULC - S515 standards.<br>The 3-point shoulder type seat belts will include height adjustment. This adjustment will optimize the belts effectiveness and comfort for the seated firefighter. The 3-point shoulder type seat belts will be furnished with dual automatic retractors that will provide ease of operation in the normal seating position.<br>The 3-point shoulder type belts will also include the ReadyReach® D-loop assembly to the shoulder belt system. The ReadyReach feature adds an extender arm to the D-loop location placing the D-loop in a closer, easier to reach location.<br>Any flip up seats will include a 3-point shoulder type belts only.<br>To ensure safe operation, the seats will be equipped with seat belt sensors in the seat cushion and belt receptacle that will activate an alarm indicating a seat is occupied but not buckled. |

| | | |
|---|---|---|
| 0817557 | Helmet Storage, Provided by Fire Department, NFPA/ULC 2024 | **HELMET STORAGE PROVIDED BY FIRE DEPARTMENT**<br>NFPA 1900, 2024 edition, section 11.1.8.4.1 and CAN/ULC S515:2024 edition, section 5.2, requires a location for helmet storage be provided.<br>There is no helmet storage on the apparatus as manufactured. The fire department will provide a location for storage of helmets. |
| 0647632 | Lights, Dome, Wln 60C*EGCS Dual LED 4 Lts | **CAB DOME LIGHTS**<br>There will be four (4) Whelen, Model 60C*EGCS, 6.00" round dual LED dome lights provided.<br>Two (2) lights will be mounted above the inside shoulder of the driver and officer and two (2) lights will be installed and located, one (1) on each side of the crew cab.<br>The color of the LED's will be red and white.<br>The white LED's will be controlled by the door switches and the lens switch.<br>The color LED's will be controlled by the lens switch. |
| 0813183 | Not Required, Enhanced Software for Cab and Crew Cab Dome Lts | |
| 0727913 | Spotlight, Golight/RadioRay, Model 20**4GT, LED, 2 Lts | **CAB SPOTLIGHT**<br>There will be two (2) Golight, Model 20**4GT, black LED spotlights located on the cab roof, One each side of light bar. BRACKET TO BE AS CLOSE AS POSSIBLE TO ON TOP OF LIGHTBAR TO MINIMIZE OVERALL HEIGHT!!!!!!. The spotlights will be mounted on painted short Z brackets.<br>These lights may be load managed when the parking brake is applied. |
| 0650030 | Controller, Spotlight, Golight, Wired Dash Mt, 2 Lts | **Spotlight Controller**<br>There will be one (1) wired dash mounted remote provided for each spotlight. |
| 0649967 | Location, Spotlight Controller, Driver and Officer, 2 Lts | **Spotlight Controller Locations**<br>The remotes to control the spotlights will be located one (1) within reach of the driver and one (1) within reach of the officer. |
| 0555812 | Handlts, (2) Streamlight, Fire Vulcan, 44451 C4 LED, Tail lights, 12v, Orange | **HAND HELD LIGHT**<br>There will be two (2) 12v Streamlight, Fire Vulcan, Model #44451, lights mounted Mount at final, one (1) each side of the center forward facing seatbase in crew cab. lighthead facing forward release close to rear wall of cab. Match job 31796.<br>Each light housing will be orange in color and be provided with a C4 LED and two (2) ultra bright blue tail light LEDs. The tail light LEDs will have a dual mode of blinking or steady.<br>Vehicle mount with 12VDC direct wire charging rack.<br>Quick release buckle strap will be included. |
| 0622803 | Cab Instruments, Black Gauges, Black Bezels, Enforcer MUX | **CAB INSTRUMENTATION**<br>The cab instrument panel include gauges, an LCD display, telltale indicator lamps, control switches, alarms, and a diagnostic panel. The function of the instrument panel controls and switches will be identified by a label adjacent to each item. Actuation of the headlight switch will illuminate the labels in low light conditions. Telltale indicator lamps will not be illuminated unless necessary. The cab instruments and controls will be conveniently located within the forward cab section, forward of the driver. The gauge assembly and switch panels are designed to be removable for ease of service and low cost of ownership.<br>**Gauges**<br>The gauge panel will include the following ten (10) black faced gauges with black bezels to monitor vehicle performance:<br>Voltmeter gauge (volts):<br>Low volts (11.8 VDC)<br>Amber caution indicator on the information center with intermittent alarm<br>Amber caution light on gauge assembly<br>High volts (15.5 VDC)<br>Amber caution indicator on the information center with intermittent alarm<br>Amber caution light on gauge assembly<br>Very low volts (11.3 VDC)<br>Red warning indicator on the information center with a steady alarm<br>Amber caution light on gauge assembly<br>Very high volts (16.0 VDC)<br>Red warning indicator on the information center with a steady alarm<br>Amber caution light on gauge assembly<br>Engine Tachometer (RPM)<br>Speedometer MPH (Major Scale), KM/H (Minor Scale)<br>Fuel level gauge (Empty - Full in fractions):<br>Low fuel (1/8 full)<br>Amber caution indicator on the information center with intermittent alarm<br>Amber caution light on gauge assembly<br>Very low fuel (1/32 full)<br>Red caution indicator on the information center with steady alarm<br>Amber caution light on gauge assembly<br>Engine Oil pressure Gauge (PSI):<br>Low oil pressure to activate engine warning lights and alarms<br>Red caution indicator on the information center with steady alarm<br>Amber caution light on gauge assembly<br>Front Air Pressure Gauges (PSI): |

Low air pressure to activate warning lights and alarm
Red warning indicator on the information center with a steady alarm
Amber caution light on gauge assembly
Rear Air Pressure Gauges (PSI):
Low air pressure to activate warning lights and alarm
Red warning indicator on the information center with a steady alarm
Amber caution light on gauge assembly
Transmission Oil Temperature Gauge (Fahrenheit):
High transmission oil temperature activates warning lights and alarm
Amber caution indicator on the information center with intermittent alarm
Amber caution light on gauge assembly
Engine Coolant Temperature Gauge (Fahrenheit):
High engine temperature activates an engine warning light and alarms
Amber caution indicator on the information center with intermittent alarm
Amber caution light on gauge assembly
Diesel Exhaust Fluid Level Gauge (Empty - Full in fractions):
Low fluid (1/8 full)
Amber indicator light in gauge dial
All gauges will perform prove out at initial power-up to ensure proper performance.

**Indicator Lamps**

To promote safety, the following telltale indicator lamps will be located on the instrument panel in clear view of the driver. The indicator lamps will be "dead-front" design that is only visible when active. The colored indicator lights will have descriptive text or symbols.
The following amber telltale lamps will be present:
Low coolant
Trac cntl (traction control) (where applicable)
Check engine
Check trans (check transmission
Aux brake overheat (Auxiliary brake overheat
Air rest (air restriction)
Caution (triangle symbol)
Water in fuel
DPF (engine diesel particulate filter regeneration)
Trailer ABS (where applicable)
Wait to start (where applicable)
HET (engine high exhaust temperature) (where applicable)
ABS (antilock brake system)
MIL (engine emissions system malfunction indicator lamp) (where applicable)
Side roll fault (where applicable)
Front air bag fault (where applicable)
The following red telltale lamps will be present:
Warning (stop sign symbol)
Seat belt
Parking brake
Stop engine
Rack down
The following green telltale lamps will be provided:
Left turn
Right turn
Battery on
The following blue telltale lamp will be provided:
High beam

**Alarms**

Audible steady tone warning alarm: A steady audible tone alarm will be provided whenever a warning message is present.
Audible pulsing tone caution alarm: A pulsing audible tone alarm (chime/chirp) will be provided whenever a caution message is present without a warning message being present.
Alarm silence: Any active audible alarm will be able to be silenced by holding the ignition switch at the top position for three (3) to five (5) seconds. For improved safety, silenced audible alarms will intermittently chirp every 30 seconds until the alarm condition no longer exists. The intermittent chirp will act as a reminder to the operator that a caution or warning condition still exists. Any new warning or caution condition will enable the steady or pulsing tones respectively.

**Indicator Lamp and Alarm Prove-Out**

**A system will be provided which automatically tests telltale indicator lights and alarms located on the cab instrument panel. Telltale indicators and alarms will perform prove-out at initial power-up to ensure proper performance.**

**Control Switches**

**For ease of use, the following controls will be provided immediately adjacent to the cab instrument panel within easy reach of the driver. All switches will have backlit labels for low light applications.**
**Headlight/Parking light switch: A three (3)-position maintained rocker switch will be provided. The first switch position will deactivate all parking and headlights. The second switch position will activate the parking lights. The third switch will activate the headlights.**
**Panel back lighting intensity control switch: A three (3)-position momentary rocker switch will be provided. Pressing the top half of the switch, "Panel Up" increases the panel back lighting intensity and pressing the bottom half of the switch, "Panel Down" decreases the panel back lighting intensity. Pressing the half or bottom half of the switch several times will allow back lighting intensity to be gradually varied from minimum to maximum intensity level for ease of use.**
**Ignition switch: A three (3)-position maintained/momentary rocker switch will be provided. The first switch position will turn off and deactivate vehicle ignition. The second switch position will activate vehicle ignition and will perform prove-out on the telltale indicators and alarms for 3 to 5 seconds after the switch is turned on. A green indicator lamp is activated with vehicle ignition. The third momentary position will temporarily silence all active cab alarms. An alarm "chirp" may continue as long as alarm condition exists. Switching ignition to off position will terminate the alarm silence feature and reset function of cab alarm system.**

**Engine start switch: A two (2)-position momentary rocker switch will be provided. The first switch position is the default switch position. The second switch position will activate the vehicle's engine. The switch actuator is designed to prevent accidental activation.**
**Hazard switch will be provided on the instrument panel or on the steering column.**
**Heater, defroster, and air conditioning control panel.**
**Turn signal arm: A self-canceling turn signal with high beam headlight controls will be provided.**
**Windshield wiper control will have high, low and intermittent modes.**
**Parking brake control: An air actuated push/pull park brake control valve will be provided.**
**Chassis horn control: Activation of the chassis horn control will be provided through the center of the steering wheel.**
**High idle engagement switch: A momentary rocker switch with integral indicator lamp will be provided. The switch will activate and deactivate the high idle function. The "OK To Engage High Idle" indicator lamp must be active for the high idle function to engage. A green indicator lamp integral to the high idle engagement switch will indicate when the high idle function is engaged.**
**"OK To Engage High Idle" indicator lamp: A green indicator light will be provided next to the high idle activation switch to indicate that the interlocks have been met to allow high idle engagement.**
**Emergency switching will be controlled by multiple individual warning light switches for various groups or areas of emergency warning lights. An Emergency Master switch provided on the instrument panel that enables or disables all individual warning light switches is included.**
**An additional "Emergency Master" button will be provided on the lower left hand corner of the gauge panel to allow convenient control of the "Emergency Master" system from inside the driver's door when standing on the ground.**

**Custom Switch Panels**

**The design of cab instrumentation will allow for emergency lighting and other switches to be placed within easy reach of the operator thus improving safety. There will be positions for up to four (4) switch panels in the lower instrument console and up to six (6) switch panels in the overhead visor console. All switches have backlit labels for low light conditions.**

**Diagnostic Panel**

**A diagnostic panel will be accessible while standing on the ground and located inside the driver's side door left of the steering column. The diagnostic panel will allow diagnostic tools such as computers to connect to various vehicle systems for improved troubleshooting providing a lower cost of ownership. Diagnostic switches will allow ABS systems to provide blink codes should a problem exist.**
**The diagnostic panel will include the following:**
**Engine diagnostic port**
**Transmission diagnostic port**
**ABS diagnostic port**
**Roll sensor diagnostic port**
**Command Zone USB diagnostic port**
**ABS diagnostic switch (blink codes flashed on ABS telltale indicator)**
**Diesel particulate filter regeneration switch (where applicable)**
**Diesel particulate filter regeneration inhibit switch (where applicable)**

**Cab LCD Display**

**A digital four (4)-row by 20-character dot matrix display will be integral to the gauge panel. The display will be capable of showing simple graphical images as well as text. The display will be split into three (3) sections. Each section will have a dedicated function.**
**The upper left section will display the outside ambient temperature.**
**The upper right section will display the following, along with other configuration specific information:**
**Odometer**
**Trip mileage**
**PTO hours**
**Fuel consumption**
**Engine hours**
**The bottom section will display INFO, CAUTION, and WARNING messages. Text messages will automatically activate to describe the cause of an audible caution or warning alarm. The LCD will be capable of displaying multiple text messages should more than one caution or warning condition exist.**

| | | |
|---|---|---|
| 0509511 | Air Restriction Indicator, Imp/Vel, AXT, Enf MUX | **AIR RESTRICTION INDICATOR**<br>A high air restriction warning indicator light LCD message with amber warning indicator and audible alarm will be provided. |
| 0543751 | Light, Do Not Move Apparatus | **"DO NOT MOVE APPARATUS" INDICATOR**<br>A flashing red indicator light, located in the driving compartment, will be illuminated automatically per the current NFPA requirements. The light will be labeled "Do Not Move Apparatus If Light Is On."<br>The same circuit that activates the Do Not Move Apparatus indicator will activate a pulsing alarm when the parking brake is released. |

| | | |
|---|---|---|
| 0509042 | Messages, Open Dr/DNMT, Color Dsply, | **DO NOT MOVE TRUCK MESSAGES**<br>Messages will be displayed on the Command Zone™, color display located within sight of the driver whenever the Do Not Move Truck light is active. The messages will designate the item or items not in the stowed for vehicle travel position (parking brake disengaged).<br>The following messages will be displayed (where applicable):<br>Do Not Move Truck<br>DS Cab Door Open (Driver Side Cab Door Open)<br>PS Cab Door Open (Passenger's Side Cab Door Open)<br>DS Crew Cab Door Open (Driver Side Crew Cab Door Open)<br>PS Crew Cab Door Open (Passenger's Side Crew Cab Door Open)<br>DS Body Door Open (Driver Side Body Door Open)<br>PS Body Door Open (Passenger's Side Body Door Open)<br>Rear Body Door Open<br>DS Ladder Rack Down (Driver Side Ladder Rack Down)<br>PS Ladder Rack Down (Passenger Side Ladder Rack Down)<br>Deck Gun Not Stowed<br>Lt Tower Not Stowed (Light Tower Not Stowed)<br>Fold Tank Not Stowed (Fold-A-Tank Not Stowed)<br>Aerial Not Stowed (Aerial Device Not Stowed)<br>Stabilizer Not Stowed<br>Steps Not Stowed<br>Handrail Not Stowed<br>Any other device that is opened, extended, or deployed that creates a hazard or is likely to cause major damage to the apparatus if the apparatus is moved will be displayed as a caution message after the parking brake is disengaged. |
| 0611683 | Switching, Cab Instrument Lower Console & Overhead, Membrane, Enforcer WiFi MUX | **SWITCH PANELS**<br>The emergency light switch panel will have a master switch for ease of use plus individual switches for selective control. Each switch panel will contain eight (8) membrane-type switches each rated for one million (1,000,000) cycles. Panels containing less than eight (8) switch assignments will include non-functioning black appliqués. The built-in switch panels will be located in the lower console or overhead console of the cab.<br>Additional switch panel(s) will be located in the overhead position(s) above the windshield or in designated locations on the lower instrument panel layout.<br>The switches will be membrane-type and also act as an integral indicator light. For quick, visual indication the entire surface of the switch will be illuminated white whenever back lighting is activated and illuminated green whenever the switch is active. An active illuminated switch will flash when interlock requirements are not met or device is actively being load managed. For ease of use, a two (2)-ply, scratch resistant laser engraved Gravoply label indicating the use of each switch will be placed in the center of the switch. The label will allow light to pass through the letters for ease of use in low light conditions. |
| 0802942 | Wiper Control, 2-Speed with Intermittent, Wired to Prk Brk, MUX, Enforcer | **WIPER CONTROL**<br>Wiper control will consist of a two (2)-speed windshield wiper control with intermittent feature and windshield washer controls. The control will be located on the left side of the center instrument panel.<br>The wipers will be interlocked to the parking brake. The wipers will terminate operation when the parking brake is set. |
| 0834413 | USB, Cab, 4, 12V DC, Dual USB Termination, Batt Dir. NFPA1900/ULC | **CAB USB**<br>There will be four (4) USB terminations with a combination USB type A & C, wired to battery direct power, and provided per the following:<br>One (1) within reach of the driver<br>One (1) within reach of the passenger<br>Two (2) on the rear of the engine tunnel, one (1) each side.<br>Battery direct loads cannot be load managed. |
| 0821192 | Wiring, Spare, 20 A 12V DC 1st NFPA1900/ULC | **SPARE CIRCUIT**<br>There will be two (2) pair of wires, including a positive and a negative, installed on the apparatus.<br>The wires will have the following features:<br>The positive wire will be connected directly to the battery switched power<br>The negative wire will be connected to ground<br>Wires will be capable of carrying 20 amps<br>Power and ground will terminate officer side dash area<br>Termination will be with heat shrinkable butt splicing<br>Wires will be protected to meet the NFPA Automotive Fire Apparatus standard.<br>The circuit(s) may be load managed when the parking brake is set. |
| 0821230 | Wiring, Spare, 20 A 12V DC, 6 CKT FB, Blue Sea 5025 1st NFPA1900/ULC | **SPARE CIRCUIT**<br>There will be one (1) pair of wires, including a positive and a negative, installed on the apparatus.<br>The wires will have the following features:<br>The positive wire will be connected directly to the battery switched power.<br>The negative wire will be connected to ground.<br>Wires will be capable of carrying 20 amps.<br>Power and ground will terminate RS2 rear wall upper right corner.<br>Termination will be to a Blue Sea System, Model 5025, 6 circuit with negative bus bar. The terminal block will include a cover with circuit labels.<br>Wires will be protected to meet the NFPA Automotive Fire Apparatus standard.<br>This circuit(s) may be load managed when the parking brake is set. |

| | | |
|---|---|---|
| 0821232 | Wiring, Spare, 20 A 12V DC, 6 Circuit Fuse Block, Blue Sea 5025 2nd NFPA1900/ULC | **SPARE CIRCUIT**<br>There will be one (1) pair of wires, including a positive and a negative, installed on the apparatus.<br>The wires will have the following features:<br>The positive wire will be connected directly to the battery switched power.<br>The negative wire will be connected to ground.<br>Wires will be capable of carrying 20 amps.<br>Power and ground will terminate behind the officer's seat, on the forward vertical surface of the rear facing cabinet, next to the engine tunnel.<br>Termination will be to a Blue Sea System, Model 5025, 6 circuit with negative bus bar. The terminal block will include a cover with circuit labels.<br>Wires will be protected to meet the NFPA Automotive Fire Apparatus standard.<br>This circuit(s) may be load managed when the parking brake is set. |
| 0636439 | Wiring, Spare, 37.5 A 12V DC, Cust Install Radio, 30A Bat Dir, 7.5A Ign & Grnd | **CUSTOMER SUPPLIED RADIO WIRING**<br>There will be two (2) 12 volt combination wiring leads of which each will include one (1) direct battery, one (1) ignition and one (1) negative for use with radio equipment.<br>Each lead will be 18.00" long and be provided in center dash for the radio system. The leads will be clearly marked in a coil and terminate with butt splices.<br>A breaker rated for 30 amps will be provided for circuit protection of the direct battery lead with a minimum of 10 gauge wire.<br>A breaker rated for 7.5 amps will be provided for circuit protection of the ignition lead.<br>The wires will be colored coded as follows:<br>red for direct battery<br>yellow for ignition<br>black for ground |
| 0680138 | Switches, MUX Membrane, Outlined in Red | **OUTLINE, RED, MUX SWITCHING**<br>There will be one (1) switch panel membrane switches outlined in red for identification purposes.<br>The location of the switches will be E-Master switch. |
| 0819994 | Radio, Jensen, AM/FM/WB, Bluetooth | **STEREO RADIO**<br>There will be one heavy duty AM/FM / Weatherband / Bluetooth stereo radio. The radio will be installed per instrument panel layout. There will be 5.25" speakers installed one (1) pair of 5.25" speakers in the cab and one (1) pair of 5.25" speakers in the crew cab. The antenna will be a roof-mounted rubber antenna located in an open space, on the cab roof.<br>The following Jensen features will be included:<br>180 watts max power (45W x 4); 100 watts RMS (25W x 4)<br>Bluetooth® streaming audio (A2DP/AVRCP)<br>Weatherband<br>AM/FM tuner with 30 presets<br>Audio settings (volume/bass/treble/balance/fade)<br>Toggle switch between day and night display<br>Daylight-readable, segmented LCD<br>Two-wire power with non-volatile memory and clock support<br>Low battery alert |
| 0814201 | Vehicle Information Center, 7" Color Display, Touchscreen, MUX, CL714 | **INFORMATION CENTER**<br>An information center employing a 7.00" diagonal touch screen color LCD display will be encased in an ABS plastic housing.<br>The information center will have the following specifications:<br>Operate in temperatures from -40 to 158 degrees Fahrenheit<br>LCD optically bonded to hardened AR glass lens<br>Five weather resistant user interface switches<br>Grey with black accents<br>Sunlight Readable<br>Linux operating system<br>Minimum of 1000nits rated display<br>Display can be changed to an available foreign language<br>A LCD display integral to the cab gauge panel will be included as outlined in the cab instrumentation area.<br>Programmed to read US Customary<br>**General Screen Design**<br>Where possible, background colors will be used to provide "At a Glance" vehicle information. If information provided on a screen is within acceptable limits, a green background will be used.<br>If a caution or warning situation arises the following will occur:<br>An amber background/text color will indicate a caution condition<br>A red background/text color will indicate a warning condition<br>The information center will utilize an "Alert Center" to display text messages for audible alarm tones. The text messages will be written to identify the item(s) causing the audible alarm to sound. If more than one (1) text message occurs, the messages will cycle every second until the problem(s) have been resolved. The background color for the "Alert Center" will change to indicate the severity of the "warning" message. If a warning and a caution condition occur simultaneously, the red background color will be shown for all alert center messages.<br>A label for each button will exist. The label will indicate the function for each active button for each screen. Buttons that are not utilized on specific screens will have a button label with no text or symbol.<br>**Home/Transit Screen**<br>This screen will display the following:<br>Vehicle Mitigation (if equipped)<br>Water Level (if the water level system includes compatible communications to the information |

center)
Foam Level (if the foam level system includes compatible communications to the information center)
Seat Belt Monitoring Screen
Tire Pressure Monitoring (if equipped)
Digital Speedometer
Active Alarms

**On Scene Screen**

This screen will display the following and will be auto activated with pump engaged (if equipped):
Battery Voltage
Fuel
Oil Pressure
Coolant Temperature
RPM
Water Level (if equipped)
Foam Level (if equipped)
Foam Concentration (if equipped)
Water Flow Rate (if equipped)
Water Used (if equipped)
Active Alarms

**Virtual Buttons**

There will be four (4) virtual switch panel screens that match the overhead and lower lighting and HVAC switch panels.

**Page Screen**

The page screen will display the following and allow the user to progress into other screens for further functionality:
Diagnostics
Faults
Listed by order of occurrence
Allows to sort by system
Interlock
Throttle Interlocks
Pump Interlocks (if equipped)
Aerial Interlocks (if equipped)
PTO Interlocks (if equipped)
Load Manager
A list of items to be load managed will be provided. The list will provide a description of the load. The lower the priority numbers the earlier the device will be shed should a low voltage condition occur.
The screen will indicate if a load has been shed (disabled) or not shed.
"At a glance" color features are utilized on this screen.
Systems
Command Zone
Module type and ID number
Module Version
Input or output number
Circuit number connected to that input or output
Status of the input or output
Power and Constant Current module diagnostic information
Foam (if equipped)
Pressure Controller (if equipped)
Generator Frequency (if equipped)
Live Data
General Truck Data
Maintenance
Engine oil and filter
Transmission oil and filter
Pump oil (if equipped)
Foam (if equipped)
Aerial (if equipped)
Setup
Clock Setup
Date & Time
12 or 24 hour format
Set time and date
Backlight
Daytime
Night time
Sensitivity
Unit Selection
Home Screen
Virtual Button Setup
On Scene Screen Setup
Configure Video Mode
Set Video Contrast
Set Video Color
Set Video Tint
Do Not Move
The screen will indicate the approximate location and type of item that is open or is not stowed for travel. The actual status of the following devices will be indicated
Driver Side Cab Door
Passenger's Side Cab Door
Driver Side Crew Cab Door
Passenger's Side Crew Cab Door
Driver Side Body Doors
Passenger's Side Body Doors
Rear Body Door(s)
Ladder Rack (if applicable)

Deck Gun (if applicable)
Light Tower (if applicable)
Hatch Door (if applicable)
Stabilizers (if applicable)
Steps (if applicable)
Notifications
View Active Alarms
Shows a list of all active alarms including date and time of the occurrence is shown with each alarm
Silence Alarms - All alarms are silenced
Timer Screen
HVAC (if equipped)
Tire Information (if equipped)
Ascendant Set Up Confirmation (if equipped)
Button functions and button labels may change with each screen.

| | | |
|---|---|---|
| 0814219 | Vehicle Information Center, 7" Color Display, MUX, Additional,Touchscreen, CL714 | **ADDITIONAL INFORMATION CENTER**<br>There will be one (1) information center(s) each employing a 7.00" diagonal touch screen color LCD display located on the right side engine tunnel.<br>The information center(s) will have the following specifications:<br>Operate in temperatures from -40 to 158 degrees Fahrenheit<br>LCD optically bonded to hardened AR glass lens<br>Five weather resistant user interface switches<br>Grey with black accents<br>Sunlight Readable<br>Linux operating system<br>Minimum of 1000nits rated display<br>Display can be changed to an available foreign language<br>A LCD display integral to the cab gauge panel will be included as outlined in the cab instrumentation area.<br>Programmed to read US Customary<br>**General Screen Design**<br>Where possible, background colors will be used to provide "At a Glance" vehicle information. If information provided on a screen is within acceptable limits, a green background will be used.<br>If a caution or warning situation arises the following will occur:<br>An amber background/text color will indicate a caution condition<br>A red background/text color will indicate a warning condition<br>The information center will utilize an "Alert Center" to display text messages for audible alarm tones. The text messages will be written to identify the item(s) causing the audible alarm to sound. If more than one (1) text message occurs, the messages will cycle every second until the problem(s) have been resolved. The background color for the "Alert Center" will change to indicate the severity of the "warning" message. If a warning and a caution condition occur simultaneously, the red background color will be shown for all alert center messages.<br>A label for each button will exist. The label will indicate the function for each active button for each screen. Buttons that are not utilized on specific screens will have a button label with no text or symbol.<br>**Home/Transit Screen**<br>This screen will display the following:<br>Vehicle Mitigation (if equipped)<br>Water Level (if equipped)<br>Foam Level (if equipped)<br>Seat Belt Monitoring Screen<br>Tire Pressure Monitoring (if equipped)<br>Digital Speedometer<br>Active Alarms<br>**On Scene Screen**<br>This screen will display the following and will be auto activated with pump engaged (if equipped):<br>Battery Voltage<br>Fuel<br>Oil Pressure<br>Coolant Temperature<br>RPM<br>Water Level (if equipped)<br>Foam Level (if equipped)<br>Foam Concentration (if equipped)<br>Water Flow Rate (if equipped)<br>Water Used (if equipped)<br>Active Alarms<br>**Virtual Buttons**<br>There will be four (4) virtual switch panel screens that match the overhead and lower lighting and HVAC switch panels.<br>**Page Screen**<br>The page screen will display the following and allow the user to progress into other screens for further functionality:<br>Diagnostics<br>Faults<br>Listed by order of occurrence<br>Allows to sort by system<br>Interlock<br>Throttle Interlocks<br>Pump Interlocks (if equipped)<br>Aerial Interlocks (if equipped)<br>PTO Interlocks (if equipped)<br>Load Manager<br>A list of items to be load managed will be provided. The list will provide a description of the load. The lower the priority numbers the earlier the device will be shed should a low voltage condition |

occur.
The screen will indicate if a load has been shed (disabled) or not shed.
"At a glance" color features are utilized on this screen.
Systems
Command Zone
Module type and ID number
Module Version
Input or output number
Circuit number connected to that input or output
Status of the input or output
Power and Constant Current module diagnostic information
Foam (if equipped)
Pressure Controller (if equipped)
Generator Frequency (if equipped)
Live Data
General Truck Data
Maintenance
Engine oil and filter
Transmission oil and filter
Pump oil (if equipped)
Foam (if equipped)
Aerial (if equipped)
Setup
Clock Setup
Date & Time
12 or 24 hour format
Set time and date
Backlight
Daytime
Night time
Sensitivity
Unit Selection
Home Screen
Virtual Button Setup
On Scene Screen Setup
Configure Video Mode
Set Video Contrast
Set Video Color
Set Video Tint
Do Not Move
The screen will indicate the approximate location and type of item that is open or is not stowed for travel. The actual status of the following devices will be indicate
Driver Side Cab Door
Passenger's Side Cab Door
Driver Side Crew Cab Door
Passenger's Side Crew Cab Door
Driver Side Body Doors
Passenger's Side Body Doors
Rear Body Door(s)
Ladder Rack (if applicable)
Deck Gun (if applicable)
Light Tower (if applicable)
Hatch Door (if applicable)
Stabilizers (if applicable)
Steps (if applicable)
Notifications
View Active Alarms
Shows a list of all active alarms including date and time of the occurrence is shown with each alarm
Silence Alarms - All alarms are silenced
Timer Screen
HVAC (if equipped)
Tire Information (if equipped)
Button functions and button labels may change with each screen.

| | | |
|---|---|---|
| 0816633 | Collision Mitigation, HAAS Alert (R2V), HA7 | **COLLISION MITIGATION**<br>There will be a HAAS Alert®, Model HA7 Responder-to-Vehicle (R2V) collision avoidance system provided on the apparatus. The HA7 cellular transponder module will be installed behind the cab windshield, as high and near to the center as practical, to allow clear visibility to the sky. The module dimensions are 5.40" long x 2.70" wide x 1.30" high, and operating temperature range is -40 degrees Celsius to 85 degrees Celsius.<br>The transponder will be connected to the vehicle's emergency master circuit and battery direct power and ground.<br>While responding with emergency lights on, the HA7 transponder sends alert messages via cellular network to motorists in the vicinity of the responding truck that are equipped with the WAZE app.<br>While on scene with emergency lights on, the HA7 transponder sends road hazard alerts to motorists in the vicinity of the truck that are equipped with the WAZE app.<br>The HA7 Responder-to-Vehicle (R2V) collision avoidance system will include the transponder and a 5 year cellular plan subscription.<br>Activation of the HAAS Alert system requires a representative of the customer to accept the End User License Agreement (EULA) via an on-line portal. |

| | | |
|---|---|---|
| 0606249 | Vehicle Data Recorder w/CZ and Overhead Display Seat Belt Monitor | **VEHICLE DATA RECORDER**<br>There will be a vehicle data recorder (VDR) capable of reading and storing vehicle information provided.<br>The information stored on the VDR can be downloaded through a USB port mounted in a convenient location determined by cab model. A USB cable can be used to connect the VDR to a laptop to retrieve required information. The program to download the information from the VDR will be available to download on-line.<br>The vehicle data recorder will be capable of recording the following data via hardwired and/or CAN inputs:<br>Vehicle Speed - MPH<br>Acceleration - MPH/sec<br>Deceleration - MPH/sec<br>Engine Speed - RPM<br>Engine Throttle Position - % of Full Throttle<br>ABS Event - On/Off<br>Seat Occupied Status - Yes/No by Position<br>Seat Belt Buckled Status - Yes/No by Position<br>Master Optical Warning Device Switch - On/Off<br>Internal clock syncs the time and date when a laptop is connected<br>**Seat Belt Monitoring System**<br>A seat belt monitoring system (SBMS) will be provided on the Command Zone™ color display and in the center overhead of the cab instrument panel. The SBMS will be capable of monitoring up to 10 seating positions indicating the status of each seat position per the following:<br>Seat Occupied & Buckled = Green LED indicator illuminated<br>Seat Occupied & Unbuckled = Red LED indicator with audible alarm<br>No Occupant & Buckled = Red LED indicator with audible alarm<br>No Occupant & Unbuckled = No indicator and no alarm<br>FAULT = Blue LED indicator illuminated<br>The seat belt monitoring screen will become active on the Command Zone color display when:<br>The home screen is active:<br>and there is any occupant seated but not buckled or any belt buckled with an occupant.<br>and there are no other Do Not Move Apparatus conditions present. As soon as all Do Not Move Apparatus conditions are cleared, the SBMS will be activated.<br>The SBMS will include an audible alarm that will warn that an unbuckled occupant condition exists and the parking brake is released, or the transmission is not in park. |
| 0735006 | Intercom, David Clark, 4-Pos, 2-Radio, (D, O, RPTT), 2obC, U3805 | **INTERCOM SYSTEM**<br>There will be a four (4) position David Clark, Model U3800, intercom system with single radio interface capability at the driver and officer positions and remote radio push to talk buttons located above the officer seat. Two (2) crew cab outboard seats will have intercom only capability.<br>The following components will be provided:<br>One (1) U3805 Radio Cord Junction Module<br>Two (2) U3815 Radio interface modules (Driver, Officer)<br>Two (2) Remote Push To Talk Button Kits<br>One (1) U3800 Master station (1 Crew)<br>One (1) U3801 Remote headset intercom station (1 Crew)<br>One (1) C3820 Power cord<br>All necessary station cables and connectors |
| 0637058 | David Clark Universal Radio Interfaces Included with Single/Dual System | **RADIO / INTERCOM INTERFACE INCLUDED**<br>All radio interfaced stations will have universal radio interfaces installed. The interface wiring will be routed within the cab to match previous units (31796) . |
| 0589947 | Headset, David Clark, H3432 Over The Head, Flex Mic, Push On Push Off | **OVER THE HEAD HEADSET**<br>There will be four (4) over the head headset(s) provided driver, officer and inboard of each outboard seat.<br>Each David Clark, Model H3432, headset will feature:<br>5' Coiled cord<br>Noise cancelling electric microphone<br>Flexible microphone boom rotates 200 degrees for left or right dress<br>Microphone on/off button<br>Comfort Gel Earseals<br>23 dB noise reduction |
| 0819255 | Hangers For Headsets, NFPA/ULC 2024, Each | **HEADSET HANGERS**<br>There will be four (4) headset hanger(s) installed driver's seat, officer's seat, driver's side outboard forward facing seat and passenger's side inboard forward facing seat. The hanger(s) will meet the current edition of applicable NFPA and ULC standards for equipment mounting. |
| 0067116 | Bracket, Johnny Ray Swivel, 7 Lb. Rating | **BRACKET, JOHNNY RAY**<br>There will be one (1) Johnny Ray, radio swivel bracket rated for 7 lbs. and will be provided and installed centered on the center dash area over the dash controls. |

| | | | |
|---|---|---|---|
| 0812657 | SP | Antenna, Sierra Wireless, 10-in-1 Low Profile Dome Antenna | **MODEM ANTENNA**<br>There will be one (1) Sierra Wireless 10-in-1 dome bolt on antenna(s) mounted to the cab roof with the antenna cables routed to the in an open area on cab raised roof. The antenna(s) will be black WiFi antenna.<br>The antenna will be provided with these specification;<br>Directivity: Omni-directional<br>Frequency Range: 617 to 960, 1710 to 6000 Mhz, and 4900-6000MHz<br>Impedance: 50 ohm<br>Compatibility: 4G, 5G<br>Voltage Standing Wave Ratio (VSWR):<2.1 +/- 4MHz<br>Cables/Connectors<br>Cellular: C32, 16ft, FAKRA D (Purple)<br>GPS: C32, 16ft, FAKRA C (Blue)<br>WiFi: C32, 16ft, FAKRA I (Beige)<br>Dimensions: 3.1 x 7.1<br>Operating Temperature : -40/ +80C (-40 / +176F ) |
| 0660489 | | Antenna Mount, Custom Chassis, Fill in Blank Mounting and Cable Locations | **RADIO ANTENNA MOUNT**<br>There will be two (2) standard 1.125", 18 thread, NMO type antenna mounting base(s) installed In open area on cab roof on the cab roof with high efficiency, low loss, coaxial cable(s) routed within the cab / crew area to Run wires to rear of officer seat area . A weatherproof cap will be installed on the mount. |
| 0816158 | | Camera, Pierce, LS Mux, RS, LS, R, Cameras, AHD | **VEHICLE CAMERA SYSTEM**<br>There will be a color vehicle camera system provided with the following:<br>One (1) Analog High Definition (AHD) camera located on the right side of the apparatus, pointing rearward, displayed automatically with the right side turn signal.<br>One (1) AHD camera located on the left side of the apparatus, pointing rearward, displayed automatically with the left side turn signal.<br>One (1) AHD, black camera located at the rear of the apparatus, pointing rearward, displayed automatically with the vehicle in reverse.<br>The camera images will be displayed on the left side vehicle information center display. Audio from the microphone on the rear camera will be emitted by an amplified speaker with volume control in the blank panel to the right of the steering column.<br>The following components will be included:<br>One (1) 1080P Rear Camera<br>Two (2) 1080P Side Cameras<br>All necessary cables |
| 0814861 | | Camera, Switcher, Pierce, 4 channel, AHD, CVBS | **Camera Switcher**<br>There will be one (1), HMU318 HD Image Processor multiplexer, 4 channel camera video switcher with remote control provided to allow single, dual, triplex, quad, trefoil, Y split and PIP view display modes on the vehicle information center display provided. The switcher will have one (1) CVBS, Composite Video Blanking and Sync, standard Definition video output and one (1) AHD, Analog High Definition video output for High Definition cameras. |
| 0523921 | | Recess, Rear Vision Camera | **RECESS REAR CAMERA**<br>A rear camera recess will be provided in the center at the rear. |
| 0890416 | | Pierce Command Zone, Advanced Electronics & Control System, Enforcer, WiFi CZT | **ELECTRICAL POWER CONTROL SYSTEM**<br>The primary power distribution will be located forward of the officer's seating position and be easily accessible while standing on the ground for simplified maintenance and troubleshooting. Additional electrical distribution centers will be provided throughout the vehicle to house the vehicle's electrical power, circuit protection, and control components. The electrical distribution centers will be located strategically throughout the vehicle to minimize wire length. For ease of maintenance, all electrical distribution centers will be easily accessible. All distribution centers containing fuses, circuit breakers and/or relays will be easily accessible.<br>Distribution centers located throughout the vehicle will contain battery powered studs for supplying customer installed equipment thus providing a lower cost of ownership.<br>Circuit protection devices, which conform to SAE standards, will be utilized to protect electrical circuits. All circuit protection devices will be rated per NFPA requirements to prevent wire and component damage when subjected to extreme current overload. General protection circuit breakers will be Type-I automatic reset (continuously resetting). When required, automotive type fuses will be utilized to protect electronic equipment. Control relays and solenoid will have a direct current rating of 125 percent of the maximum current for which the circuit is protected per NFPA.<br>**Solid-State Control System**<br>A solid-state electronics based control system will be utilized to achieve advanced operation and control of the vehicle components. A fully computerized vehicle network will consist of electronic modules, electronic control modules to include black housings, a power indicator and status indicator located near their point of use to reduce harness lengths and improve reliability. The control system will comply with SAE J1939-11 recommended practices.<br>The control system will operate as a master-slave system whereas the main control module instructs all other system components. The system will contain patented Mission Critical software that maintains critical vehicle operations in the unlikely event of a main controller error. The system will utilize a Real Time Operating System (RTOS) fully compliant with OSEK/VDX™ specifications providing a lower cost of ownership.<br>For increased reliability and simplified use the control system modules will include the following attributes:<br>Green LED indicator light for module power<br>Red LED indicator light for network communication stability status |

Control system self test at activation and continually throughout vehicle operation
No moving parts due to transistor logic
Software logic control for NFPA mandated safety interlocks and indicators
Integrated electrical system load management without additional components
Integrated electrical load sequencing system without additional components
Customized control software to the vehicle's configuration
Factory and field programmable to accommodate changes to the vehicle's operating parameters
To assure long life and operation in a broad range of environmental conditions, the solid-state control system modules will meet the following specifications:
Module circuit board will meet SAE J771 specifications
Operating temperature from -40 degrees Celsius to +70 degrees Celsius
Storage temperature from -40 degrees Celsius to +70 degrees Celsius
Vibration to 50g
IP67 rated enclosure (Totally protected against dust and also protected against the effect of temporary immersion between 15 centimeters and one (1) meter)
Operating voltage from eight (8) volts to 32 volts DC
The main controller will activate status indicators and audible alarms designed to provide warning of problems before they become critical.

**Circuit Protection and Control Diagram**

Copies of all job-specific, computer network input and output (I/O) connections will be provided with each chassis. The sheets will indicate the function of each module connection point, circuit protection information (where applicable), wire numbers, wire colors and load management information.

**On-Board Electrical System Diagnostics**

The on-board information center will include the following diagnostic information:
Text description of active warning or caution alarms
Simplified warning indicators
Amber caution indication with intermittent alarm
Red warning indication with steady tone alarm
Advanced diagnostic feature will be provided in this control system. From the Command Zone display or connected wireless device, these features allow the user to monitor the real-time status of every input or output on the vehicle. It also allows users logged in as an administrator to force on inputs or outputs to assist the troubleshooting process.

**TCU Module with WiFi**

An in cab module will provide WiFi wireless interface and data logging capability. The WiFi interface will comply with IEEE 802.11 b/g/n capabilities while communicating at 2.4 Gigahertz. The module will communicate through a black WiFi antenna allowing a line of site communication range of up to 300 feet with a roof mounted antenna.
The module will transmit a password protected web page to a WiFi enabled device (i.e. most smart phones, tablets or laptops) allowing two levels of user interaction. The firefighter level will allow vehicle monitoring of the vehicle and firefighting systems on the apparatus. The technician level will allow diagnostic access to inputs and outputs installed on the Command Zone™, control and information system.
The TCU capability will record faults from the engine, transmission, ABS and Command Zone™, control and information systems as they occur. No other data will be recorded at the time the fault occurs. The data TCU will provide up to 2 Gigabytes of data storage.
The TCU will provide a means to download the TCU information and update software in the device.

**Indicator Light and Alarm Prove-Out System**

A system will be provided which automatically tests basic indicator lights and alarms located on the cab instrument panel.

**Voltage Monitor System**

A voltage monitoring system will be provided to indicate the status of the battery system connected to the vehicle's electrical load. The system will provide visual and audible warning when the system voltage is below or above optimum levels.
The alarm will activate if the system falls below 11.8 volts DC for more than two (2) minutes.

**Dedicated Radio Equipment Connection Points**

There will be three (3) studs provided in the primary power distribution center located in front of the officer for two-way radio equipment. The studs will consist of the following:
12-volt 40-amp battery switched power
12-volt 60-amp ignition switched power
12-volt 60-amp direct battery power
There will also be a 12-volt 100-amp ground stud located in or adjacent to the power distribution center.

**EMI/RFI Protection**

To prevent erroneous signals from crosstalk contamination and interference, the electrical system will meet, at a minimum, SAE J551/2, thus reducing undesired electromagnetic and radio frequency emissions. An advanced electrical system will be used to ensure radiated and conducted electromagnetic interference (EMI) or radio frequency interference (RFI) emissions are suppressed at their source.
The apparatus will have the ability to operate in the electromagnetic environment typically found in fire ground operations to ensure clean operations. The electrical system will meet, without exceptions, electromagnetic susceptibility conforming to SAE J1113/25 Region 1, Class C EMR for 10KHz-1GHz to 100 Volts/Meter. The vehicle OEM, upon request, will provide EMC testing reports from testing conducted on an entire apparatus and will certify that the vehicle meets SAE J551/2 and SAE J1113/25 Region 1, Class C EMR for 10KHz-1GHz to 100 Volts/Meter requirements. Component and partial (incomplete) vehicle testing is not adequate as overall vehicle design can impact test results and thus is not acceptable by itself.
EMI/RFI susceptibility will be controlled by applying appropriate circuit designs and shielding. The electrical system will be designed for full compatibility with low-level control signals and high-powered two-way radio communication systems. Harness and cable routing will be given careful attention to minimize the potential for conducting and radiated EMI/RFI susceptibility.

| | | |
|---|---|---|
| 0896456 | Prognostics, Electrical System | **ELECTRICAL SYSTEM PROGNOSTICS**<br>There will be a software based vehicle tool provided to predict remaining life of the vehicles critical fluid and events.<br>The system will send automatic indications to the Command Zone™ information center and/or wireless enabled devices to proactively alert of upcoming service intervals.<br>Prognostics will include the following:<br>Engine oil and filter<br>Transmission oil and filter |
| 0624253 | Electrical System, Enforcer MUX | **ELECTRICAL**<br>All 12-volt electrical equipment installed by the apparatus manufacturer will conform to modern automotive practices. All wiring will be high temperature crosslink type. Wiring will be run, in loom or conduit, where exposed and have grommets where wire passes through sheet metal.<br>Automatic reset circuit breakers will be provided which conform to SAE Standards. Wiring will be color, function and number coded. Function and number codes will be continuously imprinted on all wiring harness conductors at 2.00" intervals. Exterior exposed wire connectors will be positive locking, and environmentally sealed to withstand elements such as temperature extremes, moisture and automotive fluids.<br>Electrical wiring and equipment will be installed utilizing the following guidelines:<br>All holes made in the roof will be caulked with silicon. Large fender washers, liberally caulked, will be used when fastening equipment to the underside of the cab roof.<br>Any electrical component that is installed in an exposed area will be mounted in a manner that will not allow moisture to accumulate in it. Exposed area will be defined as any location outside of the cab or body.<br>Electrical components designed to be removed for maintenance will not be fastened with nuts and bolts. Metal screws will be used in mounting these devices. Also a coil of wire will be provided behind the appliance to allow them to be pulled away from mounting area for inspection and service work.<br>Corrosion preventative compound will be applied to all terminal plugs located outside of the cab or body. All non-waterproof connections will require this compound in the plug to prevent corrosion and for easy separation (of the plug).<br>All lights that have their sockets in a weather exposed area will have corrosion preventative compound added to the socket terminal area.<br>All electrical terminals in exposed areas will have silicon applied completely over the metal portion of the terminal.<br>All lights and reflectors, required to comply with Federal Motor Vehicle Safety Standard #108, will be furnished. Rear identification lights will be recessed mounted for protection. Lights and wiring mounted in the rear bulkheads will be protected from damage by installing a false bulkhead inside the rear compartments.<br>An operational test will be conducted to ensure that any equipment that is permanently attached to the electrical system is properly connected and in working order.<br>The results of the tests will be recorded and provided to the purchaser at time of delivery. |
| 0079211 | Batteries, (6) Stryten/Exide Grp 31, 950 CCA each, Threaded Stud | **BATTERY SYSTEM**<br>There will be six (6) 12 volt Stryten/Exide®, Model 31S950X3W, batteries that include the following features will be provided:<br>950 CCA, cold cranking amps<br>190 amp reserve capacity<br>High cycle<br>Group 31<br>Rating of 5700 CCA at 0 degrees Fahrenheit<br>1140 minutes of reserve capacity<br>Threaded stainless steel studs<br>Each battery case will be a black polypropylene material with a vertically ribbed container for increased vibration resistance. The cover will be manifold vented with a central venting location to allow a 45 degree tilt capacity.<br>The inside of each battery will consist of a "maintenance free" grid construction with poly wrapped separators and a flooded epoxy bottom anchoring for maximum vibration resistance. |
| 0615563 | Battery System, Single Start, Kissling Red Switch, Saber FR/Enforcer | **BATTERY SYSTEM**<br>There will be a single starting system with an ignition switch and starter button provided and located on the cab instrument panel.<br>**MASTER BATTERY SWITCH**<br>There will be a Kissling, red master battery switch provided within the cab within easy reach of the driver to activate the battery system.<br>An indicator light will be provided on the instrument panel to notify the driver of the status of the battery system. |

| | | |
|---|---|---|
| 0002698 | Battery Compartment, Saber/Enforcer | **BATTERY COMPARTMENTS**<br>Batteries will be placed on non-corrosive mats and be stored in well ventilated compartments located under the cab and bolted directly to the chassis frame. The battery boxes will have reinforced sides. The battery compartments will be constructed of 0.188" steel plate and be designed to accommodate a maximum of three (3) group 31 batteries in each compartment. The battery hold-downs will be of a non-corrosive material. All bolts and nuts will be stainless steel. Heavy-duty, 2/0 gauge, color coded battery cables will be provided. Battery terminal connections will be coated with anti-corrosion compound.<br>Battery solenoid terminal connections will be encapsulated with semi-permanent rubberized compound.<br>**JUMPER STUDS**<br>One (1) set of battery jumper studs with plastic color-coded covers will be included on the battery compartments. |
| 0812586 | Charger, Sngl Sys, Kussmaul, Chief 091-266-12-60, 60 Amp | **BATTERY CHARGER**<br>There will be a Kussmaul™, Chief Series Smart Charger 6012, product code 091-266-12-60, 60 amp battery charger with build-in touch screen display provided.<br>The battery charger will be wired to the AC shoreline inlet through a junction box located near the battery charger. |
| 0814869 | Location, Cab, Charger, Behind Driver Seat | The battery charger will be located in the cab behind the driver seat. |
| 0811943 | Panel, Remote Control, Kussmaul, Chief 091-266-RCP | **REMOTE CONTROL PANEL - BATTERY CHARGER**<br>There will be a Kussmaul™, Chief Series Smart Charger remote control panel, product code 091-266-RCP included. |
| 0814939 | Location, Cab, Ind/Remote, Driver's Seat Riser | The battery charger indicator will be located on the driver's seat riser. |
| 0811952 | Not Required, Indicator/Remote Status | |
| 0016857 | Shoreline, 20A 120V, Kussmaul Auto Eject, 091-55-20-120, Super | **AUTO EJECT FOR SHORELINE**<br>There will be one (1) Kussmaul™, Model 091-55-20-120, 20 amp 120 volt AC shoreline inlet(s) provided to operate the dedicated 120 volt AC circuits on the apparatus.<br>The shoreline inlet(s) will include red weatherproof flip up cover(s).<br>There will be a release solenoid wired to the vehicle's starter to eject the AC connector when the engine is starting.<br>The shoreline(s) will be connected to the battery charger.<br>There will be a mating connector body supplied with the loose equipment.<br>There will be a label installed near the inlet(s) that state the following:<br>Line Voltage<br>Current Ratting (amps)<br>Phase<br>Frequency |
| 0026800 | Shoreline Location | The shoreline receptacle will be located on the driver's side cab step well area as far rearward as practical. |
| 0647728 | Alternator, 430 amp, Delco Remy 55SI | **ALTERNATOR**<br>A Delco Remy®, Model 55SI, alternator will be provided. It will have a rated output current of 430 amps, as measured by SAE method J56. The alternator will feature an integral regulator and rectifier system that has been tested and qualified to an ambient temperature of 257 degrees Fahrenheit (125 degrees Celsius). The alternator will be connected to the power and ground distribution system with heavy-duty cables sized to carry the full rated alternator output. |

| | | |
|---|---|---|
| 0092582 | Load Manager/Sequencer, MUX | **ELECTRONIC LOAD MANAGER**<br>An electronic load management (ELM) system will be provided that monitors the vehicles 12-volt electrical system, automatically reducing the electrical load in the event of a low voltage condition, and automatically restoring the shed electrical loads when a low voltage condition expires. This ensures the integrity of the electrical system.<br>For improved reliability and ease of use, the load manager system will be an integral part of the vehicle's solid state control system requiring no additional components to perform load management tasks. Load management systems which require additional components will not be allowed.<br>The system will include the following features:<br>System voltage monitoring.<br>A shed load will remain inactive for a minimum of five minutes to prevent the load from cycling on and off.<br>Sixteen available electronic load shedding levels.<br>Priority levels can be set for individual outputs.<br>High Idle to activate before any electric loads are shed and deactivate with the service brake.<br>If enabled:<br>"Load Man Hi-Idle On" will display on the information center.<br>Hi-Idle will not activate until 30 seconds after engine start up.<br>Individual switch "on" indicator to flash when the particular load has been shed.<br>The information center indicates system voltage.<br>The information center, where applicable, includes a "Load Manager" screen indicating the following:<br>Load managed items list, with priority levels and item condition.<br>Individual load managed item condition:<br>ON = not shed<br>SHED = shed<br>**SEQUENCER**<br>A sequencer will be provided that automatically activates and deactivates vehicle loads in a preset sequence thereby protecting the alternator from power surges. This sequencer operation will allow a gradual increase or decrease in alternator output, rather than loading or dumping the entire 12 volt load to prolong the life of the alternator.<br>For improved reliability and ease of use, the load sequencing system will be an integral part of the vehicle's solid state control system requiring no additional components to perform load sequencing tasks. Load sequencing systems which require additional components will not be allowed.<br>Emergency light sequencing will operate in conjunction with the emergency master light switch. When the emergency master switch is activated, the emergency lights will be activated one by one at half-second intervals. Sequenced emergency light switch indicators will flash while waiting for activation.<br>When the emergency master switch is deactivated, the sequencer will deactivate the warning light loads in the reverse order.<br>Sequencing of the following items will also occur, in conjunction with the ignition switch, at half-second intervals:<br>Cab Heater and Air Conditioning<br>Crew Cab Heater (if applicable)<br>Crew Cab Air Conditioning (if applicable)<br>Exhaust Fans (if applicable)<br>Third Evaporator (if applicable) |
| 0783153 | Headlights, Rect LED, JW Spkr Evo 2, AXT/Enf/Imp/Sab/Vel | **HEADLIGHTS**<br>There will be four (4) JW Speaker®, Model 8800, 4" x 6" rectangular LED lights mounted in the front quad style, chrome housing on each side of the cab grille:<br>the outside light on each side will contain a part number 055***1 low beam module<br>the inside light on each side will contain a part number 055***1 high beam module<br>the headlights to include chrome bezels<br>The low beam lights will be activated when the headlight switch is on.<br>The high beam and low beam lights will be activated when the headlight switch and the high beam switch is activated. |
| 0625953 | Light, Directional, Wln 600 Cmb, Cab Crn, Wrp Bzl Out HD Lts, Enf/Sab | **DIRECTIONAL LIGHTS**<br>There will be two (2) Whelen 600 series, LED combination directional/marker lights provided. The lights will be located on the outside cab corners, next to the headlights.<br>The color of the lenses will be the same color as the LED's. |
| 0768311 | Light, Directional/Marker, Intermediate, Truck-Lite 30375Y Grm Mt, 2lts, MUX | **INTERMEDIATE LIGHT**<br>There will be two (2) Truck-Lite®, part number 30375Y, 2.24" diameter lights with amber LEDs, grommet mount and chrome cover furnished, one (1) each side in the rear fender panel. The light will double as a turn signal and marker light. |
| 0734373 | Lights, Clearance/Marker, Side, Truck-Lite 33050Y 2 Lts, Others With Visor Lt | **CAB CLEARANCE/MARKER/ID LIGHTS**<br>There will be two (2) Truck-Lite Model 33050Y, lights with amber LEDs, amber lenses, and rubber grommet provided to indicate the presence and overall length of the vehicle in the following locations:<br>Two (2) lights installed as front side clearance lights will be installed, one (1) on each side above the cab doors.<br>The lights will be wired to the running lights of the vehicle.<br>All other forward facing clearance lights will be included with the visor scene light. |

| | | |
|---|---|---|
| 0625210 | Lights, Directional, Cab Front Side, Truck-Lite 19036Y LED, AXT/Enf | **FRONT CAB SIDE CLEARANCE/MARKER LIGHTS**<br>There will be two (2) Truck-Lite®, Model 19036Y, amber LED lights installed to the outside of the chrome wrap around bezel, one (1) on each side of the cab.<br>The lights will activate as additional directional lights with the corresponding directional circuit. |
| 0563675 | Lights, Clearance/Marker/ID, Rear, Truck-Lite 33050R LED 7Lts | **REAR CLEARANCE/MARKER/ID LIGHTING**<br>There will be three (3) Truck-Lite®, Model 33050R, LED lights used as identification lights recessed and located at the rear of the apparatus per the following:<br>As close as practical to the vertical centerline<br>Centers spaced not less than 6.00" or more than 12.00" apart<br>Red in color<br>All at the same height<br>There will be two (2) Truck-Lite, Model 33050R, LED lights recessed at the rear of the apparatus used as clearance lights located at the rear of the apparatus per the following:<br>To indicate the overall width of the vehicle<br>One (1) each side of the vertical centerline<br>As near the top as practical<br>Red in color<br>To be visible from the rear<br>All at the same height<br>There will be two (2) Truck-Lite, Model 33050R, LED lights recessed on the side of the apparatus as marker lights as close to the rear as practical per the following:<br>To indicate the overall length of the vehicle<br>One (1) each side of the vertical centerline<br>As near the top as practical<br>Red in color<br>To be visible from the side<br>All at the same height<br>There will be two (2) red reflectors located on the rear of the truck facing to the rear. One (1) each side, as far to the outside as practical, at a minimum of 15.00", but no more than 60.00", above the ground.<br>There will be two (2) red reflectors located on the side of the truck facing to the side. One (1) each side, as far to the rear as practical, at a minimum of 15.00", but no more than 60.00", above the ground.<br>Per FMVSS 108 and CMVSS 108 requirements. |
| 0804514 | Lights, Tail, Wln M62BTT* Red Stop/Tail & M62T* Amber Dir Arw For Hsg | **REAR FMVSS LIGHTING**<br>The rear stop/tail and directional lighting included in the rear tail light housing will include the following:<br>Two (2) Whelen®, Model M62BTT, 4.30" high x 6.70" wide x 1.40" deep brake/tail lights with red LEDs<br>Two (2) Whelen, Model M62T, 4.30" high x 6.70" wide x 1.40" deep directional lights with amber LEDs. The directional lights will be set to Steady On (Arrow) flash pattern.<br>The lens color(s) to be the same as the LEDs. |
| 0806466 | Lights, Backup, Wln M62BU, LED, For Tail Lt Housing | There will be two (2) Whelen Model M62BU, LED backup lights provided in the tail light housing. |
| 0889577 | Bracket, License Plate & Light, P25 LED, Stainless Brkt | **LICENSE PLATE BRACKET**<br>One (1) license plate bracket constructed of stainless steel will be provided at the rear of the apparatus.<br>One (1) white LED light with chrome housing will be provided to illuminate the license plate. A stainless steel light shield will be provided over the light that will direct illumination downward, preventing white light to the rear. |
| 0556842 | Bezels, Wln, (2) M6 Chrome Pierce, For mtg (4) Wln M6 lights | **LIGHTING BEZEL**<br>There will be two (2) Whelen, Model M6FCV4P, four (4) place chromed ABS housings with Pierce logos provided for the rear M6 series stop/tail, directional, back up, scene lights or warning lights. |
| 0589905 | Alarm, Back-up Warning, PRECO 1040 | **BACK-UP ALARM**<br>A PRECO, Model 1040, solid-state electronic audible back-up alarm that actuates when the truck is shifted into reverse will be provided. The device will sound at 60 pulses per minute and automatically adjust its volume to maintain a minimum ten (10) dBA above surrounding environmental noise levels. |
| 0626588 | Lights, Perimeter Cab, TecNiq T10-LC00-1 15" LED 4Dr | **CAB PERIMETER SCENE LIGHTS**<br>There will be four (4) TecNiq, Model T10-LC00-1, 15.00" lights with white LEDs and 45 degree stainless steel brackets provided per the following:<br>one (1) under the driver's side cab access step<br>one (1) under the passenger's side cab access step<br>one (1) under the passenger's side crew cab access step<br>one (1) under the driver's side crew cab access step<br>The lights will be activated when the battery switch is on, when the respective door is open and by the same control selected for the body perimeter lights. |

| | | |
|---|---|---|
| 0617901 | Lights, Perimeter Pump House, TecNiq T10-LC00-1 15" LED 2lts | **PUMP HOUSE PERIMETER LIGHTS**<br>There will be two (2) TecNiq, Model T10-LC00-1, 15.00" white 12 volt DC LED weatherproof strip lights provided under the pump panel running boards, one (1) each side.<br>The lights will be controlled by the same means as the body perimeter lights. |
| 0626579 | Lights, Perimeter Body, TecNiq T10-LC00-1 15" LED 2lts, Rear Step | **BODY PERIMETER SCENE LIGHTS**<br>There will be two (2) TecNiq, Model T10-LC00-1, 15.00" 12 volt DC LED strip lights provided at the rear step area of the body, one (1) each side shining to the rear.<br>The perimeter scene lights will be activated when the parking brake is applied. |
| 0617802 | Lights, Perimeter, TecNiq T10-LC00-1 15" LED | **ADDITIONAL PERIMETER LIGHTS**<br>There will be four (4) TecNiq, Model T10-LC00-1, 1.25" high x 15.00" long white LED light(s) provided under LS1 and RS1 and each side under front bumper.<br>These additional lights will be controlled with the other body perimeter lights. |
| 0896454 | Enhanced Software for Perimeter Lts | **ENHANCED SOFTWARE FOR PERIMETER LIGHTS**<br>All perimeter lights will be deactivated when the parking brake is released unless alternate control is selected.<br>The cab and crew cab perimeter lights will remain on for ten (10) seconds for improved visibility after the doors closed. |
| 0556360 | Lights, Step, P25 LED 4lts, Pump Pnl Sw | **STEP LIGHTS**<br>Four (4) white LED step lights will be provided. One (1) step light will be provided on each side, on the front compartment face and two (2) step lights at the rear to illuminate the tailboard.<br>These step lights will be actuated with the pump panel light switch.<br>All steps on the apparatus will be illuminated per the current edition of applicable NFPA standards. |
| 0749661 | Light, Roof Mt, Wln S72M**, 72" Cnt Feature, Mkr Lts Activated | **12 VOLT LIGHTING**<br>There will be a Whelen® Model S72M**, 72.00" long 32,400 lumens DC powered light provided on the front cab roof as far forward as practical. The painted parts of this light assembly to be black.<br>The light will include the following:<br>White scene LEDs<br>Two (2) amber LED modules as clearance lights<br>Three (3) amber LED modules as identification lights<br>Four (4) additional LED modules. The additional modules to be four (4) scene light modules with white LEDs<br>The clearance and identification LEDs will be activated with the headlight switch.<br>The scene LEDs will be activated when the battery switch is on and by a switch at the driver's side switch panel and by a switch at the passenger's side switch panel.<br>There will be a switch in the cab on the switch panel to control the flashing or spot LED modules.<br>Amber flashing LED modules will be deactivated when the parking brake is released.<br>The white scene and flashing LED modules may be load managed when the parking brake is applied. |
| 0768061 | Lights, Wln, PCPSM2* Pioneer, 12 VDC, 1st | **12 VOLT DC SCENE LIGHTS**<br>There will be two (2) Whelen® Model PCPSM2*, 16,000 lumens 12 volt DC powered light(s) with white LEDs installed on the cab located, one (1) on the LS cab, between the front and rear doors, as high as possible and one (1) on the RS cab, between the front and rear doors as high as possible.<br>The surface mount housing(s) will be provided with a black cover.<br>The light(s) will be activated by a switch at the driver's side switch panel, by a switch at the left side pump panel and by a switch at the passenger's side switch panel.<br>The light(s) may be load managed when the parking brake is applied. |
| 0766906 | Lights, Wln, PCPSM1*, Pioneer, 12 VDC, 1st | **12 VOLT LIGHTING**<br>There will be two (2) Whelen® Model PCPSM1*, 10,444 lumens 12 volt DC surface mount light(s) installed on the body of the apparatus located, ONE (1) EACH SIDE REAR BULKHEAD AS HIGH AS POSSIBLE.<br>The light(s) will include black housing(s) with a black cover.<br>The light(s) will be controlled by a switch at the driver's side switch panel, by a switch at the left side pump panel, by a switch at the passenger's side switch panel and by a switch in a stainless steel cup located on the driver's side at the rear of the apparatus no more than 72.00" from the ground.<br>The light(s) may be load managed when the parking brake is applied. |

| | | | |
|---|---|---|---|
| 0748793 | | Lights, Wln, S44M** 44" 12VDC, RS Body | **12 VOLT LIGHTING**<br>There will be one (1) Whelen® Model S44M**, 19,440 lumens 44.00" 12 volt DC light(s) with white LEDs provided on the right side of the body located, on the catwalk justified with outboard edge, centered front to rear of catwalk. The painted parts of this light assembly to be black.<br>The light(s) will include the following:<br>10 scene light modules with white LEDs<br>Three (3) amber LEDs as marker lights<br>Two (2) additional LED modules. The additional modules to be two (2) scene light modules with white LEDs.<br>The lights will be activated per the following:<br>The amber marker lights not activated.<br>The scene LEDs will be controlled by the same control that has been selected for the passenger's side scene light(s).<br>There will be a switch in the cab on the switch panel to control the flashing warning LED modules when selected.<br>The light(s) may be load managed when the parking brake is applied. |
| 0748795 | | Lights, Wln, S44M** 44" 12VDC, LS Body | **12 VOLT LIGHTING**<br>There will be one (1) Whelen® Model S44M**, 19,440 lumens 44.00" 12 volt DC light(s) with white LEDs provided on the left side of the body located, on the catwalk justified with outboard edge, centered front to rear of catwalk. The painted parts of this light assembly to be black.<br>The light(s) will include the following:<br>10 scene light modules with white LEDs<br>Three (3) amber LEDs as marker lights<br>Two (2) additional LED modules. The additional modules to be two (2) scene light modules with white LEDs.<br>The lights will be activated per the following:<br>The amber marker lights not activated.<br>The scene LEDs will be controlled by the same control that has been selected for the driver's side scene light(s).<br>There will be a switch in the cab on the switch panel to control the flashing warning LED modules when selected.<br>The light(s) may be load managed when the parking brake is applied. |
| 0645877 | | Lights, Hose Bed, Sides, Dual LED Light Strips | **HOSE BED LIGHTS**<br>There will be white 12 volt DC LED light strips with stainless steel protective cover, provided to light the hose bed area. Hose Bed lights will meet the photometric levels listed in the current edition of applicable NFPA standards for Hose Bed lighting requirements.<br>Light strip(s) will be installed along the upper edge of the left side of the hose bed.<br>Light strip(s) will be installed along the upper edge of the right side of the hose bed.<br>The lights will be activated by a cup switch at the rear of the apparatus no more than 72.00" from the ground. |
| 0631890 | SP | Lights, Rear Scene, Wln, PEL*B LED, 45 Deg Flange | **REAR SCENE LIGHTS**<br>There will be two (2) Whelen, Model PEL*B, white 12 volt DC LED scene lights with 45 degree black housing installed at the rear of the apparatus, (1) each side of rear bulkhead and equal position on LS and RS as per AD print.<br>The lights will be controlled when the parking brake is applied. |
| 0709438 | | Lights, Walk Surf, FRP Flood, LED | **WALKING SURFACE LIGHT**<br>There will be Model FRP, 4.00" round black 12 volt DC LED floodlight(s) with bolt mount provided to illuminate the entire designated walking surface on top of the body.<br>The light(s) will be activated when the body step lights are on. |
| 0039777 | | Switch, Second, Emergency Master, PS | **SWITCH, SECOND EMERGENCY MASTER**<br>A second Emergency Master "on/off" switch will be provided. The switch will be in addition to the standard emergency master switch. Switch will be located in the cab instrument panel on the officers side. |
| 0060111 | | Pumper, Medium, Galvanneal, 2nd Gen | |
| 0554271 | | Body Skirt Height, 20" | |

| | | |
|---|---|---|
| 0013303 | Tank, Water, 500 Gallon, Poly, Med, New York Style | **SPECIAL WATER TANK**<br>Booster tank will have a capacity of 500 gallons and be constructed of polypropylene plastic by United Plastic Fabricating, Incorporated.<br>The Special tank will be T-shaped to provide for deep side compartments and to serve as a large sump to limit the amount of undraftable water.<br>The tank will be designed to achieve a low hose bed. Tank design will be a stepped design with the forward section of the tank higher than the section of the tank that is below the hose bed.<br>Tank joints and seams will be nitrogen welded inside and out.<br>Tank will be baffled in accordance with the current edition of applicable NFPA standards.<br>Baffles will have vent openings at both the top and bottom to permit movement of air and water between compartments.<br>Longitudinal partitions will be constructed of .38" polypropylene plastic and will extend from the bottom of the tank through the top cover to allow for positive welding.<br>Transverse partitions will extend from 4.00" off the bottom of the tank to the underside of the top cover.<br>All partitions will interlock and will be welded to the tank bottom and sides.<br>Tank top will be constructed of .50" polypropylene. It will be recessed .38" and will be welded to the tank sides and the longitudinal partitions.<br>Tank top will be sufficiently supported to keep it rigid during fast filling conditions.<br>Construction will include 2.00" polypropylene dowels spaced no more than 30.00" apart and welded to the transverse partitions. Two (2) of the dowels will be drilled and tapped (.50" diameter, 13.00" deep) to accommodate lifting eyes.<br>A sump that will be sized dependent on the tank to pump plumbing will be provided at the bottom of the water tank.<br>Sump will include a drain plug and the tank outlet.<br>Tank will have a combination vent and 14.00" fill tower.<br>Tank will be installed in a special size fabricated cradle assembly constructed of structural steel.<br>Sufficient crossmembers will be provided to properly support bottom of tank. Crossmembers will be constructed of steel flat bar or rectangular tubing.<br>Tank will "float" in cradle to avoid torsional stress caused by chassis frame flexing. Rubber cushions, .50" thick x 3.00" wide, will be placed on all horizontal surfaces that the tank rests on.<br>Stops or other provision will be provided to prevent an empty tank from bouncing excessively while moving vehicle.<br>Mounting system to be approved by the tank manufacturer. |
| 0003405 | Overflow, 4.00" Water Tank, Poly | Fill tower will be constructed of 0.50" polypropylene and will be a minimum of 8.00" wide x 14.00" long.<br>Fill tower will be furnished with a 0.25" thick polypropylene screen and a hinged cover.<br>An overflow pipe, constructed of 4.00" schedule 40 polypropylene, will be installed approximately halfway down the fill tower and extend through the water tank and exit to the rear of the rear axle. |
| 0028104 | Foam Cell Required | |
| 0024432 | Modified Poly Tank for Single Full Depth Compt | |
| 0633066 | Sleeve, Through Tank | **SLEEVE PLUMBING THROUGH TANK**<br>Four (4) sleeves will be provided in the water tank for a 3.00" pipe and a 4.00" pipe to the rear. |
| 0553725 | Restraint, Water Tank, Heavy Duty, Special Type Tank, 4x4, or Export | **WATER TANK RESTRAINT**<br>A heavy-duty water tank restraint will be provided. |
| 0003429 | Not Required, Direct Tank Fill | |
| 0003424 | Not Required, Dump Valve | |
| 0048710 | Not Required, Jet Assist | |
| 0030007 | Not Required, Dump Valve Chute | |
| 0514778 | Not Required, Switch, Tank Dump Master | |

| | | | |
|---|---|---|---|
| 0556226 | | Hose Bed, Galv, Pumper, New York Style, Fill In The Blank Height | **SPECIAL HOSE BED**<br>The hose bed will be fabricated of 12-gauge galvanneal steel.<br>The sides will not form any portion of the fender compartments.<br>Upper and rear edges of side panels will have a double break for rigidity.<br>The upper area at the rear of the hose bed will be covered with brushed stainless steel to prevent damage to painted surface when hose is removed.<br>Flooring of the hose bed will be removable aluminum grating with the top surface corrugated to aid in hose aeration. The grating slats will be a minimum of 0.50" x 4.50" with spacing between slats for hose ventilation.<br>A cross divider will be provided at the front of the hose bed before the tank transitions from the lower section to the upper section. The divider will run from the top of the side sheet down below the hose bed grating.The hose load will be carried behind the water tank.<br>The hose bed floor will be 66"" from the ground when the truck is fully loaded. |
| 0723549 | | Painted Hose Bed | The hose bed interior walls will be painted to match the lower body color. |
| 0003481 | | Hose Bed Capacity, Special | Hose bed will accommodate (DS to PS): 200' x 1.75" PRE-CONNECT / 200' x 1.75" PRE-CONNECT / 500' x 2.50" / 600' x 2.50"/ 800' x 4.0" . |
| 0003488 | | Divider, Hose Bed, Unpainted | **HOSE BED DIVIDER**<br>Four (4) hosebed dividers will be furnished for separating hose.<br>Each divider will be constructed of a .125" brushed aluminum sheet fitted and fastened into a slotted, 1.50" diameter radiused extrusion along the top, bottom, and rear edge.<br>Divider will be fully adjustable by sliding in tracks, located at the front and rear of the hose bed.<br>Divider will be held in place by tightening bolts, at each end.<br>Acorn nuts will be installed on all bolts in the hose bed which have exposed threads. |
| 0822436 | SP | Cover, Hose Bed, Alum Treadplate, Flat, Center Hose Bed Divider Support | **HOSE BED COVER**<br>A two (2) section hose bed cover, constructed of .125" bright aluminum treadplate will be furnished. The cover will be hinged with full length stainless steel piano hinge. The sides will be flat. The cover will be reinforced to support the weight of a man walking on it. A center support, front to back, will not be required. A stationary bridgework support will be provided at the rear to support the cover.<br>If access to water tank fill tower is blocked by the hose bed cover, then a hinged door will be provided in it so that tank may be filled without raising cover doors.<br>Chrome grab handles and two (2) gas filled cylinders will be provided to assist in opening and closing the cover. Two (2) rubber latches will be provided to hold the cover in the stowed position.<br>A handrail will be provided at the rear.<br>The hose bed cover will be connected to the Do Not Move Truck indicator. The light will be activated if the cover is not in the stowed position and the parking brake is released. |
| 0807411 | | Hose Restraint, Hose Bed, Vinyl, Rear, Separate From Top, Seat Belt | At the rear of the hose bed, a black vinyl flap will be provided with seat belt buckles at the top. The seat belt buckles will be provided with a metal bar, to connect the buckles, and an attached web strap, to allow a single pull release. At the bottom of the flap, Velcro strap and footman loop will be provided. The bottom of the flap will be not weighted.<br>If a strap is provided, the color of the strap will be red. |
| 0526260 | | Cross-Divider, Hose Bed, Location | A cross-divider will be provided directly rearward of the water and foam fill towers. The divider will be bolted to the side sheet. |
| 0089471 | | Cutout, Handhold, in Hose Bed Divider | **CUTOUT, HANDHOLD**<br>A cutout with radiused corners will be provided at the rear of the four (4) hose bed divider(s). |
| 0600698 | SP | Cover, Front of Hose Bed, Cross-Divider to Cross-Divider, Alum Treadplate,D-Ring | **HOSE BED COVER**<br>A full width hose bed cover will be provided between two hose bed cross dividers.<br>The cover will be constructed of .19" bright aluminum treadplate, hinged along the forward edge with a full length stainless steel piano hinge and secured at the front with recessed D-ring latches.<br>The cover will have a 1.25" flange all around with additional bracing to support the weight of a firefighter.<br>This cover will be included in the "Do Not Move Truck" circuit to provide an alert when open. |
| 0695399 | | Running Boards, 14.75" Deep, Front and Rear 45 Degree Corners | **RUNNING BOARDS**<br>Running boards will be fabricated of .125" bright aluminum treadplate.<br>Each running board will be supported by a welded 2.00" square tubing and channel assembly, which will be bolted to the pump compartment substructure.<br>Running boards will be 14.75" deep and spaced .50" away from the pump panel. The front and rear outside corner of the running board will be finished with a 45 degree corner where it lines up with the body.<br>A splash guard will be provided above the running board treadplate. |

| | | |
|---|---|---|
| 0681766 | Tailboard, 16" Deep, Full Width, Extended Substructure, Angled Corners | **TAILBOARD**<br>The tailboard will also be constructed of .125" bright aluminum treadplate and spaced .50" from the body, as well as supported by a structural steel assembly.<br>The tailboard area will be 16.00" deep and full width of the body. The outboard sides of the tailboard will be angled at 45 degrees beginning at the point where the body meets the tailboard at the outboard edge angling rearward to the rear edge of the tailboard.<br>The exterior side will be flanged down and in for increased rigidity of tailboard structure. |
| 0815881 | Wall, Rear, Smooth Aluminum/Body Material, Flush Rear Wall | **REAR WALL, SMOOTH ALUMINUM/BODY MATERIAL**<br>The rear facing surfaces of the center rear wall will be smooth aluminum.<br>The bulkheads, the surface to the rear of the side body compartments, will be smooth and the same material as the body.<br>The rear wall will be flush. |
| 0889721 | Tow Eyes, w/Hitch Receiver, 10k, 2G Pumper | **REAR TOW EYES**<br>Two (2) tow eyes, which are an integral part of the body mounting substructure, will be installed below the rear of the truck.<br>The tow eyes will be of adequate strength to allow the truck to be pulled from the eyes.<br>**REAR HITCH RECEIVER**<br>One (1) hitch receiver will be installed below the tailboard at the rear of the apparatus.<br>The hitch will be constructed of high strength steel and reinforced to the truck framework, via the rear body substructure. The hitch receiver will have an SAE J684 Class IV rating of 10,000 lb towing and 1000 lb tongue weight.<br>Slide-in portion will be held in place by one (1) safety pin with clip.<br>The trailer electrical connection will be a no electric connection. |
| 0590934 | Hose Restraint, Running Board, Straps, FV Fastener | **RUNNING BOARD HOSE RESTRAINT**<br>A pair of 2.00" wide black nylon straps with 2.00" side release fasteners will be provided for each hose tray to secure the hose during travel. There will be Two (2) hose trays located one (1) in each side running board. |
| 0695614 | Tray, Hose, Running Board, Free Floating, Special Capacity, Tapered Both Corners | **HOSE TRAY**<br>Two (2) hose trays will be made free floating one (1) in each side running board.<br>The tray(s) will be flanged and drop in from the top. The ends will be tapered at the front and rear towards the center. No fasteners will be used to secure the tray(s).<br>Capacity of the tray will be 25' x 4.00" LDH.<br>Rubber matting will be installed on the floor of the tray to provide proper ventilation. Drain holes will be provided. |

| | | |
|---|---|---|
| 0895816 | Construction, Compt, Galv, 2G Pumper | **COMPARTMENTATION**<br>Body and compartments will be fabricated of galvanneal steel.<br>Side compartments will be an integral assembly with the rear fenders.<br>Circular fender liners will be provided for prevention of rust pockets and ease of maintenance.<br>Side compartment flooring will be 12-gauge and of the sweep out design, with the floor higher than the compartment door lip.<br>The side compartment door opening will be framed by flanging the edges in 1.75" and bending out again 0.75" to form an angle.<br>Drip protection will be provided above the doors by means of bright aluminum extrusion, formed bright aluminum treadplate, or polished stainless steel.<br>The top of the compartment will be covered with bright aluminum treadplate rolled over the edges on the front, rear, and outward side. These covers will have the corners TIG welded.<br>Side compartment covers will be separate from the compartment tops.<br>Front facing compartment walls will be covered with bright aluminum treadplate.<br>All screws and bolts which protrude into a compartment will have acorn nuts on the ends to prevent injury.<br>**UNDERBODY SUPPORT SYSTEM**<br>Due to the severe loading requirements of this pumper, a method of body and compartment support suitable for the intended load will be provided.<br>The backbone of the support system will be the chassis frame rails, which is the strongest component of the chassis and designed for sustaining maximum loads.<br>The support system will include 0.375" thick steel vertical angle supports bolted to the chassis frame rails with 0.625" diameter bolts.<br>Attached to the bottom of the steel vertical angles will be horizontal angles, with gussets welded to the vertical members, which extend to the outside edge of the body.<br>A steel frame will be mounted on the top of these supports to create a floating substructure, which results in a 500 lb equipment support rating per lower compartment.<br>The steel frames as well as the steel vertical angles will be treated with an epoxy E-coat or equivalent to provide resistance to corrosion and chemicals as standard.<br>The floating substructure will be separated from the horizontal members with neoprene elastomer isolators. These isolators will reduce the natural flex stress of the chassis from being transmitted to the body.<br>The isolators will have a broad load range, proven viability in vehicular applications, be of a fail safe design and allow for all necessary movement in three (3) transitional and rotational modes.<br>The neoprene isolators will be installed in a modified V three (3)-point mounting pattern to reduce the natural flex of the chassis being transmitted to the body.<br>A design with body compartments hanging on the chassis, unsupported, will not be acceptable.<br>**AGGRESSIVE WALKING SURFACE**<br>All exterior surfaces designated as stepping, standing, and walking areas will comply with the required average slip resistance of the current NFPA standards.<br>**LOUVERS**<br>Louvers will be stamped into compartment walls to provide the proper airflow inside the body compartments and to prevent water from dripping into the compartment. Where these louvers are provided, they will be formed into the metal and not added to the compartment as a separate plate.<br>**TESTING OF BODY DESIGN**<br>Body structural analysis will be fully tested. Proven engineering and test techniques such as finite element analysis, strain gauging, and model analysis will be performed with special attention given to fatigue, life and structural integrity of the cab, body and substructure.<br>The body will be tested while loaded to its greatest in-service weight.<br>The criteria used during the testing procedure will include:<br>Raising opposite corners of the vehicle tires 9.00", simulating the twisting a truck may experience when driving over a curb.<br>Making a 90 degree turn while at 20 mph, simulating aggressive driving conditions.<br>Driving the vehicle at 35 mph on a washboard road.<br>Driving the vehicle at 55 mph on a smooth road.<br>Accelerating the vehicle fully, until reaching the approximate speed of 45 mph, on rough pavement.<br>Evidence of actual testing techniques will be made available upon request. |
| 0075649 | LS 152" Rollup, Full Height/Depth Front, Full Height Rear, FDLER | **LEFT SIDE COMPARTMENTATION**<br>The left side compartmentation will consist of three (3) rollup door compartments.<br>A full height, rollup door compartment ahead of the rear wheels will be provided. The interior dimensions of this compartment will be 34.50" wide x 65.13" high x 25.88" deep. The clear door opening will be a minimum of 28.75" wide x 56.88" high.<br>A rollup door compartment over the rear wheels will be provided. The interior dimensions of this compartment will be 66.50" wide x 32.88" high x 12.00" deep. The clear door opening will be a minimum of 58.25" wide x 23.13" high.<br>A full height, rollup door compartment behind the rear wheels will be provided.**The interior dimensions of this compartment will be 47.75" wide x 67.63" high x 25.88" deep in the lower 26.00" of height and 12.00" deep in the remaining upper section of the compartment. The clear door opening will be a minimum of 44.75" wide x 57.88" high.**<br>**The interior height of the compartments will be measured from the compartment floor to the ceiling. The spool of the rollup door at the top of the compartment takes up some usable space. The depth of the compartments will be measured from the back wall to the inside of the door frame.**<br>**Closing of the doors will not require releasing, unlocking, or unlatching any mechanism and will easily be accomplished with one (1) hand.** |

| | | |
|---|---|---|
| 0025615 | RS 152" Rollup, Full Height/Depth Front, Full Height Rear, FDLER | **RIGHT SIDE COMPARTMENTATION**<br>The right side compartmentation will consist of three rollup door compartments.<br>A full height, rollup door compartment ahead of the rear wheels will be provided. The interior dimensions of this compartment will be 34.50" wide x 65.13" high x 25.88" deep. The clear door opening will be a minimum of 28.75" wide x 56.88" high.<br>A rollup door compartment over the rear wheels will be provided. The interior dimensions of this compartment will be 66.50" wide x 32.88" high x 12.00" deep. The clear door opening will be a minimum of 58.25" wide x 23.13" high.<br>A full height, rollup door compartment behind the rear wheels will be provided.**The interior dimensions of this compartment will be 47.75" wide x 67.63" high x 25.88" deep in the lower 26.00" of height and 12.00" deep in the remaining upper section of the compartment. The clear door opening will be a minimum of 44.75" wide x 57.88" high.**<br>**The interior height of the compartments will be measured from the compartment floor to the ceiling. The spool of the rollup door at the top of the compartment takes up some usable space. The depth of the compartments will be measured from the back wall to the inside of the door frame.**<br>**Closing of the door will not require releasing, unlocking, or unlatching any mechanism and will easily be accomplished with one hand.** |
| 0594005 | Doors, Rollup, Amdor, Side Compartments | **SIDE COMPARTMENT ROLLUP DOOR(S)**<br>There will be six (6) compartment doors installed on the side compartments, double faced, aluminum construction, painted one (1) color to match the lower portion of the body and manufactured by AMDOR™ brand rollup doors.<br>Door(s) will be constructed using 1.00" extruded double wall aluminum slats which will feature a flat smooth interior surface to provide maximum protection against equipment hang-up. The slats will be connected with a structural driven ball and socket hinge designed to provide maximum curtain diaphragm strength. Mounting and adjusting the curtain will be done with a clip system that connects the curtain to the balancer drum allowing for easy tension adjustment without tools. The slats will be mounted in reusable slat shoes with positive snap-lock securement.<br>Each slat will incorporate weather tight recessed dual durometer seals. One (1) fin will be designed to locate the seal within the extrusion. The second will serve as a wiping seal which will also allow for compression to prevent water ingression.<br>The doors will be mounted in a one (1)-piece aluminum side frame with recessed side seals to minimize seal damage during equipment deployment. All seals including side frames, top gutters and bottom panel are to be manufactured utilizing non-marring materials.<br>Bottom panel flange of rollup door will be equipped with two (2) cut-outs to allow for easier access with gloved hands.<br>A polished stainless steel lift bar with locking key latches to be provided for each roll-up door. The keys to be Model 1250 for all compartment doors. The lift bar will be located at the bottom of door with striker latches installed at the base of the side frames. Side frame mounted door strikers will include support beneath the stainless steel lift bar to prevent door curtain bounce, improve bottom seal life expectancy and to avoid false door ajar signals.<br>All injection molded rollup door wear components will be constructed of Type 6 nylon.<br>Each rollup door will have a 3.00 inch diameter balancer/tensioner drum to assist in lifting the door.<br>The header for the rollup door assembly will not exceed 4.00".<br>A heavy-duty magnetic switch will be used for control of open compartment door warning lights. |
| 0013671 | Rear, Rollup, 30.75" F-F, 25.88" D | **REAR COMPARTMENTATION**<br>A roll-up door compartment above the rear tailboard will be provided.<br>The interior dimensions of this compartment will be 40.00" wide x 33.63" high x 25.88" deep. The spool of the rollup door at the top of the compartment takes up some usable space. The depth of the compartment will be calculated with the compartment door closed.<br>A louvered, removable access panel will be furnished on the back wall of the compartment.<br>The rear compartment will be open into the rear side compartments.<br>The clear door opening of this compartment will be a minimum of 33.25" wide x 23.88" high.<br>Closing of the door will not require releasing, unlocking, or unlatching any mechanism and will easily be accomplished with one hand. |

| | | | |
|---|---|---|---|
| 0594003 | | Door, Amdor, Rollup, Rear Compartment | **ROLLUP REAR COMPARTMENT DOOR**<br>The rear compartment will have a rollup door.<br>The door will be double faced, aluminum construction, satin aluminum and manufactured by AMDOR™ brand rollup doors.<br>The door will be constructed using 1.00" extruded double wall aluminum slats which will feature a flat smooth interior surface to provide maximum protection against equipment hang-up. The slats will be connected with a structural driven ball and socket hinge designed to provide maximum curtain diaphragm strength. Mounting and adjusting the curtain will be done with a clip system that connects the curtain to the balancer drum allowing for easy tension adjustment without tools. The slats will be mounted in reusable slat shoes with positive snap-lock securement.<br>Each slat will incorporate weather tight recessed dual durometer seals. One (1) fin will be designed to locate the seal within the extrusion. The second will serve as a wiping seal which will also allow for compression to prevent water ingression.<br>The door will be mounted in a one (1)-piece aluminum side frame with recessed side seals to minimize seal damage during equipment deployment. All seals including side frames, top gutters and bottom panel are to be manufactured utilizing non-marring materials.<br>Bottom panel flange of rollup door will be equipped with two (2) cut-outs to allow for easier access with gloved hands.<br>A polished stainless steel lift bar with locking key latches to be provided for each roll-up door. The keys to be Model 1250 for all compartment doors. The lift bar will be located at the bottom of door with striker latches installed at the base of the side frames. Side frame mounted door strikers will include support beneath the stainless steel lift bar to prevent door curtain bounce, improve bottom seal life expectancy and to avoid false door ajar signals.<br>All injection molded rollup door wear components will be constructed of Type 6 Nylon.<br>The door will have a 3.00 inch diameter balancer/tensioner drum to assist in lifting the door.<br>The header for the rollup door assembly will not exceed 4.00".<br>A heavy-duty magnetic switch will be used for control of open compartment door warning lights. |
| 0554995 | | No Body Modification Required | |
| 0093127 | SP | Scuffplate, Aluminum Treadplate, Front Wall of Hose Bed | **SCUFFPLATE**<br>A bright aluminum treadplate scuffplate will installed on the front wall of the hose bed. This scuffplate will be fastened with self tapping screws. |
| 0625184 | | Guard, Drip Pan, S/S, Rollup Door, Pumper | **DOOR GUARD**<br>There will be seven (7) compartment doors that will include a guard/drip pan designed to protect the rollup door from damage when in the retracted position and contain any water spray. The guard will be fabricated from stainless steel and installed left side rearward compartment, left side over the wheel compartment, left side forward compartment, right side rearward compartment, right side over the wheel compartment, right side forward compartment and rear compartment. |
| 0636819 | | Trim, Rollup Door, Painted Job Color, by Amdor | **ROLL-UP DOOR TRIM**<br>The exterior of the aluminum trim around the door opening will be painted to match job color. There will be six (6) compartments with the trim painted. |
| 0659353 | | Lights, Compt, Amdor AY-9220 LED, Dual Lt Strip | **COMPARTMENT LIGHTING**<br>There will be seven (7) compartments with Amdor, Model AY-9220, white 12 volt DC LED compartment light strips. The lights will be mounted with mechanical fasteners.<br>There will be two (2) strip lights installed vertically in each compartment opening per the latest NFPA requirements.<br>The lights will be activated when the battery switch is on and the respective compartment door is opened. |
| 0687135 | | Shelf Tracks, Unpainted | **MOUNTING TRACKS**<br>There will be five (5) sets of tracks for mounting shelf(s) in LS1, LS2, RS1, RS3 and B1. These tracks will be installed vertically to support the adjustable shelf(s). The tracks will be unpainted with a natural finish. |
| 0638569 | | Shelves, Fixed, 500 lb Capacity, Full Width/Depth, Painted Spatter Gray | **FIXED SHELVES**<br>There will be one (1) shelf with a capacity of 500 lb provided. The shelf construction will consist of .188" aluminum with 2.00" sides. Each shelf will be painted spatter gray to match the compartment interior. Each shelf will be fixed in its location in the compartment<br>The shelves will be held in place by .12" thick stamped plated brackets and bolts or angles bolted to the compartment as the engineer or shop floor see fit.<br>The location will be on top of the c-tech cabinet in D3.. |

| | | |
|---|---|---|
| 0625835 | Shelves, Adjustable, 500 lb Capacity, Full Width/Depth, Special Side Height | **ADJUSTABLE SHELVES**<br>There will be nine (9) shelves with a capacity of 500 lb provided. The shelf construction will consist of .188" aluminum painted spatter gray. Each shelf will be infinitely adjustable by means of a threaded fastener, which slides in a track.<br>The shelves will be held in place by .12" thick stamped plated brackets and bolts.<br>The location will be (3) LS1 upper forward of partition, (1) LS2, (3) RS1 forward of partition (1 low, 2 upper), (2) RS3 .<br>The side height of the shelf/shelves will be as follows:<br>Front: 2.00" high<br>Rear: 2.00" high<br>Left & Right Sides: 2.00" high |
| 0709690 | Tray, 250 lb Slide-out, 2" Sides - Adj. Height, Predefined Locations | **SLIDE-OUT ADJUSTABLE HEIGHT TRAY**<br>There will be one (1) slide-out tray provided.<br>Each tray will have 2.00" high sides and a minimum capacity rating of 250 lb in the extended position.<br>Each tray will be constructed of aluminum painted spatter gray.<br>Each tray will be mounted on a pair of side mounted slides. The slide mechanisms will have ball bearings for ease of operation and years of dependable service. The slides will be mounted to shelf tracks to allow the tray to be adjustable up and down within the designated mounting location.<br>An automatic lock will be provided for both the in and out tray positions. The lock trip mechanism will be located at the front of the tray and will be easily operated with a gloved hand.<br>The location(s) will be in B1 in the upper third. |
| 0647091 | Tray, Floor Mounted, Slide-Out, 500lb, 2.00" Sides | **SLIDE-OUT FLOOR MOUNTED TRAY**<br>There will be two (2) floor mounted slide-out tray(s) provided.<br>Each tray will have 2.00" high sides and a minimum capacity rating of 500 lb in the extended position.<br>Each tray will be constructed of aluminum painted spatter gray.<br>There will be two undermount-roller bearing type slides rated at 250 lb each provided. The pair of slides will have a safety factor rating of 2.<br>To ensure years of dependable service, the slides will be coated with a finish that is tested to withstand a minimum of 1,000 hours of salt spray per ASTM B117.<br>To ensure years of easy operation, the slides will require no more than a 50lb force for push-in or pull-out movement when fully loaded after having been subjected to a 40 hour vibration (shaker) test under full load. The vibration drive file will have been generated from accelerometer data collected from a heavy truck chassis driven over rough gravel roads in an unloaded condition. Proof of compliance will be provided upon request.<br>Automatic locks will be provided for both the "in" and "out" positions. The trip mechanism for the locks will be located at the front of the tray for ease of use with a gloved hand.<br>The location(s) will be LS1 to the left of the partition and B1. |
| 0725644 | Cabinet, Drawer Assembly, CTECH, Three Drawers, Up To 24" Wide, 24" Deep | **DRAWER ASSEMBLY**<br>A slide-out drawer assembly will be installed LS3.<br>The clear dimensions of the first drawer starting at the top will be 4.00" with a face plate that is 5.00" high x 21.00" deep. The clear dimensions of the second drawer will be 5.75" with a face plate that is 6.00" high x 21.00" deep. The clear dimensions of the third drawer will be 11.75" with a face plate that is 12.00" high x 21.00" deep. Each drawer will be the same width and not exceed 24.00".<br>The drawers will have a capacity of 250 pounds.<br>The drawers will be mounted in a cabinet housing constructed of light gray powder coated aluminum with anodized aluminum frames. The housing will be 24.00" deep, and completely enclose the drawer.<br>A full-length aluminum extruded rail will be provided at the top edge of each drawer. This rail will act as the latching mechanism as well as the handle for each drawer.<br>There will be a total of one (1) provided. |
| 0540317 | Toolboard, Swing-out, Alum, .188", Peg Board | **SWING OUT TOOLBOARD**<br>A swing out aluminum toolboard will be provided.<br>It will be a minimum of 0.188" thick with .203" diameter holes in a pegboard pattern with 1.00" centers between holes.<br>A 1.00" x 1.00" aluminum tube frame will be welded to the edge of the pegboard.<br>The board will be mounted on a pivoting device at the back of the compartment on the top and bottom to allow easy movement in and out of the compartment. The maximum tool load will be 400 lb.<br>The board will have positive lock in the stowed and extended position.<br>The board will have a D-ring handle to secure it in the stowed position.<br>The board will be mounted on adjustable tracks from front to back within the compartment.<br>One (1) toolboard(s) will be provided. The toolboard(s) will be spatter gray painted and installed RS2 full height and width. |
| 0726441 | Partition, Trans Rear Compt | **PARTITION, TRANSVERSE REAR COMPARTMENT**<br>Two (2) partitions will be bolted in place to separate the left and right side rear compartments from the rear tailboard compartment. The partition will be body material painted spatter gray. |

| | | | |
|---|---|---|---|
| 0726403 | | Partition, Vertical Compt, Special Height | **VERTICAL COMPARTMENT PARTITION**<br>Two (2) partitions will be bolted in one (1) in LS1 @ 18.00" clear DOOR OPENING off of rear wall and one (1) in RS1 @ 8.00 clear DOOR OPENING off of the hydraulic ladder actuator cover. Each partition will be match job 31796 vertical height of the compartment. Each partition will be painted spatter gray. |
| 0685317 | | Bracket, SCBA, Zico, KD-UH-6-SF, Mounted | **SCBA HOLDER**<br>There will be two (2) Zico, Model KD-UH-6-SF, SCBA bracket(s) mounted (1) one bracket centered in the upper section of LS3 and (1) bracket centered in the upper section of RS3. |
| 0820754 | | No Louvers, Delete Standard Compt Louvers, Per Compt, Non-NFPA 2024 | **DELETE STANDARD LOUVERS PER COMPARTMENT**<br>A total of one (1) compartment louver(s) in compartment(s) RS1 will be deleted.<br>NFPA 1900, 2024 edition, section 12.1.1 requires any enclosed external compartment will be weather resistant and ventilated and have provisions for drainage of moisture. Per fire department specification and request to have one (1) or more compartments provided without louvers, the apparatus will be non-compliant to NFPA 1900 standards at time of contract execution. |
| 0659383 | | Matting, Turtle Tile w/Ramp, Compartment Floors | **MATTING, COMPARTMENT FLOOR**<br>Turtle Tile compartment matting will be provided in two (2) compartments on the compartment floor. The locations are, RS2 and RS3.<br>The Turtle Tile will be black and the leading edge of the matting will include the beveled edge. The beveled edge will be black. |
| 0028026 | | Matting, Turtle Tile, Compartment Shelving Only | **MATTING, COMPARTMENT SHELVING**<br>Turtle Tile compartment matting will be provided in 13 shelves. The locations are, all shelves and slide-out trays.<br>The color of the Turtle Tile will be black. |
| 0755638 | | Pegboard, Back Wall Mounted, 3/16" Alum, Full Height Compt | **PEGBOARD**<br>There will be 0.188" thick aluminum pegboard spatter gray painted will be installed on the back wall of one (1) compartments. It will be mounted using two (2) horizontal tracks. Retainers will be used to mount the pegboard to the tracks. The pegboard will be installed on the back wall. The holes will be .203" diameter, punched 1.00" on center. Pegboard will be provided in the following compartments: RS2. |
| 0014005 | SP | Scuffplate, S/S on Compartment Floor, Polished | **SCUFFPLATE**<br>The compartment floor will be reinforced with a section of polished stainless steel scuffplates in one (1) compartments. The scuffplates will be secured in place and have all edges sealed with silicon caulk. The locations are RS 1. |
| 0696957 | | Hitch, Receiver, Sides, Under Body, 2nd Gen | **HITCH RECEIVER**<br>A hitch receiver will be installed at each side of the apparatus behind the rear wheels under the compartments.<br>The side hitch receivers will be constructed of heavy steel tubing and reinforced to the truck framework.<br>The side hitch receivers will be capable of retaining a 6,000 or 9,000 lb portable winch.<br>Slide-in portion will be held in place by one (1) safety pin with clip. |
| 0027090 | | Tracks, Equipment Mounting, Horizontal | **MOUNTING TRACKS**<br>There will be two (2) sets of tracks for mounting equipment. These tracks will be installed horizontally on the back wall of the compartment(s).<br>The compartment(s) with mounting tracks will be (1) in LS3 on the inside left wall AND (1) in RS3 on the inside left wall (opposite of HLR blister). |
| 0698739 | | Rub Rail, Aluminum Extruded at Side & Treadplate at Rear of Body | **RUB RAIL**<br>Bottom edge of the side body compartments will be trimmed with a bright aluminum extruded rub rail. The rear lower edge of the rear compartments will have an aluminum treadplate base trim. Trim extrusion will be 2.12" high with 1.38" flanges turned outward for rigidity.<br>The rub rails will not be an integral part of the body construction, which allows replacement in the event of damage. |

| | | | |
|---|---|---|---|
| 0784811 | | Fender Crowns, Rear, Stainless, w/Removable Liner | **BODY FENDER CROWNS**<br>Polished stainless steel fender crowns will be provided around the rear wheel openings with a dielectric barrier will be provided between the fender crown and the fender sheet metal to prevent corrosion.<br>The fender crowns will be held in place with stainless steel screws that thread directly into a composite nut and not directly into the parent body sheet metal to eliminate dissimilar metals contact and greatly reduce the chance for corrosion. Rubber welting will be provided between the body and crown.<br>**BODY FENDER LINER**<br>A aluminum painted to match the lower body color fender liner will be provided. The liners will be removable to aid in the maintenance of rear suspension components. |
| 0519849 | | Not Required, Hose, Hard Suction | **HARD SUCTION HOSE**<br>Hard suction hose will not be required. |
| 0612959 | | Trough, HSH, (2), Compartment Top Mount, Angle Bracket | **HOSE TROUGH**<br>A quantity of two (2) hard suction hose troughs will be compartment top mounted on an angle bracket. These hose troughs will be located on the left side.<br>Troughs will be constructed of steel painted job color.<br>A quantity of two (2) chrome plated, quarter turn, spring loaded clamps will be provided on the troughs to contain the hard suction hose. |
| 0621021 | | Handrails, Side Pump Panels, Per Print, Hansen Knurled Alum Tubing, LED Backlit | **HANDRAILS**<br>The handrails will be Hansen LED backlit knurled aluminum. The handrails will be lit with a red LED light. The handrails will be activated with the application of the parking brake.<br>Chrome plated end stanchions will support the handrail. Plastic gaskets will be used between end stanchions and any painted surfaces.<br>Drain holes will be provided in the bottom of all vertically mounted handrails.<br>Handrails will be provided to meet current edition of applicable NFPA standards. The handrails will be installed as noted on the sales drawing. |
| 0786434 | SP | Handrails, Beavertail, Hansen Tubing, Knurled Aluminum, LED Backlit, LS Only | **HANDRAILS**<br>One (1) Hansen, LED lit, knurled aluminum vertical handrail will be located on the left side rear beavertail. The handrail will be lit with a red LED light. The hand rail will be activated with the application of the parking brake.<br>Stanchions will support the handrail. Plastic gaskets will be used between end stanchions and any painted surfaces. |
| 0610196 | | Handrail, Rear, Above Hose Bed, New York Style/Low Hose Bed | **HANDRAIL**<br>One (1) horizontal black rubber-covered aluminum handrail will be provided above the hose bed at the rear of the apparatus. The hose bed dividers shall be tied to the upper handrail or cross bar in order to provide sufficient reinforcement. |
| 0614589 | | Handrail, Extra - 10" Long, Hansen Tubing, Knurled Aluminum LED Backlit | **ADDITIONAL HANDRAIL**<br>One (1) handrail, 10.00" long, will be mounted mount to the front of the body 12.00" from the DS side sheet per job 31796.<br>The handrails will be Hansen LED backlit knurled aluminum. The handrails will be lit with a red LED light. The handrails will be activated with the application of the parking brake.<br>Chrome plated end stanchions will support the handrail. Plastic gaskets will be used between end stanchions and any painted surfaces.<br>Drain holes will be provided in the bottom of all vertically mounted handrails. |
| 0636301 | | Compt, Extinguisher (2) Fender Panel, Triangular Door, 8" Dia | **EXTINGUISHER/AIR BOTTLE/ STORAGE (Triangular)**<br>A total of one (1) extinguisher/air bottle/storage compartments will be provided on the right side rearward of the rear wheels. The triangular shaped compartment will be sized to fit a 8.00" diameter extinguisher in the lower area and a 8.00" diameter extinguisher in the upper area. The compartment will be approximately 25.50" deep. A partition will be provided to separate the compartment. Also inside the compartment, black Dura-Surf friction reducing material will be provided. The compartment will be furnished with a drain hole. A painted stainless steel, triangular shaped door with a Southco raised trigger C2 black lever latch will be provided to contain the air bottles. A dielectric barrier will be provided between the door hinge, hinge fasteners and the body sheet metal.<br>**AIR BOTTLE COMPARTMENT STRAP**<br>A strap will be provided in the air bottle compartment(s) to help contain the bottles when the vehicle is parked on an incline. The strap will wrap around the neck and attach to the wall of the compartment. |

| | | |
|---|---|---|
| 0657522 | Compt, Air Bottle, Triple, Fender Panel | **AIR BOTTLE STORAGE (Triple)**<br>A quantity of two (2) air bottle compartments designed to hold (3) air bottles up to 7.25" in diameter x 26.00" deep will be provided on the left side forward of the rear wheels and on the right side forward of the rear wheels. A painted stainless steel door with a Southco raised trigger C2 black lever latch will be provided to contain the air bottle. A dielectric barrier will be provided between the door hinge, hinge fasteners and the body sheet metal.<br>Inside the compartment, black rubber matting will be provided.<br>**Air Bottle Compartment Strap**<br>A strap will be provided in the air bottle compartment(s) to help contain the air bottles when the vehicle is parked on an incline. The strap will wrap around the neck and attach to the wall of the compartment. |
| 0004225 | Ladder, 24' Duo-Safety 900A 2-Section | **EXTENSION LADDER**<br>There will be a 24' two-section aluminum Duo-Safety Series 900-A extension ladder provided. |
| 0004230 | Ladder, 14' Duo-Safety 775A Roof | **ROOF LADDER**<br>There will be a 14' aluminum Duo-Safety Series 775-A roof ladder provided. |
| 0015036 | Rack, Ladders, Hydraulic, RS, Air Clamps | **HYDRAULIC LADDER RACK**<br>Ground ladders will be mounted above the right side of the hose body in a specially designed swing-down cradle. This cradle will be electric/hydraulic operated. The system design will have been life cycle tested for dependable service.<br>An independent hydraulic pump powered by a 12-volt electric motor will operate the hydraulics. The hydraulic pump and reservoir will be accessible from the ground through a stainless steel inspection door.<br>The ladder rack will incorporate two hydraulic rotary actuators, one each located inside the front compartment and the rear compartment. The actuators will be completely enclosed within each compartment to eliminate any pinch points while operating the ladder rack. Lifting arms will be attached outside the compartment body to the front and rear actuator.<br>The rack can be designed in certain situations to provide lifting capabilities up to 500 lb.<br>The maximum height of the rack from the ground in the lowered position will be no more than 47.00".<br>The electric control panel will have a master switch on/off switch, an actuation switch, an operation indicator light and operation instructions. The electric controls will be located at the pump panel adjacent to the ladder rack in such a manner to allow the operator full view of the area into which the ladders will be lowered.<br>Two (2) air operated safety locks will be furnished to securely maintain the ladder bracket assembly in the travel position. These air operated safety locks will be controlled from the ladder rack control panel.<br>A polished stainless steel enclosure shall be provided over the hydraulic ladder rack locks at the front and the rear on the right side to cover the ladder rack locks (2) and provide mounting for any rear warning lights.<br>Ladders will be secured to the brackets with two (2) locks retaining the roof ladder and the extension ladder. The locks will be such that when the roof ladder is removed, the clamps can be moved a half turn to hold the extension ladder in place.<br>**LADDER RACK INTERLOCK AND NOT STOWED INDICATOR LIGHT**<br>An interlock will be provided to prevent operation of the ladder rack unless the apparatus parking brake has been activated.<br>A steady red indicator light will be located on the cab instrument panel and illuminated when the hydraulic ladder rack is not in the stowed position. The light will be labeled "Ladder Rack". In addition, the "Do Not Move Apparatus" light located in the cab will be activated when the hydraulic ladder rack is not in the stowed position. |
| 0756375 | Lights, Hyd Lad Rack Deployed, Truck-Lite 15**** | **HYDRAULIC LADDER RACK DEPLOYED LIGHTS**<br>There will be two (2) Truck-Lite catalog number 15***, 1.20" high x 2.49" wide x 0.94" deep lights with black trim, amber flashing LEDs and provided per the following:<br>One (1) light installed on the front of the hydraulic ladder rack<br>One (1) light installed on the rear of the hydraulic ladder rack<br>The warning light lens colors to be the same as the LEDs<br>The lights will be activated when the battery switch is on and the hydraulic ladder rack is not in the stowed position. |
| 0733387 | Ladder, 10' Duo-Safety Folding 585A | **FOLDING LADDER**<br>One (1) 10.00' aluminum, Series 585-A, Duo-Safety folding ladder will be installed. |
| 0761307 | Mounting Clips, Folding Ladder, Hydraulic Ladder Rack | **FOLDING LADDER STORAGE**<br>There will be mounting clips designated for (1) folding ladder. Pierce will supply and install mounting clips on the inboard side of the hydraulic ladder rack when in the stored position. |
| 0024499 | Arm, Rear, Offset, Hydraulic Rack 2000, Recess Light | The rear hydraulic rack arm will have an offset to not block the rear upper zone warning lights. |
| 0024798 | Arms, Raise Pivot Point, 6", Hydraulic Ladder Rack | The ladder rack pivot point will be raised 6.00" on the passenger's side to change the lifting capacity of the rack. |

| | | | |
|---|---|---|---|
| 0725371 | | Compt w/Door, Backboard, Over Pump | **BACKBOARD STORAGE**<br>A transverse area over the pump and rearward of the crosslays will hold two (2) storage troughs. A blister will be supplied at each side to enclose the backboards due to their length.<br>The backboards will be accessible from either side of the vehicle through the aluminum treadplate door(s) with a pair of lift and turn latches. The door(s) will be hinged along the rearward edge.<br>The size of the backboard(s) to be stored will be 72.00" long x 16.00" wide x 2.00" high. |
| 0627899 | | Pike Pole, 8' Fire Hooks Unlimited, New York Roof Hook, Steel, Pry End, RH-8 | **8' PIKE POLE**<br>One (1) pike pole, Fire Hooks Unlimited, Model RH 8, 8' long roof hook, with a steel handle and pry end will be provided and located On ladder rack. |
| 0638595 | | Trash Hook, 6' Fire Hooks Unlimited, Fiberglass, TRH-6, w/D Handle | **6' PIKE POLE**<br>One (1) pike pole, 6' long trash hook(s), Fire Hooks Unlimited, Model TRH-6 with D-handle will be provided and located LS on back of cab in bracket. |
| 0547754 | | Not Required, Pike, Pole, 8' | |
| 0552649 | | Pike Pole, 6' Fire Hooks Unlimited, New York Roof Hook, Steel, Pry End, RH-6 | **6' PIKE POLE**<br>There will be two (2) Fire Hooks Unlimited NY roof hook RH-6, 6' pike pole(s) with steel handles and pry end provided Both RS on back of cab in nest. |
| 0804624 | SP | Trough for Water Key, Qty, Location | **TRASH HOOK STORAGE**<br>There will be one (1) aluminum enclosure(s) provided for storage of a water key 4" wide x 4" high x 5' deep. The enclosure(s) will be installed On hydraulic ladder rack. |
| 0591519 | | Tubes, Alum, Pike Pole Storage, Location FIB | **PIKE POLE STORAGE**<br>Aluminum tubing will be used for the storage of one (1) pike pole and will be located On hydraulic ladder rack. If the head of a pike pole can come in contact with a painted surface, a stainless steel scuffplate will be provided. |
| 0762479 | SP | Mounting Bracket, Pike Pole, PAC Handlelok #1004 and D Handle Pocket Support | **PIKE POLE STORAGE**<br>There will be storage provided for a total of one (1) pike poles located LS rear of cab - mount at final inspection. The pike pole head end will be contained using a PAC Handlelok Model 1004 and the D-handle end of the pike pole will be contained with an aluminum pocket. |
| 0724839 | SP | Mounting Brackets, Pike Pole, Fire Hooks Unlimited, Hooks Nest 4/PAC Handlelok | **PIKE POLE MOUNTING**<br>A total of two (2) set(s) of Fire Hooks Unlimited, model Hooks Nest 4 and PAC Handlelok, model 1004, mounting brackets will be provided for the mounting of Fire Hooks Unlimited pike poles. The Hooks Nest 4 head bracket will be used to secure the upper portion of the pike pole in conjunction with the Handlelok to secure the handle of the pike pole. The lower pinned portion of the Nest 4 bracket will be shipped with loose equipment. The brackets will be installed Both RS rear of cab - mount at final inspection. |
| 0768976 | | Bell, 12" Chrome w/Eagle, Mounted on Cab Corner, Large Brkt | **BELL**<br>A chrome plated, 12.00" bronze cast bell, complete with an eagle, will be mounted on the passenger side radiused corner of cab face. The cab will be properly reinforced to support the weight of the bell, the reinforcement bracket allow the bell to mount toward the upper corner of the windshield. A rope pull, for the bell, will be installed inside the cab. |
| 0785102 | | Steps, Folding, Front of Body, Cargo Bed Access, w/LED, Trident | **FOLDING STEPS FRONT OF BODY**<br>Folding steps will be provided full height on the left side body compartments to provide access to the cargo bed. Steps will be spaced evenly on the sales drawing. Actual quantity may vary due to pump panel interferences but will meet the NFPA required maximum stepping height.<br>The Trident steps will be bright finished, non-skid with a black tread coating on the stepping surface.<br>The step will incorporate an LED light to illuminate the stepping surface.<br>The steps can be used as a hand hold with two openings wide enough for a gloved hand. |
| 0592994 | | Steps, Folding, Rear of Body, w/LED, Trident | **REAR FOLDING STEPS**<br>Bright finished, non-skid folding steps with a black tread coating on the stepping surface will be provided at the rear. Each step will incorporate an LED light to illuminate the stepping surface. The steps can be used as a hand hold with two openings wide enough for a gloved hand. |

| | | | |
|---|---|---|---|
| 0601853 | SP | I Zone Bracket, Pair, Through Rear Wall, Removable,18" | **I-ZONE BRACKETS**<br>Two (2) removable I-Zone brackets will be provided and mounted at the rear of the apparatus recessed through the rear of the body As per markup on approval document . The brackets will be "L" shaped and extend approximately 18.00" from the body in the deployed position and extend up 8.00". There will be a steel pin to secure the brackets in the stowed position. The brackets will be constructed of .75" diameter aluminum tubing at minimum. The brackets will be designed with adequate reinforcement to eliminate flexing of the body (oil canning) and not interfere with any of the rear facing zone lights when carrying hose. |
| 0820371 | | Pump, Auxiliary, Darley, 2.5AGH, Hyd PTO Drive, 250 GPM, 2024 NFPA 1900 | **AUXILIARY PUMP**<br>A hydraulic driven Darley 2.5AGH centrifugal pump will be provided for pump and roll operations. The pump will have a 2.50" suction inlet and a 2.50" discharge port. The pump will have a gear type hydraulic motor. The pump case will be vertically split for removal and service of the impeller. A Viton, carbon/ceramic shaft seal will be provided. The pump shaft and wear ring will be stainless steel.<br>A variable displacement piston type hydraulic pump supplying the hydraulic motor on the water pump will be supplied. The displacement of the hydraulic pump will be controlled by a fixed orifice type, load sensing, hydraulic circuit. The hydraulic system will have a properly sized reservoir, cooler, filter and accessory components. The components will be mounted in the vehicle body to facilitate routine maintenance operations. The hydraulic drive design will be certified by manufacturer of the primary hydraulic components as suitable for the intended use and duty.<br>All components of the water pump and drive system will be readily available on the domestic hydraulic market (USA).<br>An auxiliary pump drain will be supplied.<br>**AUXILIARY PUMP PERFORMANCE**<br>The pump will be rated by the pump manufacturer on bench testing to the deliver the following performance at 1000 engine rpm. These numbers will be reduced when installed on the apparatus due to plumbing restrictions and/or the location of this water pump.<br>- 250 gpm @ 150psi<br>- 175 gpm @ 200psi<br>- 125 gpm @ 250psi<br>This pump will also meet NFPA 1900 section 15.2.2.1 for pump and roll performance/requirements. It will deliver 20 gpm @ 80 psi while moving at 2 mph or less. |
| 0626923 | | Installation Location, Aux Pump, Inside Pump House Area | **AUXILIARY PUMP INSTALLATION**<br>The auxiliary pump will be installed and located within the main pump module. |
| 0788341 | | Not Required, Fuel Supply, (Hydraulic Drive Pump) | |
| 0626844 | | Not Required, Exhaust Routing, Aux Pump | |
| 0787477 | | Discharge Connections, Aux Pump, Standard, w/Foam System | **AUXILIARY PUMP DISCHARGE CONNECTIONS**<br>A discharge manifold will be supplied as required to allow plumbing of the required discharges. This pump will supply water to all foam capable discharge outlets<br>Check valve(s) will be provided to prevent backflows between the main pump and the auxiliary pump. |
| 0626917 | | Tank to Pump Line, Hyd Aux Pump, 2.50", Separate Tank to Pump Line | **AUXILIARY PUMP -TANK TO PUMP CONNECTION**<br>An independent 2.50" tank to pump piping with a 2.50" valve will be provided for the auxiliary pump. It will not be part of the main pump's tank to pump line nor draw water through the main pump.<br>The design will include a method for anti-swirl protection and prevent pump cavitation.<br>The tank to pump line will run from the pump into the front face of the water tank. A rubber coupling will be included in this line to prevent damage from vibration or chassis flexing. A check valve will be provided in the tank to pump supply line to prevent the possibility of "back filling" the water tank.<br>This tank to pump connection will have an electric valve that will open when the Pierce hydraulic pressure controller(s) "ON" switch is activated. The valve will close when the "OFF" switch is activated. The electric tank to pump valve will not be gateable. |
| 0787464 | | Primer, Aux Pump, Trident, Air Prime, Air Operated | **AUXILIARY PUMP PRIME, TRIDENT PRIMING PUMP**<br>The priming pump will be a Trident Emergency Products compressed air powered, high efficiency, multistage venturi based AirPrime System, conforming to standards outlined in the current edition of applicable NFPA standards.<br>All wetted metallic parts of the priming system are to be of brass and stainless steel construction.<br>One (1) priming control will open the priming valve and start the pump primer. |

| | | |
|---|---|---|
| 0788354 | Controls, Hydraulic Aux Pump, Pierce, Dual | **AUXILIARY PUMP GAUGES AND CONTROLS**<br>There will be PTO switch(s) and indicator light(s) provided in the cab near the driver's position and on left pump operator's panel for engaging the water pump PTO.<br>To control the pump pressure and activate the water pump, a Pierce electronic water pressure controller(s) will be provided in the cab near the driver's postion and on left pump operator's panel.<br>The electronic water pressure controller(s) will mounted on an integrated panel and contain a digital pressure gauge along with pump and system status indicators and a pump pressure adjustment knob. |
| 0626933 | Line, Recirculating, Aux Pump, 499gpm and less, 0.375", Automatic | **AUXILIARY PUMP AUTOMATIC RECIRCULATING LINE**<br>The auxiliary pump will be furnished with a 0.375" automatic pump recirculating line with a check valve. The line will be routed from the discharge side of the auxiliary pump to the water tank. This line will be designed to circulate water continuously from the auxiliary pump back to the tank to help maintain the water pump temperature at a safe level.<br>The recirculating line will be plumbed into the water tank dome. It will include a check valve to facilitate priming and prevent water backflow. The check valve will be installed as close as possible to the water tank dome. |
| 0777558 | ENGINEERING REVIEW REQUIRED - Auxiliary Pump | |
| 0005498 | Pump House, Side Control, 52" | **PUMP COMPARTMENT**<br>The pump compartment will be separate from the hose body and compartments so that each may flex independently of the other. It will be a fabricated assembly of steel tubing, angles and channels which supports both the fire pump and the side running boards.<br>The pump compartment will be mounted on the chassis frame rails with rubber biscuits in a four point pattern to allow for chassis frame twist.<br>Pump compartment, pump, plumbing and gauge panels will be removable from the chassis in a single assembly.<br>**PUMP MOUNTING**<br>Pump will be mounted to a substructure which will be mounted to the chassis frame rail using rubber isolators. The mounting will allow chassis frame rails to flex independently without damage to the fire pump.<br>**PUMP CONTROL PANELS (Side Control)**<br>All pump controls and gauges will be located at the left side of the apparatus and properly marked.<br>The control panels will be 52.00" wide.<br>Polished stainless steel trim collars will be installed around all inlets and outlets.<br>All push/pull valve controls will have 1/4 turn locking control rods with polished chrome plated zinc tee handles. Guides for the push/pull control rods will be chrome plated zinc castings securely mounted to the pump panel. Push/pull valve controls will be capable of locking in any position. The control rods will pull straight out of the panel and will be equipped with universal joints to eliminate binding.<br>The identification tag for each valve control will be recessed in the face of the tee handle.<br>All discharge outlets will have color coded identification tags, with each discharge having its own unique color. Color coding will include the labeling of the outlet and the drain for each corresponding discharge.<br>All line pressure gauges will be mounted in individual chrome plated castings with the identification tag recessed in the casting below the gauge. All remaining identification tags will be mounted on the pump panel in chrome plated bezels. Mounting of the castings and identification bezels will be done with a threaded peg cast on the back side of the bezel or screws. |
| 0035501 | Pump House Structure, Std Height | |
| 0004425 | Pump, Waterous, CSU, 1500 GPM, Single Stage | **PUMP**<br>Pump will be a Waterous CSU, 1500 gpm single (1) stage midship mounted centrifugal type.<br>Pump will be the class "A" type.<br>Pump will deliver the percentage of rated discharge at pressures indicated below:<br>100 percent of rated capacity at 150 psi net pump pressure.<br>70 percent of rated capacity at 200 psi net pump pressure.<br>50 percent of rated capacity at 250 psi net pump pressure.<br>Pump body will be close-grained gray iron, bronze fitted, and horizontally split in two (2) sections for easy removal of the entire impeller shaft assembly (including wear rings).<br>Pump will be designed for complete servicing from the bottom of the truck, without disturbing the pump setting or apparatus piping.<br>Pump case halves will be bolted together on a single horizontal face to minimize chance of leakage and facilitate ease of reassembly. No end flanges will be used.<br>Discharge manifold of the pump will be cast as an integral part of the pump body assembly and will provide a minimum of three (3) 3.50" openings for flexibility in providing various discharge outlets for maximum efficiency.<br>The three (3) 3.50" openings will be located as follows: one (1) outlet to the right of the pump, one (1) outlet to the left of the pump, and one (1) outlet directly on top of the discharge manifold.<br>Impeller shaft will be stainless steel, accurately ground to size. It will be supported at each end by sealed, anti-friction ball bearings for rigid precise support. Impeller will have flame plated hubs assuring maximum pump life and efficiency despite any presence of abrasive matter in the water supply.<br>Bearings will be protected from water and sediment by suitable stuffing boxes, flinger rings, and oil seals. No special or sleeve type bearings will be used. |

| | | |
|---|---|---|
| 0004481 | Seal, Grafoil, Waterous | **PUMP PACKING**<br>Stuffing boxes will be of the conventional two (2) piece, split-gland type, to permit adjustment or replacement of Grafoil packing without disturbing the pump. Water will be fed into stuffing box lantern rings for proper lubrication and cooling when the pump is operating.<br>Lantern rings will be located at the inner ends of the stuffing boxes, to avoid having to remove them when replacing pump packing.<br>Wear rings will be bronze and easily replaceable to restore original pump efficiency and eliminate the need to replace the entire pump casing due to wear. |
| 0816447 | Trans, Pump, Waterous C22 Series | **PUMP TRANSMISSION**<br>The pump transmission will be made of a three (3) piece, aluminum, horizontally split casing. Power transfer to pump will be through a high strength Morse HY-VO silent drive chain. By using a chain rather than gears, 50 percent of the sprocket will be accepting or transmitting torque, compared to two (2) or three (3) teeth doing all the work.<br>Drive shafts will be 2.35" diameter hardened and ground alloy steel and supported by ball bearings. The case will be designed to eliminate the need for water cooling. |
| 0635600 | Pumping Mode, Stationary Only | **PUMPING MODE**<br>An interlock system will be provided to ensure that the pump drive system components are properly engaged so that the apparatus can be safely operated. The interlock system will be designed to allow stationary pumping only. |
| 0605126 | Pump Shift, Air Mnl Override, Split Shaft, Interlocked, Waterous | **AIR PUMP SHIFT**<br>Pump shift engagement will be made by a two (2) position sliding collar, actuated pneumatically (by air pressure), with a three (3) position air control switch located in the cab. A manual back-up shift control will also be located on the left side pump panel.<br>Two (2) indicator lights will be provided adjacent to the pump shift inside the cab. One (1) green light will indicate the pump shift has been completed and be labeled "pump engaged". The second green light will indicate when the pump has been engaged, and that the chassis transmission is in pump gear. This indicator light will be labeled "OK to pump".<br>The pump shift will be interlocked to prevent the pump from being shifted out of gear when the chassis transmission is in gear to meet NFPA requirements.<br>The pump shift control in the cab will be illuminated to meet NFPA requirements. |
| 0003148 | Transmission Lock-up, EVS | **TRANSMISSION LOCK-UP**<br>The direct gear transmission lock-up for the fire pump operation will engage automatically when the pump shift control in the cab is activated. |
| 0004547 | Auxiliary Cooling System | **AUXILIARY COOLING SYSTEM**<br>A supplementary heat exchange cooling system will be provided to allow the use of water from the discharge side of the pump for cooling the engine water. The heat exchanger will be a separate unit. It will be installed in the pump or engine compartment with the control located on the pump operator's control panel. The exchanger will be plumbed to the master drain valve. |
| 0014486 | Not Required, Transfer Valve, Single Stage Pump | |
| 0746511 | Valve, Relief Intake, TFT | **INTAKE RELIEF VALVE**<br>A Task Force Tips A18 series relief valve will be installed on the suction side of the pump preset at 125 psig .<br>The relief valve will have a working range of 90 psi to 300 psi.<br>The pressure relief valve control will be located behind an access door at the right side pump panel.<br>The outlet will terminate below the frame rails with a 2.50" National Standard hose thread adapter and will have a "do not cap" warning tag. |

| | | |
|---|---|---|
| 0721609 | Controller, Pressure, Pierce LCD, Custom Chassis | **PIERCE PRESSURE CONTROLLER**<br>A Pierce electronic pressure controller will be provided.<br>A pressure transducer will be installed in the discharge side of the water pump. The transducer continuously monitors pump pressure sending a signal to the electronic pressure controller.<br>The pressure controller can be used in two (2) modes of operation, RPM mode and pressure modes. The controller will be programmed to turn on/default to RPM Setting mode.<br>In the RPM mode, the controller can be activated after vehicle parking brake has been set. When in this mode, the controller will maintain the set engine speed, regardless of engine load (within engine operation capabilities).<br>In the pressure mode, the controller can be activated after vehicle parking brake has been set. When in this mode, the controller will automatically maintain the discharge pressure set by the operator (within the discharge capabilities of the pump and water supply) regardless of flow.<br>A 2.00" diameter throttle control knob with no mechanical stops, a serrated grip, and a red idle push button in the center will be a integrated/part of the pressure controller. The throttle control knob will be programmed for Clockwise rotation to increase engine speed.<br>Individual LED indicators for ok to pump, throttle ready, pressure mode and rpm mode will be located on the pressure controller for easy viewing.<br>A pump cavitation protection feature will also be provided which will return the engine to idle should the pump cavitate. Cavitation is sensed by the combination of pump pressure below 30 psi and engine speed above 2000 rpm for more than five (5) seconds.<br>Other safety features include recognition of low water and no water conditions with an automatic programmed response and a push button to return the engine to idle.<br>The pressure controller LCD screen will be 4.20" in size with a minimum brightness of 750 nits.<br>The LCD screen and LED intensity will be automatically adjust for day and nighttime operation.<br>The LCD screen intensity can also be manually adjusted if needed.<br>The following information will be provided/displayed on the LCD screen -<br>Engine RPM<br>Check engine and stop engine warning indicators<br>Engine oil pressure<br>Engine coolant temperature<br>Water pump transmission temperature<br>Fuel Level<br>Water tank level<br>Battery voltage<br>Operating mode (RPM or pressure)<br>Pressure or RPM setting<br>On screen messaging show diagnostic and warning messages as they occur. It will show apparatus information, stored data, and program options when selected by the operator. It will monitor inputs outputs and support audible and visual warning alarms for the following conditions -<br>High battery voltage<br>Low battery voltage/engine off<br>Low battery voltage/engine running<br>High water pump temperature<br>Low fuel<br>Low engine oil pressure<br>High engine coolant temperature<br>Water tank out of water (visual alarm only)<br>No engine response (visual alarm only)<br>The pressure controller will store the accumulated operating hours for the pump and engine. These items are to be displayed within the pressure controller menu.<br>The pressure controller will include a USB port on the back of the controller for easy software upgrades if needed. |
| 0072153 | Primer, Trident, Air Prime, Air Operated | **PRIMING PUMP**<br>The priming pump will be a Trident Emergency Products compressed air powered, high efficiency, multistage venturi based AirPrime System, conforming to standards outlined in the current edition of applicable NFPA standards.<br>All wetted metallic parts of the priming system are to be of brass and stainless steel construction.<br>One (1) priming control will open the priming valve and start the pump primer. |
| 0044552 | Line, 0.50" Recirculating w/Check Valve | **RECIRCULATING LINE WITH CHECK VALVE**<br>A 0.50" diameter recirculating line, from the pump to the water tank, will be furnished with a control installed at the pump operator's control panel. A check valve will be provided in this line to prevent the back flow of water from the tank to the pump if the valve is left in the open position. |
| 0620445 | Foam Drain(s), Special Location | **FOAM DRAIN(S), LOCATION**<br>The foam drain(s) will be located front body bulkhead on DS extending under the running board. |
| 0780364 | Manuals, Pump, (2) Total, Electronic Copies | **PUMP MANUALS**<br>There will be a total of two (2) pump manuals provided by the pump manufacturer and furnished with the apparatus. The manuals will be provided by the pump manufacturer in the form of two (2) electronic copies. Each manual will cover pump operation, maintenance, and parts. |

| | | |
|---|---|---|
| 0603129 | Plumbing, Stainless Steel and Hose, Single Stage Pump | **PLUMBING, STAINLESS STEEL AND HOSE**<br>All inlet and outlet lines will be plumbed with either stainless steel pipe, flexible polypropylene tubing or synthetic rubber hose reinforced with hi-tensile polyester braid. All hose's will be equipped with brass or stainless steel couplings. All stainless steel hard plumbing will be a minimum of a schedule 10 wall thickness.<br>Where vibration or chassis flexing may damage or loosen piping or where a coupling is required for servicing, the piping will be equipped with victaulic or rubber couplings.<br>Plumbing manifold bodies will be ductile cast iron or stainless steel.<br>All piping lines are to be drained through a master drain valve or will be equipped with individual drain valves. All drain lines will be extended with a hose to drain below the chassis frame.<br>All water carrying gauge lines will be of flexible polypropylene tubing.<br>All piping, hose and fittings will have a minimum of a 500 PSI hydrodynamic pressure rating. |
| 0795135 | Plumbing, Stainless Steel, w/Foam System | **FOAM SYSTEM PLUMBING**<br>All piping that is in contact with the foam concentrate or foam/water solution will be stainless steel. The fittings will be stainless steel or brass. Cast iron pump manifolds will be allowed. |
| 0004645 | Inlets, 6.00" - 1250 GPM or Larger Pump | **MAIN PUMP INLETS**<br>A 6.00" pump manifold inlet will be provided on each side of the vehicle. The suction inlets will include removable die cast zinc screens that are designed to provide cathodic protection for the pump, thus reducing corrosion in the pump. |
| 0004646 | Cap, Main Pump Inlet, Long Handle, NST, VLH | **MAIN PUMP INLET CAP**<br>The main pump inlets will have National Standard Threads with a long handle chrome cap.<br>The cap will be the Pierce VLH, which incorporates an exclusive thread design to automatically relieve stored pressure in the line when disconnected. |
| 0084610 | Valves, Akron 8000 series- All | **VALVES**<br>All ball valves will be Akron® Brass. The Akron valves will be the 8000 series heavy-duty style with a stainless steel ball and a simple two-seat design. No lubrication or regular maintenance is required on the valve.<br>Valves will have a **ten (10) year** warranty. |
| 0004686 | Valve, Inlet(s) Recess Behind Panel, Side Cntrl | The location of the valve for the two (2) inlets will be behind the pump panel. |
| 0004700 | Control, Inlet, at Valve | **INLET CONTROL**<br>The side auxiliary inlet(s) will incorporate a quarter-turn ball valve with the control located at the inlet valve. The valve operating mechanism will indicate the position of the valve. |
| 0004660 | Inlet (1), Left Side, 2.50" | **LEFT SIDE INLET**<br>There will be one (1) auxiliary inlet with a 2.50" valve at the left side pump panel, terminating with a 2.50" (F) National Standard hose thread adapter.<br>The auxiliary inlet will be provided with a strainer, chrome swivel and plug. |
| 0004680 | Inlet, Right Side, 2.50" | **RIGHT SIDE INLET**<br>There will be one (1) auxiliary inlet with a 2.50" valve at the right side pump panel, terminating with a 2.50" (F) National Standard hose thread adapter.<br>The auxiliary inlet will be provided with a strainer, chrome swivel and plug. |
| 0505132 | Anode, Zinc, Pair, Pump, One (1) on Inlet Side & One (1) on Discharge Side | **ANODE, INLET**<br>One (1) pair of sacrificial Zinc anodes will be provided in the water pump to protect the pump from corrosion. One (1) will be placed in the inlet side of the pump and the other one (1) in the discharge side of the pump. |
| 0092569 | No Rear Inlet (Large Dia) Requested | |
| 0064116 | No Rear Inlet Actuation Required | |
| 0092696 | Not Required, Cap, Rear Inlet | |
| 0009648 | No Rear Intake Relief Valve Required on Rear Inlet | |
| 0092568 | No Rear Auxiliary Inlet Requested | |

| | | | |
|---|---|---|---|
| 0723049 | | Valve, .75" Bleeder, Aux. Side Inlet, "T" Swing Handle | **INLET BLEEDER VALVE**<br>A 0.75" bleeder valve will be provided for each side gated inlet.<br>The valves will be located behind the panel with a "T" swing style handle control extended to the outside of the panel.<br>The handles will be chrome plated and provide a visual indication of valve position. The swing handle will provide an ergonomic position for operating the valve without twisting the wrist and provides excellent leverage.<br>The water discharged by the bleeders will be routed below the chassis frame rails. |
| 0029043 | | Tank to Pump, (1) 3.00" Valve, 3.00" Plumbing | **TANK TO PUMP**<br>The booster tank will be connected to the intake side of the pump with stainless steel piping and a quarter turn 3.00" full flow line valve with the control remotely located at the operator's panel.<br>Tank to pump line will run straight (no elbows) from the pump into the front face of the water tank and angle down into the tank sump. A rubber coupling will be included in this line to prevent damage from vibration or chassis flexing.<br>A check valve will be provided in the tank to pump supply line to prevent the possibility of "back filling" the water tank. |
| 0004905 | | Outlet, Tank Fill, 1.50" | **TANK REFILL**<br>A 1.50" combination tank refill and pump re-circulation line will be provided, using a quarter-turn full flow ball valve controlled from the pump operator's panel. |
| 0062133 | | Control, Outlets, Manual, Pierce HW if applicable | **DISCHARGE OUTLET CONTROLS**<br>The discharge outlets will incorporate a quarter-turn ball valve with the control located at the pump operator's panel. The valve operating mechanism will indicate the position of the valve.<br>If a handwheel control valve is used, the control will be a minimum of a 3.90" diameter stainless steel handwheel with a dial position indicator built into the center of the handwheel.<br>Any 3.00 inch or larger discharge valve will be a slow-operating valve to meet current edition of applicable NFPA standards. |
| 0004940 | | Outlet, Left Side, 2.50" | **LEFT SIDE DISCHARGE OUTLETS**<br>Two (2) discharge outlets with a 2.50" valve will be provided on the left side of the apparatus, terminating with a 2.50" (M) National Standard hose thread adapter. |
| 0065091 | | Elbow, Left Side Outlets, 30 Degree, 2.50" FNST x 2.50" MNST, VLH | **LEFT SIDE OUTLET ELBOWS**<br>The 2.50" discharge outlets, located on the left side pump panel, will be furnished with a 2.50" (F) National Standard hose thread x 2.50" (M) National Standard hose thread, chrome plated, 30 degree elbow.<br>The elbow will be Pierce VLH, which incorporates an exclusive thread design to automatically relieve stored pressure in the line when disconnected. |
| 0092570 | | Not Required, Outlets, Left Side Additional | |
| 0035094 | | Not Required, Elbow, Left Side Outlets, Additional | |
| 0004945 | | Outlet, Right Side, 2.50" | **RIGHT SIDE DISCHARGE OUTLET**<br>Two (2) discharge outlets with a 2.50" valve will be provided on the right side of the apparatus, terminating with a 2.50" (M) National Standard hose thread adapter. |
| 0025091 | | Elbow, Right Side Outlets, 45 Degree, 2.50" FNST x 2.50" MNST, VLH | **RIGHT SIDE OUTLET ELBOWS**<br>The 2.50" discharge outlets located on the right side pump panel will be furnished with a 2.50" (F) National Standard hose thread x 2.50" (M) National Standard hose thread, chrome plated, 45 degree elbow.<br>The elbow will be Pierce VLH, which incorporates an exclusive thread design to automatically relieve stored pressure in the line when disconnected. |
| 0825195 | SP | Outlet, Right Side, 4.50" w/ 3" Akron Valve, Handwheel, (added) | **OUTLET, RIGTH SIDE ADDITIONAL**<br>There will be one (1) 4.50" discharge with a 3.00" valve on the right side of the apparatus, terminating with a 4.50" (M) National Standard hose thread adapter.<br>The valve will be controlled at the pump operators panel with a handwheel control and position indicator.<br>Any 3.00 inch or larger discharge valve will be a slow-operating valve in accordance with NFPA 16.7.5.3. |
| 0536355 | | Elbow, Right Side Outlets, 30 Degree, 4.50" FNST x 4.50" MNST, Additional | **ADDITIONAL RIGHT SIDE OUTLET ELBOWS**<br>The 4.50" outlet will be furnished with a 4.50" (F) National Standard hose thread x 4.50" (M) National Standard hose thread 30 degree elbow adapter with cap.<br>Elbow and cap will have a chrome finish. |

| | | |
|---|---|---|
| 0029137 | Not Required, Outlet, Large Diameter | |
| 0007308 | Not Required, Elbow, Large Diameter Outlet | |
| 0649939 | Outlet, Front, 1.50" w/2" Plumbing | **FRONT DISCHARGE OUTLET**<br>There will be one (1) 1.50" discharge outlet piped to the front of the apparatus and located in the center bumper tray.<br>Plumbing will consist of 2.00" piping and flexible hose with a 2.00" ball valve with control at the pump operator's panel. A fabricated weldment made of stainless steel pipe will be used in the plumbing where appropriate. The piping will terminate with a 1.50" NST with 90 degree stainless steel swivel.<br>There will be Class 1 quarter turn round handle drains provided at all low points of the piping. |
| 0004995 | Outlet, Rear, 2.50" | **REAR DISCHARGE OUTLET**<br>There will be Two (2) discharge outlets piped to the rear of the hose bed, one (1) each side, installed so proper clearance is provided for spanner wrenches or adapters. Plumbing will consist of 2.50" piping along with a 2.50" full flow ball valve with the control from the pump operator's panel. |
| 0040286 | Elbow, Rear Outlets, 30 Degree, 2.50" FNST x 2.50" MNST, VLH | **REAR OUTLET ELBOWS**<br>The 2.50" discharge outlets, located at the rear of the apparatus, will be furnished with a 2.50" (F) National Standard hose thread x 2.50" (M) National Standard hose thread, chrome plated, 30 degree elbow.<br>The elbow will be Pierce VLH, which incorporates an exclusive thread design to automatically relieve stored pressure in the line when disconnected. |
| 0024930 | Outlet, Rear, 1.50", Additional | **DISCHARGE OUTLET (Rear)**<br>There will be Two (2) discharge outlets piped to the rear of the hose bed. (1) one on each side of the center of the hose bed Proper clearance will be provided for spanner wrenches or adapters. Plumbing will consist of 2.00" piping along with a 2.00" full flow ball valve with the control from the pump operator's panel. The Two (2) discharge outlets will terminate with a 1.50" male National Standard hose thread male adapter. |
| 0065696 | Not Required, Elbow, Rear Outlets, 1.50", Additional | |
| 0092573 | Not Required, Outlet, Hose Bed/Running Board Tray | |
| 0752096 | Caps/Plugs for 1.00" to 3.00" Discharges/Inlets, Vinyl Covered Cable | **DISCHARGECAPS/ INLET PLUGS**<br>Chrome plated, rocker lug, caps with vinyl covered cables will be furnished for all discharge outlets 1.00" thru 3.00" in size, besides the pre-connected hose outlets.<br>Chrome plated, rocker lug, plugs with vinyl covered cables will be furnished for all auxiliary inlets 1.00" thru 3.00" in size.<br>The caps and plugs will incorporate a thread design to automatically relieve stored pressure in the line when disconnected. |
| 0723042 | Valve, 0.75" Bleeder, Discharges, "T" Swing Handle | **OUTLET BLEEDER VALVE**<br>A 0.75" bleeder valve will be provided for each outlet 1.50" or larger. Automatic drain valves are acceptable with some outlets if deemed appropriate with the application.<br>The valves will be located behind the panel with a T swing style handle control extended to the outside of the side pump panel.<br>The handles will be chrome plated and provide a visual indication of valve position.<br>The T swing handle will provide an ergonomic position for operating the valve without twisting the wrist and provides excellent leverage.<br>Bleeders will be located at the bottom of the pump panel. They will be properly labeled identifying the discharge they are plumbed in to.<br>The water discharged by the bleeders will be routed below the chassis frame rails. |

| | | |
|---|---|---|
| 0729297 | Outlet, 3.00" Deluge, Dual Control, SM HW's, w/TFT Extend-a-Gun XG18 riser | **DELUGE RISER**<br>A 3.00" deluge riser will be installed above the pump in such a manner that a monitor can be mounted and used effectively. Piping will be installed securely so no movement develops when the line is charged. The riser will be gated and controlled at the pump operator's panel by a small handwheel control.<br>**DUAL CONTROL**<br>There will be a second small handwheel control installed near the deluge outlet within easy reach of the deluge appliance operator.<br>**TELESCOPIC PIPING**<br>The deluge riser piping will include a 18.00" Task Force Model XG18 Extend-A-Gun extension. This extension will be telescopic to allow the deluge gun to be raised 18.00" increasing the range of operation.<br>A position sensor will be provided on the telescopic piping that will activate the "do not move vehicle" light inside the cab when the monitor is in the raised position. |
| 0543550 | Monitor, TFT Crossfire XFC-42, (2) 2.5" Portable Base, Shaper, Quad Stack Tips | **MONITOR**<br>A Task Force Crossfire Series XFC-42 monitor package will be properly installed on the deluge riser. The monitor package will include a Crossfire monitor with a 10.00" stream shaper and quad stack tips.<br>A Safe-Tak portable base unit with two (2) 2.50" inlets will be provided. The monitor will be painted as provided by monitor manufacturer. |
| 0047175 | No Additional Nozzle Req'd | |
| 0046857 | Deluge Mount, For TFT Crossfire Monitor, TFT Manual Extend-A-Gun Only | The deluge riser Extend-a-Gun will have provisions for direct mounting a Task Force Tips CrossFire monitor. |
| 0723726 | Speedlay Module Not Required | |
| 0722432 | Hose Restraint Not Required, No Speedlay Module | |
| 0723395 | Speedlays, Not Required | |
| 0723394 | Speedlays, Not Required | |
| 0025140 | Not Required, 1.50" Crosslays | |
| 0029196 | Not Required, 2.50" Crosslay | |
| 0591138 | Hose Restraint, Crosslay/Deadlay, Vinyl, Strap Fasteners, Each Side, Ends | **CROSSLAY/DEADLAY HOSE RESTRAINT**<br>There will be black vinyl end flap provided across each end of two (2) crosslay/deadlay opening (s) to secure the hose during travel. Each vinyl end flap will be permanently attached at the top of the crosslay/deadlay opening(s). 1.00" web straps will loop through footman loops at the opposite end of the permanently attached vinyl. They will be attached with spring clip and hook fasteners. |
| 0029260 | Not Required, Speedlays | |
| 0750536 | Hose Restr, Spdly, Not Required, No Spdly | |
| 0590877 | Hose Restraint, Crosslay/Deadlay, Aluminum Treadplate, Top Only | **CROSSLAY/DEADLAY HOSE RESTRAINT**<br>An aluminum treadplate cover, hinged at the front will be installed over the top of the crosslay/deadlay(s). It will include a latch at each end of the cover to hold it securely in place, a chrome grab handle at each end for opening and closing the cover and a foam rubber gasket where the cover comes into contact to a painted surface. The cover will be provided with rubber latch hold open device. |
| 0092844 | Deadlay(s), Special Cap. | **DEADLAY HOSE BED**<br>Two (2) deadlay beds without plumbing, will be provided above the pump compartment capable of carrying 200' of 1.75".<br>Stainless steel vertical scuffplates will be provided at hose bed ends (each side of vehicle). The bottom of hose bed ends (each side) will also be equipped with a stainless steel scuffplate. forward of cargo area -<br>Deadlay bed flooring will consist of removable perforated brushed aluminum. |

| | | | |
|---|---|---|---|
| 0699910 | SP | Crosslays Special Reinforcement Of Front Crosslay Divider | **CROSSLAYS**<br>The front crosslay divider will be reinforced with 3/16" aluminum treadplate so that it does not move and allows the latches to latch. The treadplate will span from the top edge of the front crosslay divider down the front of the body as far as practical. |
| 0015216 | | Reel, Booster, Aluminum - Over Pump, Right Side | **BOOSTER HOSE REEL**<br>A Hannay electric rewind booster hose reel will be installed over the pump in a recessed open compartment on the right side of the apparatus. The reel will be fabricated of aluminum and have highly polished end discs.<br>A polished stainless steel roller and guide assembly will be mounted on the reel side of the apparatus.<br>Discharge control will be provided at the pump operator's panel. Plumbing to the reel will consist of 1.50" Aeroquip hose and a 1.50" valve. |
| 0825457 | SP | Switches, Reel Rewind - 1 Reel w/(2) Stirrup & (2) Push | Reel motor will be protected from overload with a 50 amp automatic reset circuit breaker.<br>Two (2) foot actuated, stirrup type, electric rewind controls (switches) will be installed, one each side, below the running board or the body compartment. Two (2) push-button switches will be provided on the pump panels, one (1) switch each side. |
| 0652763 | | Hose, Booster - 100' of .75"/800 PSI | Booster hose, .75" diameter and 100 feet, with chrome plated Barway, or equal couplings will be provided.<br>Working pressure of the booster hose will be a minimum of 800 psi. |
| 0025244 | | Capacity, Hose Reel 100' of 1" | Capacity of the hose reel will be 100 feet of 1.00" booster hose. |
| 0007428 | | Nozzle for Booster Reel Not Req'd | |
| 0515688 | | Gauge, Hose Reel, (Match Panel Gauges) | **PRESSURE GAUGE**<br>There will be a pressure gauge provided for one (1) hose reel(s). The gauge will be located on the panel in between the 1.50" left rear pre-connect and the 1.50" right rear pre-coonect. The gauge will match the discharge outlet gauges. |
| 0085328 | | Nozzle Cup, Zico w/Bracket | **NOZZLE CUP AND BRACKET**<br>A Zico nozzle cup and chrome plated mounting bracket will be provided for storage of the booster reel nozzle.<br>There will be one (1) provided. The nozzle cup(s) will have a 3-1/8" inside diameter and will be located mount on RS pumphouse up high matching job 31796. |
| 0622237 | | Roller Assembly, Additional | There will be one (1) additional polished stainless steel roller and guide assembly mounted on the passenger's side. |
| 0065417 | | Foam Sys, FoamPro 1600, (Single Agent) | **FOAM SYSTEM**<br>There will be a Hypro/Foam Pro, Model 1600, direct injection foam proportioning system furnished and installed on the apparatus.<br>The system will be a single agent system suitable for handling Class "A" foam concentrate only.<br>The foam system will be plumbed to five (5) discharges. The discharges capable of dispensing foam will be front bumper discharge, the hose reel and the two (2) 1.75" rear hose bed preconnects and left rear 2.50".<br>The proportioning operation will be based on an accurate direct measurement of water flows with no water flow restriction. The foam system will be installed in accordance with the manufacturer recommendations.<br>The system will be equipped with a control module. It will be installed on the pump operator's panel and enable the pump operator to perform the following functions:<br>Activate the foam system.<br>Change foam concentrate proportioning rates from .1 percent to 1 percent.<br>Flash a low concentrate warning light when the foam concentrate tank runs low of concentrate and in two (2) minutes if foam concentrate is not added to tank shut the foam pump down.<br>The foam system will have a 12volt, 1/3 hp electric motor driven positive displacement piston type foam concentrate pump with a rated capacity of 1.7 gpm @ 200 psi with a maximum operating pressure of 400 psi.<br>A full flow check valve will be provided in the discharge piping to prevent foam contamination of the fire pump and water tank.<br>A 5 psi opening pressure check valve will be installed in the concentrate line.<br>The number of discharges supplied with foam will be [Amount of Disc. W/Foam]. The discharges will be [Discharge]. |
| 0012126 | | Not Required, CAF Compressor | |

| | | |
|---|---|---|
| 0552517 | Not Required, Refill, Foam Tank | |
| 0031896 | Demonstration, Foam System, Dealer Provided | |
| 0005446 | Foam Cell, 20 Gallon, Not Reduce Water | **FOAM TANK**<br>The foam tank will be an integral portion of the polypropylene water tank. The cell will have a capacity of 20 gallons of foam with the intended use of Class A foam. The foam cell will not reduce the capacity of the water tank. The foam cell will have a screen in the fill dome and a breather in the lid. |
| 0091036 | Drain, 1.00" Foam Tank #1 | **FOAM TANK DRAIN**<br>The foam tank drain will be a 1.00" drain valve located inside the pump compartment accessible through a door on the right side pump panel. |
| 0091079 | Not Required, Foam Tank #2 | |
| 0091112 | Not Required, Foam Tank #2 Drain | |
| 0746445 | Approval Dwg, Pump Operator's Panel, Includes Color And Label Tags | The following drawing(s) will be provided for approval by the customer. The drawing(s) will be made for up Three (03) Truck apparatus and/or similar Pierce job number.<br>**PUMP OPERATOR'S PANEL DRAWING**<br>A detailed drawing to scale of the pump operator's panel will be provided for the customer to review. The drawing will include all of the gauges, controls, switching, etc.., located on the pump operator's panel. The customer will be allowed to make changes and/or mark-ups to this approval drawing. The fire apparatus manufacturer will make revisions (If needed) to the drawing per the customer changes and/or mark-ups as long as the changes are physically possible within a specific product line.<br>The finalized and signed customer approved pump operator's panel drawing will become part of the contract documents.<br>Due to the way drain(s), bleeder(s), operational/maintenance tag(s) and NFPA required warning tag(s) are placed on pump panel(s), these items will NOT be shown on any pump panel approval drawing(s). These item(s) will be placed on pump panel(s) at the fire apparatus manufacturer discretion.<br>**COLOR CODED TAGS**<br>A detailed drawing/chart of the colors used on all of the inlet(s) and outlet(s) will be provided for the customer to review. The customer will be allowed to make changes and/or mark-ups to this approval drawing/chart. The fire apparatus manufacturer will make revisions (If needed) to the drawing per the customer changes and/or mark-ups as long as the changes are physically possible within a specific product line.<br>The finalized and signed customer approved drawing/chart of the colors will become part of the contract documents.<br>**SPECIAL TEXT/VERBIAGE TAGS**<br>A detailed drawing/chart of the text/verbiage used on all of the inlet(s) and outlet(s) will be provided for the customer to review. The customer will be allowed to make changes and/or mark-ups to this approval drawing/chart. The fire apparatus manufacturer will make revisions (If needed) to the drawing per the customer changes and/or mark-ups as long as the changes are physically possible within a specific product line.<br>The finalized and signed customer approved drawing/chart of the text/verbiage will become part of the contract documents. |
| 0035570 | Pump Panel Configuration, No Match Required | **PUMP PANEL CONFIGURATION**<br>The pump panel configuration will be neat and orderly. |
| 0005525 | Material, Pump Panels, Side Control Brushed Stainless | **PUMP AND GAUGE PANEL**<br>The pump and gauge panels will be constructed of stainless steel with a brushed finish. A polished aluminum trim molding will be provided on both sides of the pump panel. |
| 0721776 | Panel, Pump Access - Right Side, Hinged, Side Control | **PUMP ACCESS**<br>**Right Side Panel**<br>The right side pump panel will be hinged along the rearward edge.<br>**Panel Fastener**<br>The right side hinged panel will be secured using a chrome rasied trigger latch.<br>The right side lower (drain bank) and all left side panel will be secured using screws. |
| 0005945 | Light, Pump Compt | **PUMP COMPARTMENT LIGHT**<br>A pump compartment light will be provided inside the right side pump enclosure and accessible through a door on the pump panel.<br>A 0.125" weep hole will be provided in each light lens, preventing moisture retention. |

| | | | |
|---|---|---|---|
| 0536401 | | Gauges, Engine, Included With Pierce Pressure Controller | Engine monitoring graduated LED indicators will be incorporated with the pressure controller. |
| 0005601 | | Throttle, Engine, Incl'd w/Press Controller | |
| 0739224 | | Indicator Light @ Pump Panel, Throttle Ready, Incl w/Pressure Gov/Throttle,Green | **THROTTLE READY GREEN INDICATOR LIGHT**<br>There will be a green indicator light integrated with the pressure governor and/or engine throttle installed on the pump operators panel that is activated when the pump is in throttle ready mode. |
| 0549333 | | Indicators, Engine, Included with Pressure Controller | |
| 0745568 | | Indicator Light, Pump Panel, Ok To Pump, Green | **OK TO PUMP INDICATOR LIGHT**<br>There will be a green indicator light installed on the pump operators panel that is activated when the pump is in Ok To Pump mode. |
| 0833416 | SP | Compartment, Cab Lift/Ladder Rack Control, Pump Panel, S/S Door | **COMPARTMENT, CAB LIFT CONTROL PANEL**<br>A compartment will be provided at the passenger side pump panel. The compartment will be large enough to house the control panel for the cab lift and ladder rack.<br>A stainless steel door will be provided. |
| 0553643 | | Control, Air Horn at Pmp Pnl, Red Switch, Momentary | **AIR HORN SWITCH**<br>An air horn control switch will be provided at the pump operator's control panel. This switch will be momentary red and properly labeled. The switch will be located within easy reach of the operator in the electrical switch panel. |
| 0009666 | | Pump Master Gauge Panel Mounted @ Angle | **ANGLED GAUGE PANEL**<br>The pump master gauge panel will be mounted at an angle downward to improve visibility of the gauges. |
| 0673431 | | Switch w/Ind, Pump Panel for Warning Light, 12 VDC | There will be a switch at the pump operators panel that can deactivate the warning light in that vicinity.<br>This switch will only be active when the parking brake is applied and the pump is shifted into gear. |
| 0830289 | | Gauges, 6.00" Master, IC | **VACUUM AND PRESSURE GAUGES**<br>The pump vacuum and pressure gauges will be liquid filled and manufactured by Innovative Controls.<br>The gauges will be a minimum of 6.00" in diameter and will have white faces with black markings, with a pressure range of 30.00" 0-600 psi.<br>The pump pressure and vacuum gauges will be installed adjacent to each other at the pump operator's control panel.<br>Test port connections will be provided at the pump operator's panel. One (1) will be connected to the intake side of the pump, and the other to the discharge manifold of the pump. They will have 0.25 in. standard pipe thread connections and polished stainless steel plugs. They will be marked with a label. |
| 0511104 | | Gauge, 3.00" Pressure, Class 1, 30"-0-400psi | **PRESSURE GAUGES**<br>The individual "line" pressure gauges for the discharges will be interlube filled and manufactured by Class 1.<br>The gauges will be a minimum of 3.00" in diameter and will have white faces with black lettering.<br>Gauge construction will include a Zytel nylon case with adhesive mounting gasket and threaded retaining nut.<br>Gauges will have a pressure range of 30"-0-400#.<br>The individual pressure gauge will be installed as close to the outlet control as practical.<br>This gauge will include a 10 year warranty against leakage, pointer defect, and defective bourdon tube. |
| 0750526 | | Gauge, Water Level, Pierce, In pressure Controller, Lt Driver | **WATER LEVEL GAUGE**<br>An electric water level gauge will be incorporated in the pressure controller that registers water level by means of nine (9) LEDs. They will be at 1/8 level increments with a tank empty LED. The LEDs will be a bright type that is readable in sunlight and have a full 180-degree of clear viewing. To further alert the pump operator, the gauge will have a warning flash when the tank volume is less than 25 percent. The gauge will have down chasing LEDs when the tank is almost empty. The level measurement will be ascertained by sensing the head pressure of the fluid in the tank or cell.<br>There will be a light driver module with this installation to power additional water level gauge(s) included on the apparatus. |

| | | | |
|---|---|---|---|
| 0750438 | | Water Level Gauge, Wln PSTANK2, LED 1-Light, 4-Level | **WATER LEVEL GAUGE**<br>There will be three (3) additional water level indicator(s), Whelen®, Model PSTANK2, LED module with black trim, installed one (1) each side rearward of crew cab doors and one (1) on rear body bulkhead.<br>This light module(s) will include four (4) colored levels, and function similar to the water level indicator located at the operators panel:<br>First green module indicates a full water level<br>Second blue module indicates a water level above 3/4 full<br>Third amber module indicates a water level above 1/2 full<br>Last red module indicates a water level above 1/4 full and empty<br>Above 1/4 this light will be steady burning<br>At empty this light will be flashing<br>The flash rate will be determined by the main water level tank sensor.<br>This module will be activated when the when either main pump or aux pump is in gear. |
| 0604354 | | Gauge, Foam Level, FRC, Tank Vision Pro, WLA 360-A00, Class "A" | **CLASS "A" FOAM LEVEL GAUGE**<br>A Fire Research TankVision Pro, Model WLA360-A00, cell/tank level indicator kit will be installed on the pump operator's panel. The kit will include an electronic indicator module, a pressure sensor, a 10' sensor cable and a tank vent. The indicator will show the volume of Class "A" foam concentrate in the cell/tank on nine (9) easy to see super bright RGB LEDs. A wide view lens over the LEDs will provide for a viewing angle of 180 degrees. The indicator case will be waterproof, manufactured of Polycarbonate/Nylon material and have a distinctive green label.<br>The program features will be accessed from the front of the indicator module. The program will support self-diagnostics capabilities, self-calibration, six (6) programmable colored light patterns to display cell/tank volume, adjustable brightness control levels and a data link to connect remote indicators. Low foam level warnings will include flashing LEDs at 1/4 cell/tank and down chasing LEDs when the cell/tank is almost empty.<br>The indicator will receive an input signal from an electronic pressure sensor. The sensor will be mounted from the outside of the foam cell/tank near the bottom. No probe will be placed on the interior of the cell/tank. Wiring will be weather resistant and have automotive type plug-in connectors. |
| 0898679 | SP | Light Shield/Step 10" LED w/P25 LED Step Light | **STEP/LIGHT SHIELD**<br>There will be an aluminum treadplate stepping surface no less than 10.00" deep and properly reinforced to support a man's weight, installed over the pump operators panel.<br>There will be 12 volt DC white LED lights installed under the step to illuminate the controls, switches, essential instructions, gauges, and instruments necessary for the operation of the apparatus. These lights will be activated by the pump panel light switch. Additional lights will be included every 18.00" depending on the size of the pump house.<br>One (1) pump panel light will come on when the pump is in ok to pump mode.<br>The switch panel will be lit when the parking brake is set. This is to afford the operator illumination when first approaching the control panel.<br>There will be a green pump engaged indicator light activated on at the operator's panel when the pump is shifted into gear from inside the cab.<br>All step lights on the apparatus will be illuminated per the current edition of applicable NFPA standards. |
| 0682488 | | Light Shield, S/S, PS LED | **ADDITIONAL LIGHT SHIELD**<br>An additional polished, 16 gauge stainless steel light shield will be provided above passenger's side pump panel.<br>There will be 12 volt DC white LED lights installed under the light shield to illuminate the controls, switches, essential instructions, gauges, and instruments necessary for the operation of the apparatus. These lights will be activated by the pump panel light switch. Additional lights will be included every 18.00" depending on the size of the pump house. |
| 0606694 | | Air Horns, (2) Hadley, 6" Round, eTone, In Bumper | **AIR HORN SYSTEM**<br>Two (2) Hadley®, eTone, chrome air horns will be recessed in the front bumper. The air horn system will be piped to the air brake system wet tank utilizing 0.38" tubing. A pressure protection valve will be installed to prevent the loss of air in the brake system. |
| 0606834 | | Location, Air Horns, Bumper, Each Side, Outside Frame, Inboard (Pos #2 & #6) | **Air Horn Location**<br>The air horns will be located on each side of the bumper, just outside of the frame rails. |
| 0757092 | | Control, Air Horn, Multi Select | **Air Horn Control**<br>The air horn(s) will be activated by the following: |
| 0757078 | | Control, Air Horn, Push Button Sw, RS | Right side push button switch |
| 0757084 | | Control, Air Horn, Horn Ring | Steering wheel horn ring with electric/air horn selector switch |
| 0731519 | | Control, Air Horn, Ft Sw, LS, Cntl Int Fet | Left side foot switch. The control to be available when the parking brake is released. |

| | | | |
|---|---|---|---|
| 0534828 | | Siren, Wln 295SL101, 100 or 200W Removable Mic | **ELECTRONIC SIREN**<br>There will be a Whelen, Model 295SL 101, 100 or 200 watt electronic siren with noise canceling plug-in microphone will be provided.<br>This siren to be active when the battery switch is on and that emergency master switch is on. |
| 0510206 | | Location, Elect Siren, Recessed Overhead In Console | Electronic siren head will be recessed in the driver side center switch panel. |
| 0076156 | | Control, Elec Siren, Head Only | The electronic siren will be controlled on the siren head only. No horn button or foot switches will be provided. |
| 0601306 | | Speaker, (1) Wln, SA315P, w/Pierce Polished Stainless Steel Grille, 100 watt | **SPEAKER**<br>There will be one (1) Whelen®, Model SA315P, black nylon composite, 100-watt, speaker with through bumper mounting brackets and polished stainless steel grille provided. The speaker will be connected to the siren amplifier. |
| 0601551 | | Location, Speaker, Frt Bumper, Recessed, Right Side, Outside Frame,Outbrd(Pos 1) | The speaker will be recessed in the right side of the front bumper, towards the outside. |
| 0895310 | | Siren, Federal Q2B | **AUXILIARY MECHANICAL SIREN**<br>There will be a Federal Signal Model Q2B mechanical siren furnished and installed in the front of the apparatus.<br>The Q2B will be chrome finish.<br>The siren will have a 2-gauge cable connected to a power solenoid that is connected by a 2-gauge cable ran battery direct to the primary chassis batteries and will be labeled Q2B+ at the battery. The power solenoid will only be enabled when the emergency master switch is on.<br>The siren will have a 2-gauge ground wire connected to the chassis battery stud. The cable will be labeled Q2B- at the battery. |
| 0006097 | | Location of Siren, Recessed in Bumper | The mechanical siren will be recessed in the front bumper on the left side. The siren will be properly supported using the bumper framework. |
| 0748305 | | Control, Mech Siren, Multi Select | **MECHANICAL SIREN CONTROL**<br>The mechanical siren will be activated by the following: |
| 0748279 | | Control Mech Siren, Push Button Sw, RS | Right side push button switch |
| 0748282 | | Control Mech Siren, Ft Sw LS | Left side foot switch. |
| 0740391 | | Sw, Siren Brake, Momentary Chrome Push Button, RS | A momentary chrome push button switch will be included in the right side dash panel to activate the siren brake. |
| 0736691 | | Sw, Siren Brake, Momentary Chrome Push Button, LS | A momentary chrome push button switch will be included in the left side dash panel to activate the siren brake. |
| 0791324 | SP | Bracket, Wedge Style for Two Foot Switches, Each | **WEDGE STYLE FOOT SWITCH BRACKET**<br>There will be one (1) wedge style bracket provided at the drivers side left foot as far forward and outboard as possible. Match job 35771 side on cab the floor. The bracket will be large enough to hold two (2) foot switches. The bracket will be angled approximately 30 degrees. |
| 0746353 | | Not Required, Warning Lights Intensity | |

| | | | |
|---|---|---|---|
| 0766846 | SP | Lightbar, Wln, Freedom IV, Rota-Bm, 81", R_RrrRWOptWRrrR_R, Red Lens | **FRONT ZONE UPPER WARNING LIGHTS**<br>There will be an 81.00" Whelen® Freedom™ IV Rota-Beam™ lightbar mounted on the cab roof.<br>The lightbar will include the following:<br>One (1) red flashing in a rotating pattern LED module in the left side rear corner position.<br>Open in the left side end position.<br>One (1) red flashing in a rotating pattern LED module in the left side front corner position.<br>One (1) red flashing LED module in the left side first front position.<br>One (1) red flashing LED module in the left side second front position.<br>One (1) red flashing in a rotating pattern LED module in the left side third front position.<br>One (1) white flashing in a rotating pattern LED module in the left side fourth position<br>One (1) 795 LED traffic light controller set to national standard high priority in the center positions.<br><br>One (1) white flashing in a rotating pattern LED module in the right side fourth front position.<br>One (1) red flashing in a rotating pattern LED module in the right side third front position.<br>One (1) red flashing LED module in the right side second front position.<br>One (1) red flashing LED module in the right side first front position.<br>One (1) red flashing in a rotating pattern LED module in the right side front corner position.<br>Open in the right side end position.<br>One (1) red flashing in a rotating pattern LED module in the right side rear corner position.<br>The left and right side lenses will be red and the center lens will be clear.<br>The following switches may be installed in the cab on the switch panel to control the lightbar:<br>a switch to control the flashing in a rotating pattern LED modules.<br>the traffic light controller with the emergency master switch only.<br>no momentary switch to activate the traffic light controller.<br>The traffic light controller and the white flashing in a rotating pattern LED modules will be disabled when the parking brake is applied.<br>The red LED modules in the front positions may be load managed when the parking brake is applied. |
| 0016380 | | No Additional Lights Req'd, Side Zone Upper | |
| 0899300 | | Lights, Front Zone, Wln M6** M6RS M6RS M6**, Inside Steady Burn, 4lts Q Bez | **FRONT ZONE LOWER LIGHTS**<br>There will be four (4) Whelen®, 4.31" high x 6.75" wide x 1.37" deep lights installed on the cab face above the headlights, in a common bezel matching the one for the headlamps per the following.<br>One (1) Model M6** flashing light installed in the left side outside position. The left side outside warning light to include red LEDs.<br>One (1) Model M6RS steady burning light installed in the left side inside position. The light will include red LEDs.<br>One (1) Model M6RS steady burning light installed in the right side inside position. The light will include red LEDs.<br>One (1) Model M6** flashing light installed in the right side outside position. The right side outside warning light to include red LEDs.<br>The lens color(s) for the rear light(s) to be the same color as the LEDs.<br>The housing to be polished and the trim shall be chrome.<br>There will be a switch in the cab on the switch panel to control the lights. |
| 0558676 | | Daytime Running Lights, Headlights, Qtm, Vel/Imp, Enf/AXT-MUX, (Low Beam) | **DAYTIME RUNNING LIGHTS (HEADLIGHTS)**<br>The low-beam headlights used as daytime running lights will be activated with the following measures:<br>Ignition switch is turned on<br>Parking brake is released<br>These lights will be deactivated with any one of the following measures:<br>Headlight switch is turned on<br>High-beam flash is turned on<br>Parking brake is set |
| 0779204 | SP | Light, Front, Wln M6** LED 1st | **FRONT WARNING LIGHT**<br>There will be two (2) Whelen®, Model M6**, 4.31" high x 6.75" wide x 1.37" deep flashing LED warning light(s) with chrome trim provided, in the corner 45 degree portion of the front bumper recessed.<br>The light(s) to include red LEDs.<br>The warning light lens colors to be the same as the LEDs.<br>There will be a switch in the can on the switch panel to control the light(s).<br>The lights will be activated per the following:<br>white LEDs will be deactivated when the parking brake is applied<br>amber LEDs will be activated when the parking brake is applied<br>red blue, amber or green LEDs may be load managed when the parking brake is applied |
| 0653937 | | Flasher, Headlight Alternating | **HEADLIGHT FLASHER**<br>The high beam headlights will flash alternately between the left and right side.<br>There will be a switch installed in the cab on the switch panel to control the high beam flash. This switch will be live when the battery switch and the emergency master switches are on.<br>The flashing will automatically cancel when the hi-beam headlight switch is activated or when the parking brake is set. |

| | | |
|---|---|---|
| 0747228 | Lights, Side Zone Lower, Wln M6**, M6**, M6**, 6Lts | **SIDE ZONE LOWER LIGHTING**<br>There will be six (6) Whelen®, Model M6**, 4.31" high x 6.75" long x 1.37" deep flashing LED warning lights with chrome trim installed per the following:<br>Two (2) lights located, one (1) each side on the bumper extension. The driver's side, side front light to include red warning LEDs and the passenger's side, side front light to include red warning LEDs.<br>Two (2) lights located, one (1) each side, as close to center above the front wheels as possible. The driver's side, side middle light to include red warning LEDs and the passenger's side, side middle light to include red warning LEDs.<br>Two (2) lights located, one (1) each side, centered above rear wheels. The driver's side, side rear light to include red warning LEDs and the passenger's side, side rear light to include red warning LEDs.<br>The warning light lens colors to be the same as the LEDs.<br>There will be a switch in the cab on the switch panel to control the lights. |
| 0895716 | Lights, Door Interior Flash, 4 Dr Cab, Wln ION* | **INTERIOR CAB DOOR WARNING LIGHTS**<br>There will be four (4) Whelen® Model ION*, 1.0" high x 4.0" long x 1.3" deep flashing LED warning lights with chrome housing.<br>One (1) light(s) to include red flashing LED's on the left side cab door<br>One (1) light(s) to include red flashing LED's on the right side cab door.<br>One (1) light(s) to include red flashing LED's on the right side crew cab door.<br>One (1) light(s) to include red flashing LED's on the left side crew cab door.<br>The lens color(s) to be clear.<br>Each light will be located in the door pan as low and far to the outside as practical.<br>Each light will be activated when the battery switch is on, respective door is opened and the ignition switch is on. |
| 0815847 | Connectors, Door Interior Flash, All Cabs, Weatherproof | **ELECTRICAL CONNECTORS FOR WARNING LIGHTS**<br>The lights will be installed with a weatherproof insulated crimped connectors in order to provide ease of connection/disconnection of the circuit applied to. |
| 0760752 | Lights, Side, Wln WIONSM* LED, Mtd In Rub Rail, 1st | **SIDE WARNING LIGHTS**<br>There will be four (4) Whelen, Model WIONSM* LED light(s) provided and located in the body rub rails one (1) each mounted in the rub rail and centered below the following compartments: LS1, LS3, RS1 AND RS3. The lights will only be mounted with the rubber gasket if clearance allows it.<br>The color of each light will be red LED with a clear lens.<br>Each light will be provided with a chrome ABS flange.<br>The light(s) will be activated with the side warning switch. |
| 0564654 | Lights, Rear Zn Lwr, Wln M6*, Colored Lens, For Tail Light Housing | **REAR ZONE LOWER LIGHTING**<br>There will be two (2) Whelen®, Model M6*, LED flashing warning lights will be located at the rear of the apparatus.<br>The driver's side rear light to be red<br>The passenger's side rear light to be red<br>Both lights will include a lens that is the same color as the LED's.<br>There will be a switch located in the cab on the switch panel to control the lights. |
| 0006700 | Mtg, Lights, Recess In Rear Bulkhead (pair) | **MOUNTING, RECESS LIGHT**<br>There will be one (1) pair of upper rear warning lights, on the rear bulkheads, recessed into the body. The lights will be flush to the compartment sheet and will be installed one (1) each side rear bulkhead (these are for the Whelen PCPSM1 scene lights). |
| 0647024 | Light, Rear Zone Up, Wln Rota-Beam R316RF LED Beacon, Red LED, Red Lens | **REAR OF HOSE BED WARNING LIGHTS**<br>There will be two (2) Whelen Rota-Beam, Model R316RF, 4.00" high x 7.19" wide beacons with red LED's and red domes provided.<br>One (1) will be installed on the driver's side rear of the apparatus.<br>One (1) will be installed on the passenger's side rear of the apparatus.<br>There will be a switch located in the cab on the switch panel to control the beacons. |
| 0006551 | Not Required, Lights, Rear Upper Zone Blocking | |
| 0025876 | Mtg, Rear Warn Lts, LS S/S to Match RS, RS - S/S Ladder Lock Enclosed | The rear warning lights will be mounted on brackets with all wiring totally enclosed. At the right side, the warning light will be installed on a stainless steel enclosure, which covers the hydraulic ladder rack lock. At the left side, the warning light will be installed on a stainless steel bracket that is at the same height as the right side ladder lock enclosure. |
| 0789327 | Light, Traffic Directing, Wln TAZ86, 30.87" Long TACTL5 Cnt LED | **TRAFFIC DIRECTING LIGHT**<br>There will be one (1) Whelen® Model TAZ86, 1.75" high x 30.87" long x 2.18" deep, traffic directing light with eight (8) amber LED modules installed at the rear of the apparatus.<br>The Whelen Model TACTL5 control head will be included with this installation. The control head will be energized when the battery switch is on.<br>The remote flash control to be energized when the emergency master switch is on. |

| | | |
|---|---|---|
| 0590662 | Location, TDL, Over Hose Bed, Crosstube (Included), Recessed | This traffic directing light will be mounted over the hose bed, between the body side sheets, recessed within the crosstube, at the rear of the apparatus.<br>The crosstube will be painted to match lower job color. |
| 0530282 | Location, Traf Dir Lt Controller, Overhead Switch Panel DS Right End | The traffic directing light control head will be located in the driver side overhead switch panel in the right panel position. |
| 0779722 | Receptacle, 15/20A 120V 3-Pr 3-Wr, NEMA 5-20R SB Dup, 1st, Interior Body | **120 VOLT RECEPTACLE**<br>There will be three (3), 15/20 amp 120 volt AC three (3) wire straight blade duplex receptacle(s) with an interior stainless steel wall plate, installed B1 back wall, as high as possible towards the RS, LS1 and RS1 high and forward on the back wall. The NEMA configuration for the receptacle (s) will be 5-20R.<br>The receptacle(s) will be powered from the shoreline inlet.<br>There will be a label installed near the receptacle(s) that state the following:<br>Line Voltage<br>Current Ratting (amps)<br>Phase<br>Frequency |
| 0519934 | Not Required, Brand, Hydraulic Tool System | |
| 0649753 | Not Required, PTO Driven Hydraulic Tool System | |
| 0007150 | Bag of Nuts and Bolts | **LOOSE EQUIPMENT**<br>The following equipment will be furnished with the completed unit:<br>One (1) bag of chrome, stainless steel, or cadmium plated screws, nuts, bolts and washers, as used in the construction of the unit. |
| 0816508 | NFPA Required Loose Equipment, Pumper, NFPA/ULC 2024, Provided by Fire Dept | **NFPA LOOSE EQUIPMENT**<br>**NFPA Required Loose Equipment Provided by Fire Department**<br>The following loose equipment as outlined in NFPA 1900, 2024 edition, table 8.1 and CAN/ULC S515:2024 edition, section 5.2 will be provided by the fire department:<br>One (1) traffic vest for each seating position, each vest to comply with ANSI/ISEA 207, *Standard for High Visibility Public Safety Vests*, and have a five-point breakaway feature that includes two (2) at the shoulders, two (2) at the sides, and one (1) at the front.<br>Five (5) fluorescent orange traffic cones not less than 28.00" (711 mm) in height, each equipped with a 6.00" (152 mm) retro-reflective white band no more than 4.00" (152 mm) from the top of the cone, and an additional 4.00" (102 mm) retro-reflective white band 2.00" (51 mm) below the 6.00" (152 mm) band.<br>Five (5) illuminated warning devices such as highway flares, unless the five (5) fluorescent orange traffic cones have illuminating capabilities.<br>**NFPA Loose Equipment That Should be Considered**<br>The following loose equipment as outlined in NFPA 1900, 2024 edition, appendix table A.8.4 (a) and CAN/ULC S515:2024 edition, section 5.2 should be considered:<br>800 ft (60 m) of 2.50" (65 mm) or larger fire hose.<br>400 ft (120 m) of 1.50" (38 mm), 1.75" (45 mm), or 2.00" (52 mm) fire hose.<br>One (1) handline nozzle, 200 gpm (750 L/min) minimum.<br>Two (2) handline nozzles, 95 gpm (360 L/min) minimum.<br>One (1) smooth bore or combination nozzle with shutoff and with 2.50" (65 mm) inlet that flows a minimum of 250 gpm (950 L/min).<br>Four (4) SCBA apparatus<br>Four (4) SCBA spare cylinders<br>One (1) first aid kit.<br>Four (4) combination spanner wrenches.<br>Two (2) hydrant wrenches.<br>One (1) double female 2.50" (65 mm) adapter with national hose (NH) threads.<br>One (1) double male 2.50" (65 mm) adapter with national hose (NH) threads.<br>One (1) rubber mallet, for use on suction hose connections.<br>Two (2) salvage covers each a minimum size of 12 ft × 18 ft (3.7 m × 5.5 m).<br>One (1) automatic external defibrillator (AED). |
| 0816941 | Soft Suction Hose, Provided by Fire Department, NFPA/ULC 2024 | **SOFT SUCTION HOSE PROVIDED BY FIRE DEPARTMENT**<br>Hose is not on the apparatus as manufactured. The fire department will provide suction or supply hose. |
| 0027023 | No Strainer Required | |
| 0816939 | Extinguisher, Dry Chemical, NFPA 2024, Provided by Fire Department | **DRY CHEMICAL EXTINGUISHER PROVIDED BY FIRE DEPARTMENT**<br>The extinguisher is not on the apparatus as manufactured. The fire department will provide and mount the extinguisher. |

| | | |
|---|---|---|
| 0816937 | Extinguisher, 2.5 Gal. Pressurized Water, NFPA/ULC 2024, Provided by Fire Dept | **WATER EXTINGUISHER PROVIDED BY FIRE DEPARTMENT**<br>The extinguisher is not on the apparatus as manufactured. The fire department will provide and mount the extinguisher. |
| 0816998 | Axe, Flathead, Provided by Fire Department | **FLATHEAD AXE PROVIDED BY FIRE DEPARTMENT**<br>The axe is not on the apparatus as manufactured. The fire department will provide and mount the axe. |
| 0817000 | Axe, Pickhead, Provided by Fire Department | **PICKHEAD AXE PROVIDED BY FIRE DEPARTMENT**<br>The axe is not on the apparatus as manufactured. The fire department will provide and mount the axe. |
| 0741569 | Paint Process / Environmental Requirements, Appleton | **PAINT PROCESS**<br>The exterior custom cab and body painting procedure will consist of a seven (7) step finishing process as follows:<br>Manual Surface Preparation - All exposed metal surfaces on the custom cab and body will be thoroughly cleaned and prepared for painting. Imperfections on the exterior surfaces will be removed and sanded to a smooth finish. Exterior seams will be sealed before painting. Exterior surfaces that will not be painted include; chrome plating, polished stainless steel, anodized aluminum and bright aluminum treadplate.<br>Chemical Cleaning and Pretreatment - All surfaces will be chemically cleaned to remove dirt, oil, grease, and metal oxides to ensure the subsequent coatings bond well. The aluminum surfaces will be properly cleaned and treated using a high pressure, high temperature 4 step Acid Etch process. The steel and stainless surfaces will be properly cleaned and treated using a high temperature 3 step process specifically designed for steel or stainless. The chemical treatment converts the metal surface to a passive condition to help prevent corrosion.<br>Surfacer Primer - The Surfacer Primer will be applied to a chemically treated metal surface to provide a strong corrosion protective basecoat. A minimum thickness of 2 mils of Surfacer Primer is applied to surfaces that require a Critical aesthetic finish. The Surfacer Primer is a two-component high solids urethane that has excellent sanding properties and an extra smooth finish when sanded.<br>Finish Sanding - The Surfacer Primer will be sanded with a fine grit abrasive to achieve an ultra-smooth finish. This sanding process is critical to produce the smooth mirror like finish in the topcoat.<br>Sealer Primer - The Sealer Primer is applied prior to the Basecoat in all areas that have not been previously primed with the Surfacer Primer. The Sealer Primer is a two-component high solids urethane that goes on smooth and provides excellent gloss hold out when topcoated.<br>Basecoat Paint - Two coats of a high performance, two component high solids polyurethane basecoat will be applied. The Basecoat will be applied to a thickness that will achieve the proper color match. The Basecoat will be used in conjunction with a urethane clear coat to provide protection from the environment.<br>Clear Coat - Two (2) coats of Clear Coat will be applied over the Basecoat color. The Clear Coat is a two-component high solids urethane that provides superior gloss and durability to the exterior surfaces. Lap style and roll-up doors will be Clear Coated to match the body. Paint warranty for the roll-up doors will be provided by the roll-up door manufacturer.<br>After the cab and body are painted, the color will be verified to make sure that it matches the color standard. Electronic color measuring equipment will be used to compare the color sample to the color standard entered into the computer. Color specifications will be used to determine the color match. A Delta E reading will be used to determine a good color match within each family color.<br>All removable items such as brackets, compartment doors, door hinges, and trim will be removed and painted separately if required, to ensure paint behind all mounted items. Body assemblies that cannot be finish painted after assembly will be finish painted before assembly.<br>The paint finish quality levels for critical areas of the apparatus (cab front and sides, body sides and doors, and boom lettering panels) are to meet or exceed Cadillac/General Motors GMW15777 global paint requirements. Orange peel levels are to meet or exceed the #6 A.C.T. standard in critical areas. The manufacture's written paint standards will be available upon request.<br>**Environmental Impact**<br>Contractor will meet or exceed all current state regulations concerning paint operations. Pollution control will include measures to protect the atmosphere, water and soil. Controls will include the following conditions:<br>Topcoats and primers will be chrome and lead free.<br>Metal treatment chemicals will be chrome free. The wastewater generated in the metal treatment process will be treated on-site to remove any other heavy metals.<br>Particulate emission collection from sanding operations will have a 99.99 percent efficiency factor.<br>Particulate emissions from painting operations will be collected by a dry filter or water wash process. If the dry filter is used, it will have an efficiency rating of 98 percent. Water wash systems will be 99.97 percent efficient.<br>Water from water wash booths will be reused. Solids will be removed on a continual basis to keep the water clean.<br>Paint wastes are disposed of in an environmentally safe manner.<br>Empty metal paint containers will be recycled to recover the metal.<br>Solvents used in clean-up operations will be recycled on-site or sent off-site for distillation and returned for reuse.<br>Additionally, the finished apparatus will not be manufactured with or contain products that have ozone depleting substances. Contractor will, upon demand, present evidence that the manufacturing facility meets the above conditions and that it is in compliance with his state EPA rules and regulations. |

| | | | |
|---|---|---|---|
| 0709566 | | Paint, Two-Tone Color, Enforcer | **TWO-TONE CAB PAINT**<br>The cab will be painted two-tone with the upper section painted #479 charcoal metallic and the lower section painted #80 red. There will be a standard two-tone cab paint break provided. There will be a special cab shield designed and shown on the lettering and striping print. |
| 0709845 | | Paint, Single Color, Body | **BODY PAINT**<br>The body will be painted to match the lower section of the cab. |
| 0646897 | | Paint Chassis Frame Assy, E-Coat, Standard | **PAINT CHASSIS FRAME ASSEMBLY**<br>The chassis frame assembly will be finished with a single system black top coat before the installation of the cab and body, and before installation of the engine and transmission assembly, air brake lines, electrical wire harnesses, etc.<br>Components treated with epoxy E-coat protection prior to paint:<br>Two (2) C-channel frame rails<br>Components that are included with the chassis frame assembly that will be painted not e-coated (unless otherwise stated in a secondary option) are:<br>Cross members<br>Axles<br>Suspensions<br>Steering gear<br>Battery boxes<br>Bumper extension weldment<br>Frame extensions<br>Body mounting angles<br>Rear Body support substructure (front and rear)<br>Pump house substructure<br>Steel fuel tank<br>Castings<br>Individual piece parts used in chassis and body assembly<br>The E-coat process will meet the technical properties shown. |
| 0693797 | | No Paint Required, Aluminum Front Wheels | |
| 0693792 | | No Paint Required, Aluminum Rear Wheels | |
| 0733739 | | Paint, Axle Hubs | **AXLE HUB PAINT**<br>All axle hubs will be painted to match lower job color. |
| 0638530 | SP | Paint, Drip Rail, Above Exterior Access EMS, Match Exterior Cab Color | **PAINTED RAIN DRIP**<br>The exterior access rain drip will be painted to match the cab paint color. |
| 0755476 | SP | Paint, Drip Rail, Above Aux Cab Compt, Match Exterior Cab Color | **PAINTED RAIN DRIP**<br>The exterior access rain drip will be painted to match the cab paint color. |
| 0007230 | | Compartment, Painted, Spatter Gray | **COMPARTMENT INTERIOR PAINT**<br>The interior of all compartments will be painted with a gray spatter finish for ease of cleaning and to make it easier to touch up scratches and nicks. |
| 0544124 | | Reflective Band, 1"-4"-1" | **REFLECTIVE STRIPES**<br>Three (3) reflective stripes will be provided across the front of the vehicle and along the sides of the body. The reflective band will consist of a 1.00" black stripe at the top with a 1.00" gap then a 4.00" black stripe with a 1.00" gap and a 1.00" black stripe on the bottom. |
| 0007356 | | Reflective across Cab Face | The reflective band provided on the cab face will be at the headlight level. |
| 0778638 | SP | Stripe, Chevron, Rear, Oralite, Red/Fl Lime Yellow, Exclude Rear Bulkhead,Pumper | **CHEVRON STRIPING, REAR**<br>There will be alternating chevron striping located on the rear-facing vertical surface of the apparatus. Covered surfaces will include the exterior rear wall, excluding the rear bulkheads. Rear compartment doors, entry doors, or walkway areas will not be covered.<br>The colors will be red and fluorescent lime yellow Reflexite.<br>Each stripe will be 6.00" in width.<br>This will meet the requirements of NFPA 1901, 2009 edition, which states that 50% of the rear surface will be covered with chevron striping. |
| 0027341 | | Jog, In Reflective Stripe, Single or Multiple | **JOG(S) IN REFLECTIVE BAND**<br>The reflective band located on each side of the apparatus body will contain one (1) jog(s) and will be angled at approximately 45 degrees when installed. |

| | | |
|---|---|---|
| 0065687 | Stripe, Reflective, Cab Doors Interior | **CAB DOOR REFLECTIVE STRIPE**<br>A 6.00" x 16.00" black reflective stripe will be provided across the interior of each cab door. The stripe will be located approximately 1.00" up from the bottom, on the door panel.<br>This stripe will meet the current edition of applicable NFPA standards. |
| 0528504 | Stripe, Black Vinyl on Paint Break (Cab) | **STRIPE, CAB FACE**<br>A black vinyl stripe will be provided on the paint break. |
| 0027372 | Lettering Specifications, (GOLD STAR Process) | **LETTERING**<br>The lettering will be totally encapsulated between two (2) layers of clear vinyl. |
| 0686432 | Lettering, Gold Leaf, 3.00", Each | **LETTERING**<br>There will be genuine gold leaf lettering, 3.00" high, with outline and shade provided. There will be nine (9) letters provided. |
| 0017773 | Stripe, Gold Leaf, Side of Body, Over Fender Only, Single Axle | **BODY STRIPE**<br>There will be a genuine gold leaf stripe provided on each side of the body, over the fender. |
| 0685985 | Lettering, Reflective, 12.00", Each | **LETTERING**<br>There will be reflective lettering, 12.00" high, with outline and shade provided. There will be one (1) letter provided. |
| 0686002 | Lettering, Reflective, 8.00", Each | **LETTERING**<br>There will be reflective lettering, 8.00" high, with outline and shade provided. There will be two (2) letters provided. |
| 0686033 | Lettering, Reflective, 4.00", Each | **LETTERING**<br>There will be reflective lettering, 4.00" high, with outline and shade provided. There will be 15 letters provided. |
| 0683997 | Lettering, Vinyl, 18.00", Each | **LETTERING**<br>There will be non-reflective vinyl lettering, 18.00" high, with no outline or shade provided. There will be five (5) letters provided. |
| 0684004 | Lettering, Vinyl, 12.00", Each | **LETTERING**<br>There will be non-reflective vinyl lettering, 12.00" high, with outline and shade provided. There will be two (2) letters provided. |
| 0684036 | Lettering, Vinyl, 5.00", Each | **LETTERING**<br>There will be non-reflective vinyl lettering, 5.00" high, with outline and shade provided. There will be six (6) letters provided. |
| 0684061 | Lettering, Vinyl, 2.00", Each | **LETTERING**<br>There will be non-reflective vinyl lettering, 2.00" high, with outline and shade provided. There will be 15 letters provided. |
| 0695610 | Emblem, Reflective, Per Dept. Submittal, Each | **EMBLEM**<br>There will be two (2) reflective emblem(s), approximately 12.00" - 14.00" in size, installed Cab doors - match 36277. the emblem will be modeled after the department submitted information (art, patch, etc). |

| | | |
|---|---|---|
| 0772003 | Manual, Fire Apparatus Parts, USB Flash Drive, Custom | **FIRE APPARATUS PARTS MANUAL**<br>There will be one (1) custom parts manual(s) in USB flash drive format for the complete fire apparatus provided.<br>The manual(s) will contain the following:<br>Job number<br>Part numbers with full descriptions<br>Table of contents<br>Parts section sorted in functional groups reflecting a major system, component, or assembly<br>Parts section sorted in alphabetical order<br>Instructions on how to locate parts<br>Each manual will be specifically written for the chassis and body model being purchased. It will not be a generic manual for a multitude of different chassis and bodies.<br>**Service Parts Internet Site**<br>The service parts information included in these manuals are also available on the Pierce website. The website offers additional functions and features not contained in this manual, such as digital photographs and line drawings of select items. The website also features electronic search tools to assist in locating parts quickly. |
| 0772037 | Manual, Chassis Service, USB Flash Drive, Custom | **CHASSIS SERVICE MANUALS**<br>There will be one (1) chassis service manuals on USB flash drives containing parts and service information on major components provided with the completed unit.<br>The manual will contain the following sections:<br>Job number<br>Table of contents<br>Troubleshooting<br>Front Axle/Suspension<br>Brakes<br>Engine<br>Tires<br>Wheels<br>Cab<br>Electrical, DC<br>Air Systems<br>Plumbing<br>Appendix<br>The manual will be specifically written for the chassis model being purchased. It will not be a generic manual for a multitude of different chassis and bodies. |
| 0773381 | Manual, Chassis Operation, (1) USB Flash Drive, Custom | **CHASSIS OPERATION MANUAL**<br>The chassis operation manual will be provided on one (1) USB flash drive. |
| 0030008 | Warranty, Basic, 1 Year, Apparatus, WA0008 | **ONE (1) YEAR MATERIAL AND WORKMANSHIP**<br>A Pierce basic apparatus limited warranty certificate, WA0008, is included with this proposal. |
| 0735523 | Warranty, Engine, Paccar MX13, 5 Year, WA0386 | **ENGINE WARRANTY**<br>A Paccar five (5) year**limited engine warranty will be provided. A limited warranty certificate is included with this proposal.** |
| 0684953 | Warranty, Steering Gear, Sheppard M110, 3 Year WA0201 | **STEERING GEAR WARRANTY**<br>A Sheppard **three (3) year** limited steering gear warranty will be provided. A copy of the warranty certificate will be submitted with this proposal. |
| 0596017 | Warranty, Frame, 50 Year, Custom Chassis, WA0013 | **FIFTY (50) YEAR STRUCTURAL INTEGRITY**<br>The Pierce custom chassis frame only (does not include crossmembers) limited warranty certificate, WA0013, is included with this proposal. |
| 0595698 | Warranty, Axle, 3 Year, TAK-4, WA0050 | **FRONT AXLE THREE (3) YEAR MATERIAL AND WORKMANSHIP WARRANTY**<br>The Pierce TAK-4 suspension limited warranty certificate, WA0050, is included with this proposal. |
| 0733306 | Warranty, Single Axle, 5 Year, Meritor, General Service, WA0384 | **SINGLE REAR AXLE FIVE (5) YEAR MATERIAL AND WORKMANSHIP WARRANTY**<br>A Meritor™ Axle 5 year limited warranty will be provided. |
| 0652758 | Warranty, ABS Brake System, 3 Year, Meritor Wabco, WA0232 | **ABS BRAKE SYSTEM THREE (3) YEAR MATERIAL AND WORKMANSHIP WARRANTY**<br>A Meritor Wabco™ ABS brake system limited warranty certificate, WA0232, is included with this proposal. |
| 0019914 | Warranty, Structure, 10 Year, Custom Cab, WA0012 | **TEN (10) YEAR STRUCTURAL INTEGRITY**<br>The Pierce custom cab limited warranty certificate, WA0012, is included with this proposal. |

| | | |
|---|---|---|
| 0744240 | Warranty, Paint, 10 Year, Cab, Pro-Rate, WA0055 | **TEN (10) YEAR PRO-RATED PAINT AND CORROSION**<br>A Pierce cab limited pro-rated paint warranty certificate, WA0055, is included with this proposal. |
| 0524627 | Warranty, Electronics, 5 Year, MUX, WA0014 | **FIVE (5) YEAR MATERIAL AND WORKMANSHIP**<br>The Pierce Command Zone electronics limited warranty certificate, WA0014, is included with this proposal. |
| 0695416 | Warranty, Pierce Camera System, WA0188 | **CAMERA SYSTEM WARRANTY**<br>A Pierce fifty four (54) month**warranty will be provided for the camera system.** |
| 0708760 | Warranty, Not Applicable, LED Strip Lights | **COMPARTMENT LIGHT WARRANTY**<br>The compartment lights will not offer an extended warranty. |
| 0046369 | Warranty, 5-year EVS Transmission, Standard Custom, WA0187 | **TRANSMISSION WARRANTY**<br>The transmission will have a **five (5) year/unlimited mileage** warranty covering 100 percent parts and labor. The warranty will be provided by Allison Transmission.<br>Note: The transmission cooler is not covered under any extended warranty you may be getting on your Allison Transmission. Please review your Allison Transmission warranty for coverage limitations. |
| 0685945 | Warranty, Transmission Cooler, WA0216 | **TRANSMISSION COOLER WARRANTY**<br>The transmission cooler will carry a five (5) year parts and labor warranty (exclusive to the transmission cooler). In addition, a collateral damage warranty will also be in effect for the first three (3) years of the warranty coverage and will not exceed $10,000 per occurrence. A copy of the warranty certificate will be included with this proposal. |
| 0688798 | Warranty, Water Tank, Lifetime, UPF, Poly Tank, WA0195 | **WATER TANK WARRANTY**<br>A UPF poly water tank limited warranty certificate, WA0195, is included with this proposal. |
| 0596025 | Warranty, Structure, 10 Year, Body, WA0009 | **TEN (10) YEAR STRUCTURAL INTEGRITY**<br>The Pierce apparatus body limited warranty certificate, WA0009, is included with this proposal. |
| 0690936 | Warranty, Roll up Doors, Not Required | |
| 0734463 | Warranty, Pump, Waterous, 7 Year Parts, WA0382 | **PUMP WARRANTY**<br>The Waterous pump will be provided with a seven (7) year**material and workmanship limited warranty.**<br>**A copy of the warranty certificate will be included with this proposal.** |
| 0648675 | Warranty, 10 Year S/S Pumbing, WA0035 | **TEN (10) YEAR PUMP PLUMBING WARRANTY**<br>The Pierce apparatus plumbing limited warranty certificate, WA0035, is included with this proposal. |
| 0641372 | Warranty, Foam System, Not Available | |
| 0595820 | Warranty, Paint, 10 Year, Body, Pro-Rate, WA0057 | **TEN (10) YEAR PRO-RATED PAINT AND CORROSION**<br>A Pierce body limited pro-rated paint warranty certificate, WA0057, is included with this proposal. |
| 0595421 | Warranty, Goldstar, 3 Year, Apparatus, WA0018 | **THREE (3) YEAR MATERIAL AND WORKMANSHIP**<br>The Pierce Goldstar gold leaf lamination limited warranty limited warranty certificate, WA0018, is included with this proposal. |
| 0819254 | Certification, Vehicle Stability, CD0196 | **VEHICLE STABILITY CERTIFICATION**<br>The fire apparatus manufacturer will provide a certification stating the apparatus complies with NFPA 1900, current edition, section 7.14, Vehicle Stability. The certification is included with this proposal. |
| 0808565 | Certification, Engine Installation, Enf, Paccar MX, 2027 | **ENGINE INSTALLATION CERTIFICATION**<br>The fire apparatus manufacturer will provide a certification, along with a letter from the engine manufacturer stating they approve of the engine installation in the bidder's chassis. The certification will be provided at the time of delivery. |

| | | |
|---|---|---|
| 0686786 | Certification, Power Steering, CD0098 | **POWER STEERING CERTIFICATION**<br>The fire apparatus manufacturer will provide a certification stating the power steering system as installed meets the requirements of the component supplier. The certification is included with this proposal. |
| 0892691 | Certification, Cab Integrity, Saber FR/Enforcer, CD0189 | **CAB INTEGRITY CERTIFICATION**<br>The fire apparatus manufacturer will provide a cab crash test certification with this proposal. The certification will state that a specimen representing the substantial structural configuration of the cab has been tested and certified by an independent third party test facility. Testing events will be documented with photographs, real-time and high-speed video, vehicle accelerometers, cart accelerometers, and a laser speed trap. The fire apparatus manufacturer will provide a state licensed professional engineer to witness and certify all testing events. Testing will meet or exceed the requirements below:<br>SAE J2422 Cab Roof Strength Evaluation - Quasi-Static Loading Heavy Trucks.<br>European Occupant Protection Standard ECE Regulation No.29.<br>SAE J2420 COE Frontal Strength Evaluation - Dynamic Loading Heavy Trucks.<br>**Side Impact**<br>The cab will be subjected to dynamic preload where a 14,320-lb moving barrier is slammed into the side of the cab at 5.50 mph, striking with an impact of 13,000 ft-lb of force. This test is part of the SAE J2422 test procedure and more closely represents the forces a cab will see in a rollover incident.<br>**Frontal Impact**<br>The same cab will withstand a frontal impact of 32,600 ft-lb of force using a moving barrier in accordance with SAE J2420.<br>**Additional Frontal Impact**<br>The same cab will withstand a frontal impact of 65,098 ft-lb of force using a moving barrier. (Twice the force required by SAE J2420)<br>**Roof Crush**<br>The cab will be subjected to a roof crush force of 22,500 lb. This value meets the ECE 29 criteria, and is equivalent to the front axle rating up to a maximum of ten (10) metric tons.<br>**Additional Roof Crush**<br>The same cab will be subjected to a roof crush force of 110,000 lbs. (Four and a half times the load criteria of ECE 29)<br>The same cab will withstand all tests without any measurable intrusion into the survival space of the occupant area. |
| 0631973 | Certification, Cab Door Durability, Saber FR/Enforcer, CD0137 | **CAB DOOR DURABILITY CERTIFICATION**<br>Robust cab doors help protect occupants. Cab doors will survive a 200,000 cycle door slam test where the slamming force exceeds 20 G's of deceleration. The bidder will certify that the sample doors similar to those provided on the apparatus have been tested and have met these criteria without structural damage, latch malfunction, or significant component wear. |
| 0631978 | Certification, Windshield Wiper Durability, Saber FR/Enforcer, CD0132 | **WINDSHIELD WIPER DURABILITY CERTIFICATION**<br>Visibility during inclement weather is essential to safe apparatus performance. Windshield wipers will survive a 3 million cycle durability test in accordance with section 6.2 of SAE J198 *Windshield Wiper Systems - Trucks, Buses and Multipurpose Vehicles.* The bidder will certify that the wiper system design has been tested and that the wiper system has met these criteria. |
| 0631974 | Certification, Electric Window Durability, Saber FR/Enforcer, CD0133 | **ELECTRIC WINDOW DURABILITY CERTIFICATION**<br>Cab window roll-up systems can cause maintenance problems if not designed for long service life. The window regulator design will complete 30,000 complete up-down cycles and still function normally when finished. The bidder will certify that sample doors and windows similar to those provided on the apparatus have been tested and have met these criteria without malfunction or significant component wear. |
| 0631977 | Certification, Seat Belt Anchors and Mounting, Saber FR/Enforcer, CD0134 | **SEAT BELT ANCHOR STRENGTH**<br>Seat belt attachment strength is regulated by Federal Motor Vehicle Safety Standards and should be validated through testing. Each seat belt anchor design will withstand 3000 lb of pull on both the lap and shoulder belt in accordance with FMVSS 571.210 Seat Belt Assembly Anchorages. The bidder will certify that each anchor design was pull tested to the required force and met the appropriate criteria.<br>**SEAT MOUNTING STRENGTH**<br>Seat attachment strength is regulated by Federal Motor Vehicle Safety Standards and should be validated through testing. Each seat mounting design will be tested to withstand 20 G's of force in accordance with FMVSS 571.207 Seating Systems. The bidder will certify, at time of delivery, that each seat mount and cab structure design was pull tested to the required force and met the appropriate criteria. |

| | | |
|---|---|---|
| 0735949 | Certification, Cab HVAC System Performance, SFR/Enf, CD0165/CD0167/CD0174/CD0175 | **PERFORMANCE CERTIFICATIONS**<br>**Cab Air Conditioning**<br>Good cab air conditioning temperature and air flow performance keeps occupants comfortable, reduces humidity, and provides a climate for recuperation while at the scene. The cab air conditioning system will cool the cab from a heat-soaked condition at 100 degrees Fahrenheit to an average of 78 degrees Fahrenheit in 30 minutes. The bidder will certify that a substantially similar cab has been tested and has met these criteria.<br>**Cab Defroster**<br>Visibility during inclement weather is essential to safe apparatus performance. The defroster system will clear the required windshield zones in accordance with SAE J381 Windshield Defrosting Systems Test Procedure And Performance Requirements - Trucks, Buses, And Multipurpose Vehicles.*The bidder will certify that the defrost system design has been tested in a cold chamber and passes the SAE J381 criteria.*<br>***Cab Auxiliary Heater***<br>*Good cab heat performance and regulation provides a more effective working environment for personnel, whether in-transit, or at a scene. An auxiliary cab heater will warm the cab 77 degrees Fahrenheit from a cold-soak, within 30 minutes when tested using the coolant supply methods found in SAE J381. The bidder will certify, at time of delivery, that a substantially similar cab has been tested and has met these criteria.* |
| 0545073 | Amp Draw Report, NFPA Current Edition | **AMP DRAW REPORT**<br>The bidder will provide, at the time of bid and delivery, an itemized print out of the expected amp draw of the entire vehicle's electrical system.<br>The manufacturer of the apparatus will provide the following:<br>Documentation of the electrical system performance tests.<br>A written load analysis, which will include the following:<br>The nameplate rating of the alternator.<br>The alternator rating under the conditions specified per:<br>Current edition of applicable NFPA standards.<br>The minimum continuous load of each component that is specified per:<br>Current edition of applicable NFPA standards.<br>Additional loads that, when added to the minimum continuous load, determine the total connected load.<br>Each individual intermittent load.<br>All of the above listed items will be provided by the bidder per the current edition of applicable NFPA standards. |
| 0002758 | Amp Draw, NFPA/ULC Radio Allowance | |
| 0799248 | Appleton/Florida BTO | |
| 0000018 | PUMPER, 2ND GEN | |
| 0000012 | PIERCE CHASSIS | |
| 0735525 | PACCAR MX13 ENGINE | |
| 0046396 | EVS 4000 Series TRANSMISSION | |
| 0020011 | WATEROUS PUMP | |
| 0020009 | POLY TANK | |
| 0028048 | FOAM SYSTEM | |
| 0020006 | SIDE CONTROL | |
| 0020007 | AKRON VALVES | |
| 0020015 | ABS SYSTEM | |
| 0658751 | PUMPER BASE | |

# Electrical Analysis

8/12/2025

| | | | |
|---|---|---|---|
| **Bid #:** | 980 | **Job #:** | |
| **Desc:** | Suisun City Enforcer 1500 GPM Pumper (fairfield dup) | **Sales Rep:** | Martinez, Mike |
| **Customer:** | Suisun City Fire Department | **Organization:** | Golden State Fire Apparatus, Inc |
| **Option:** | Pierce Command Zone, Advanced Electronics & Control System, Enforcer, WiFi CZT | **Type:** | Multiplexed |

| Option | Description | Type* | Minimum Load | Intermittent Load | Total Connected |
|---|---|---|---|---|---|
| 0001244 | High Idle w/Electronic Engine, Custom | | 0.00 | 1.20 | 0.00 |
| 0005945 | Light, Pump Compt | | 0.00 | 1.80 | 0.00 |
| 0015216 | Reel, Booster, Aluminum - Over Pump, Right Side | | 0.00 | 36.00 | 0.00 |
| 0065417 | Foam Sys, FoamPro 1600, (Single Agent) | | 0.00 | 36.00 | 0.00 |
| 0067116 | Bracket, Johnny Ray Swivel, 7 Lb. Rating | | 0.00 | 0.00 | 0.00 |
| 0072153 | Primer, Trident, Air Prime, Air Operated | | 0.00 | 0.00 | 0.00 |
| 0079211 | Batteries, (6) Stryten/Exide Grp 31, 950 CCA each, Threaded Stud | | 0.00 | 3.00 | 0.00 |
| 0543751 | Light, Do Not Move Apparatus | | 0.00 | 0.80 | 0.00 |
| 0549333 | Indicators, Engine, Included with Pressure Controller | | 0.00 | 0.35 | 0.00 |
| 0553643 | Control, Air Horn at Pmp Pnl, Red Switch, Momentary | | 0.00 | 0.16 | 0.00 |
| 0555812 | Handlts, (2) Streamlight, Fire Vulcan, 44451 C4 LED, Tail lights, | | 0.00 | 0.00 | 2.20 |
| 0583938 | Lights, Engine Compt, Custom, Auto Sw, Wln 3SC0CDCR, 3" | | 0.00 | 0.30 | 0.00 |
| 0589905 | Alarm, Back-up Warning, PRECO 1040 | | 0.00 | 0.50 | 0.00 |
| 0604354 | Gauge, Foam Level, FRC, Tank Vision Pro, WLA 360-A00, Class | | 0.00 | 0.00 | 1.23 |
| 0630636 | Controls, Electric Roll-Up Windows, 4dr, 4 Driver Controls, Saber | | 0.00 | 26.00 | 0.00 |
| 0636439 | Wiring, Spare, 37.5 A 12V DC, Cust Install Radio, 30A Bat Dir, | | 0.00 | 0.00 | 75.00 |
| 0639727 | Cab Lift, Elec/Hyd, Manual Override, Saber FR/Enforcer | | 0.00 | 180.00 | 0.00 |
| 0727913 | Spotlight, Golight/RadioRay, Model 20**4GT, LED, 2 Lts | | 0.00 | 0.00 | 7.40 |
| 0735006 | Intercom, David Clark, 4-Pos, 2-Radio, (D, O, RPTT), 2obC, | | 0.00 | 0.00 | 0.50 |
| 0735687 | Engine Brake, Fully Integrated, Paccar MX13 Engine | | 0.00 | 0.42 | 0.00 |
| 0748793 | Lights, Wln, S44M** 44" 12VDC, RS Body | | 0.00 | 0.00 | 10.80 |
| 0748795 | Lights, Wln, S44M** 44" 12VDC, LS Body | | 0.00 | 0.00 | 10.80 |
| 0760752 | Lights, Side, Wln WIONSM* LED, Mtd In Rub Rail, 1st | | 0.00 | 0.00 | 4.00 |
| 0766906 | Lights, Wln, PCPSM1*, Pioneer, 12 VDC, 1st | | 0.00 | 0.00 | 12.00 |
| 0768061 | Lights, Wln, PCPSM2* Pioneer, 12 VDC, 1st | | 0.00 | 0.00 | 24.00 |
| 0779204 | Light, Front, Wln M6** LED 1st | | 0.00 | 2.70 | 1.80 |
| 0806466 | Lights, Backup, Wln M62BU, LED, For Tail Lt Housing | | 0.00 | 3.20 | 0.00 |
| 0814219 | Vehicle Information Center, 7" Color Display, MUX, | | 0.00 | 0.00 | 1.20 |
| 0816158 | Camera, Pierce, LS Mux, RS, LS, R, Cameras, AHD | | 0.00 | 1.20 | 0.00 |
| 0819994 | Radio, Jensen, AM/FM/WB, Bluetooth | | 0.00 | 0.00 | 2.00 |
| 0820509 | ESC/ABS/ATC Wabco Brake System, Single Rear Axle, NFPA | | 0.00 | 6.00 | 0.00 |
| 0821230 | Wiring, Spare, 20 A 12V DC, 6 CKT FB, Blue Sea 5025 1st | | 0.00 | 0.00 | 20.00 |
| 0821232 | Wiring, Spare, 20 A 12V DC, 6 Circuit Fuse Block, Blue Sea 5025 | | 0.00 | 0.00 | 20.00 |
| 0834413 | USB, Cab, 4, 12V DC, Dual USB Termination, Batt Dir. | | 0.00 | 0.00 | 10.00 |
| 0895310 | Siren, Federal Q2B | | 0.00 | 100.00 | 0.00 |
| 0895716 | Lights, Door Interior Flash, 4 Dr Cab, Wln ION* | | 0.00 | 1.60 | 0.00 |
| 0898549 | Cab Air Filtration, TFT CrewProtect 100, 12v DC, Loc, CARE | | 0.00 | 0.00 | 1.50 |
| 0817805 | HVAC, Heavy-Duty, Enforcer, Paccar, CARE | Load Managed | 0.00 | 0.00 | 136.00 |
| 0821192 | Wiring, Spare, 20 A 12V DC 1st NFPA1900/ULC | Load Managed | 0.00 | 0.00 | 40.00 |
| 0002758 | Amp Draw, NFPA/ULC Radio Allowance | NFPA | 5.00 | 0.00 | 0.00 |
| 0013671 | Rear, Rollup, 30.75" F-F, 25.88" D | NFPA | 0.90 | 0.00 | 0.90 |
| 0025615 | RS 152" Rollup, Full Height/Depth Front, Full Height Rear, FDLER | NFPA | 2.70 | 0.00 | 2.70 |
| 0075649 | LS 152" Rollup, Full Height/Depth Front, Full Height Rear, FDLER | NFPA | 3.60 | 0.00 | 3.60 |
| 0092582 | Load Manager/Sequencer, MUX | NFPA | 0.56 | 0.56 | 0.00 |
| 0534828 | Siren, Wln 295SL101, 100 or 200W Removable Mic | NFPA | 0.80 | 7.20 | 0.00 |
| 0536401 | Gauges, Engine, Included With Pierce Pressure Controller | NFPA | 0.30 | 0.00 | 0.00 |
| 0556360 | Lights, Step, P25 LED 4lts, Pump Pnl Sw | NFPA | 1.00 | 0.00 | 0.00 |

* UDMC = User Defined Mission Critical, LM = User Defined Load Managed, S = Electrical Amperage Supply

# Electrical Analysis

8/12/2025

**Bid #:** 980

**Desc:** Suisun City Enforcer 1500 GPM Pumper (fairfield dup)

**Customer:** Suisun City Fire Department

**Option:** Pierce Command Zone, Advanced Electronics & Control System, Enforcer, WiFi CZT

**Job #:**

**Sales Rep:** Martinez, Mike

**Organization:** Golden State Fire Apparatus, Inc

**Type:** Multiplexed

| Option | Description | Type* | Minimum Load | Intermittent Load | Total Connected |
|---|---|---|---|---|---|
| 0563675 | Lights, Clearance/Marker/ID, Rear, Truck-Lite 33050R LED 7Lts | NFPA | 0.35 | 0.00 | 0.00 |
| 0564654 | Lights, Rear Zn Lwr, Wln M6*, Colored Lens, For Tail Light | NFPA | 1.80 | 2.70 | 0.00 |
| 0587034 | Air Dryer, Bendix, AD-IP w/Heat, 2010 | NFPA | 4.70 | 0.00 | 0.00 |
| 0605126 | Pump Shift, Air Mnl Override, Split Shaft, Interlocked, Waterous | NFPA | 1.00 | 0.00 | 0.00 |
| 0617802 | Lights, Perimeter, TecNiq T10-LC00-1 15" LED | NFPA | 3.12 | 0.00 | 0.00 |
| 0617901 | Lights, Perimeter Pump House, TecNiq T10-LC00-1 15" LED 2lts | NFPA | 0.80 | 0.00 | 0.00 |
| 0622803 | Cab Instruments, Black Gauges, Black Bezels, Enforcer MUX | NFPA | 1.26 | 0.00 | 0.00 |
| 0622994 | Cabinet, (2) Rr Fcng, Overhead, 21 W x 10 H x 34 D, SFR/Enf | Load Managed | 0.21 | 0.21 | 0.00 |
| 0625210 | Lights, Directional, Cab Front Side, Truck-Lite 19036Y LED, | NFPA | 0.12 | 0.00 | 0.00 |
| 0625953 | Light, Directional, Wln 600 Cmb, Cab Crn, Wrp Bzl Out HD Lts, | NFPA | 0.70 | 0.70 | 0.00 |
| 0626579 | Lights, Perimeter Body, TecNiq T10-LC00-1 15" LED 2lts, Rear | NFPA | 0.80 | 0.00 | 0.00 |
| 0626588 | Lights, Perimeter Cab, TecNiq T10-LC00-1 15" LED 4Dr | NFPA | 1.60 | 0.00 | 0.00 |
| 0631890 | Lights, Rear Scene, Wln, PEL*B LED, 45 Deg Flange | NFPA | 1.70 | 0.00 | 0.00 |
| 0643261 | Siren, Auxiliary, Wln HOWLER Speaker System, 2 Activation Swts | NFPA | 0.78 | 7.02 | 0.00 |
| 0645877 | Lights, Hose Bed, Sides, Dual LED Light Strips | NFPA | 2.52 | 0.00 | 0.00 |
| 0647024 | Light, Rear Zone Up, Wln Rota-Beam R316RF LED Beacon, Red | NFPA | 4.50 | 0.00 | 0.00 |
| 0647632 | Lights, Dome, Wln 60C*EGCS Dual LED 4 Lts | NFPA | 3.00 | 3.00 | 0.00 |
| 0648332 | Cab, Enforcer, 7010 | NFPA | 6.80 | 10.20 | 0.00 |
| 0653937 | Flasher, Headlight Alternating | NFPA | 0.08 | 0.00 | 0.00 |
| 0682488 | Light Shield, S/S, PS LED | NFPA | 3.00 | 0.00 | 0.00 |
| 0709438 | Lights, Walk Surf, FRP Flood, LED | NFPA | 2.00 | 0.00 | 0.00 |
| 0721609 | Controller, Pressure, Pierce LCD, Custom Chassis | NFPA | 1.70 | 0.00 | 0.00 |
| 0734373 | Lights, Clearance/Marker, Side, Truck-Lite 33050Y 2 Lts, Others | NFPA | 0.49 | 0.00 | 0.00 |
| 0736472 | Cabinet, Rr Facing, RS, 22.75 W x 28 H x 23 D, Ext Acc Only, Sp | NFPA | 0.28 | 0.28 | 0.00 |
| 0736474 | Cabinet, Rr Facing, LS, 22.75 W x 28 H x 24 D, Ext Acc Only, Sp | NFPA | 0.28 | 0.28 | 0.00 |
| 0739224 | Indicator Light @ Pump Panel, Throttle Ready, Incl w/Pressure | NFPA | 0.10 | 0.00 | 0.00 |
| 0745568 | Indicator Light, Pump Panel, Ok To Pump, Green | NFPA | 0.10 | 0.00 | 0.00 |
| 0747228 | Lights, Side Zone Lower, Wln M6**, M6**, M6**, 6Lts | NFPA | 5.40 | 8.10 | 0.00 |
| 0749661 | Light, Roof Mt, Wln S72M**, 72" Cnt Feature, Mkr Lts Activated | NFPA | 0.32 | 0.00 | 18.68 |
| 0750438 | Water Level Gauge, Wln PSTANK2, LED 1-Light, 4-Level | NFPA | 2.40 | 0.00 | 0.00 |
| 0750526 | Gauge, Water Level, Pierce, In pressure Controller, Lt Driver | NFPA | 1.23 | 0.00 | 0.00 |
| 0756375 | Lights, Hyd Lad Rack Deployed, Truck-Lite 15**** | NFPA | 0.10 | 0.00 | 0.00 |
| 0766846 | Lightbar, Wln, Freedom IV, Rota-Bm, 81", R_RrrRWOptWRrrR_R, | NFPA | 8.80 | 4.60 | 9.36 |
| 0768311 | Light, Directional/Marker, Intermediate, Truck-Lite 30375Y Grm | NFPA | 0.10 | 1.00 | 0.00 |
| 0770200 | Handrail, Exterior, Hansen, Knurled, Alum, LED Backlit, 4-Door | NFPA | 0.80 | 0.00 | 0.00 |
| 0783153 | Headlights, Rect LED, JW Spkr Evo 2, AXT/Enf/Imp/Sab/Vel | NFPA | 4.20 | 4.20 | 0.00 |
| 0786434 | Handrails, Beavertail, Hansen Tubing, Knurled Aluminum, LED | NFPA | 1.00 | 1.00 | 2.00 |
| 0789327 | Light, Traffic Directing, Wln TAZ86, 30.87" Long TACTL5 Cnt LED | NFPA | 1.50 | 4.50 | 0.00 |
| 0804514 | Lights, Tail, Wln M62BTT* Red Stop/Tail & M62T* Amber Dir Arw | NFPA | 0.83 | 2.49 | 0.00 |
| 0808515 | Engine, Paccar MX, 510HP, 1850 lb-ftW/OBD, EPA 2027, Saber | NFPA | 6.00 | 0.00 | 0.00 |
| 0814201 | Vehicle Information Center, 7" Color Display, Touchscreen, MUX, | NFPA | 1.20 | 0.00 | 0.00 |
| 0816033 | DEF Tank, 6.0 Gallon, LS Fill, Rear of Axle, Common Door, | NFPA | 0.60 | 11.40 | 0.00 |
| 0887546 | Trans, Allison 6th Gen, 4000 EVS P, w/Prognostics, | NFPA | 2.00 | 2.00 | 0.00 |
| 0889577 | Bracket, License Plate & Light, P25 LED, Stainless Brkt | NFPA | 0.07 | 0.00 | 0.00 |
| 0892638 | Lights, Cab & Crw Cab Acs Stps, P25, LED w/Bezel, 6lts | NFPA | 1.00 | 0.00 | 0.00 |
| 0898679 | Light Shield/Step 10" LED w/P25 LED Step Light | NFPA | 4.00 | 0.00 | 0.00 |
| 0899300 | Lights, Front Zone, Wln M6** M6RS M6RS M6**, Inside Steady | NFPA | 3.60 | 5.40 | 0.00 |

* UDMC = User Defined Mission Critical, LM = User Defined Load Managed, S = Electrical Amperage Supply

# Electrical Analysis

8/12/2025

| | | | |
|---|---|---|---|
| **Bid #:** | 980 | **Job #:** | |
| **Desc:** | Suisun City Enforcer 1500 GPM Pumper (fairfield dup) | **Sales Rep:** | Martinez, Mike |
| **Customer:** | Suisun City Fire Department | **Organization:** | Golden State Fire Apparatus, Inc |
| **Option:** | Pierce Command Zone, Advanced Electronics & Control System, Enforcer, WiFi CZT | **Type:** | Multiplexed |

| Option | Description | Type* | Minimum Load | Intermittent Load | Total Connected |
|---|---|---|---|---|---|
| 0647728 | Alternator, 430 amp, Delco Remy 55SI | S | 0.00 | 0.00 | 0.00 |
| | | **Load Totals:** | **103.80** | **478.07** | **417.67** |

Note: Minimum Continous Load is in "Blocking Right of Way" mode.(Reference current edition of NFPA 1901)
Note: Intermittent Load items are not factored in on any alternator load comparisons. These items are included on the report for reference only and should be looked at as amp draw exclusion items. (Reference current edition of NFPA 1901)
Note: Total Connected Load "Demand" represents Total Connected Load minus any Load Managed items

**Alternator Output at Idle: 268.00**

| Minimum Continuous Load | |
|---|---|
| Supply: | 268.00 |
| Demand: | 103.80 |
| Variance: | 164.20 |

**Alternator Output at Governed Speed: 374.00**

| Total Connected Load | |
|---|---|
| Supply: | 374.00 |
| Demand: | 345.47 |
| Variance: | 28.53 |

* UDMC = User Defined Mission Critical, LM = User Defined Load Managed, S = Electrical Amperage Supply

# Turning Performance Analysis

08/12/2025

**Bid Number:** 980
**Department:** Suisun City Fire Department

**Chassis:** Enforcer Chassis
**Body:** Pumper, Medium, Galvanneal, 2nd Gen

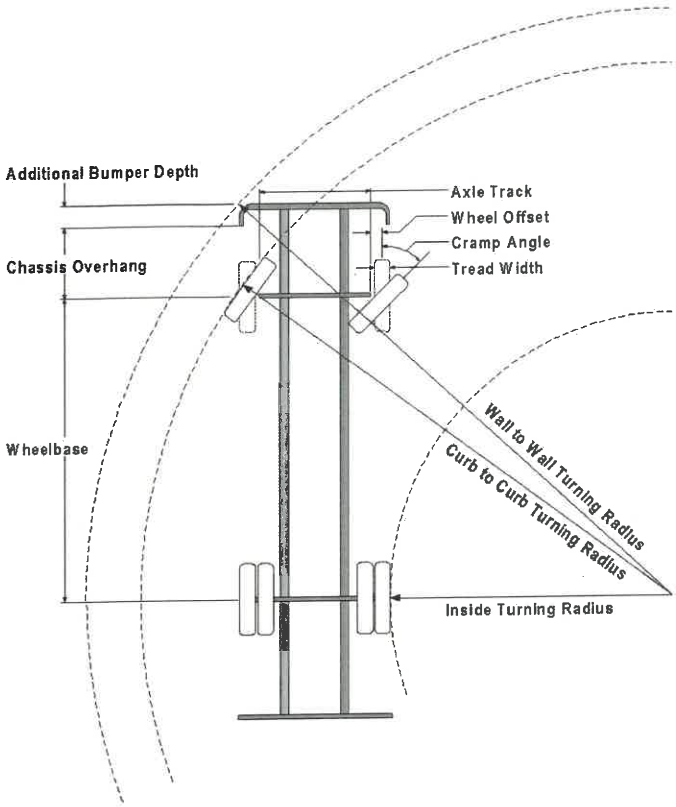


**Parameters:**

| | |
|---|---|
| *Inside Cramp Angle: | 45° |
| Axle Track: | 82.92 in. |
| Wheel Offset: | 4.68 in. |
| Tread Width: | 15.9 in. |
| Chassis Overhang: | 65.95 in. |
| Additional Bumper Depth: | 16 in. |
| Front Overhang: | 81.95 in. |
| Wheelbase: | 191.5 in. |

**Calculated Turning Radii:**

| | |
|---|---|
| Inside Turn: | 14 ft. 11 in. |
| Curb to curb: | 28 ft. 11 in. |
| Wall to wall: | 33 ft. 0 in. |

| Category | Option | Description |
|---|---|---|
| Tires, Front | 0802633 | Tires, Front, Goodyear, Armor Max MSA, 385/65R22.50, 18 ply, Fire Ser. Load Rtg |
| Axle, Front, Custom | 0630705 | Axle, Front, Oshkosh TAK-4, Non Drive, 19,500 lb, Enforcer |
| Bumpers | 0630342 | Bumper, 16" Extended, Steel Painted, Saber FR/Enforcer |
| Wheels, Front | 0019611 | Wheels, Front, Alcoa, 22.50" x 12.25", Aluminum, Hub Pilot |

**Notes:**

*Actual Inside cramp angle may be less than shown.

Curb to Curb turning radius calculated for 9.00 inch curb.

| Definitions: | |
|---|---|
| Inside CrampAngle | Maximum turning angle of the front inside fire. |
| Axle Track | King-pin to King-pin distance of front axle. |
| Wheel Offset | Offset from the center line of the wheel to the King-pin. |
| Tread Width | Width of the tire tread. |
| Chassis Overhang | Distance of the center line of the front axle to the front edge of the cab. This does not include the bumper depth. |
| Additional Bumper Wheel | Depth that the bumper assembly adds to the front overhang. |
| Wheelbase | Distance between the center lines of the vehicles front and rear axles. |
| Inside Turning Radius | Radius of the smallest circle around which the vehicle can turn. |
| Curb to Curb Turning Radius | Radius of the smallest circle around which the vehicle's tires can turn. This measures assumes a curb height of 9 inches. |
| Wall to Wall Turning Radius | Radius of the smallest circle around which the vehicle's tires can turn. This measures takes into account any front overhang due to chassis , bumper extensions and or aerial devices. |

# 4 PRODUCT WARRANTIES

## Exhibit "C"

# Fire and Rescue Apparatus

## One (1) Year Material and Workmanship

## Basic Apparatus

# Limited Warranty

**1. LIMITED WARRANTY**

Subject to the limitations and exclusions set forth below, Pierce Manufacturing provides the following warranty to the Buyer:

| | |
|---|---|
| **Coverage:** | **Portions of the apparatus manufactured by Pierce shall be free from defects in material and workmanship** |
| **Warranty Begins:** | **The date the apparatus is placed in service, or 60 days from the original buyer invoice date, whichever comes first.** |
| **Warranty Period Ends After:** | **Twelve (12) months.** |
| **Conditions and Exclusions:**<br><br>**See Also Paragraphs 2 thru 4** | **No specific exclusions apply** |

This limited warranty shall apply only if the product is properly maintained in accordance with Pierce's maintenance instructions and manuals and is used in service which is normal to the particular model. Normal service means service which does not subject the product to stresses or impacts greater than normally result from careful use. If the Buyer discovers a defect or nonconformity, it must notify Pierce in writing within thirty (30) days after the date of discovery, but in any event prior to the expiration of the warranty period. THIS LIMITED WARRANTY MAY NOT BE ASSIGNED OR OTHERWISE TRANSFERRED BY THE BUYER TO ANY SUBSEQUENT USER OR PURCHASER OR TO ANY OTHER PERSON OR ENTITY.

Notwithstanding anything to the contrary herein, Pierce makes no warranty whatsoever as to:

(a) any integral parts, components, attachments or trade accessories of or to the product that are not manufactured by Pierce, including but not limited to engines, transmissions, drivelines, axles, water pumps and generators; with respect to all such parts, components, attachments and accessories, Pierce shall assign to Buyer the applicable warranties, if any, made by the respective manufacturers thereof;

(b) any vehicle, chassis, or component, part, attachment or accessory damaged by misuse, neglect, fire, exposure to severe environmental or chemical conditions, acidic environment, improper maintenance, accident, crash, or force majeure such as natural disaster, lightning, earthquake, windstorm, hail, flood, war or riot;

(c) any vehicle, chassis or component, part, attachment or accessory that has been repaired, altered or assembled in any way by any person or entity other than Pierce which, in the sole judgment of Pierce, adversely affects the performance, stability or purpose for which it was manufactured; or

(d) products or parts which may in the ordinary course wear out and have to be replaced during the warranty period, including, but not limited to, tires, fluids, gaskets and light bulbs. Pierce assumes no responsibility for the assembly of its parts or subassemblies into finishing products or vehicles unless the assembly is performed by Pierce.

The original purchaser may void this warranty in part or in its entirety if the product is repaired or replaced (a) without prior written approval of the Pierce Customer Service Department; or (b) at a facility which has not been approved by Pierce as to technical capability. Any repairs, modifications, alterations or aftermarket parts added after manufacture without the authorization of Pierce may void this warranty.

**2. DISCLAIMERS OF WARRANTIES**

THE WARRANTY SET FORTH IN PARAGRAPH 1 IS THE SOLE AND EXCLUSIVE WARRANTY GIVEN BY PIERCE. PIERCE HEREBY DISCLAIMS AND EXCLUDES ALL OTHER WARRANTIES, WHETHER EXPRESS, IMPLIED OR STATUTORY, INCLUDING WITHOUT LIMITATION ANY WARRANTY OF MERCHANTABILITY, ANY WARRANTY OF FITNESS FOR A PARTICULAR PURPOSE, AND ANY WARRANTIES ARISING FROM COURSE OF DEALING OR USAGE OF TRADE.

**3. BUYER'S EXCLUSIVE REMEDY.**

If the product fails to conform to the warranty set forth in paragraph 1 during the warranty period, and such nonconformity is not due to misuse, neglect, accident or improper maintenance, Buyer must notify Pierce within the time period specified in paragraph 1, and shall make the product available for inspection by Pierce or its designated agent. At the request of Pierce, any allegedly defective product shall be returned to Pierce by Buyer for examination and/or repair. Buyer shall be responsible for the cost of such transportation, and for risk of loss of or damage to the product during transportation. Within a reasonable time, Pierce shall repair or replace (at Pierce's option and expense) any nonconforming or defective parts. Repair or replacement shall be made only by a facility approved in advance in writing by Pierce. THIS REMEDY SHALL BE THE EXCLUSIVE AND SOLE REMEDY FOR ANY BREACH OF WARRANTY.

**4. EXCLUSION OF CONSEQUENTIAL AND INCIDENTAL DAMAGES.**

Notwithstanding anything to the contrary herein or in any agreement between Pierce and Buyer, IN NO EVENT SHALL PIERCE BE LIABLE FOR ANY CONSEQUENTIAL, INCIDENTAL, SPECIAL, INDIRECT, OR PUNITIVE DAMAGES WHATSOEVER, WHETHER ARISING OUT OF BREACH OF CONTRACT, WARRANTY, TORT (INCLUDING NEGLIGENCE AND STRICT LIABILITY) OR OTHER THEORY OF LAW OR EQUITY, WITH RESPECT TO VEHICLES OR OTHER PRODUCTS SOLD BY PIERCE, OR THEIR OPERATION OR FAILURE TO OPERATE, OR ANY DEFECTS THEREIN, OR ANY UNDERTAKINGS, ACTS OR OMISSIONS RELATED THERETO, REGARDLESS OF WHETHER PIERCE HAS BEEN INFORMED OF THE POSSIBILITY OF ANY SUCH DAMAGES. Without limiting the generality of the foregoing, Pierce specifically disclaims any liability for property or personal injury damages, penalties, damages for lost profits or revenues, loss of vehicles or products or any associated equipment, cost of substitute vehicles or products, down-time, delay damages, any other types of economic loss, or for any claims by any third party for any such damages.

*Note: Any Surety Bond, if a part of the sale of the vehicle as to which this limited warranty is provided, applies only to this Pierce Basic One Year Limited Warranty for such vehicle, and not to other warranties made by Pierce in a separate document (if any) or to the warranties (if any) made by any manufacturer (other than Pierce) of any part, component, attachment or accessory that is incorporated into or attached to the vehicle.*

**2/8/2010 WA0008**

# Fire and Rescue Apparatus

## SUPPLIER

# Limited Warranty

### 1. LIMITED WARRANTY

Subject to the limitations and exclusions set forth below, Pierce Manufacturing provides the following warranty to the purchaser who first puts the product in service ("Buyer"):

| | |
|---|---|
| **Coverage:** | **Covers any failures of the engine which result, under normal use and service, from a defect in material or factory workmanship.** |
| **Warranty Begins:** | **The date of the original buyer invoice.** |
| **Warranty Period Ends After:** | **Five (5) years or 100,000 miles, whichever occurs first** |
| **Conditions and Exclusions:**<br><br>**See Also Paragraphs 2 thru 4** | **See warranty for exclusions.** |

This limited warranty shall apply only if the product is properly maintained in accordance with Pierce's maintenance instructions and manuals and is used in service which is normal to the particular model. Normal service means service which does not subject the product to stresses or impacts greater than normally result from careful use. If the Buyer discovers a defect or nonconformity, it must notify Pierce in writing within thirty (30) days after the date of discovery, but in any event prior to the expiration of the warranty period. THIS LIMITED WARRANTY MAY NOT BE ASSIGNED OR OTHERWISE TRANSFERRED BY THE BUYER TO ANY SUBSEQUENT USER OR PURCHASER OR TO ANY OTHER PERSON OR ENTITY.

Notwithstanding anything to the contrary herein, Pierce makes no warranty whatsoever as to:

(a) any integral parts, components, attachments or trade accessories of or to the product that are not manufactured by Pierce, including but not limited to engines, transmissions, drivelines, axles, water pumps and generators; with respect to all such parts, components, attachments and accessories, Pierce shall assign to Buyer the applicable warranties, if any, made by the respective manufacturers thereof;

(b) any vehicle, chassis, or component, part, attachment or accessory damaged by misuse, neglect, fire, exposure to severe environmental or chemical conditions, acidic environment, improper maintenance, accident, crash, or force majeure such as natural disaster, lightning, earthquake, windstorm, hail, flood, war or riot;

(c) any vehicle, chassis or component, part, attachment or accessory that has been repaired, altered or assembled in any way by any person or entity other than Pierce which, in the sole judgment of Pierce, adversely affects the performance, stability or purpose for which it was manufactured; or

(d) products or parts which may in the ordinary course wear out and have to be replaced during the warranty period, including, but not limited to, tires, fluids, gaskets and light bulbs. Pierce assumes no responsibility for the assembly of its parts or subassemblies into finishing products or vehicles unless the assembly is performed by Pierce.

The original purchaser may void this warranty in part or in its entirety if the product is repaired or replaced (a) without prior written approval of the Pierce Customer Service Department; or (b) at a facility which has not been approved by Pierce as to technical capability. Any repairs, modifications, alterations or aftermarket parts added after manufacture without the authorization of Pierce may void this warranty.

### 2. DISCLAIMERS OF WARRANTIES

THE WARRANTY SET FORTH IN PARAGRAPH 1 IS THE SOLE AND EXCLUSIVE WARRANTY GIVEN BY PIERCE. PIERCE HEREBY DISCLAIMS AND EXCLUDES ALL OTHER WARRANTIES, WHETHER EXPRESS, IMPLIED OR STATUTORY, INCLUDING WITHOUT LIMITATION ANY WARRANTY OF MERCHANTABILITY, ANY WARRANTY OF FITNESS FOR A PARTICULAR PURPOSE, AND ANY WARRANTIES ARISING FROM COURSE OF DEALING OR USAGE OF TRADE.

### 3. BUYER'S EXCLUSIVE REMEDY.

If the product fails to conform to the warranty set forth in paragraph 1 during the warranty period, and such nonconformity is not due to misuse, neglect, accident or improper maintenance, Buyer must notify Pierce within the time period specified in paragraph 1, and shall make the product available for inspection by Pierce or its designated agent. At the request of Pierce, any allegedly defective product shall be returned to Pierce by Buyer for examination and/or repair. Buyer shall be responsible for the cost of such transportation, and for risk of loss of or damage to the product during transportation. Within a reasonable time, Pierce shall repair or replace (at Pierce's option and expense) any nonconforming or defective parts. Repair or replacement shall be made only by a facility approved in advance in writing by Pierce. THIS REMEDY SHALL BE THE EXCLUSIVE AND SOLE REMEDY FOR ANY BREACH OF WARRANTY.

### 4. EXCLUSION OF CONSEQUENTIAL AND INCIDENTAL DAMAGES.

Notwithstanding anything to the contrary herein or in any agreement between Pierce and Buyer, IN NO EVENT SHALL PIERCE BE LIABLE FOR ANY CONSEQUENTIAL, INCIDENTAL, SPECIAL, INDIRECT, OR PUNITIVE DAMAGES WHATSOEVER, WHETHER ARISING OUT OF BREACH OF CONTRACT, WARRANTY, TORT (INCLUDING NEGLIGENCE AND STRICT LIABILITY) OR OTHER THEORY OF LAW OR EQUITY, WITH RESPECT TO VEHICLES OR OTHER PRODUCTS SOLD BY PIERCE, OR THEIR OPERATION OR FAILURE TO OPERATE, OR ANY DEFECTS THEREIN, OR ANY UNDERTAKINGS, ACTS OR OMISSIONS RELATED THERETO, REGARDLESS OF WHETHER PIERCE HAS BEEN INFORMED OF THE POSSIBILITY OF ANY SUCH DAMAGES. Without limiting the generality of the foregoing, Pierce specifically disclaims any liability for property or personal injury damages, penalties, damages for lost profits or revenues, loss of vehicles or products or any associated equipment, cost of substitute vehicles or products, down-time, delay damages, any other types of economic loss, or for any claims by any third party for any such damages.

*Note: Any Surety Bond, if a part of the sale of the vehicle as to which this limited warranty is provided, applies only to this Pierce Basic One Year Limited Warranty for such vehicle, and not to other warranties made by Pierce in a separate document (if any) or to the warranties (if any) made by any manufacturer (other than Pierce) of any part, component, attachment or accessory that is incorporated into or attached to the vehicle.*

# PACCAR ENGINE LIMITED WARRANTY

## PACCAR MX Warranty
## United States

**THIS LIMITED WARRANTY ("LIMITED WARRANTY") LISTS THE RESPECTIVE RIGHTS AND RESPONSIBILITIES OF PIERCE MANUFACTURING INC.'S END USER CUSTOMER THAT FIRST PUTS THE PACCAR ENGINE INTO SERVICE ("YOU" or "FIRST PURCHASER"), PACCAR INC ("PACCAR"), AND THE SERVICING PACCAR ENGINE DISTRIBUTORS ("AUTHORIZED DISTRIBUTORS"). PLEASE READ THIS LIMITED WARRANTY CAREFULLY.**

PACCAR warrants directly to You that the PACCAR MX engine and related kitted parts (collectively, the "Engine") will be free from defects in materials and factory workmanship ("Warrantable Failures") appearing under normal commercial use and service during the time, mileage or hour limitations set forth in the attached Warranty Schedule. **This Engine warranty extends only to You, and not any subsequent owner or user of the Engine.** The Emissions warranty is made to all owners of the Engine in the chain of distribution until the end of the Emissions warranty coverage period. Warranty coverage relating to the Emissions components is outlined in the Emissions Warranty section of the PACCAR MX Operator's Manual, the terms and conditions of which are incorporated herein by reference.

YOUR SOLE AND EXCLUSIVE REMEDY AGAINST PACCAR AND ITS SUBSIDIARIES AND AFFILIATES ARISING FROM YOUR PURCHASE AND USE OF THIS ENGINE IS LIMITED TO THE REPAIR OR REPLACEMENT OF WARRANTABLE FAILURES AT AUTHORIZED DISTRIBUTORS IN THE UNITED STATES AND CANADA AND IS SUBJECT TO PACCAR'S TIME, MILEAGE, AND HOUR LIMITATIONS LISTED IN THE ATTACHED WARRANTY SCHEDULES. The maximum time, mileage and hour limitations in the Warranty Schedules begin running on the Date of Delivery to the First Purchaser. **The accrued time, mileage, or hours is calculated when this Engine is brought into an Authorized Distributor for correction of Warrantable Failures.**

## WARRANTY DISCLAIMER AND LIMITATIONS OF LIABILITY (ENGINE AND EMISSIONS)

**This Limited Warranty is the sole warranty made by PACCAR and its Authorized Distributors to You relating to the Engine. Except for the above limited express warranty, PACCAR and its Authorized Distributors make no other warranties to You, express or implied.** PACCAR AND ITS AUTHORIZED DISTRIBUTORS EXPRESSLY DISCLAIM ANY WARRANTIES OF MERCHANTABILITY OR FITNESS FOR A PARTICULAR PURPOSE.

IT IS AGREED THAT PACCAR AND ITS AUTHORIZED DISTRIBUTORS SHALL NOT BE LIABLE TO YOU FOR INCIDENTAL OR CONSEQUENTIAL DAMAGES INCLUDING, BUT NOT LIMITED TO: LOSS OF INCOME OR LOST PROFITS; ENGINE OR VEHICLE DOWNTIME; THIRD PARTY DAMAGE, INCLUDING DAMAGE OR LOSS TO OTHER ENGINES, VEHICLES OR PROPERTY, ATTACHMENTS, TRAILERS AND CARGO; LOSS OR DAMAGE TO PERSONAL CONTENTS; COMMUNICATION EXPENSES; LODGING AND/OR MEAL EXPENSES; FINES; APPLICABLE TAXES OR BUSINESS COSTS OR LOSSES; ATTORNEYS' FEES; AND ANY LIABILITY YOU MAY HAVE IN RESPECT TO ANY OTHER PERSON OR ENTITY.

This warranty does not apply to parts or accessories supplied by the vehicle manufacturer or third parties.

Failures of belts and hoses supplied by PACCAR are covered during the first year from the Date of Delivery of the Engine to the First Purchaser. PACCAR does not warrant antifreeze, lubricants, filters, filter elements, or any other part that is a maintenance or repair item. However, in its sole discretion, PACCAR may pay for lubricating oil, antifreeze, filter elements, belts, hoses, and other maintenance or repair items if the need for replacing such items is due to a Warrantable Failure of the Engine.

You are responsible for the safe operation and maintenance of the Engine and Emissions equipment as specified in the applicable Operator's Manuals. You are responsible for providing proof that all recommended inspections and maintenance have been performed. Before the expiration of the applicable warranty, You must notify an Authorized Distributor of any Warrantable Failures and make the Engine available for Engine repair by such Authorized Distributor. You are responsible for delivery of the Engine to the Authorized Distributor. Locations in the United States and Canada of Authorized Distributors may be found at WWW.PACCARPOWERTRAIN.COM.

PACCAR IS NOT RESPONSIBLE FOR WEAR AND TEAR OR WEAROUT OF COVERED PARTS, storage deterioration, and changes in adjustment resulting from your use of the Engine. Damage due to accident, misuse, abuse, neglect, negligence, improper or insufficient maintenance, or unauthorized modification is not warranted. This may include, but is not limited to: operation without adequate coolants, lubricants, or other fluids; over-fueling; over-speeding; lack of maintenance of the lubricating, cooling or air intake systems; improper storage, starting, warm-up, run-in or shutdown practices; and unauthorized modifications to the Engine. **PACCAR is not responsible for damage or loss resulting from Engine horsepower/torque upgrades.**

Parts used to repair a Warrantable Failure may be new parts, approved remanufactured parts, or repaired parts. PACCAR is not responsible for failures resulting from the use of parts not approved by PACCAR. A new or approved remanufactured part used to repair a Warrantable Failure assumes the identity of the part it has replaced and is entitled to the remaining warranty coverage, if any.

PACCAR IS NOT RESPONSIBLE FOR DAMAGE OR LOSSES CAUSED BY INCORRECT OIL, FUEL, DIESEL EXHAUST FLUID, COOLANT, OR ADDITIVES; WATER, DIRT OR OTHER CONTAMINANTS IN THE FUEL, OIL OR DIESEL EXHAUST FLUID; OPERATION WITHOUT ADEQUATE COOLANTS OR LUBRICANTS; OVER-FUELING; OVER-SPEEDING; IMPROPER STORAGE, STARTING, WARM-UP, RUN-IN OR SHUT-DOWN PRACTICES; OR UNAUTHORIZED MODIFICATIONS OF THE ENGINE. Failure of replacement parts used in repairs due to the above non-warrantable conditions is not warrantable.

If your vehicle is disabled by a Warrantable Failure to the Engine during the base warranty period, PACCAR is not responsible for towing expenses to transport the vehicle to the nearest Authorized Distributor. In lieu of the towing expense and at the sole discretion of PACCAR,

PACCAR will pay the reasonable costs of an authorized mechanic to travel to and from the location of the disabled Vehicle in order to perform the Engine repair.

PACCAR will pay for reasonable labor costs for Engine removal and reinstallation when necessary to repair a Warrantable Failure.

Warrantable Failures resulting in excessive oil consumption will be handled within the basic Engine coverage as stated in the attached Engine Schedule. Before a claim for excessive oil consumption, low power, or excessive fuel consumption will be considered for payment, You must submit adequate documentation to show that consumption exceeds PACCAR published standards

PACCAR reserves the right to inspect and download data from the Engine Electronic Control Module for purpose of failure analysis unless prohibited by applicable law.

## TIME LIMIT ON COMMENCING LEGAL ACTION / OTHER TERMS

IT IS AGREED THAT YOU HAVE 12 MONTHS FROM THE ACCRUAL OF THE CAUSE OF ACTION TO COMMENCE ANY LEGAL ACTION ARISING FROM THE PURCHASE OR USE OF THE ENGINE, OR BE BARRED FOREVER.

To the extent any provision of this limited warranty is found to contravene the law of any jurisdiction, the remainder of the warranty shall not be affected thereby.

# PACCAR ENGINE LIMITED WARRANTY SCHEDULE

## PACCAR MX Warranty
## United States

THIS ENGINE WARRANTY SCHEDULE APPLIES ONLY TO ORIGINAL FACTORY EQUIPMENT AND IS SUBJECT TO THE TERMS AND LIMITATIONS IN THE ATTACHED LIMITED WARRANTY. This Engine Warranty Schedule does not apply to the vehicle which is warranted separately. Pursuant to the terms of the attached Limited Warranty, PACCAR Inc ("PACCAR") will pay warranty claims for Warrantable Failures within the following maximum limits in time, mileage, or hours, **whichever shall occur first**. The Warrantable Failure must be brought to the attention of an Authorized Distributor within 30 days of discovery.

## PACCAR MX Engine

**Basic Engine -Twenty-four (24) months or 250,000 miles (or 400,000 km) or 6,250 hours -** (all applications except fire apparatus)

**Fire Apparatus Truck Applications Basic Engine - Sixty (60) months or 100,000 miles (or 160,000 km) or 6,250 hours**

**Major Engine Components - Sixty (60) months or 500,000 miles or 12,500 hours**

| | | | |
|---|---|---|---|
| Cylinder Block Casting | Crankshaft | Lube Pump Gear | Flywheel Housing |
| Main Bearing Bolts | Camshaft | Crankshaft Gear | Water Pump Housing |
| Cylinder Head Casting | Cam Follower Assemblies | Camshaft Gear | Thermostat Housing |
| Cylinder Head Capscrews | Connecting Rod Assemblies | Camshaft Idler Gear | |

**R. H. SHEPPARD CO., INC.**
101 Philadelphia St.
Hanover, PA 17331
**Pierce Manufacturing Inc.**
2600 American Drive
Appleton, WI 54912

**LIMITED WARRANTY:** The R. H. Sheppard Co. Inc., ("Sheppard") warrants all M110PKG1 and M110SAU1 steering gears manufactured and sold to Pierce Manufacturing Inc. ("Pierce") for application on Pierce TAK-4 equipped vehicles to be free from defects of workmanship and material under normal use and service for a period of thirty six months from the in service date of the vehicle to its original owner.

Vehicle applications where Sheppard product is used require an application approval before production build. If Pierce uses Sheppard product for any purpose or application which has not been approved by Sheppard in advance, including aftermarket devices (defined as a device added to the steering system directly or indirectly affecting the performance or operation of the Sheppard product in its approved application) not tested and approved by Sheppard this limited warranty SHALL NOT APPLY AND SHALL BE VOID. SHEPPARD MAKES NO OTHER WARRANTY, EITHER EXPRESS OR IMPLIED. SHEPPARD EXPRESSLY DISCLAIMS ANY WARRANTY OF MERCHANTABILITY OR FITNESS FOR ANY PARTICULAR USE OR PURPOSE WHICH EXTEND BEYOND THE DESCRIPTION ON THE FACE HEREOF.
**SHEPPARD SHALL NOT BE LIABLE FOR ANY CONSEQUENTIAL, SPECIAL OR INDIRECT DAMAGES OR FOR LOSS OR DAMAGE DIRECTLY OR INDIRECTLY ARISING FROM THE USE OF A PRODUCT.** Pierce expressly acknowledges its obligation to inform all users (customers) of the above disclaimer.

**CONDITIONS:** Claims under this Limited Warranty may only be made by Pierce. In no event shall Sheppard be held liable for warranty charges by unauthorized persons. No allowance will be made for repairs or alterations, unless made with the written consent of Sheppard. Authorized Pierce dealers shall be the only authorized repair facility for Sheppard products applied to Pierce vehicles. Any warrantable repair made under this Limited Warranty must be made on or before 36 months of the in-service date for the Product to which the claim relates. Sheppard shall not be liable for claims made after such date. Sheppard product fitted to Pierce vehicles that are repaired at a repair facility other than an authorized Pierce dealer within the warranty period will be considered for payment under the guidelines of this agreement only by joint written consideration of Sheppard and Pierce warranty departments. It shall be the responsibility of the Pierce warranty department to notify Sheppard if and when this situation occurs. Sheppard will not be held responsible for damage to other steering components such as but not limited to pumps and reservoirs due to improper adjustment of steering gear relief plungers. Vehicle downtime and towing will not be considered under warranty.

**REMEDIES:** The sole and exclusive remedy of Pierce for Sheppard's breach of the foregoing warranty is limited to the return and repair or reimbursement as follows:

**Warranty Support:** In support of the Pierce dealer network, Sheppard will provide a toll-free "Hotline" service to assist in the diagnosis and troubleshooting of steering problems. The R. H. Sheppard Co., Inc. Field Service Department can be reached at 1-800-274-7437 for assistance. Sheppard will require that Pierce dealers contact this toll-free "Hotline" for approval before product is removed from a vehicle in a warranty situation. When contacted regarding a warranty situation, the Sheppard representative will provide an authorization number for removal of the product. This Returned Goods Authorization (RGA) number must be included in all warranty correspondence and attached to all returned goods.

**Procedure:** In the event of a warranty situation, the servicing dealer shall contact the Sheppard Hotline and receive an RGA number before replacing any steering gear. For M110PKG1 and M110SAU1 steering gear models, the dealer will first obtain an RGA number from Sheppard, and then order the replacement gear from Pierce. Replacement M110PKG1 and M110SAU1 steering gears shall be shipped from Pierce once those models are in full production. A warranty claim for both parts and labor will then be generated by the dealer and sent to Pierce. After reviewing the claim, Pierce will submit it to Sheppard for reimbursement.

**Parts Reimbursement:** Sheppard agrees to reimburse Pierce at Pierce's purchase price plus 30% mark-up for parts found to be defective within the warranty period. Parts being returned for warranty consideration shall be sent to the R. H. Sheppard Company, 447 E. Middle St., Hanover, PA 17331 ATTN: Warranty Dept. Sheppard's determination as to whether the part is covered by the foregoing warranty is final and conclusive. Sheppard requires the return of complete steering gears only. Individual seals replaced under warranty **should not** be returned unless specifically requested by Sheppard. All parts being returned for warranty consideration must be clearly tagged with all pertinent warranty information including, but not limited to (1) Returned Goods Authorization number (RGA); (2) claim number; (3) date in service; (4) date of failure; (5) mileage; (6) part number; (7) labor hours; (8) dealer labor rate and; (9) dollar amount claimed. Claims submitted without prior authorization are subject to rejection under this agreement.

**Labor:** Labor to repair Sheppard product found to be defective within the warranty period will be reimbursed at not more than 10 hours per vehicle. Labor shall be reimbursed at the rate of $85.00 USD per hour for M110PGK1 and M110SAU1 steering gears.

**Freight:** Pierce will collect M110PGK1 and M110SAU1 warranty material at a designated collection point. Inbound freight to the Pierce collection point will be the responsibility of Pierce. All warranty material should be returned from the Pierce collection point to R. H. Sheppard Co. Freight Collect by a Sheppard-specified common carrier based on location of the Pierce collection point. Sheppard does not require the return of failed seals. Any freight charges incurred for the return of seals will be the responsibility of Pierce. Parts returned for warranty consideration without prior authorization are subject to rejection under this agreement and may be subject to a charge back of inbound freight charges. Parts rejected under this warranty will be returned to Pierce Freight Collect or scrapped by Sheppard at Pierce's discretion.

**Outside Purchases:** Pierce authorized dealers shall be the only outlet for repair, warranty service and parts for Sheppard products applied to Pierce vehicles. Sheppard will not be responsible for consumables such as hoses, belts, fluids, fittings or miscellaneous shop material that may be required for the repair of the product.

**Warranty Documentation:** Warranty credit memos will be issued monthly to the Pierce Warranty Department. Monthly credit memos will include (1) claim number; (2) part number; (3) parts reimbursement; (4) labor reimbursement; (5) any applicable Pierce reference number and; (6) reason for rejection or acceptance of the claim. Credit memos will be issued in U.S. funds. Debits for warranty claims will not be accepted under this agreement. Claim disposition will constitute the final and conclusive resolution of warranty claims.

**Parts Retention:** Sheppard will retain parts submitted for warranty consideration for a period of sixty (60) days for any material found to be rejected for warranty. Sheppard will notify Pierce within sixty (60) days of receipt of Sheppard's determination as to whether any such part is covered by this warranty. Warranty reimbursement will be issued within thirty days of receipt of material at Sheppard.

**Good-Will Requests:** Good-Will requests will be considered jointly between Sheppard and Pierce for equitable compensation.

**RECALLS:** Sheppard retains the right to review information regarding federal motor vehicle recall and /or product repair programs if Sheppard products fitted to Pierce vehicles are alleged to be non-compliant with federal motor vehicle safety standards. Sheppard retains the right to review any claims of product defect or non-compliance before participating in reimbursement of expenses incurred as a result of alleged non-compliance or defect of its products. Sheppard agrees to negotiate in good faith for the reimbursement of expenses incurred by Pierce for all administrative, material and labor cost and expense associated with any recall where Sheppard product is found to be defective or non-compliant with federal motor vehicle standards.

**MISCELLANEOUS:** This writing constitutes the full complete and final statement of Sheppard's limited warranty for M110PKG1 and M110SAU1 products sold to Pierce. All prior oral or written correspondence, test data, negotiations, representations, understandings and the like regarding products are merged in this writing and extinguished by it. This limited warranty may not be altered, amended extended or modified except by a writing signed by the President or Vice President of Sheppard. No employee, vendor, dealer, distributor or other representative of Sheppard has authority to make statements to extend, expand, alter or amend the terms of this Limited Warranty. Sheppard expressly disclaims any statements contrary to the Limited Warranty. Sheppard's failure at any time to enforce any of the terms and conditions stated herein shall not constitute a waiver of any provisions herein. This Limited Warranty shall be governed by and construed in accordance with the laws of the Commonwealth of Pennsylvania.

Any legal actions which may arise as a result of disputes, controversies or claims arising out of or related to this limited warranty shall be in such forum as Sheppard and Pierce shall agree, or, in the absence of agreement, in a court of appropriate jurisdiction other than in the county in which either party is located. This Limited Warranty shall not be assigned by Pierce.

**COOPERATIVE EFFORT:** Sheppard and Pierce agree to work cooperatively toward expanding this warranty coverage to a period of sixty months from the in service date. These cooperative efforts shall focus on examining the effects of increased heat generated by 2007 model engines and its impact on the entire power steering system.

**AGREEMENT**: This agreement is effective April 3, 2006 and may be modified by mutual agreement between Sheppard and Pierce of a signed amendment to be attached to the original Limited Warranty. There are no third party beneficiaries to this Limited Warranty. This warranty agreement applies to Pierce authorized dealers only. It does not encompass any special arrangements that Pierce may now have or that Pierce may enter into, with any other segments of the trucking industry. This warranty agreement does not apply to non-conforming product removed at Pierce assembly plants.

This Limited Warranty agreement between the R. H. Sheppard Co., Inc and Pierce Manufacturing Inc. may be terminated by either party with thirty days written notice prior to termination.

Signed at Pierce Manufacturing Inc., Appleton, WI this _____ day of _____, 2006.

| **R. H. SHEPPARD CO., INC.** | **PIERCE MANUFACTURING INC.** |
|---|---|
| _____ | _____ |
| Authorized Signature | Authorized Signature |
| _____ | _____ |
| Title | Title |

Pierce Fire and Rescue Apparatus

# Lifetime Fifty (50) Year Structural Integrity Custom Chassis Frame

## *Limited Warranty*

**1. LIMITED WARRANTY**

Subject to the limitations and exclusions set forth below, Pierce Manufacturing provides the following warranty to the purchaser who first puts the product in service ("Buyer"):

| | |
|---|---|
| **Coverage:** | **Custom chassis frame rail manufactured by Pierce shall be free from defects in material and workmanship** |
| **Warranty Begins:** | **The date of the original purchase invoice (issued when the product ships from the factory).** |
| **Warranty Period Ends After:** | **Fifty (50) Years (Expected Life of Apparatus)** |
| **Conditions and Exclusions:**<br><br>**See Also Paragraphs 2 thru 4** | **This warranty applies to the frame rails only, crossmembers are excluded.**<br>**This warranty does not apply to damage caused by corrosion.** |

This limited warranty shall apply only if the product is properly maintained in accordance with Pierce's maintenance instructions and manuals and is used in service which is normal to the particular model. Normal service means service which does not subject the product to stresses or impacts greater than normally result from careful use. If the Buyer discovers a defect or nonconformity, it must notify Pierce in writing within thirty (30) days after the date of discovery, but in any event prior to the expiration of the warranty period. THIS LIMITED WARRANTY MAY NOT BE ASSIGNED OR OTHERWISE TRANSFERRED BY THE BUYER TO ANY SUBSEQUENT USER OR PURCHASER OR TO ANY OTHER PERSON OR ENTITY.

Notwithstanding anything to the contrary herein, Pierce makes no warranty whatsoever as to:

(a) any integral parts, components, attachments or trade accessories of or to the product that are not manufactured by Pierce, including but not limited to engines, transmissions, drivelines, axles, water pumps and generators; with respect to all such parts, components, attachments and accessories, Pierce shall assign to Buyer the applicable warranties, if any, made by the respective manufacturers thereof;

(b) any vehicle, chassis, or component, part, attachment or accessory damaged by misuse, neglect, fire, exposure to severe environmental or chemical conditions, acidic environment, improper maintenance, accident, crash, or force majeure such as natural disaster, lightning, earthquake, windstorm, hail, flood, war or riot;

(c) any vehicle, chassis or component, part, attachment or accessory that has been repaired, altered or assembled in any way by any person or entity other than Pierce which, in the sole judgment of Pierce, adversely affects the performance, stability or purpose for which it was manufactured; or

(d) products or parts which may in the ordinary course wear out and have to be replaced during the warranty period, including, but not limited to, tires, fluids, gaskets and light bulbs. Pierce assumes no responsibility for the assembly of its parts or subassemblies into finishing products or vehicles unless the assembly is performed by Pierce.

The original purchaser may void this warranty in part or in its entirety if the product is repaired or replaced (a) without prior written approval of the Pierce Customer Service Department; or (b) at a facility which has not been approved by Pierce as to technical capability. Any repairs, modifications, alterations or aftermarket parts added after manufacture without the authorization of Pierce may void this warranty.

**2. DISCLAIMERS OF WARRANTIES**

THE WARRANTY SET FORTH IN PARAGRAPH 1 IS THE SOLE AND EXCLUSIVE WARRANTY GIVEN BY PIERCE. PIERCE HEREBY DISCLAIMS AND EXCLUDES ALL OTHER WARRANTIES, WHETHER EXPRESS, IMPLIED OR STATUTORY, INCLUDING WITHOUT LIMITATION ANY WARRANTY OF MERCHANTABILITY, ANY WARRANTY OF FITNESS FOR A PARTICULAR PURPOSE, AND ANY WARRANTIES ARISING FROM COURSE OF DEALING OR USAGE OF TRADE.

**3. BUYER'S EXCLUSIVE REMEDY.**

If the product fails to conform to the warranty set forth in paragraph 1 during the warranty period, and such nonconformity is not due to misuse, neglect, accident or improper maintenance, Buyer must notify Pierce within the time period specified in paragraph 1, and shall make the product available for inspection by Pierce or its designated agent. At the request of Pierce, any allegedly defective product shall be returned to Pierce by Buyer for examination and/or repair. Buyer shall be responsible for the cost of such transportation, and for risk of loss of or damage to the product during transportation. Within a reasonable time, Pierce shall repair or replace (at Pierce's option and expense) any nonconforming or defective parts. Repair or replacement shall be made only by a facility approved in advance in writing by Pierce. THIS REMEDY SHALL BE THE EXCLUSIVE AND SOLE REMEDY FOR ANY BREACH OF WARRANTY.

**4. EXCLUSION OF CONSEQUENTIAL AND INCIDENTAL DAMAGES.**

Notwithstanding anything to the contrary herein or in any agreement between Pierce and Buyer, IN NO EVENT SHALL PIERCE BE LIABLE FOR ANY CONSEQUENTIAL, INCIDENTAL, SPECIAL, INDIRECT, OR PUNITIVE DAMAGES WHATSOEVER, WHETHER ARISING OUT OF BREACH OF CONTRACT, WARRANTY, TORT (INCLUDING NEGLIGENCE AND STRICT LIABILITY) OR OTHER THEORY OF LAW OR EQUITY, WITH RESPECT TO VEHICLES OR OTHER PRODUCTS SOLD BY PIERCE, OR THEIR OPERATION OR FAILURE TO OPERATE, OR ANY DEFECTS THEREIN, OR ANY UNDERTAKINGS, ACTS OR OMISSIONS RELATED THERETO, REGARDLESS OF WHETHER PIERCE HAS BEEN INFORMED OF THE POSSIBILITY OF ANY SUCH DAMAGES. Without limiting the generality of the foregoing, Pierce specifically disclaims any liability for property or personal injury damages, penalties, damages for lost profits or revenues, loss of vehicles or products or any associated equipment, cost of substitute vehicles or products, down-time, delay damages, any other types of economic loss, or for any claims by any third party for any such damages.

*Note: Any Surety Bond, if a part of the sale of the vehicle as to which this limited warranty is provided, applies only to this Pierce Basic One Year Limited Warranty for such vehicle, and not to other warranties made by Pierce in a separate document (if any) or to the warranties (if any) made by any manufacturer (other than Pierce) of any part, component, attachment or accessory that is incorporated into or attached to the vehicle.*

Pierce

Fire and Rescue Apparatus

# Three (3) Year Material and Workmanship
# TAK-4 Independent Front Suspension

## *Limited Warranty*

**1. LIMITED WARRANTY**

Subject to the limitations and exclusions set forth below, Pierce Manufacturing provides the following warranty to the Buyer:

| | |
|---|---|
| **Coverage:** | **The TAK-4 Front Independent Suspension and Steering Gears shall be free from defects in material and workmanship.** |
| **Warranty Begins:** | **The date of the original purchase invoice (issued when the product ships from the factory).** |
| **Warranty Period Ends After:** | **Three (3) Years -or- 30,000 Miles** |
| **Conditions and Exclusions:** **See Also Paragraphs 2 thru 4** | **This limited warranty excludes brake pads, brake rotors, seal boots and shock absorbers.** |

This limited warranty shall apply only if the product is properly maintained in accordance with Pierce's maintenance instructions and manuals and is used in service which is normal to the particular model. Normal service means service which does not subject the product to stresses or impacts greater than normally result from careful use. If the Buyer discovers a defect or nonconformity, it must notify Pierce in writing within thirty (30) days after the date of discovery, but in any event prior to the expiration of the warranty period. THIS LIMITED WARRANTY MAY NOT BE ASSIGNED OR OTHERWISE TRANSFERRED BY THE BUYER TO ANY SUBSEQUENT USER OR PURCHASER OR TO ANY OTHER PERSON OR ENTITY.

Notwithstanding anything to the contrary herein, Pierce makes no warranty whatsoever as to:

(a) any integral parts, components, attachments or trade accessories of or to the product that are not manufactured by Pierce, including but not limited to engines, transmissions, drivelines, axles, water pumps and generators; with respect to all such parts, components, attachments and accessories, Pierce shall assign to Buyer the applicable warranties, if any, made by the respective manufacturers thereof;

(b) any vehicle, chassis, or component, part, attachment or accessory damaged by misuse, neglect, fire, exposure to severe environmental or chemical conditions, acidic environment, improper maintenance, accident, crash, or force majeure such as natural disaster, lightning, earthquake, windstorm, hail, flood, war or riot;

(c) any vehicle, chassis or component, part, attachment or accessory that has been repaired, altered or assembled in any way by any person or entity other than Pierce which, in the sole judgment of Pierce, adversely affects the performance, stability or purpose for which it was manufactured; or

(d) products or parts which may in the ordinary course wear out and have to be replaced during the warranty period, including, but not limited to, tires, fluids, gaskets and light bulbs. Pierce assumes no responsibility for the assembly of its parts or subassemblies into finishing products or vehicles unless the assembly is performed by Pierce.

The original purchaser may void this warranty in part or in its entirety if the product is repaired or replaced (a) without prior written approval of the Pierce Customer Service Department; or (b) at a facility which has not been approved by Pierce as to technical capability. Any repairs, modifications, alterations or aftermarket parts added after manufacture without the authorization of Pierce may void this warranty.

**2. DISCLAIMERS OF WARRANTIES**

THE WARRANTY SET FORTH IN PARAGRAPH 1 IS THE SOLE AND EXCLUSIVE WARRANTY GIVEN BY PIERCE. PIERCE HEREBY DISCLAIMS AND EXCLUDES ALL OTHER WARRANTIES, WHETHER EXPRESS, IMPLIED OR STATUTORY, INCLUDING WITHOUT LIMITATION ANY WARRANTY OF MERCHANTABILITY, ANY WARRANTY OF FITNESS FOR A PARTICULAR PURPOSE, AND ANY WARRANTIES ARISING FROM COURSE OF DEALING OR USAGE OF TRADE.

**3. BUYER'S EXCLUSIVE REMEDY.**

If the product fails to conform to the warranty set forth in paragraph 1 during the warranty period, and such nonconformity is not due to misuse, neglect, accident or improper maintenance, Buyer must notify Pierce within the time period specified in paragraph 1, and shall make the product available for inspection by Pierce or its designated agent. At the request of Pierce, any allegedly defective product shall be returned to Pierce by Buyer for examination and/or repair. Buyer shall be responsible for the cost of such transportation, and for risk of loss of or damage to the product during transportation. Within a reasonable time, Pierce shall repair or replace (at Pierce's option and expense) any nonconforming or defective parts. Repair or replacement shall be made only by a facility approved in advance in writing by Pierce. THIS REMEDY SHALL BE THE EXCLUSIVE AND SOLE REMEDY FOR ANY BREACH OF WARRANTY.

**4. EXCLUSION OF CONSEQUENTIAL AND INCIDENTAL DAMAGES.**

Notwithstanding anything to the contrary herein or in any agreement between Pierce and Buyer, IN NO EVENT SHALL PIERCE BE LIABLE FOR ANY CONSEQUENTIAL, INCIDENTAL, SPECIAL, INDIRECT, OR PUNITIVE DAMAGES WHATSOEVER, WHETHER ARISING OUT OF BREACH OF CONTRACT, WARRANTY, TORT (INCLUDING NEGLIGENCE AND STRICT LIABILITY) OR OTHER THEORY OF LAW OR EQUITY, WITH RESPECT TO VEHICLES OR OTHER PRODUCTS SOLD BY PIERCE, OR THEIR OPERATION OR FAILURE TO OPERATE, OR ANY DEFECTS THEREIN, OR ANY UNDERTAKINGS, ACTS OR OMISSIONS RELATED THERETO, REGARDLESS OF WHETHER PIERCE HAS BEEN INFORMED OF THE POSSIBILITY OF ANY SUCH DAMAGES. Without limiting the generality of the foregoing, Pierce specifically disclaims any liability for property or personal injury damages, penalties, damages for lost profits or revenues, loss of vehicles or products or any associated equipment, cost of substitute vehicles or products, down-time, delay damages, any other types of economic loss, or for any claims by any third party for any such damages.

*Note: Any Surety Bond, if a part of the sale of the vehicle as to which this limited warranty is provided, applies only to this Pierce Basic One Year Limited Warranty for such vehicle, and not to other warranties made by Pierce in a separate document (if any) or to the warranties (if any) made by any manufacturer (other than Pierce) of any part, component, attachment or accessory that is incorporated into or attached to the vehicle.*

**12/16/2013 WA0050**

# Fire and Rescue Apparatus

## SUPPLIER

# Limited Warranty

**1. LIMITED WARRANTY**

Subject to the limitations and exclusions set forth below, Pierce Manufacturing provides the following warranty to the purchaser who first puts the product in service ("Buyer"):

| | |
|---|---|
| **Coverage:** | **The Meritor axle shall be covered by Meritor as indicated in the attached Meritor warranty coverage description** |
| **Warranty Begins:** | **The date of the original purchase invoice (issued when the product ships from the factory).** |
| **Warranty Period Ends After:** | **Five (5) Years** |
| **Conditions and Exclusions:**<br><br>**See Also Paragraphs 2 thru 4** | **The exclusions listed in the attached Meritor warranty description shall apply.** |

This limited warranty shall apply only if the product is properly maintained in accordance with Pierce's maintenance instructions and manuals and is used in service which is normal to the particular model. Normal service means service which does not subject the product to stresses or impacts greater than normally result from careful use. If the Buyer discovers a defect or nonconformity, it must notify Pierce in writing within thirty (30) days after the date of discovery, but in any event prior to the expiration of the warranty period. THIS LIMITED WARRANTY MAY NOT BE ASSIGNED OR OTHERWISE TRANSFERRED BY THE BUYER TO ANY SUBSEQUENT USER OR PURCHASER OR TO ANY OTHER PERSON OR ENTITY.

Notwithstanding anything to the contrary herein, Pierce makes no warranty whatsoever as to:

(a) any integral parts, components, attachments or trade accessories of or to the product that are not manufactured by Pierce, including but not limited to engines, transmissions, drivelines, axles, water pumps and generators; with respect to all such parts, components, attachments and accessories, Pierce shall assign to Buyer the applicable warranties, if any, made by the respective manufacturers thereof;

(b) any vehicle, chassis, or component, part, attachment or accessory damaged by misuse, neglect, fire, exposure to severe environmental or chemical conditions, acidic environment, improper maintenance, accident, crash, or force majeure such as natural disaster, lightning, earthquake, windstorm, hail, flood, war or riot;

(c) any vehicle, chassis or component, part, attachment or accessory that has been repaired, altered or assembled in any way by any person or entity other than Pierce which, in the sole judgment of Pierce, adversely affects the performance, stability or purpose for which it was manufactured; or

(d) products or parts which may in the ordinary course wear out and have to be replaced during the warranty period, including, but not limited to, tires, fluids, gaskets and light bulbs. Pierce assumes no responsibility for the assembly of its parts or subassemblies into finishing products or vehicles unless the assembly is performed by Pierce.

The original purchaser may void this warranty in part or in its entirety if the product is repaired or replaced (a) without prior written approval of the Pierce Customer Service Department; or (b) at a facility which has not been approved by Pierce as to technical capability. Any repairs, modifications, alterations or aftermarket parts added after manufacture without the authorization of Pierce may void this warranty.

**2. DISCLAIMERS OF WARRANTIES**

THE WARRANTY SET FORTH IN PARAGRAPH 1 IS THE SOLE AND EXCLUSIVE WARRANTY GIVEN BY PIERCE. PIERCE HEREBY DISCLAIMS AND EXCLUDES ALL OTHER WARRANTIES, WHETHER EXPRESS, IMPLIED OR STATUTORY, INCLUDING WITHOUT LIMITATION ANY WARRANTY OF MERCHANTABILITY, ANY WARRANTY OF FITNESS FOR A PARTICULAR PURPOSE, AND ANY WARRANTIES ARISING FROM COURSE OF DEALING OR USAGE OF TRADE.

**3. BUYER'S EXCLUSIVE REMEDY.**

If the product fails to conform to the warranty set forth in paragraph 1 during the warranty period, and such nonconformity is not due to misuse, neglect, accident or improper maintenance, Buyer must notify Pierce within the time period specified in paragraph 1, and shall make the product available for inspection by Pierce or its designated agent. At the request of Pierce, any allegedly defective product shall be returned to Pierce by Buyer for examination and/or repair. Buyer shall be responsible for the cost of such transportation, and for risk of loss of or damage to the product during transportation. Within a reasonable time, Pierce shall repair or replace (at Pierce's option and expense) any nonconforming or defective parts. Repair or replacement shall be made only by a facility approved in advance in writing by Pierce. THIS REMEDY SHALL BE THE EXCLUSIVE AND SOLE REMEDY FOR ANY BREACH OF WARRANTY.

**4. EXCLUSION OF CONSEQUENTIAL AND INCIDENTAL DAMAGES.**

Notwithstanding anything to the contrary herein or in any agreement between Pierce and Buyer, IN NO EVENT SHALL PIERCE BE LIABLE FOR ANY CONSEQUENTIAL, INCIDENTAL, SPECIAL, INDIRECT, OR PUNITIVE DAMAGES WHATSOEVER, WHETHER ARISING OUT OF BREACH OF CONTRACT, WARRANTY, TORT (INCLUDING NEGLIGENCE AND STRICT LIABILITY) OR OTHER THEORY OF LAW OR EQUITY, WITH RESPECT TO VEHICLES OR OTHER PRODUCTS SOLD BY PIERCE, OR THEIR OPERATION OR FAILURE TO OPERATE, OR ANY DEFECTS THEREIN, OR ANY UNDERTAKINGS, ACTS OR OMISSIONS RELATED THERETO, REGARDLESS OF WHETHER PIERCE HAS BEEN INFORMED OF THE POSSIBILITY OF ANY SUCH DAMAGES. Without limiting the generality of the foregoing, Pierce specifically disclaims any liability for property or personal injury damages, penalties, damages for lost profits or revenues, loss of vehicles or products or any associated equipment, cost of substitute vehicles or products, down-time, delay damages, any other types of economic loss, or for any claims by any third party for any such damages.

*Note: Any Surety Bond, if a part of the sale of the vehicle as to which this limited warranty is provided, applies only to this Pierce Basic One Year Limited Warranty for such vehicle, and not to other warranties made by Pierce in a separate document (if any) or to the warranties (if any) made by any manufacturer (other than Pierce) of any part, component, attachment or accessory that is incorporated into or attached to the vehicle.*

# CUMMINS-MERITOR COMMERCIAL VEHICLE SYSTEMS WARRANTY

## COVERAGE FOR THE UNITED STATES AND CANADA MODEL YEAR 2024 VEHICLES

Cummins Meritor

# WARRANTY INFORMATION TABLE OF CONTENTS

## EFFECTIVE MODEL YEAR 2024 VEHICLES


Linehaul ..... 3

General Service ..... 6

Heavy Service/Specialty Vehicle ..... 9

Fire and Emergency ..... 12

Transit Bus ..... 14

Off-highway Service ..... 15

Terms and Conditions ..... 17


## How to Read Warranty Coverage

| | | |
|---|---|---|
| Number of Years | Mileage (in thousands)<br>Unl = Unlimited | P = Parts Only<br>P&L = Parts and Labor |

**Notice:**
Models or components that are approved for use by Cummins-Meritor's vocational guidelines contained in Cummins-Meritor publication TP-9441 for axles, SP-8320 for trailer axles and TP-12126 for drivelines, or any other products that have an application approval completed with Cummins-Meritor which are not specifically listed, are warranted for one year, unlimited miles, parts only (1/Unl/P).

Products purchased on an incomplete vehicle (glider) are limited to one year, unlimited miles, parts only (1/Unl/P).

## Advantage Program

Purchasing additional coverage on select components will continue to safeguard your investment against major repair costs after the initial base coverage expires. You can find out more about the Advantage Program by visiting **meritor.com** or by contacting Cummins-Meritor at **866-OnTrac1 (866-668-7221)**.

# LINEHAUL WARRANTY INFORMATION

## Vocational Definition of Linehaul

- Long distance hauling of food, goods and finished materials
- Not included are raw ferrous materials, minerals (except oil), sand, gravel, stone, rocks, topsoil, waste or logs
- Linehaul includes turnpike and hub & spoke

## Linehaul Vehicles

- Auto Hauler[1]
- Bulk Hauler[1]
- Chip Hauler[1,2]
- Doubles
- Flatbed
- General Freight
- Grain Hauler[1]
- Livestock Hauler
- Moving Van
- Pipe Hauler
- Refrigerated Freight
- Tanker[1]
- Triples

[1] Cummins-Meritor classifies these vehicle types as high center of gravity, which require special axle housing considerations.
[2] Chip Hauler vehicles require specific axle models listed below and Linehaul condition to be eligible for Linehaul warranty consideration.

## Linehaul Typically Is:

- High mileage operation (over 60,000 miles/year)
- Greater than 30 miles between starts and stops
- Maximum grades of 12%
- Well maintained highways of concrete or asphalt construction (100% on-road)
- Category A job sites, terminals, docks and transfer sites (defined as pavement, concrete or maintained and hard packed gravel). **Note:** Category B job sites, terminals, docks, transfer sites (defined as loose or unmaintained sand, dirt or gravel; landfill; farm field; mud; or other similar surfaces) are **NOT** approved for certain linehaul axle models.

**Coverage under Cummins-Meritor's warranty require that the application of products be properly approved pursuant to OEM and Cummins-Meritor approvals. Refer to TP-9441 for axles, SP-8320 for trailer axles, TP-12126 for drivelines and/or contact Cummins-Meritor regarding specific application approval questions on any product line.**

## Front Non-Drive Steer Axles – 5/750/P&L

| | | | | |
|---|---|---|---|---|
| FD-965 | MFS-10-144A-N | MFS-12-143A-N | MFS-13B-132B-N | MFS-14G-132B-N |
| FF-941 | MFS-12-122A-N | MFS-12E-143A-N | MFS-13B-132C-N | MFS-14-132C-N |
| FF-942 | MFS-12-122B-N | MFS-12-144A-N | MFS-14-122A-N | MFS-14F-132C-N |
| FF-943 | MFS-12-122C-N | MFS-13-122A-N | MFS-14-122B-N | MFS-14G-132C-N |
| FF-944 | MFS-12E-122A-N | MFS-13-122B-N | MFS-14F-122B-N | MFS-14-142B-N |
| FF-961 | MFS-12E-122B-N | MFS-13-122C-N | MFS-14G-122B-N | MFS-14F-142B-N |
| FF-966 | MFS-12E-122C-N | MFS-13-132B-N | MFS-14-122C-N | MFS-14G-142B-N |
| FF-967 | MFS-12-124A-N | MFS-13-132C-N | MFS-14F-122C-N | MFS-14-142C-N |
| FG-941 | MFS-12-132B-N | MFS-13-143A-N | MFS-14G-122C-N | MFS-14F-142C-N |
| FG-943 | MFS-12-132C-N | MFS-13-144A-N | MFS-14-124A-N | MFS-14G-142C-N |
| MFS-10-122A | MFS-12E-132B-N | MFS-13B-122B-N | MFS-14-132B-N | MFS-14-143A-N |
| MFS-10-143A-N | MFS-12E-132C-N | MFS-13B-122C-N | MFS-14F-132B-N | MFS-14-144A-N |

## Rear Drive Single Axles – 5/750/P&L

| | | | |
|---|---|---|---|
| MS-19-14X | MS-23-17H[1,2] | RS-23-160 | RS-23-185 |
| RS-21-160 | MS-23-17X[2] | RS-23-161 | RS-23-186 |

[1] Not approved for use in any Category B job sites, terminals, docks or transfer sites.
[2] Recommend 11 mm minimum wall thickness for these models used in combination with high center of gravity vehicles and trailing arm suspensions or vehicles operating mainly in Canada.

# LINEHAUL WARRANTY INFORMATION

## Rear Drive Tandem/Tridem Axles – 5/750/P&L

| | | | | |
|---|---|---|---|---|
| RT-40-160/P[1,2] | RZ-166[2] | MA-40-17H[3] | MT-34-14X/P[4] | MT-40-14X/P[4] |
| RT-46-160/P[1,2] | RT-50-160/P[1,2] | RZ-188 | MT-40-14T/P | MT-40-14H/E[3,4] |
| RT-46-164/P[1,2] | MA-40-165 | MA-40-175 | MT-40-14X/P[4] | |

[1] These models required for Chip Hauler and Linehaul warranty consideration.
[2] Each vehicle must have a Request for Application Recommendation (RAR) approved by Cummins-Meritor prior to vehicle build. All RARs must identify the chassis number or VIN. Refer to Product Information Letter #303 and #396 for further details.
[3] Not approved for use in any Category B job sites, terminals, docks or transfer sites.
[4] Recommend 11 mm minimum wall thickness for these models used in combination with high center of gravity vehicles and trailing arm suspensions or vehicles operating mainly in Canada.

## Trailer Axles[1]

| | |
|---|---|
| Beam and Brackets | 5/500/P, 1/100/L |
| TPX3000 Axle Series[2] | 10/Unl/P, 1/Unl/L |
| Wheel End Systems[3] | |
| Standard System[4] | 1/100/P&L |
| AxlePak5 | 5/Unl/P&L |
| AxlePak7[5] | 7/Unl/P&L |

[1] For brake components and ABS coverage, refer to appropriate product warranties.
[2] Structural components only excluding spindle wear. Spindle wear is 5/Unl/P, 1/Unl/L.
[3] Includes hub, wheel seals and wheel bearings—all systems require annual inspections and proper documentation to ensure full coverage.
[4] When installed by Cummins-Meritor.
[5] When specified with AxlePak7 wheel end system, coverage on Meritor Tire Inflation System (MTIS) thru-tee and stator is 7/Unl/P, 1/Unl/L.

## TAG/Pusher Axles[1]

| | |
|---|---|
| TQ, TR Beam and Brackets | 5/750/P&L |

[1] For brake components and ABS coverage, refer to appropriate product warranties.

## Trailer Mechanical Suspension Systems[1]

| | |
|---|---|
| IMS40 (Integrated Mechanical Suspension – Tandem)[2] | 1/Unl/P&L |
| IMS20 (Integrated Mechanical Suspension – Single)[2] | 1/Unl/P&L |

[1] For axle coverage, refer to appropriate product warranties.
[2] All other suspension components refer to appropriate manufacturer's warranty.

## Trailer Air Suspension Systems

| | |
|---|---|
| MPA40 (Tandem Axle Parallelogram)[1] | |
| Major Structural Components | 5/500/P, 1/100/L |
| Curbing Damage Warranty[2] | 5/500/P, 1/100/L |
| Height Control Valve | 1/100/P&L |
| Shock Absorbers | 2/200/P&L |
| Air Springs | 2/200/P, 1/100/L |
| Bushings | 5/Unl/P, 3/Unl/L |
| PinLoc Air Controls | 1/100/P&L |
| PinLoc Actuator | 3/300/P&L |
| MPA20 (Single Axle Parallelogram) | |
| Major Structural Components | 5/500/P, 1/100/L |
| Height Control Valve | 1/100/P&L |
| Shock Absorbers | 2/200/P&L |
| Air Springs | 2/200/P, 1/100/L |
| Bushings | 5/Unl/P, 3/Unl/L |
| MTA and MTA-Tec6 Trailing Arm Suspension System | |
| Major Structural Components | 5/500/P, 1/100/L |
| Height Control Valve | 1/100/P&L |
| Air Springs | 2/200/P, 1/100/L |
| Bushings | 5/500/P, 3/300/L |
| Shock Absorbers | 2/200/P&L |
| Lift Kit System | 1/100/P&L |

[1] Fastener torque coverage is limited to 2/Unl/P&L when torqued by Cummins-Meritor (For axle and ABS coverage, refer to appropriate product warranties.)
[2] "Curbing damage" is defined as deformation (bending, buckling or breakage), caused by sudden impact with a curb or similar fixed object. Damage to the RideSentry slider box (the suspension sliding sub-frame consisting of the frame rails, cross-members and central A-frame assembly), caused by accidental trailer impact with a curb or similar fixed object, is eligible for warranty coverage. Damage to other components or resulting from collision with another vehicle, rollover or fire is not covered under this provision. Warranty is not transferable to another trailer VIN and coverage does not apply if the trailer is deemed to be a total loss, scrapped or otherwise not salvageable.

# LINEHAUL WARRANTY INFORMATION

## Brake Components

| | |
|---|---|
| Cam Q Series Trailer Brakes | 5/500/P, 1/100/L |
| Q+ Drum Brake™[1] | 5/500/P, 1/Unl/P&L |
| ASA | 5/500/P, 1/Unl/P&L |
| Hubs/Cast Drums and Other Wheel-End Components | 1/Unl/P |
| Hydraulic Disc Brakes | 1/Unl/P |
| All Other Brakes | 1/Unl/P |
| STEELite X30 Drum Brake™[2] | 12-Years or Wearable Life/P |
| EX+ L and EX+LS Air Disc Brake™[3] | 5/500/P, 1/Unl/L |
| EX+L Air Disc Brake Extended Standard Warranty[3,4] | 5/500/P&L |

[1] For Trailer only, 3/300/P against rust jacking when equipped with Platinum Shield III.
[2] Based on stamped wear diameter max.
[3] Warranty coverage for boots, seals, caps, bushings and pins is 2/200/P. Warranty coverage for pads is 1/100/P.
[4] Applies only to calipers using friction: MA9300 (EX225LXXXCGXXX).

## Drivelines

| | |
|---|---|
| RPL | 5/500/P, 1/Unl/P&L |
| MXL | 3/350/P, 1/Unl/P&L |
| 92N | 1/Unl/P |

## Meritor Tire Inflation System (MTIS)

| | |
|---|---|
| MTIS Components | 5/Unl/P, 1/Unl/L |

# GENERAL SERVICE WARRANTY INFORMATION

## General Service Vehicles

- Auto Hauler
- Beverage Truck
- Bulk Hauler
- Chip Hauler
- Cross Country Coach
- Flatbed
- Front Engine Commercial Chassis
- Front Engine Integral Coach
- General Freight
- Grain Hauler
- Intercity Coach
- Intermodal Chassis
- Livestock Hauler
- Meat Packer
- Moving Van
- Municipal Truck
- Newspaper Delivery
- Pick-Up and Delivery
- Pipe Hauler
- Platform Auto Hauler
- Rear Engine Integral Coach
- Recreational Vehicles
- Refrigerated Freight
- School Bus
- Stake Truck
- Tanker
- Tanker Trailer
- Tour Bus
- Wrecker

## General Service Typically Is:

- Typically, moderate mileage operation (less than 60,000 miles/year)
- An average of 3 to 30 miles between starts and stops
- Maximum grades of 12%
- Generally, on-road service (less than 10% off-road allowed)
- Category A job sites, terminals, docks and transfer sites (defined as pavement, concrete or maintained and hard packed gravel) or Category B job sites, terminals, docks and transfer sites (defined as loose or unmaintained sand, dirt or gravel; landfill; farm field; mud, or other similar surfaces)

**Coverage under Cummins-Meritor's warranty require that the application of products be properly approved pursuant to OEM and Cummins-Meritor approvals. Refer to TP-9441 for axles, SP-8320 for trailer axles, TP-12126 for drivelines and/or contact Cummins-Meritor regarding specific application approval questions on any product line.**

## Front Non-Drive Steer Axles – 2/Unl/P&L

FD-965
FF-941
FF-942
FF-943
FF-944
FF-946
FF-961
FF-966
FF-967
FG-941
FH-941
FH-946[1]
FL-941
FL-943
MFS-6-151A-N
MFS-6-153B-N
MFS-6-162B-N
MFS-6-153C-N
MFS-6-162C-N
MFS-7-113C-N
MFS-7-153C-N
MFS-7-163C-N
MFS-8-113B-N
MFS-8-143A-N
MFS-8-153B-N
MFS-8-163B-N
MFS-10-122A
MFS-10-143A-N
MFS-10-144A-N
MFS-12-122A-N
MFS-12E-122A-N
MFS-12-122B-N
MFS-12E-122B-N
MFS-12-122C-N
MFS-12E-122C-N
MFS-12-124A-N
MFS-12-132B-N
MFS-12E-132B-N
MFS-12-132C-N
MFS-12E-132C-N
MFS-12-143A-N
MFS-12-144A-N
MFS-12E-143A-N
MFS-13-122A-N
MFS-13-122B-N
MFS-13B-122B-N
MFS-13-122C-N
MFS-13B-122C-N
MFS-13-132B-N
MFS-13-132C-N
MFS-13B-132B-N
MFS-13B-132C-N
MFS-13-143A-N
MFS-13-144A-N
MFS-14-122A-N
MFS-14-122B-N
MFS-14F-122B-N
MFS-14G-122B-N
MFS-14-122C-N
MFS-14F-122C-N
MFS-14G-122C-N
MFS-14-124A-N
MFS-14-132B-N
MFS-14F-132B-N
MFS-14G-132B-N
MFS-14-132C-N
MFS-14F-132C-N
MFS-14G-132C-N
MFS-14-142B-N
MFS-14F-142B-N
MFS-14G-142B-N
MFS-14-142C-N
MFS-14F-142C-N
MFS-14G-142C-N
MFS-14-143A-N
MFS-14-144A-N
MFS-16-122A-N
MFS-16-133A-N
MFS-16-135A-N
MFS-16-143A-N
MFS-18-133A-N
MFS-18-135A-N
MFS-18-193A-N
MFS-20-133A-N
MFS-20-135A-N
MFS-20-192A-N
MFS-20-193A-N
MFS-22-135A-N
MFS-22H-135A-N
MFS-22-193A-N
MFS-22H-193A-N

[1] Can also be used with reduced steer angles in tag position in Coach applications.

# GENERAL SERVICE WARRANTY INFORMATION

## Rear Drive Single Axles – 2/Unl/P&L

| | | | | |
|---|---|---|---|---|
| MS-17-13X | MS-21-14X | RC-23-162[1] | RS-23-186 | MS-26-616-SP |
| MS-17-14X | MS-23-17X | RC-23-165[1] | RS-24-160 | RS-30-185 |
| MS-19-13X | RS-21-160 | RS-23-160 | RC-25-160 | MS-30-616 |
| MS-19-14X | RC-23-160 | RS-23-161 | RS-26-185 | MS-30-616-SP |
| MS-21-13X | RC-23-161 | RS-23-185 | MS-26-616 | RS-35-380 |

[1] 3/Unl/P&L if PreSet by Cummins-Meritor.

## Rear Drive Tandem/Tridem Axles – 2/Unl/P&L

| | | | |
|---|---|---|---|
| MT-34-14X/P | MT-44-14X/P | RT-52-185[1] | MT-70-380 |
| MT-40-14T/P | RT-46-169 | MT-58-616 | RZ-188 |
| MT-40-14X/P | MT-52-616 | RT-58-185[1] | |

[1] Each vehicle must have a Request for Application Recommendation (RAR) approved by Cummins-Meritor prior to vehicle build. All RARs must identify the chassis number or VIN. Refer to Product Information Letter #303 and #396 for further details.

## Rear Drive Tandem/Tridem – 3/Unl/P&L

| | | | | |
|---|---|---|---|---|
| RT-40-160/P | RT-46-160/P | RT-46-164/P | RT-50-160/P | RZ-166 |

## Rear Drive Axles – 1/Unl/P&L

| | |
|---|---|
| RND-14H | RND-16A |

## Brake Components

| | |
|---|---|
| Cam Q Series Trailer Brakes[1] | 3/Unl/P, 1/Unl/L |
| Cam P[2] | 2/200/P |
| Cam | 3/Unl/P |
| Q+ Drum Brake™ | 3/Unl/P&L |
| Q+ Drum Brake™[1,2] | 2/200/P&L |
| ASA | 3/Unl/P |
| ASA[2] | 2/200/P |
| Hubs/Cast Drums and Other Wheel-End Components | 1/Unl/P |
| Hydraulic Disc Brakes | 1/Unl/P |
| All Other Brakes | 1/Unl/P |
| STEELite X30 Drum Brake™[3] | 12-Years or Wearable Life/P |
| EX+ Air Disc Brake™[4] | 2/Unl/P&L |

[1] For Trailer only, 3/300/P against rust jacking when equipped with Platinum Shield III or Chassis Protect.
[2] Applies to Tour Bus and Cross Country Coach only.
[3] Based on stamped wear diameter max.
[4] Warranty coverage for boots, seals, caps, bushings and pins is 2/200/P. Warranty coverage for pads is 1/100/P.

## Drivelines

| | |
|---|---|
| RPL | 4/400/P, 1/Unl/P&L |
| MXL | 3/350/P, 1/Unl/P&L |
| 92N | 1/Unl/P |

## PTO – 1/Unl/P&L

| | | | |
|---|---|---|---|
| MPT-170 | MPT-185 | MPT-500 | MPT-1702 |
| MPT-180 | MPT-309 | MPT-518 | |

# GENERAL SERVICE WARRANTY INFORMATION

## Trailer Axles[1]

| | |
|---|---|
| Beam and Brackets[2] | 5/Unl/P, 1/Unl/L |
| TPX4000 Axle Series[3] | 10/Unl/P, 1/Unl/L |
| Wheel End Systems[4] | |
| Standard System[5] | 1/Unl/P&L |
| AxlePak5 | 5/Unl/P&L |
| AxlePak7[6] | 7/Unl/P&L |
| AxlePak10[7] | 10/Unl/P&L |

[1] For brake components and ABS coverage, refer to appropriate product warranties.
[2] 9000 Series is 3/Unl/P, 1/Unl/L
[3] Structural components only excluding spindle wear. Spindle wear 5/Unl/P, 1/Unl/L.
[4] Includes hub, wheel seals and wheel bearings—all systems require annual inspections and proper documentation to ensure full coverage.
[5] When installed by Cummins-Meritor.
[6] When specified with AxlePak7 wheel end system, coverage on Meritor Tire Inflation System (MTIS) thru-tee and stator is 7/Unl/P, 1/Unl/L.
[7] AxlePak10 is limited to Intermodal Chassis applications equipped with TPX4000 series axles.

## TAG/Pusher Axles[1]

| | |
|---|---|
| TQ, TR Beam and Brackets | 3/Unl/P, 1/Unl/L |
| MC14002, MC16003, FH946[2] | 2/Unl/P&L |

[1] For brake components coverage, refer to appropriate product warranties.
[2] 3/Unl/P&L if sold with PreSet by Cummins-Meritor.

## Meritor Tire Inflation System (MTIS)

| | |
|---|---|
| MTIS Components | 5/Unl/P, 1/Unl/L |

## Trailer Mechanical Suspension Systems[1]

| | |
|---|---|
| IMS40 (Integrated Mechanical Suspension – Tandem)[2] | 1/Unl/P&L |
| IMS20 (Integrated Mechanical Suspension – Single)[2] | 1/Unl/P&L |

[1] For axle coverage, refer to appropriate product warranties.
[2] All other suspension components refer to appropriate manufacturer's warranty.

## Trailer Air Suspension Systems[1]

| | |
|---|---|
| MPA40 (Tandem Axle Parallelogram)[2] | |
| Major Structural Components | 5/Unl/P, 1/Unl/L |
| Curbing Damage Warranty[3] | 5/500/P, 1/100/L |
| Height Control Valve | 1/Unl/P&L |
| Shock Absorbers | 2/Unl/P&L |
| Air Springs | 2/Unl/P, 1/Unl/L |
| Bushings | 5/P, 3/L |
| PinLoc Air Controls | 1/Unl/P&L |
| PinLoc Actuator | 3/Unl/P&L |
| MPA20 (Single Axle Parallelogram) | |
| Major Structural Components | 5/Unl/P, 1/Unl/L |
| Height Control Valve | 1/Unl/P&L |
| Shock Absorbers | 2/Unl/P&L |
| Air Springs and Rebound Straps | 2/Unl/P, 1/Unl/L |
| Bushings | 5/P, 3/L |
| MTA and MTA-Tec6 Trailing Arm Suspension System | |
| Major Structural Components | 5/Unl/P, 1/Unl/L |
| Height Control Valve | 1/Unl/P&L |
| Air Springs | 2/Unl/P, 1/Unl/L |
| Bushings[4] | 5/Unl/P, 3/Unl/L |
| Shock Absorbers | 2/Unl/P&L |
| Lift Kit System | 1/Unl/P&L |

[1] For axle coverage, refer to appropriate product warranties.
[2] Fastener torque coverage is limited to 2/Unl/P&L when torqued by Cummins-Meritor.
[3] "Curbing damage" is defined as deformation (bending, buckling or breakage), caused by sudden impact with a curb or similar fixed object. Damage to the RideSentry slider box (the suspension sliding sub-frame, consisting of the frame rails, cross-members and central A-frame assembly), caused by accidental trailer impact with a curb or similar fixed object, is eligible for warranty coverage. Damage to other components or damage resulting from collision with another vehicle, rollover or fire is not covered under this provision. Warranty is not transferable to another trailer VIN and coverage does not apply if the trailer is deemed to be a total loss, scrapped or otherwise not salvageable.
[4] Raw wood applications 3/Unl/P, 1/Unl/L

# HEAVY SERVICE/SPECIALTY VEHICLE WARRANTY INFORMATION

## Heavy Service/Specialty Vehicles

- Airport Rescue Fire Fighting (ARFF)
- Airport Shuttle[1]
- Asphalt Truck
- Block Truck
- Bottom Dump Trailer Combination
- Cementing Vehicle
- Commercial Pick-Up
- Concrete Pumper
- Construction Material Hauler
- Mixer
- Demolition
- Drill Rig
- Dump
- Equipment Hauling
- Flatbed Trailer Hauler
- Flatbed Truck
- Fracturing Truck
- Front Loader
- Geophysical Exploration
- Hopper Trailer Combinations
- Landscaping Truck
- Liquid Waste Hauler
- Log Hauling
- Lowboy
- Michigan Special Gravel Train
- Michigan Special Log Hauler
- Michigan Special Steel Hauler
- Michigan Special Waste Vehicle
- Municipal Dump
- Rear Loader (Refuse)
- Recycling Truck
- Residential Pick-Up (Refuse)
- Rigging Truck
- Roll-Off
- Scrap Truck
- Semi-End Dump
- Sewer/Septic Vacuum
- Shuttle Bus[1]
- Side Loader
- Snowplow/Snowblower
- Steel Hauling
- Tanker
- Tank Truck
- Tractors with Pole Trailers
- Tractor/Trailer with Jeeps
- Transfer Dump
- Transfer Vehicle
- Utility Truck
- Winch Truck

[1] Commercial chassis only

## Heavy Service/Specialty Vehicle Typically Is:

- Moderate mileage operation (less than 60,000 miles per year)
- On/off-road vocations (10% or more off-road)
- Moderate to frequent stops/starts (up to 10 stops per mile)
- An average of three (3) miles between starting and stopping

**Coverage under Cummins-Meritor's warranty require that the application of products be properly approved pursuant to OEM and Cummins-Meritor approvals. Refer to TP-9441 for axles, SP-8320 for trailer axles, TP-12126 for drivelines and/or contact Cummins-Meritor regarding specific application approval questions on any product line.**

## Front Non-Drive Steer Axles – 2/Unl/P&L

FD-965
FF-941
FF-942
FF-943
FF-944
FF-946
FF-961
FF-966
FF-967
FG-941
FG-943
FH-941
FH-946
FL-941
FL-943
MFS-6-151A-N
MFS-6-153B
MFS-6-162B
MFS-6-162C
MFS-7-113C-N
MFS-7-153C-N
MFS-7-163C-N
MFS-8-113B-N
MFS-8-153B-N
MFS-8-163B-N
MFS-10-122A
MFS-10-143A-N
MFS-10-144A-N
MFS-12-122
MFS-12E-122
MFS-12-122B-N
MFS-12E-122B-N
MFS-12-122C-N
MFS-12E-122C-N
MFS-12-124A-N
MFS-12-132B-N
MFS-12E-132B-N
MFS-12-132C-N
MFS-12E-132C-N
MFS-12-143A-N
MFS-12-144A-N
MFS-12-155
MFS-13-122
MFS-13-122B-N
MFS-13B-122B-N
MFS-13-122C-N
MFS-13B-122C-N
MFS-13-132B-N
MFS-13B-132B-N
MFS-13-132C-N
MFS-13B-132C-N
MFS-13-143A-N
MFS-13-144A-N
MFS-13-155
MFS-14-122
MFS-14-122B-N
MFS-14F-122B-N
MFS-14G-122B-N
MFS-14-122C-N
MFS-14F-122C-N
MFS-14G-122C-N
MFS-14-124A-N
MFS-14-132B-N
MFS-14F-132B-N
MFS-14G-132B-N
MFS-14-132C-N
MFS-14F-132C-N
MFS-14G-132C-N
MFS-14-142B-N
MFS-14F-142B-N
MFS-14G-142B-N
MFS-14-142C-N
MFS-14F-142C-N
MFS-14G-142C-N
MFS-14-143A-N
MFS-14-144A-N
MFS-16-122A-N
MFS-16-133A-N
MFS-16-135A-N
MFS-16-143A-N
MFS-18-133A-N
MFS-18-135A-N
MFS-18-192A-N
MFS-18-193A-N
MFS-20-133A-N
MFS-20-135A-N
MFS-20-192A-N
MFS-20-193A-N
MFS-22-135A-N
MFS-22H-135A-N
MFS-22-193A-N
MFS-22H-193A-N
RF-16-145
RF-21-160

# HEAVY SERVICE/SPECIALTY VEHICLE WARRANTY INFORMATION

## Front Drive Steer Axles – 2/Unl/P&L

| | | | | |
|---|---|---|---|---|
| MX-10-120 | MX-12-120 EVO | MX-16-120 | MX-19-140 | MX-23-160 |
| MX-10-120 EVO | MX-14-120 | MX-18-120 | MX-21-140 | MX-23-810 |
| MX-12-120 | MX-14-120 EVO | MX-17-140 | MX-21-160 | |

## Front Drive Steer Axles – 1/Unl/P&L

| | | | |
|---|---|---|---|
| MX-08-130-FV (FSD-08A) | MX-14-130-FV (FSD-14A) | MX-20-130-FV (FSD-20A) | MX-23-130-SD (SDA-2300) |
| MX-10-130-FV (FSD-10A) | MX-16-130-FV (FSD-16A) | MX-21-130-FV (FSD-21A) | |
| MX-12-130-FV (FSD-12A) | MX-18-130-FV (FSD-18A) | MX-21-130-SD (SDA-2100) | |
| MX-13-130-FV (FSD-13A) | MX-18-130-SD (SDA-1800) | MX-23-130-FV (FSD-23A) | |

## Rear Drive Axles – 2/Unl/P&L

| | | | | |
|---|---|---|---|---|
| MS-17-14X | RH-23-160 | RS-23-186/380 | MS-26-616-SP | RS-30-185/380 |
| MS-19-14X | RS-23-160 | RS-24-160 | RS-26-185/380 | MS-35-380 |
| MS-21-14X | RC-23-161 | RC-25-160 | RC-26-633 | RS-38-380 |
| RS-21-160 | RS-23-161 | RS-25-160 | MS-30-616 | MT-58-616 |
| RC-23-160 | RS-23-185 | MS-26-616 | MS-30-616-SP | MT-58-616-SP |

## Rear Drive Axles – 1/Unl/P&L

| | |
|---|---|
| RND-14H | RND-16A |

## Rear Drive Tandem/Tridem Axles – 2/Unl/P&L

| | | | | |
|---|---|---|---|---|
| MT-34-14X/P | MT-44-14X/P | MT-52-616 | MT-58-616 | RT-70-380 |
| MT-40-14T/P | RT-46-169 | MT-52-616-SP | MT-58-616-SP | MT-70-380 |
| MT-40-14X/P | RT-58-160 | RT-52-185/380[1,2] | RT-58-185/380[1,2] | RZ-188 |

[1] Axle model designated will vary according to options and variations specified on these axles. Contact Cummins-Meritor Axle Applications Engineering for details.
[2] Each vehicle must have a Request for Application Recommendation (RAR) approved by Cummins-Meritor prior to vehicle build. All RARs must identify the chassis number or VIN. Refer to Product Information Letter #303 and #396 for further details.

## Rear Drive Tandem/Tridem – 3/Unl/P&L

| | | | | |
|---|---|---|---|---|
| RT-40-160/P/A[3] | RT-46-160/P/A[1,3] | RT-46-164/P[2,3] | RT-50-160/P/A[3] | RZ-166 |

[1] U.S. only. Canadian warranty = 1/Unl/P for combination vehicles only.
[2] Axle model designated will vary according to options and variations specified on these axles. Contact Cummins-Meritor Axle Applications Engineering for details.
[3] Each vehicle must have a Request for Application Recommendation (RAR) approved by Cummins-Meritor prior to vehicle build. All RARs must identify the chassis number or VIN. Refer to Product Information Letter #303 and #396 for further details.

## PTO – 1/Unl/P&L

| | | | |
|---|---|---|---|
| MPT-170 | MPT-185 | MPT-500 | MPT-1702 |
| MPT-180 | MPT-309 | MPT-518 | |

# HEAVY SERVICE/SPECIALTY VEHICLE WARRANTY INFORMATION

## Drivelines

| | |
|---|---|
| RPL | 3/Unl/P, 1/Unl/P&L |
| 92N | 1/Unl/P&L |
| MXL | 1/Unl/P&L |

## Transmission – 1/Unl/P&L

FAT 30

## Brake Components

| | |
|---|---|
| Cam P | 3/Unl/P |
| Cam P | 2/100/P |
| Cam Cast Plus™ | 2/100/P&L |
| Q+ Drum Brake™[1] | 3/Unl/P&L |
| Q+ Drum Brake™[2] | 2/100/P&L |
| ASA | 3/Unl/P |
| ASA[2] | 2/100/P |
| Hubs/Cast Drums and Other Wheel-End Components[3] | 1/Unl/P |
| Hydraulic Disc Brakes | 1/Unl/P |
| All Other Brakes | 1/Unl/P |
| EX+ Air Disc Brake[4] | 2/100/P&L |

[1] For Trailer only, 3/300/P against rust jacking when equipped with Platinum Shield III.
[2] Applies to City Bus, Trolley, Shuttle Bus and Airport Shuttle only.
[3] Based on stamped wear diameter max.
[4] Warranty coverage for boots, seals, caps, bushings and pins is 2/100/P. Warranty coverage for pads is 1/100/P.

## Trailer Axles[1]

| | |
|---|---|
| Beam and Brackets[2] | 5/Unl/P, 1/Unl/L |
| Wheel End Systems[3] | |
| Standard System[4] | 1/Unl/P&L |

[1] For brake components coverage, refer to appropriate product warranties.
[2] 9000 Series is 3/Unl/P, 1/Unl/L
[3] Includes hub, wheel seals and wheel bearings—all systems require annual inspections and proper documentation to ensure full coverage.
[4] When installed by Cummins-Meritor.

## Trailer Air Suspension Systems[1]

| | |
|---|---|
| MTA and MTA-Tec6 Trailing Arm Suspension System | |
| Major Structural Components[2] | 5/500/P, 1/100/L |
| Height Control Valve | 1/100/P&L |
| Air Springs | 2/200/P, 1/100/L |
| Bushings[2] | 5/500/P, 3/300/L |
| Shock Absorbers | 2/200/P&L |
| Lift Kit System | 1/100/P&L |

[1] For axle coverage, refer to appropriate product warranties.
[2] Raw wood applications 3/Unl/P, 1/Unl/L

## Meritor Tire Inflation System (MTIS)

| | |
|---|---|
| MTIS Components | 5/Unl/P, 1/Unl/L |

## Gearboxes – 1/Unl/P&L

| | | | |
|---|---|---|---|
| MGX-402 | MGX-450 | MGX-466 | MGX-538 |
| MGX-423 | MGX-451 | MGX-479 | |

## Transfer Cases – 1/Unl/P

| | | |
|---|---|---|
| MTC-2212-CV (306) | MTC-3124 (T-2119) | MTC-3312-FV (TC-270) |
| MTC-3106-FV (TC-137) | MTC-3203 | MTC-3220-FC (TC-142) |
| MTC-3111 (T-2111) | MTC-3205-GV (MTC-25/RTC-25) | MTC-4206-FV (TC-38) |
| MTC-3112-CV (548C) | MTC-3206-FV (TC-237) | MTC-4208 |
| MTC-3116 (T-2111 through-shaft) | MTC-3206-CS (544) | MTC-4210 |
| MTC-3118-FV (TC-180 and TC-180-23) | MTC-3208-GV (RTC-50) | MTC-4213 |
| MTC-3118-CV (358) | MTC-3209-GV (MTC-60/RTC-60) | |
| MTC-3120-FV (TC-143) | MTC-3212-CV (315 and 548B) | |

# FIRE AND EMERGENCY WARRANTY INFORMATION

## Fire and Emergency Vehicles

- Aerial Ladder Truck
- Aerial Platform
- Ambulance
- Command Vehicle
- Crash Fire Rescue
- Pumper
- Rapid Intervention Vehicle (RIV)
- Tanker

## Fire and Emergency Typically Is:

- Lower mileage operations (less than 20,000 miles/year)
- Generally, on-road service (less than 10% off-road)
- An average of three (3) miles between starting and stopping

**Coverage under Cummins-Meritor's warranty require that the application of products be properly approved pursuant to OEM and Cummins-Meritor approvals. Refer to TP-9441 for axles, TP-12126 for drivelines and/or contact Cummins-Meritor regarding specific application approval questions on any product line.**

## Front Non-Drive Steer Axles – 5/Unl/P&L

| | | | |
|---|---|---|---|
| FL-941 | MFS-18-135A-N | MFS-20-135A-N | MFS-22H-135A-N |
| FL-943 | MFS-18-193A-N | MFS-20-193A-N | MFS-22-193A-N |
| MFS-18-133A-N | MFS-20-133A-N | MFS-22-135A-N | MFS-22H-193A-N |

## Front Drive Steer Axles – 2/Unl/P&L

| | | | | |
|---|---|---|---|---|
| MX-19-140 | MX-21-140 | MX-21-160 | MX-23-160 | MX-23-810 |

## Rear Drive Single Axles – 5/Unl/P&L

| | | | |
|---|---|---|---|
| RC-23-160 | RS-23-185 | RC-25-160 | RS-35-185[1] |
| RS-23-160 | RS-23-186 | RS-26-185 | RS-25-160 |
| RS-23-161 | RS-24-160 | RS-30-185 | |

[1] 2/Unl/P&L if PreSet by Cummins-Meritor.

## Rear Drive Tandem/Tridem Axles – 5/Unl/P&L

| | | | |
|---|---|---|---|
| MT-40-14X/P | RT-46-160/P | RT-50-160/P | MT-58-616 |
| RT-40-160/P | RT-46-164/P | MT-52-616 | RT-58-185[1] |
| MT-44-14X/P | RT-46-169 | RT-52-185[1] | MT-70-380[2] |

[1] Each vehicle must have a Request for Application Recommendation (RAR) approved by Cummins-Meritor prior to vehicle build. All RARs must identify the chassis number or VIN. Refer to Product Information Letter #303 and #396 for further details.
[2] 2/Unl/P&L

## Transfer Cases – 1/Unl/P

| | | |
|---|---|---|
| MTC-2212-CV (306) | MTC-3124 (T-2119) | MTC-3220-FC (TC-142) |
| MTC-3106-FV (TC-137) | MTC-3206-FV (TC-237) | MTC-4206-FV (TC-38) |
| MTC-3111 (T-2111 through-shaft) | MTC-3206-CS (544) | MTC-4208 |
| MTC-3112-CV (548C) | MTC-3208-GV (RTC-50) | MTC-4210 |
| MTC-3118-FV (TC-180 and TC-180-23) | MTC-3209-GV (MTC-60/RTC-60) | MTC-4213 |
| MTC-3118-CV (358) | MTC-3212-CV (315 and 548B) | |
| MTC-3120-FV (TC-143) | MTC-3312-FV (TC-270) | |

# FIRE AND EMERGENCY WARRANTY INFORMATION

## Brake Components

| | |
|---|---|
| Cam | 3/Unl/P |
| Q+ Drum Brake™ | 3/Unl/P&L |
| ASA | 3/Unl/P |
| Hubs/Cast Drums and Other Wheel-End Components | 1/Unl/P |
| Hydraulic Disc Brakes | 1/Unl/P |
| All Other Brakes | 1/Unl/P |
| EX+ Air Disc Brake™[1] | 2/Unl/P&L |

[1] Warranty coverage for boots, seals, caps, bushings and pins is 2/200/P. Warranty coverage for pads is 1/100/P.

## Drivelines

| | |
|---|---|
| RPL | 4/400/P, 1/Unl/L |
| MXL | 3/350/P, 1/Unl/L |
| 92N | 1/Unl/P |

## PTO – 1/Unl/P&L

| | | | |
|---|---|---|---|
| MPT-170 | MPT-185 | MPT-500 | MPT-1702 |
| MPT-180 | MPT-309 | MPT-518 | |

# TRANSIT BUS WARRANTY INFORMATION

## Transit Bus Vehicles

- Airport Shuttle
- City Bus
- Commuter Coach
- Shuttle Bus
- Transit Bus
- Trolley

## Transit Bus Typically Is:

- Moderate mileage operation (less than 50,000 miles per year)
- Moderate to frequent stops/starts (up to 10 stops per mile)

**Coverage under Cummins-Meritor's warranty require that the application of products be properly approved pursuant to OEM and Cummins-Meritor approvals. Refer to TP-9441 for axles, TP-12126 for drivelines and/or contact Cummins-Meritor regarding specific application approval questions on any product line.**

## Front Non-Drive Steer Axles – 5/300/P&L

| | | | |
|---|---|---|---|
| FH-946 | FH-941[1] | MFS-12-155 | MFS-13-155 |

[1] Commuter coach only – 2/Unl/P&L

## Rear Drive Single Axles – 5/300/P&L

| | | | |
|---|---|---|---|
| RS-23-160 | 71163 | RC-23-162[1] | RS-21-160 |
| RC-23-161 | 79163 | RC-23-165[1] | |

[1] Commuter coach only – 2/Unl/P&L

## Tag Axles – 2/Unl/P&L

| | | |
|---|---|---|
| MC-14002 | MC-16003 | FH-946 |

## Center Non-drive Axles – 5/300/P&L

| | | |
|---|---|---|
| MC-26000 | 71063 | 79063 |

## Gearboxes – 1/Unl/P&L

| | | |
|---|---|---|
| MGX-450 | MGX-451 | MGX-538 |

## Brake Components

| | |
|---|---|
| Cam Cast Plus™ | 2/100/P&L |
| Q+ Drum Brake™[1] | 2/100/P&L |
| ASA[1] | 2/100/P |
| Hubs/Cast Drums and Other Wheel-End Components | 1/Unl/P |
| All Other Brakes | 1/Unl/P |
| EX+ Air Disc Brake[2] | 2/100/P&L |

[1] Applies to City Bus, Trolley, Shuttle Bus and Airport Shuttle only.
[2] Warranty coverage for boots, seals, caps, bushings and pins is 2/100/P. Warranty coverage for pads is 1/100/P.

## Drivelines

| | |
|---|---|
| RPL | 3/Unl/P, 1/Unl/L |
| 92N | 1/Unl/P&L |
| MXL | 1/Unl/P&L |

# OFF-HIGHWAY SERVICE WARRANTY INFORMATION

## Industrial and Off-Highway Service Vehicles

- Load-On/Load-Off
- Port Tractor
- Rail Yard Spotter
- Roll-On/Roll-Off
- Stevedoring Tractor
- Trailer Spotter
- Yard Jockey
- All and Rough Terrain Cranes
- Forestry
- Material Handling
- Specialized Heavy Haul
- Excavator
- Compactor
- Fertilizer Spreader
- Snow Blower
- Mining and Specialized Mining
- Rail Car Mover
- Loader
- Tow Tractor
- Pushback Tractor

## Industrial and Off-Highway Service Typically Is:

- Low mileage operation
- Low speed vehicle speed restriction
- Vehicles are not typically licensed for highway use
- Six (6) starts/stops per mile (typical)

**Coverage under Cummins-Meritor's warranty require that the application of products be properly approved pursuant to OEM and Cummins-Meritor approvals. Contact Cummins-Meritor regarding specific application approval questions on any product line.**

## Front Non-Drive Steer Axles – 1/Unl/P

| | | | | |
|---|---|---|---|---|
| FF - 941 | FG - 941 | FN - 951 | MFS-20-192A-N | MFS-22-193A-N |
| FF - 943 | FG - 943 | FS-25 | MFS-20-193A-N | MFS-22H-193A-N |
| FF - 961 | FL - 941 | MFS-20-133A-N | MFS-22-135A-N | MON-Z0 FAMILY |
| FF - 966 | FL - 943 | MFS-20-135A-N | MFS-22H-135A-N | |

## Rear Drive Axles – 1/Unl/P

| | | | |
|---|---|---|---|
| MT-14X[1] | RS-23-380 | RS-30-185 | RT-145[1] |
| RS-23-186 | RS-24-160 | RS-30-380 | RT-160[1] |

[1] 2/Unl/P for LO/LO Terminal Tractor applications

## Planetary Axles – 1/Unl/P

| | | | | |
|---|---|---|---|---|
| MOB | MOE | MOH | MOT | MOZ |
| MOC | MOF | MOR | MOX | |
| MOD | MOG | MOS | MOY | |

## Gearboxes – 1/Unl/P&L

| | | | |
|---|---|---|---|
| MGX-402 | MGX-450 | MGX-466 | MGX-538 |
| MGX-423 | MGX-451 | MGX-479 | |

## PTO – 1/Unl/P&L

| | | | |
|---|---|---|---|
| MPT-170 | MPT-185 | MPT-500 | MPT-1702 |
| MPT-180 | MPT-309 | MPT-518 | |

# OFF-HIGHWAY SERVICE WARRANTY INFORMATION

## Transfer Cases – 1/Unl/P

MTC-2212-CV (306)
MTC-3106-FV (TC-137)
MTC-3111 (T-2111 through-shaft)
MTC-3112-CV (548C)
MTC-3116 (T-2111)
MTC-3118-FV (TC-180 and TC-180-23)
MTC-3118-CV (358)
MTC-3120-FV (TC-143)
MTC-3124 (T-2119)
MTC-3206-FV (TC-237)
MTC-3208-GV (RTC-50)
MTC-3209-GV (MTC-60/RTC-60)
MTC-3220-FC (TC-142)

## Drivelines – 1/Unl/P

RPL
MXL

## Transmission – 1/Unl/P&L

FAT 30

## Brake Components

| | |
|---|---|
| Cam | 3/Unl/P |
| Q+ Drum Brake™ | 3/Unl/P&L |
| ASA | 3/Unl/P |
| Hubs/Cast Drums and Other Wheel-End Components | 1/Unl/P |
| Hydraulic Disc Brakes | 1/Unl/P |
| All Other Brakes | 1/Unl/P |

# TERMS AND CONDITIONS

## Coverage Exclusions

### Product Description

**All**
The cost of any repairs, replacements or adjustments to a covered component (1) associated with noise; (2) resulting from the use or installation of non-genuine Cummins-Meritor components or materials; (3) due to vibration associated with improper operation or misapplication of drivetrain components; and (4) damage resulting from corrosion.

For axle assemblies supplied by Cummins-Meritor with suspension and interface brackets designed and/or attached by non-Cummins-Meritor parties, Cummins-Meritor warranty coverage does not apply to the brackets, bracket attachment methods and field issues caused by brackets or bracket attachments to any covered component unless specified in a separate OEM agreement.

**Front Axles[1]**
Linehaul – King Pin Bushings 1yr/Unl P&L
All Other Vocations – King Pin Bushings Excluded

[1] King Pin Bushing wear excluded for all vocations.

**Rear Axles**
Self-contained traction equalizers and oil filters. The use of NoSPIN differentials will result in the exclusion of axle shafts from warranty considerations. NoSPIN is a product of Eaton.

**ASA**
Boot and bushing. Bent, broken, over-torqued, missing or otherwise damaged pawl assemblies.

**Cam Brake**
Brake lining wear and brake shoe "rust-jacking."

**Disc Brake**
Pad wear, rotor wear.

## Coverage Limitations

### Product Description

**All**
Any claim beyond 60 days from date of repair will not be accepted or honored under this warranty program. Products purchased on an incomplete vehicle (glider) are limited to one year, unlimited miles parts only (1/Unl/P).

Warranty coverage on vehicles with 1,850 lb-ft engine torque and over may be reduced on individual drivetrain components. Contact your Cummins-Meritor representative for specific details.

**Front Axles**
Tie rod and tie rod ends limited to 3-year/300,000-mile or published vocational coverage, whichever is less. Wheel seals, gaskets and wheel bearings are covered for 1 year/unlimited miles if the wheel end equipment is supplied and assembled by Cummins-Meritor.

**Rear Axles**
Pinion and through shaft seals limited to 3-year/300,000-mile or published vocational coverage, whichever is less, if yoke is installed by Cummins-Meritor. If yoke is not installed by Cummins-Meritor, then Cummins-Meritor does not warrant pinion seals. Wheel seals, gaskets and wheel bearings are covered for 1 year/unlimited miles if the wheel end equipment is supplied and assembled by Cummins-Meritor.

**Rear Axles**
The Cummins-Meritor breather part number A-2297-C-8765 with A-3196-J-1336 hose must be used for eligibility of any potential warranty consideration relating to contamination and/or loss of lube in axles.

**Cam Brake**
Limited to bracket, brake spider and camshaft structural integrity.

**STEELite X30**
Wearable life is up to the discard diameter of the drum.

## Terms and Conditions

**(1) What is Covered by this Commercial Warranty?**

Meritor Heavy Vehicle Systems, LLC warrants to the owner ("Owner") that the components listed in this publication, which have been installed by an Original Equipment Manufacturer ("OEM") as original equipment in vehicles licensed for on-highway use, will be free from defects in material and workmanship. This warranty coverage begins only after the expiration of the OEM's vehicle warranty for the applicable covered components. Warranty coverage ends at the expiration of the applicable time period from the date of vehicle purchase by the first Owner or the applicable mileage limitation, whichever occurs first. Duration of coverage varies by component and vocation as detailed elsewhere in this warranty statement.

Some components are warranted for parts only and the Owner must pay any labor costs associated with the repair or replacement of the component. Other components are warranted for both parts and reasonable labor to repair or replace the subject component. Components (whether new, used or remanufactured) installed as replacements under this warranty are warranted only for the remainder of the original period of time or mileage under the original warranty.

For certain components, coverage requires the use of specific extended drain interval or synthetic lubricants. For further information about lubrication and maintenance, see Cummins-Meritor publication Maintenance Manual Number I and the applicable Cummins-Meritor maintenance manual for the product in question. Other conditions and limitations applicable to this warranty are detailed below.

# TERMS AND CONDITIONS

**(2) Designation of Vocational Use Required**

To obtain warranty coverage, each Owner must notify Cummins-Meritor through the OEM new truck and/or trailer dealer of the intended vocational use of the vehicle into which the Cummins-Meritor components have been incorporated prior to the vehicle in-service date. This notification may be accomplished by registering the vehicle through your OEM new truck and/or trailer dealer or with Cummins-Meritor directly. Failure to notify Cummins-Meritor of (I) the intended vocational use of the vehicle or (II) a change in vocational use from that which was originally designated, will result in the application of a one year, unlimited mileage, parts only warranty (1/Unl/P) from the initial in-service date.

A second Owner and each subsequent Owner must also notify Cummins-Meritor as to the intended vocational use of the vehicle. This notification can be sent directly to Cummins-Meritor or through the OEM new truck and/or trailer dealer. The duration and mileage coverage of this warranty cannot exceed the coverage extended to the first Owner after his or her initial designation of vocational use.

Coverage under Cummins-Meritor's warranty requires that the application of products be properly approved pursuant to OEM and Cummins-Meritor approvals. Refer to TP-9441 for axles, SP-8320 for trailer axles, TP-12126 for drivelines and/or contact Cummins-Meritor regarding specific application approval questions on any product line.

**(3) What is the Cost of this Warranty?**

There is no charge to the Owner for this warranty.

**(4) What is not Covered by this Warranty?**

This warranty does not cover normal wear and tear; nor does it cover a component that fails, malfunctions or is damaged as a result of (I) improper installation, adjustment, repair or modification (including the use of unauthorized attachments or changes or modification in the vehicle's configuration, usage or vocation from that which was originally approved by Cummins-Meritor), (II) accident, natural disaster, abuse or improper use (including loading beyond the specified maximum vehicle weight or altering engine power settings to exceed the axle and/or driveline capacity) or (III) improper or insufficient maintenance (including deviation from approved lubricants, change intervals or lube levels). This warranty does not cover any component or part that is not branded by Cummins-Meritor. **For vehicles that operate full or part time outside of the United States and Canada, a one year, unlimited mileage, parts only warranty (1/Unl/P) will apply.**

**(5) Remedy**

The exclusive remedy under this warranty shall be the repair or replacement of the defective component at Cummins-Meritor's option. Cummins-Meritor reserves the right to require that all applicable failed materials are available and/or returned to Cummins-Meritor for review and evaluation.

**(6) Disclaimer of Warranty**

THIS WARRANTY IS EXPRESSLY IN LIEU OF ALL OTHER WARRANTIES OR CONDITIONS, EXPRESSED, IMPLIED OR STATUTORY INCLUDING ANY IMPLIED WARRANTY OF MERCHANTABILITY OR FITNESS FOR PARTICULAR PURPOSE.

**(7) Limitation of Remedies**

In no event shall Cummins-Meritor be liable for special, incidental, indirect or consequential damages of any kind or under any legal theory, including, but not limited to, towing, downtime, lost productivity, cargo damage, taxes or any other losses or costs resulting from a defective covered component.

**(8) To Obtain Service**

If the Owner discovers within the applicable coverage period a defect in material or workmanship, the Owner must promptly give notice to either Cummins-Meritor or the dealer from which the vehicle was purchased. To obtain service, the vehicle must be taken to any participating OEM new truck and/or trailer dealer or authorized Cummins-Meritor service location. The dealer will inspect the vehicle and contact Cummins-Meritor for an evaluation of the claim. When authorized by Cummins-Meritor, the dealer will repair or replace during the term of this warranty any defective Cummins-Meritor component covered by this warranty.

**(9) Entire Agreement**

This is the entire agreement between Cummins-Meritor and the Owner about warranty and no Cummins-Meritor employee or dealer is authorized to make any additional warranty on behalf of Cummins-Meritor. This agreement allocates the responsibilities for component failure between Cummins-Meritor and the Owner.

**Cummins Inc.**
**Box 3005**
**Columbus, IN 47202-3005**
**U.S.A.**

cummins.com

Product models, brands, names and trademarks depicted herein are the property of their respective owners and, except where otherwise indicated, are not in any way associated with Meritor Heavy Vehicle Systems, LLC, or any parent or affiliate, thereof.

SP-95155
Bulletin 6451105 Produced in U.S.A. Rev. 1/24
©2024 Meritor, Inc.

Fire and Rescue Apparatus

# Three (3) Year Material and Workmanship
# Meritor Wabco ABS Brake System
# Limited Warranty

**1. LIMITED WARRANTY**

Subject to the limitations and exclusions set forth below, Pierce Manufacturing provides the following warranty to the Buyer:

| | |
|---|---|
| **Coverage:** | **The Meritor Wabco ABS brake system shall be covered by Meritor Wabco as indicated in the attached Meritor Wabco warranty coverage description** |
| **Warranty Begins:** | **The date of the original purchase invoice (issued when the product ships from the factory).** |
| **Warranty Period Ends After:** | **Three (3) Year** |
| **Conditions and Exclusions:**<br><br>**See Also Paragraphs 2 thru 4** | **The exclusions listed in the attached Meritor Wabco warranty description shall apply.** |

This limited warranty shall apply only if the product is properly maintained in accordance with Pierce's maintenance instructions and manuals and is used in service which is normal to the particular model. Normal service means service which does not subject the product to stresses or impacts greater than normally result from careful use. If the Buyer discovers a defect or nonconformity, it must notify Pierce in writing within thirty (30) days after the date of discovery, but in any event prior to the expiration of the warranty period. THIS LIMITED WARRANTY MAY NOT BE ASSIGNED OR OTHERWISE TRANSFERRED BY THE BUYER TO ANY SUBSEQUENT USER OR PURCHASER OR TO ANY OTHER PERSON OR ENTITY.

Notwithstanding anything to the contrary herein, Pierce makes no warranty whatsoever as to:

(a) any integral parts, components, attachments or trade accessories of or to the product that are not manufactured by Pierce, including but not limited to engines, transmissions, drivelines, axles, water pumps and generators; with respect to all such parts, components, attachments and accessories, Pierce shall assign to Buyer the applicable warranties, if any, made by the respective manufacturers thereof;

(b) any vehicle, chassis, or component, part, attachment or accessory damaged by misuse, neglect, fire, exposure to severe environmental or chemical conditions, acidic environment, improper maintenance, accident, crash, or force majeure such as natural disaster, lightning, earthquake, windstorm, hail, flood, war or riot;

(c) any vehicle, chassis or component, part, attachment or accessory that has been repaired, altered or assembled in any way by any person or entity other than Pierce which, in the sole judgment of Pierce, adversely affects the performance, stability or purpose for which it was manufactured; or

(d) products or parts which may in the ordinary course wear out and have to be replaced during the warranty period, including, but not limited to, tires, fluids, gaskets and light bulbs. Pierce assumes no responsibility for the assembly of its parts or subassemblies into finishing products or vehicles unless the assembly is performed by Pierce.

The original purchaser may void this warranty in part or in its entirety if the product is repaired or replaced (a) without prior written approval of the Pierce Customer Service Department; or (b) at a facility which has not been approved by Pierce as to technical capability. Any repairs, modifications, alterations or aftermarket parts added after manufacture without the authorization of Pierce may void this warranty.

**2. DISCLAIMERS OF WARRANTIES**

THE WARRANTY SET FORTH IN PARAGRAPH 1 IS THE SOLE AND EXCLUSIVE WARRANTY GIVEN BY PIERCE. PIERCE HEREBY DISCLAIMS AND EXCLUDES ALL OTHER WARRANTIES, WHETHER EXPRESS, IMPLIED OR STATUTORY, INCLUDING WITHOUT LIMITATION ANY WARRANTY OF MERCHANTABILITY, ANY WARRANTY OF FITNESS FOR A PARTICULAR PURPOSE, AND ANY WARRANTIES ARISING FROM COURSE OF DEALING OR USAGE OF TRADE.

**3. BUYER'S EXCLUSIVE REMEDY.**

If the product fails to conform to the warranty set forth in paragraph 1 during the warranty period, and such nonconformity is not due to misuse, neglect, accident or improper maintenance, Buyer must notify Pierce within the time period specified in paragraph 1, and shall make the product available for inspection by Pierce or its designated agent. At the request of Pierce, any allegedly defective product shall be returned to Pierce by Buyer for examination and/or repair. Buyer shall be responsible for the cost of such transportation, and for risk of loss of or damage to the product during transportation. Within a reasonable time, Pierce shall repair or replace (at Pierce's option and expense) any nonconforming or defective parts. Repair or replacement shall be made only by a facility approved in advance in writing by Pierce. THIS REMEDY SHALL BE THE EXCLUSIVE AND SOLE REMEDY FOR ANY BREACH OF WARRANTY.

**4. EXCLUSION OF CONSEQUENTIAL AND INCIDENTAL DAMAGES.**

Notwithstanding anything to the contrary herein or in any agreement between Pierce and Buyer, IN NO EVENT SHALL PIERCE BE LIABLE FOR ANY CONSEQUENTIAL, INCIDENTAL, SPECIAL, INDIRECT, OR PUNITIVE DAMAGES WHATSOEVER, WHETHER ARISING OUT OF BREACH OF CONTRACT, WARRANTY, TORT (INCLUDING NEGLIGENCE AND STRICT LIABILITY) OR OTHER THEORY OF LAW OR EQUITY, WITH RESPECT TO VEHICLES OR OTHER PRODUCTS SOLD BY PIERCE, OR THEIR OPERATION OR FAILURE TO OPERATE, OR ANY DEFECTS THEREIN, OR ANY UNDERTAKINGS, ACTS OR OMISSIONS RELATED THERETO, REGARDLESS OF WHETHER PIERCE HAS BEEN INFORMED OF THE POSSIBILITY OF ANY SUCH DAMAGES. Without limiting the generality of the foregoing, Pierce specifically disclaims any liability for property or personal injury damages, penalties, damages for lost profits or revenues, loss of vehicles or products or any associated equipment, cost of substitute vehicles or products, down-time, delay damages, any other types of economic loss, or for any claims by any third party for any such damages.

*Note: Any Surety Bond, if a part of the sale of the vehicle as to which this limited warranty is provided, applies only to this Pierce Basic One Year Limited Warranty for such vehicle, and not to other warranties made by Pierce in a separate document (if any) or to the warranties (if any) made by any manufacturer (other than Pierce) of any part, component, attachment or accessory that is incorporated into or attached to the vehicle.*

**2/25/2013 WA0232**

# WARRANTY

## MODEL YEAR 2021 VEHICLES

Warranty coverage is essential to protecting your investment. But understanding the full details of your coverage can be challenging. This straightforward approach allows you, our valued customer, to better understand how your specific vehicle applications will be covered in your region. Our component warranty coverage is provided according to vocation/usage categories listed below.

- Linehaul covers high mileage operation (over 60,000 miles/year) on well-maintained major highways of concrete or asphalt construction.
- General Service covers moderate mileage operations (less than 60,000 miles/year) on well-maintained public roads (less than 10 percent off-road) typically with less than three (3) stops per mile.
- Heavy Service (Vocational) covers vehicles with more than 10 percent off-road OR moderate to frequent starts/stops typically with more than three (3) stops per mile.
- Off-Highway Service covers lower mileage operations. Vehicles are not typically licensed for highway use.

**How to Read Warranty Coverage (Example)**

| Number of Years | Mileage (in thousands) Unl=Unlimited | P=Parts Only P&L=Parts & Labor |
|---|---|---|
| 3 | 300 | P |

- The standard aftermarket warranty for WABCO products - including WABCO Original parts, WABCO Reman Solutions, ProVia quality aftermarket parts and WABCO retrofit solutions - is one year, parts only from in-service date when purchased from ZF distributor networks or its affiliates and/or subsidiaries.

WABCO

# LINEHAUL/GENERAL SERVICE WARRANTY INFORMATION

## LINEHAUL/GENERAL SERVICE VEHICLES

- Aerial Ladder Truck
- Aerial Platform
- Ambulance
- Auto Hauler
- Beverage Truck
- Bulk Hauler
- Chip Hauler (Truck)
- Cross Country Coach
- Doubles
- Flatbed
- Front Engine Commercial Chassis
- Front Engine Integral Coach
- General Freight
- Grain Hauler
- Intercity Coach
- Intermodal Chassis
- Livestock Hauler
- Meat Packer
- Moving Van
- Municipal Truck
- Pipe Hauler
- Platform Auto Hauler
- Pumper
- Rear Engine Integral Coach
- Recreational Vehicles
- Refrigerated Freight
- School Bus
- Stake Truck
- Tanker
- Tanker Truck
- Triples
- Tour Bus
- Wrecker

## LINEHAUL TYPICALLY IS

- High mileage operation (over 60,000 miles/year)
- Well maintained major highways of concrete or asphalt construction

## GENERAL SERVICE TYPICALLY IS

- Moderate mileage operations (less than 60,000 miles/year)
- Well maintained public roads (less than 10% off-road)
- Less than three (3) stops per mile

| WABCO Components[1] | |
|---|---|
| **Air Management** | |
| Air Brake Valves | 1/100/P&L |
| Trailer Lift Axle Control Valve | |
| Trailer Control Line Filter[3] | |
| Air Compressors (ALL)[2] | 2/200/P&L |
| Air Dryers (ALL) | 3/300/P&L |
| **Aerodynamics** | |
| OptiFlow® TrailerSkirt | 2/UnU/P |
| OptiFlow® Trailer Tail and AutoTail | 2/Unl/P |
| **Braking Systems** | |
| ABS (Anti-Lock Braking System) Air | 3/300/P&L |
| ABS (Anti-Lock Braking System) Hydraulic | |
| Electronic Braking System (EBS) | |
| Electronic Stability Control (ESC) | |
| Roll Stability Control (RSS) | |
| Trailer Roll Stability Support (RSS) | |
| Trailer ABS (Anti-Lock Braking System)[3] | |
| **Driveline Suspension Control** | |
| Clutch Controls | 2/200/P&L |
| Leveling Valves | 1/100/P&L |
| OptiRide® Automated Manual Transmission (AMT) | |
| OptiRide® Electronically Controlled Air Suspension (ECAS) | 3/300/P&L |

| WABCO Components[1] (cont.) | |
|---|---|
| **Safety** | |
| OnGuardACTIVE® | 3/300/P&L |
| OnLane® | |
| OnLaneALERT® | |
| OnSide® | |
| Trailer SafeStart™ | |
| Trailer TailGUARD™ | |
| **Telematics** | |
| TrailerCAST™ Telematics Device | 3/300/P&L |
| **Wheel End Solutions** | |
| EasyFit™ Slack Adjuster | 6/600/P |
| MAXXUS™ Truck Air Disc Brake | 5/500/P&L |
| IVTM - Wheel Module | 6/P |
| IVTM - All Other Products | 2/P |
| Pan 17 and 19 Air Disc Brake | 2/Unl/P and 1/Unl/L |
| Pan 22 Air Disc Brake | 5/500/P and 1/L |
| TRISTOP™ D Actuator w/ IBV or IRB | 6/600/P |
| TRISTOP™ D Actuator | 3/300/P |
| UNISTOP™ Actuator | 2/200/P |
| Trailer MAXX22T™ Air Disc Brake | 5/500/P and 1/L |

[1] ZF and WABCO branded components. [2] WABCO compressors installed on Cummins, Mercedes, and DDC engines are not warranted or serviced by ZF. Please contact your respective dealer/distributor of those engines for warranty and servicing. [3] An extended warranty of 4/400/P will apply when a WABCO Trailer Control Line Filter is used in combination with a WABCO Trailer ABS valve.

# HEAVY SERVICE (VOCATIONAL) WARRANTY INFORMATION

## HEAVY SERVICE VEHICLES

- Airport Rescue Fire (ARF)
- Airport Shuttle
- Asphalt Truck
- Block Truck
- Bottom Dump Trailer Combination
- Cementing Vehicle
- City Bus
- Commercial Pick-Up
- Concrete Pumper
- Construction Material Hauler
- Crash Fire Rescue (CFR)
- Mixer
- Demolition
- Drill Rig
- Dump
- Emergency Service
- Equipment Hauling
- Flatbed Trailer Hauler
- Flatbed Truck
- Fracturing Truck
- Front Loader
- Geophysical Exploration
- Hopper Trailer Combinations
- Landscaping Truck
- Liquid Waste Hauler
- Log Hauling
- Lowboy
- Michigan Special Gravel Trains
- Michigan Special Log Hauler
- Michigan Special Steel Hauler
- Michigan Special Waste Vehicle
- Municipal Dump
- Newspaper Delivery
- Package Delivery
- Pick-up and Delivery
- Rapid Intervention Vehicle (RIV)
- Rear Loader
- Recycling Truck
- Residential Pick-Up/Waste
- Rigging Truck
- Roll-Off
- Scrap Truck
- Semi-End Dump
- Sewer/Septic Vacuum
- Shuttle Bus
- Side Loader
- Snowplow/Snowblower
- Steel Hauling
- Tanker
- Tank Truck
- Tractors with Pole Trailers
- Tractor/Trailer with Jeeps
- Transfer Dump
- Transfer Vehicle
- Transit Bus
- Trolley
- Utility Truck
- Winch Truck

## HEAVY SERVICE TYPICALLY IS

- On/Off road vocations (10% or more off-road) OR
- Moderate to frequent starts/stops typically more than three (3) stops per mile

| WABCO Components[1] | |
|---|---|
| **Air Management** | |
| Air Brake Valves | 1/100/P&L |
| Air Compressors (ALL)2 | |
| Air Dryers (ALL) | |
| Trailer Control Line Filter[3] | |
| **Braking Systems** | |
| ABS (Anti-Lock Braking System) Air | 3/300/P&L |
| ABS (Anti-Lock Braking System) Hydraulic | 2/200/P&L |
| Electronic Braking System (EBS) | 3/300/P&L |
| Electronic Stability Control (ESC) | |
| Trailer ABS Valve[3] | |
| Roll Stability Control (RSS) | |
| Trailer Roll Stability Support (RSS) | |
| **Driveline Suspension Control** | |
| OptiRide® Electronically Controlled Air Suspension (ECAS) | 2/200/P&L |
| Leveling Valves | 1/100/P&L |
| Clutch Controls | 2/200/P&L |
| **Safety** | |
| OnGuardACTIVE® | 3/300/P&L |
| OnLane® | |
| OnLaneALERT® | |
| OnSide® | |
| Trailer SafeStart™ | |
| Trailer TailGUARD™ | |
| **Telematics** | |
| TrailerCAST™ Telematics Device | 3/300/P&L |
| **Wheel End Solutions** | |
| EasyFit™ Slack Adjuster | 2/200/P |
| MAXXUS™ Air Disc Brake | 1/Unl/P&L |
| IVTM - Wheel Module | 6/P |
| IVTM - All Other Products | 2/P |
| Pan 22, 19 and 17 Air Disc Brake | 1/Unl/P&L |
| Trailer MAXX22T™ | 1/Unl/P&L |
| TRISTOP™ D Actuator w/ IBV | 3/Unl/P |
| TRISTOP™ D Actuator | 2/200/P |
| UNISTOP™ Actuator | 1/100/P |

1 ZF and WABCO branded components. 2 WABCO compressors installed on Cummins, Mercedes, and DDC engines are not warranted or serviced by ZF. Please contact your respective dealer/distributor of those engines for warranty and servicing. 3 An extended warranty of 4/400/P will apply when a WABCO Trailer Control Line Filter is used in combination with a WABCO Trailer ABS valve.

# INDUSTRIAL/OFF-HIGHWAY SERVICE WARRANTY INFORMATION

## INDUSTRIAL AND OFF-HIGHWAY SERVICE TYPICALLY IS

- Low mileage operation[3]
- Vehicles are not typically licensed for highway use

| Market | Common Application Types |
|---|---|
| Agriculture | Fertilizer Spreader, Tractor, Heavy Duty Ag Trailers, Harvester, Sprayer, Skid Loader, Silage Bagger, Slurry Wagons, Grain Cart |
| Airport Support | Pushback Tractor, Towing Tugs, Aircraft Tow Tractor, Refueling Trucks, Food Service Trucks, Baggage Tractors, De-Icing Equipment, Runway Clearing Equipment |
| Construction | All-Terrain Crane, Rough Terrain Crane, Excavator, Compactor, Wheel Loader, Road Roller, Motor Grader, Articulated Dump Truck, Rubber Tire Road Roller, Backhoe Loaders, Haul Trucks, Scraper Rough Terrain Forklifts, Trenchers, Drills |
| Forestry | Logging Forwarder, Kidder, Loaders, Yard Forklifts, Harvesters Fellers |
| Material Handling | Port Tractor, Rail Yard Spotter, Stevedoring Tractor, Trailer Spotter, Yard Jockey, Scissor Lift, Straddle Carrier, Manlift, Forklift, Boom Lift Telebandlers, Aerial Work Platforms |
| Mining | Specialized Mining, Excavator, Haul Truck, Underground Loader, Service Trucks, Wheel Loaders, Scrapers, Load Haul Dumps, Personnel Transports, Bolters, Scalers |
| Municipal | Street Sweeper, Utility Tractor, Utility Trucks, Tree Trimmers, Dump Trucks, Tow Trucks, Flat Bed Trucks, Winch Applications |
| Oil & Gas | Fracturing Trailer, Injecter Heads, Top Drives, Jack/Lift Boats, Wireline Trucks, Load-On / Load-Off |
| Rail | Railcar Mover, Track Layers, Grinders, Platform Crane, Locomotive Railcars, Ballast Equipment, Winch Applications |

| WABCO Components[1] | |
|---|---|
| **Air Management** | |
| Air Brake Valves | 2/Unl/P |
| Air Compressors (ALL)2 | |
| Air Dryers (ALL) | |
| **Brake Actuation** | |
| Air/Hydraulic Actuators | 2/Unl/P |
| Master Cylinders | |
| Remote Actuators | |
| Slave and Wheel Cylinders | |
| Two Fluid Actuators | |
| **Brake Locks** | |
| Brake Locks (ALL) | 2/Unl/P |
| Electric Brake Locks | |
| Lever Locks | |
| **Braking Systems** | |
| ABS (Anti-Lock Braking System) Air | 1/100/P&L |
| ABS (Anti-Lock Braking System) Hydraulic | |
| **Driveline Suspension Control** | |
| Clutch Controls | 1/100/P&L |
| Leveling Valves | |
| **Electrohydraulics & Controls** | |
| Electronic Pedals | 2/Unl/P |
| Electrohydraulic Brake Valves (EBV) | |
| Pressure Switches | |
| **Hydraulic Braking Solutions** | |
| Accumulator Charging Valves | 2/Unl/P |
| Hydraulic Throttle Controls and Switches | |
| Modulating Brake Valves | |
| **Wheel End Solutions** | |
| EasyFit™ Slack Adjuster | 2/200/P |
| Caliper Disc Brakes | 2/Unl/P |
| MAXXUS™ Air Disc Brake | 1/Unl/P&L |
| Multiple Disc Brakes | 2/Unl/P |
| IVTM - Wheel Module | 6/P |
| IVTM - All Other Products | 2/P |
| Pan 22, 19 and 17 Air Disc Brake | 1/Unl/P&L |
| TRISTOP™ D Actuator w/ IBV | 3/Unl/P |
| TRISTOP™ D Actuator | 2/200/P |
| UNISTOP™ Actuator | 1/100/P |

[1] ZF and WABCO branded components. 2 WABCO compressors installed on Cummins, Mercedes, and DDC engines are not warranted or serviced by ZF. Please contact your respective dealer/distributor of those engines for warranty and servicing. 3 Equivalent hours of service limit: 2,000 hours for all components.

# TERMS AND CONDITIONS

## COVERAGE EXCLUSIONS

### PRODUCT DESCRIPTION

#### ALL PRODUCTS

This Warranty shall not apply to the following, but not limited to: (1) damage to the product or its component parts caused by incorrect use, installation, maintenance or repair, including without limitation (a) improper fit of mating components or brackets, damaged threads, cut, broken, chafed, pinched or otherwise damaged wiring (sensors, harnesses and connectors), (b) sensors damaged during removal when seized in block, or associated with sensor adjustments/ alignments, and (c) damage resulting from the use or installation of non-genuine WABCO components or materials; (2) damage to the product, its component parts, or diminished product or component part performance due to incorrect operation, deviation from approved conditions or misapplication; (3) any unauthorized disassembly of the product or its component parts including without limitation (a) obliterated, defaced or missing WABCO or WABCO name plate, serial numbers or label identifying the device as a ZF product or WABCO component, (b) changes to sealed adjusting screws, and (c) opening or attempted repair of non-serviceable components; (4) malfunction of the component due to internal contamination of the vehicle system including without limitation (a) water and other contamination damage that is due to the use of a non-genuine air dryer cartridge or (b) valve failures due to contamination in air system, (5) complaints associated with noise, (6) damage resulting from corrosion (including oxidation of electrical devices and connections).

#### AIR DRYERS

Mounting brackets (see vehicle OEM). Desiccant cartridge housing only.

#### AIR SYSTEM COMPONENTS

Normal wear items; Gladhand seals, dash valve knobs, valve actuation handles, treadles, pedals.

#### ABS, ELECTRONIC STABILITY CONTROL (ESC), ROLL STABILITY CONTROL (RSC), OPTIRIDE®, ONGUARD® AND ONLANE®, COLLECTIVELY "ELECTRONICS"

Failure of electronic components due to overvoltage condition, improper grounding, electrostatic discharge (ESD), improper shielding, electromagnetic interference (EMI), or other wiring or installation issues. Malfunctions and failure codes caused by other electronic subsystem failures (data bus, engine, transmission, dashboard, etc.)

#### HYDRAULIC COMPONENTS

For certain components, brake fluid DOT3 or DOT4 is used as the operating medium. Use of any other fluid will void all warranties associated with that component. For hydraulic braking applications the brake fluid is considered a maintenance item. Maintenance intervals are listed in TB-1367.

## COVERAGE LIMITATIONS

### PRODUCT DESCRIPTION

#### ALL PRODUCTS

Any claim beyond 60 days from date of repair will not be accepted or honored under this warranty program.

Products purchased on an incomplete vehicle (glider) are limited to one year, 1/Unl/P.

For vehicles that operate full- or part-time outside of the United States and Canada, a 1-Year/Unlimited Miles parts only (1/Unl/P) will apply.

#### TOOLBOX PLUS™ DIAGNOSTIC SOFTWARE

Proper diagnostics of WABCO Electronics may require the latest version of TOOLBOX PLUS™. Additional labor due to use of an outdated version of TOOLBOX™ software and/or the time to purchase or install the latest version of TOOLBOX PLUS™ are not covered under product warranty.

# TERMS AND CONDITIONS

(1) What is Covered by this Commercial Warranty?
ZF CV Systems North America LLC and its North American subsidiaries and affiliates (ZF) warrant to the owner ("Owner") that the components listed in this publication, which have been installed by an Original Equipment Manufacturer ("OEM") as original equipment will be free from defects in material and workmanship. This warranty coverage begins from the original in-service date to the limits provided and runs concurrently with any warranties provided by OEMs and/or any distribution agreements and/or any service contracts that cover the components listed in this publication, if any. If the components listed in this publication are covered by an OEM warranty and/or service contract, then the OEM's warranty and/ or service contract shall supersede ZF's warranty and Owner shall comply with all OEM's warranty and/or service contract requirements for claims under such OEM's warranty and/or service contract until those agreements expire. Once those agreements expire and provided the ZF warranty has not expired under the terms stated above, the ZF warranty will be in effect until its expiration date.

Warranty coverage ends at the expiration of the applicable time period from the date of vehicle purchase by the first Owner, or, the applicable mileage limitation, whichever occurs first. Duration of coverage varies by component and vocation as detailed previously in this publication. Some components are warranted for parts only and the Owner must pay any labor costs associated with the repair or replacement of the component. Other components are warranted for both parts and reasonable labor to repair or replace the subject component. Additional diagnostic time due to use of an outdated version of TOOLBOX™, time to purchase or install latest version of TOOLBOX™ are the responsibility of the authorized ZF distributor networks and are not covered under product warranty. Components installed as replacements under this warranty are warranted only for the remainder of the original period of time or mileage under the original warranty.

(2) Designation of Vocational Use Required. To obtain warranty coverage, each Owner must notify ZF through the OEM new truck and/or trailer dealer of the intended vocational use of the vehicle into which the WABCO components have been incorporated prior to the vehicle in-service date. This notification may be accomplished by registering the vehicle through your OEM new truck and/or trailer dealer or with ZF directly. Failure to notify ZF of (I) the intended vocational use of the vehicle or (II) a change in vocational use from that which was originally designated, will result in the application of a one year, unlimited mileage, parts only warranty (1/Unl/P) from the initial in-service date. A second Owner and each subsequent Owner must also notify ZF as to the intended vocational use of the vehicle. This notification can be sent directly to ZF or through the OEM new truck and/or trailer dealer. The duration and mileage coverage of this warranty cannot exceed the coverage extended to the first Owner after his or her initial designation of vocational use. Coverage under ZF's warranty requires that the application of products be properly approved pursuant to OEM and ZF, approvals.

(3) What is the Cost of this Warranty? There is no charge to the Owner for this warranty.

(4) What is not Covered by this Warranty? In addition to the items listed on "Coverage Exclusions," this warranty does not cover normal wear and tear, or service items; nor does it cover a component that fails, malfunctions or is damaged as a result of (a) improper handling, storage, installation, adjustment, repair or modification including the use of unauthorized attachments or changes or modification in the vehicle's configuration, usage, or vocation from that which was originally approved by ZF, (b) accident, fire or other casualty, natural disaster, road debris, negligence, misuse, abuse, or improper use (including loading beyond the specified maximum vehicle weight or altering engine power settings to exceed the brake system capacity), or (c) improper or insufficient maintenance (including deviation from maintenance intervals, approved lubricants, or lube levels). This warranty does not cover any component or part that is not sold by ZF.

(5) To obtain service. If the owner discovers within the applicable coverage period a defect in material or workmanship, the Owner must promptly give notice to either ZF or the dealer from which the vehicle was purchased. To obtain service, the vehicle must be taken to any participating OEM dealer or ZF distributor networks' servicer. The dealer or ZF authorized servicer will inspect the vehicle and contact ZF for an evaluation of the claim. When authorized by ZF, the dealer or ZF authorized servicer will repair or replace during the term of this warranty any defective WABCO component covered by this warranty.

(6) Disclaimer of Warranty and Limitation of remedies. TO THE MAXIMUM EXTENT PERMITTED BY LAW, THE LIMITED WARRANTY SET FORTH HEREIN IS EXCLUSIVE AND IS IN LIEU OF ALL OTHER WARRANTIES, EXPRESS OR IMPLIED, ARISING BY OPERATION OF LAW OR OTHERWISE, INCLUDING, WITHOUT LIMITATION, ANY IMPLIED WARRANTY OF MERCHANTABILITY OR FITNESS FOR A PARTICULAR PURPOSE AND/OR WARRANTY FOR HIDDEN OR LATENT DEFECTS, AND IN NO EVENT WILL ZF OR ANY OF ITS AFFILIATES BE LIABLE FOR DIRECT, INDIRECT, INCIDENTAL, PROGRESSIVE, SPECIAL, OR CONSEQUENTIAL DAMAGES OF ANY KIND.

(7) Legal action. Any legal action or claim arising from or related to this Warranty, in contract or otherwise, must be commenced within one year from the accrual of that cause of action, or be barred forever. Any dispute arising in connection with this agreement shall be governed by and construed according to the laws of the State of Michigan and be brought, heard and determined exclusively in either the Circuit Court for the County of Oakland, State of Michigan or the United States District Court for the Eastern District of Michigan. The parties stipulate that the referenced venues are convenient.

(8) Remedy. The exclusive remedy under this warranty shall be the repair or replacement of the defective component at ZF's option. ZF reserves the right to require that all applicable covered components are available and/or returned to ZF for review
and evaluation. THE MAXIMUM LIABILITY, IF ANY, OF ZF FOR ALL DAMAGES, INCLUDING WITHOUT LIMITATION CONTRACT DAMAGES, BREACH OF WARRANTY, NEGLIGENCE, STRICT LIABILITY, OR OTHER TORT, IS LIMITED TO AN AMOUNT NOT TO EXCEED THE PURCHASE PRICE OF THE PRODUCT and where indicated in the product and application warranty information above, the inclusion of labor is limited to the standard repair time. THE PARTIES ACKNOWLEDGE AND AGREE THAT THE LIMITATION OF DAMAGES PROVISION SET FORTH IN THIS PARAGRAPH SURVIVES BETWEEN THE ORIGINAL END USER AND ZF EVEN IF THE EXCLUSIVE REMEDY SET FORTH ABOVE IS DEEMED TO FAIL OF ITS ESSENTIAL PURPOSE. ZF may change the design or make improvements to its Products without incurring any warranty obligation for previously manufactured Product .

(9) Entire Agreement. This is the entire agreement between ZF and the Owner about warranty and no, ZF employee, or dealer is authorized to make any additional warranty on behalf of ZF unless in writing and signed by an authorized representative of ZF.

**For further product details contact your distributor or the WABCO Customer Care Center at 855-228-3203.**

## About ZF Friedrichshafen AG

ZF is a global technology company and supplies systems for passenger cars, commercial vehicles and industrial technology, enabling the next generation of mobility. ZF allows vehicles to see, think and act. In the four technology domains Vehicle Motion Control, Integrated Safety, Automated Driving, and Electric Mobility, ZF offers comprehensive solutions for established vehicle manufacturers and newly emerging transport and mobility service providers. ZF electrifies different kinds of vehicles. With its products, the company contributes to reducing emissions and protecting the climate.

ZF, which acquired WABCO Holdings Inc. on May 29, 2020, now has 160,000 employees worldwide with approximately 260 locations in 41 countries. In 2019, the two then-independent companies achieved sales of €36.5 billion (ZF) and $3.4 billion (WABCO). For more information, visit: **www.wabco-na.com**

© 2021 ZF CV Systems North America LLC - All rights reserved - SP1375 / 2.2021

WABCO

# Fire and Rescue Apparatus

## Ten (10) Year Structural Integrity

## Custom Cab

# Limited Warranty

**1. LIMITED WARRANTY**

Subject to the limitations and exclusions set forth below, Pierce Manufacturing provides the following warranty to the Buyer:

| | |
|---|---|
| **Coverage:** | **The Pierce Custom Cab shall be free from structural failures caused by defects in material and workmanship** |
| **Warranty Begins:** | **The date of the original purchase invoice (issued when the product ships from the factory).** |
| **Warranty Period Ends After:** | **Ten (10) Years<br>- or -<br>100,000 Miles** |
| **Conditions and Exclusions:**<br><br>**See Also Paragraphs 2 thru 4** | **This warranty applies only to the cab tubular support and mounting structures and other structural components of the cab of the vehicle model, as identified in the Pierce specifications for the Fire and Rescue Apparatus.**<br><br>**This warranty does not apply to damage caused by corrosion.** |

This limited warranty shall apply only if the product is properly maintained in accordance with Pierce's maintenance instructions and manuals and is used in service which is normal to the particular model. Normal service means service which does not subject the product to stresses or impacts greater than normally result from careful use. If the Buyer discovers a defect or nonconformity, it must notify Pierce in writing within thirty (30) days after the date of discovery, but in any event prior to the expiration of the warranty period. THIS LIMITED WARRANTY MAY NOT BE ASSIGNED OR OTHERWISE TRANSFERRED BY THE BUYER TO ANY SUBSEQUENT USER OR PURCHASER OR TO ANY OTHER PERSON OR ENTITY.

Notwithstanding anything to the contrary herein, Pierce makes no warranty whatsoever as to:

(a) any integral parts, components, attachments or trade accessories of or to the product that are not manufactured by Pierce, including but not limited to engines, transmissions, drivelines, axles, water pumps and generators; with respect to all such parts, components, attachments and accessories, Pierce shall assign to Buyer the applicable warranties, if any, made by the respective manufacturers thereof;

(b) any vehicle, chassis, or component, part, attachment or accessory damaged by misuse, neglect, fire, exposure to severe environmental or chemical conditions, acidic environment, improper maintenance, accident, crash, or force majeure such as natural disaster, lightning, earthquake, windstorm, hail, flood, war or riot;

(c) any vehicle, chassis or component, part, attachment or accessory that has been repaired, altered or assembled in any way by any person or entity other than Pierce which, in the sole judgment of Pierce, adversely affects the performance, stability or purpose for which it was manufactured; or

(d) products or parts which may in the ordinary course wear out and have to be replaced during the warranty period, including, but not limited to, tires, fluids, gaskets and light bulbs. Pierce assumes no responsibility for the assembly of its parts or subassemblies into finishing products or vehicles unless the assembly is performed by Pierce.

The original purchaser may void this warranty in part or in its entirety if the product is repaired or replaced (a) without prior written approval of the Pierce Customer Service Department; or (b) at a facility which has not been approved by Pierce as to technical capability. Any repairs, modifications, alterations or aftermarket parts added after manufacture without the authorization of Pierce may void this warranty.

**2. DISCLAIMERS OF WARRANTIES**

THE WARRANTY SET FORTH IN PARAGRAPH 1 IS THE SOLE AND EXCLUSIVE WARRANTY GIVEN BY PIERCE. PIERCE HEREBY DISCLAIMS AND EXCLUDES ALL OTHER WARRANTIES, WHETHER EXPRESS, IMPLIED OR STATUTORY, INCLUDING WITHOUT LIMITATION ANY WARRANTY OF MERCHANTABILITY, ANY WARRANTY OF FITNESS FOR A PARTICULAR PURPOSE, AND ANY WARRANTIES ARISING FROM COURSE OF DEALING OR USAGE OF TRADE.

**3. BUYER'S EXCLUSIVE REMEDY.**

If the product fails to conform to the warranty set forth in paragraph 1 during the warranty period, and such nonconformity is not due to misuse, neglect, accident or improper maintenance, Buyer must notify Pierce within the time period specified in paragraph 1, and shall make the product available for inspection by Pierce or its designated agent. At the request of Pierce, any allegedly defective product shall be returned to Pierce by Buyer for examination and/or repair. Buyer shall be responsible for the cost of such transportation, and for risk of loss of or damage to the product during transportation. Within a reasonable time, Pierce shall repair or replace (at Pierce's option and expense) any nonconforming or defective parts. Repair or replacement shall be made only by a facility approved in advance in writing by Pierce. THIS REMEDY SHALL BE THE EXCLUSIVE AND SOLE REMEDY FOR ANY BREACH OF WARRANTY.

**4. EXCLUSION OF CONSEQUENTIAL AND INCIDENTAL DAMAGES.**

Notwithstanding anything to the contrary herein or in any agreement between Pierce and Buyer, IN NO EVENT SHALL PIERCE BE LIABLE FOR ANY CONSEQUENTIAL, INCIDENTAL, SPECIAL, INDIRECT, OR PUNITIVE DAMAGES WHATSOEVER, WHETHER ARISING OUT OF BREACH OF CONTRACT, WARRANTY, TORT (INCLUDING NEGLIGENCE AND STRICT LIABILITY) OR OTHER THEORY OF LAW OR EQUITY, WITH RESPECT TO VEHICLES OR OTHER PRODUCTS SOLD BY PIERCE, OR THEIR OPERATION OR FAILURE TO OPERATE, OR ANY DEFECTS THEREIN, OR ANY UNDERTAKINGS, ACTS OR OMISSIONS RELATED THERETO, REGARDLESS OF WHETHER PIERCE HAS BEEN INFORMED OF THE POSSIBILITY OF ANY SUCH DAMAGES. Without limiting the generality of the foregoing, Pierce specifically disclaims any liability for property or personal injury damages, penalties, damages for lost profits or revenues, loss of vehicles or products or any associated equipment, cost of substitute vehicles or products, down-time, delay damages, any other types of economic loss, or for any claims by any third party for any such damages.

*Note: Any Surety Bond, if a part of the sale of the vehicle as to which this limited warranty is provided, applies only to this Pierce Basic One Year Limited Warranty for such vehicle, and not to other warranties made by Pierce in a separate document (if any) or to the warranties (if any) made by any manufacturer (other than Pierce) of any part, component, attachment or accessory that is incorporated into or attached to the vehicle.*

# Fire and Rescue Apparatus

## Ten (10) Year Pro-Rated Paint and Corrosion Cab

## *Limited Warranty*

**1. LIMITED WARRANTY**

Subject to the limitations and exclusions set forth below, Pierce Manufacturing provides the following warranty to the Buyer:

| | |
|---|---|
| **Coverage:** | **Exterior surfaces of the cab painted by Pierce shall be free from blistering, peeling, corrosion or any other adhesion defect caused by defective manufacturing methods or paint material selection.** |
| **Warranty Begins:** | **The date of the original purchase invoice (issued when the product ships from the factory).** |
| **Warranty Period Ends After:** | **Ten (10) Years** |
| **Conditions and Exclusions:**<br><br>**See Also Paragraphs 2 thru 4** | **This limited warranty is applicable to the vehicle in the following percentage costs of warranty repair, if any:**<br><br>**Topcoat Durability & Appearance: Gloss, Color Retention & Cracking**<br>**0-72 months 100%**<br>**73-96 months 50%**<br>**97-120 months 25%**<br><br>**Integrity of Coating System: Adhesion, Blistering/Bubbling**<br>**0-36 months 100%**<br>**37-84 months 50%**<br>**85-120 months 25%**<br><br>**Corrosion: Dissimilar Metal and Crevice**<br>**0-36 months 100%**<br>**37-48 months 50%**<br>**49-72 months 25%**<br>**73-120 months 10%**<br><br>**Corrosion Perforation**<br>**0-120 months 100%**<br><br>**This limited warranty applies only to exterior paint. Paint on the vehicle's interior is warranted only under the Pierce Basic One Year Limited Warranty.**<br><br>**Items not covered by this warranty include:**<br>**(a) Damage from lack of maintenance and cleaning (proper cleaning and maintenance procedures are detailed in the Pierce operation and maintenance manual).**<br>**(b) UV paint fade.**<br>**(c) Any cab not manufactured by Pierce.** |

This limited warranty shall apply only if the product is properly maintained in accordance with Pierce's maintenance instructions and manuals and is used in service which is normal to the particular model. Normal service means service which does not subject the product to stresses or impacts greater than normally result from careful use. If the Buyer discovers a defect or nonconformity, it must notify Pierce in writing within thirty (30) days after the date of discovery, but in any event prior to the expiration of the warranty period. THIS LIMITED WARRANTY MAY NOT BE ASSIGNED OR OTHERWISE TRANSFERRED BY THE BUYER TO ANY SUBSEQUENT USER OR PURCHASER OR TO ANY OTHER PERSON OR ENTITY.

Notwithstanding anything to the contrary herein, Pierce makes no warranty whatsoever as to:

(a) any integral parts, components, attachments or trade accessories of or to the product that are not manufactured by Pierce, including but not limited to engines, transmissions, drivelines, axles, water pumps and generators; with respect to all such parts, components, attachments and accessories, Pierce shall assign to Buyer the applicable warranties, if any, made by the respective manufacturers thereof;

(b) any vehicle, chassis, or component, part, attachment or accessory damaged by misuse, neglect, fire, exposure to severe environmental or chemical conditions, acidic environment, improper maintenance, accident, crash, or force majeure such as natural disaster, lightning, earthquake, windstorm, hail, flood, war or riot;

(c) any vehicle, chassis or component, part, attachment or accessory that has been repaired, altered or assembled in any way by any person or entity other than Pierce which, in the sole judgment of Pierce, adversely affects the performance, stability or purpose for which it was manufactured; or

(d) products or parts which may in the ordinary course wear out and have to be replaced during the warranty period, including, but not limited to, tires, fluids, gaskets and light bulbs. Pierce assumes no responsibility for the assembly of its parts or subassemblies into finishing products or vehicles unless the assembly is performed by Pierce.

The original purchaser may void this warranty in part or in its entirety if the product is repaired or replaced (a) without prior written approval of the Pierce Customer Service Department; or (b) at a facility which has not been approved by Pierce as to technical capability. Any repairs, modifications, alterations or aftermarket parts added after manufacture without the authorization of Pierce may void this warranty.

**2. DISCLAIMERS OF WARRANTIES**

THE WARRANTY SET FORTH IN PARAGRAPH 1 IS THE SOLE AND EXCLUSIVE WARRANTY GIVEN BY PIERCE. PIERCE HEREBY DISCLAIMS AND EXCLUDES ALL OTHER WARRANTIES, WHETHER EXPRESS, IMPLIED OR STATUTORY, INCLUDING WITHOUT LIMITATION ANY WARRANTY OF MERCHANTABILITY, ANY WARRANTY OF FITNESS FOR A PARTICULAR PURPOSE, AND ANY WARRANTIES ARISING FROM COURSE OF DEALING OR USAGE OF TRADE.

**3. BUYER'S EXCLUSIVE REMEDY.**

If the product fails to conform to the warranty set forth in paragraph 1 during the warranty period, and such nonconformity is not due to misuse, neglect, accident or improper maintenance, Buyer must notify Pierce within the time period specified in paragraph 1, and shall make the product available for inspection by Pierce or its designated agent. At the request of Pierce, any allegedly defective product shall be returned to Pierce by Buyer for examination and/or repair. Buyer shall be responsible for the cost of such transportation, and for risk of loss of or damage to the product during transportation. Within a reasonable time, Pierce shall repair or replace (at Pierce's option and expense) any nonconforming or defective parts. Repair or replacement shall be made only by a facility approved in advance in writing by Pierce. THIS REMEDY SHALL BE THE EXCLUSIVE AND SOLE REMEDY FOR ANY BREACH OF WARRANTY.

**4. EXCLUSION OF CONSEQUENTIAL AND INCIDENTAL DAMAGES.**

Notwithstanding anything to the contrary herein or in any agreement between Pierce and Buyer, IN NO EVENT SHALL PIERCE BE LIABLE FOR ANY CONSEQUENTIAL, INCIDENTAL, SPECIAL, INDIRECT, OR PUNITIVE DAMAGES WHATSOEVER, WHETHER ARISING OUT OF BREACH OF CONTRACT, WARRANTY, TORT (INCLUDING NEGLIGENCE AND STRICT LIABILITY) OR OTHER THEORY OF LAW OR EQUITY, WITH RESPECT TO VEHICLES OR OTHER PRODUCTS SOLD BY PIERCE, OR THEIR OPERATION OR FAILURE TO OPERATE, OR ANY DEFECTS THEREIN, OR ANY UNDERTAKINGS, ACTS OR OMISSIONS RELATED THERETO, REGARDLESS OF WHETHER PIERCE HAS BEEN INFORMED OF THE POSSIBILITY OF ANY SUCH DAMAGES. Without limiting the generality of the foregoing, Pierce specifically disclaims any liability for property or personal injury damages, penalties, damages for lost profits or revenues, loss of vehicles or products or any associated equipment, cost of substitute vehicles or products, down-time, delay damages, any other types of economic loss, or for any claims by any third party for any such damages.

*Note: Any Surety Bond, if a part of the sale of the vehicle as to which this limited warranty is provided, applies only to this Pierce Basic One Year Limited Warranty for such vehicle, and not to other warranties made by Pierce in a separate document (if any) or to the warranties (if any) made by any manufacturer (other than Pierce) of any part, component, attachment or accessory that is incorporated into or attached to the vehicle.*

**2/8/2010 WA0055**

Pierce

# Fire and Rescue Apparatus

## Five (5) Year Material and Workmanship

## Command Zone Electronics

# Limited Warranty

**1. LIMITED WARRANTY**

Subject to the limitations and exclusions set forth below, Pierce Manufacturing provides the following warranty to the Buyer:

| | |
|---|---|
| **Coverage:** | **Command Zone control modules shall be free from failures caused by defects in material and workmanship** |
| **Warranty Begins:** | **The date of the original purchase invoice (issued when the product ships from the factory).** |
| **Warranty Period Ends After:** | **Five (5) Years** |
| **Conditions and Exclusions:**<br><br>**See Also Paragraphs 2 thru 4** | **This limited warranty applies to all of the control modules for the Command Zone system, including the full color graphic displays. Related wire harnesses, cables and connectors are not covered under this limited warranty and are instead covered under the Pierce One Year Basic Apparatus Limited Warranty.** |

This limited warranty shall apply only if the product is properly maintained in accordance with Pierce's maintenance instructions and manuals and is used in service which is normal to the particular model. Normal service means service which does not subject the product to stresses or impacts greater than normally result from careful use. If the Buyer discovers a defect or nonconformity, it must notify Pierce in writing within thirty (30) days after the date of discovery, but in any event prior to the expiration of the warranty period. THIS LIMITED WARRANTY MAY NOT BE ASSIGNED OR OTHERWISE TRANSFERRED BY THE BUYER TO ANY SUBSEQUENT USER OR PURCHASER OR TO ANY OTHER PERSON OR ENTITY.

Notwithstanding anything to the contrary herein, Pierce makes no warranty whatsoever as to:

(a) any integral parts, components, attachments or trade accessories of or to the product that are not manufactured by Pierce, including but not limited to engines, transmissions, drivelines, axles, water pumps and generators; with respect to all such parts, components, attachments and accessories, Pierce shall assign to Buyer the applicable warranties, if any, made by the respective manufacturers thereof;

(b) any vehicle, chassis, or component, part, attachment or accessory damaged by misuse, neglect, fire, exposure to severe environmental or chemical conditions, acidic environment, improper maintenance, accident, crash, or force majeure such as natural disaster, lightning, earthquake, windstorm, hail, flood, war or riot;

(c) any vehicle, chassis or component, part, attachment or accessory that has been repaired, altered or assembled in any way by any person or entity other than Pierce which, in the sole judgment of Pierce, adversely affects the performance, stability or purpose for which it was manufactured; or

(d) products or parts which may in the ordinary course wear out and have to be replaced during the warranty period, including, but not limited to, tires, fluids, gaskets and light bulbs. Pierce assumes no responsibility for the assembly of its parts or subassemblies into finishing products or vehicles unless the assembly is performed by Pierce.

The original purchaser may void this warranty in part or in its entirety if the product is repaired or replaced (a) without prior written approval of the Pierce Customer Service Department; or (b) at a facility which has not been approved by Pierce as to technical capability. Any repairs, modifications, alterations or aftermarket parts added after manufacture without the authorization of Pierce may void this warranty.

**2. DISCLAIMERS OF WARRANTIES**

THE WARRANTY SET FORTH IN PARAGRAPH 1 IS THE SOLE AND EXCLUSIVE WARRANTY GIVEN BY PIERCE. PIERCE HEREBY DISCLAIMS AND EXCLUDES ALL OTHER WARRANTIES, WHETHER EXPRESS, IMPLIED OR STATUTORY, INCLUDING WITHOUT LIMITATION ANY WARRANTY OF MERCHANTABILITY, ANY WARRANTY OF FITNESS FOR A PARTICULAR PURPOSE, AND ANY WARRANTIES ARISING FROM COURSE OF DEALING OR USAGE OF TRADE.

**3. BUYER'S EXCLUSIVE REMEDY.**

If the product fails to conform to the warranty set forth in paragraph 1 during the warranty period, and such nonconformity is not due to misuse, neglect, accident or improper maintenance, Buyer must notify Pierce within the time period specified in paragraph 1, and shall make the product available for inspection by Pierce or its designated agent. At the request of Pierce, any allegedly defective product shall be returned to Pierce by Buyer for examination and/or repair. Buyer shall be responsible for the cost of such transportation, and for risk of loss of or damage to the product during transportation. Within a reasonable time, Pierce shall repair or replace (at Pierce's option and expense) any nonconforming or defective parts. Repair or replacement shall be made only by a facility approved in advance in writing by Pierce. THIS REMEDY SHALL BE THE EXCLUSIVE AND SOLE REMEDY FOR ANY BREACH OF WARRANTY.

**4. EXCLUSION OF CONSEQUENTIAL AND INCIDENTAL DAMAGES.**

Notwithstanding anything to the contrary herein or in any agreement between Pierce and Buyer, IN NO EVENT SHALL PIERCE BE LIABLE FOR ANY CONSEQUENTIAL, INCIDENTAL, SPECIAL, INDIRECT, OR PUNITIVE DAMAGES WHATSOEVER, WHETHER ARISING OUT OF BREACH OF CONTRACT, WARRANTY, TORT (INCLUDING NEGLIGENCE AND STRICT LIABILITY) OR OTHER THEORY OF LAW OR EQUITY, WITH RESPECT TO VEHICLES OR OTHER PRODUCTS SOLD BY PIERCE, OR THEIR OPERATION OR FAILURE TO OPERATE, OR ANY DEFECTS THEREIN, OR ANY UNDERTAKINGS, ACTS OR OMISSIONS RELATED THERETO, REGARDLESS OF WHETHER PIERCE HAS BEEN INFORMED OF THE POSSIBILITY OF ANY SUCH DAMAGES. Without limiting the generality of the foregoing, Pierce specifically disclaims any liability for property or personal injury damages, penalties, damages for lost profits or revenues, loss of vehicles or products or any associated equipment, cost of substitute vehicles or products, down-time, delay damages, any other types of economic loss, or for any claims by any third party for any such damages.

*Note: Any Surety Bond, if a part of the sale of the vehicle as to which this limited warranty is provided, applies only to this Pierce Basic One Year Limited Warranty for such vehicle, and not to other warranties made by Pierce in a separate document (if any) or to the warranties (if any) made by any manufacturer (other than Pierce) of any part, component, attachment or accessory that is incorporated into or attached to the vehicle.*

# Fire and Rescue Apparatus

## 54 Months Material and Workmanship

## Camera System

# Limited Warranty

**1. LIMITED WARRANTY**

Subject to the limitations and exclusions set forth below, Pierce Manufacturing provides the following warranty to the Buyer:

| | |
|---|---|
| **Coverage:** | **This limited warranty covers repairs to correct any defect related to materials or workmanship of the Sharpvision camera system installed on the apparatus occuring during the warranty period.** |
| **Warranty Begins:** | **The date of delivery.** |
| **Warranty Period Ends After:** | **Fifty - Four (54) months** |
| **Conditions and Exclusions:**<br><br>**See Also Paragraphs 2 thru 4** | **This limited warranty does not apply to related wire harnesses, cables, and connectors, which are covered by the Pierce one (1) year basic apparatus limited warranty.** |

This limited warranty shall apply only if the product is properly maintained in accordance with Pierce's maintenance instructions and manuals and is used in service which is normal to the particular model. Normal service means service which does not subject the product to stresses or impacts greater than normally result from careful use. If the Buyer discovers a defect or nonconformity, it must notify Pierce in writing within thirty (30) days after the date of discovery, but in any event prior to the expiration of the warranty period. THIS LIMITED WARRANTY MAY NOT BE ASSIGNED OR OTHERWISE TRANSFERRED BY THE BUYER TO ANY SUBSEQUENT USER OR PURCHASER OR TO ANY OTHER PERSON OR ENTITY.

Notwithstanding anything to the contrary herein, Pierce makes no warranty whatsoever as to:

(a) any integral parts, components, attachments or trade accessories of or to the product that are not manufactured by Pierce, including but not limited to engines, transmissions, drivelines, axles, water pumps and generators; with respect to all such parts, components, attachments and accessories, Pierce shall assign to Buyer the applicable warranties, if any, made by the respective manufacturers thereof;

(b) any vehicle, chassis, or component, part, attachment or accessory damaged by misuse, neglect, fire, exposure to severe environmental or chemical conditions, acidic environment, improper maintenance, accident, crash, or force majeure such as natural disaster, lightning, earthquake, windstorm, hail, flood, war or riot;

(c) any vehicle, chassis or component, part, attachment or accessory that has been repaired, altered or assembled in any way by any person or entity other than Pierce which, in the sole judgment of Pierce, adversely affects the performance, stability or purpose for which it was manufactured; or

(d) products or parts which may in the ordinary course wear out and have to be replaced during the warranty period, including, but not limited to, tires, fluids, gaskets and light bulbs. Pierce assumes no responsibility for the assembly of its parts or subassemblies into finishing products or vehicles unless the assembly is performed by Pierce.

The original purchaser may void this warranty in part or in its entirety if the product is repaired or replaced (a) without prior written approval of the Pierce Customer Service Department; or (b) at a facility which has not been approved by Pierce as to technical capability. Any repairs, modifications, alterations or aftermarket parts added after manufacture without the authorization of Pierce may void this warranty.

**2. DISCLAIMERS OF WARRANTIES**

THE WARRANTY SET FORTH IN PARAGRAPH 1 IS THE SOLE AND EXCLUSIVE WARRANTY GIVEN BY PIERCE. PIERCE HEREBY DISCLAIMS AND EXCLUDES ALL OTHER WARRANTIES, WHETHER EXPRESS, IMPLIED OR STATUTORY, INCLUDING WITHOUT LIMITATION ANY WARRANTY OF MERCHANTABILITY, ANY WARRANTY OF FITNESS FOR A PARTICULAR PURPOSE, AND ANY WARRANTIES ARISING FROM COURSE OF DEALING OR USAGE OF TRADE.

**3. BUYER'S EXCLUSIVE REMEDY.**

If the product fails to conform to the warranty set forth in paragraph 1 during the warranty period, and such nonconformity is not due to misuse, neglect, accident or improper maintenance, Buyer must notify Pierce within the time period specified in paragraph 1, and shall make the product available for inspection by Pierce or its designated agent. At the request of Pierce, any allegedly defective product shall be returned to Pierce by Buyer for examination and/or repair. Buyer shall be responsible for the cost of such transportation, and for risk of loss of or damage to the product during transportation. Within a reasonable time, Pierce shall repair or replace (at Pierce's option and expense) any nonconforming or defective parts. Repair or replacement shall be made only by a facility approved in advance in writing by Pierce. THIS REMEDY SHALL BE THE EXCLUSIVE AND SOLE REMEDY FOR ANY BREACH OF WARRANTY.

**4. EXCLUSION OF CONSEQUENTIAL AND INCIDENTAL DAMAGES.**

Notwithstanding anything to the contrary herein or in any agreement between Pierce and Buyer, IN NO EVENT SHALL PIERCE BE LIABLE FOR ANY CONSEQUENTIAL, INCIDENTAL, SPECIAL, INDIRECT, OR PUNITIVE DAMAGES WHATSOEVER, WHETHER ARISING OUT OF BREACH OF CONTRACT, WARRANTY, TORT (INCLUDING NEGLIGENCE AND STRICT LIABILITY) OR OTHER THEORY OF LAW OR EQUITY, WITH RESPECT TO VEHICLES OR OTHER PRODUCTS SOLD BY PIERCE, OR THEIR OPERATION OR FAILURE TO OPERATE, OR ANY DEFECTS THEREIN, OR ANY UNDERTAKINGS, ACTS OR OMISSIONS RELATED THERETO, REGARDLESS OF WHETHER PIERCE HAS BEEN INFORMED OF THE POSSIBILITY OF ANY SUCH DAMAGES. Without limiting the generality of the foregoing, Pierce specifically disclaims any liability for property or personal injury damages, penalties, damages for lost profits or revenues, loss of vehicles or products or any associated equipment, cost of substitute vehicles or products, down-time, delay damages, any other types of economic loss, or for any claims by any third party for any such damages.

*Note: Any Surety Bond, if a part of the sale of the vehicle as to which this limited warranty is provided, applies only to this Pierce Basic One Year Limited Warranty for such vehicle, and not to other warranties made by Pierce in a separate document (if any) or to the warranties (if any) made by any manufacturer (other than Pierce) of any part, component, attachment or accessory that is incorporated into or attached to the vehicle.*

**1/11/2011 WA0188**

# NEW PRODUCT WARRANTY

Allison Transmission.

**PARTICIPATING OEM SALES**
**DISTRIBUTOR SALES**

## LIMITED WARRANTY ON NEW ALLISON AUTOMATIC TRANSMISSIONS USED IN EMERGENCY VEHICLE APPLICATIONS

Allison Transmission will provide for repairs or replacement, at its option, during the warranty period of each new Allison transmission listed below that is installed in an Emergency Vehicle in accordance with the following terms, conditions, and limitations.

### WHAT IS COVERED

- **WARRANTY APPLIES** — This warranty is for new Allison transmission models listed below installed in an Emergency Vehicle and is provided to the original and any subsequent owner(s) of the vehicle during the warranty period.
- **REPAIRS COVERED** — The warranty covers repairs or replacement, at Allison Transmission's option, to correct any transmission malfunction resulting from defects in material or workmanship occurring during the warranty period. Needed repairs or replacements will be performed using the method Allison Transmission determines most appropriate under the circumstances.
- **TOWING** — Towing is covered to the nearest Allison Transmission Distributor or authorized Dealer only when necessary to prevent further damage to your transmission.
- **PAYMENT TERMS** — Warranty repairs, including parts and labor, will be covered per the schedule shown in the chart contained in section "APPLICABLE MODELS, WARRANTY LIMITATIONS, AND ADJUSTMENT SCHEDULE."
- **OBTAINING REPAIRS** — To obtain warranty repairs, take the vehicle to any Allison Transmission Distributor or authorized Dealer within a reasonable amount of time and request the needed repairs. A reasonable amount of time must be allowed for the Distributor or Dealer to perform necessary repairs.
- **TRANSMISSION REMOVAL AND REINSTALLATION** — Labor costs for the removal and re-installation of the transmission, when necessary to make a warranty repair, are covered by this warranty.
- **WARRANTY PERIOD** — The warranty period for all coverages shall begin on the date the transmission is delivered to the first retail purchaser, with the following exception:

  **Demonstration Service** - A transmission in a new truck or bus may be demonstrated to a total of 5000 miles (8000 kilometers). If the vehicle is within this limit when sold to a retail purchaser, the warranty start date is the date of purchase. Normal warranty services are applicable to the demonstrating Dealer. Should the truck or bus be sold to a retail purchaser after these limits are reached, the warranty period will begin on the date the vehicle was first placed in demonstration service and the purchaser will be entitled to the remaining warranty.

### APPLICABLE MODELS, WARRANTY LIMITATIONS, AND ADJUSTMENT SCHEDULE

| APPLICABLE MODELS | WARRANTY LIMITATIONS (Whichever occurs first) | | ADJUSTMENT CHARGE TO BE PAID BY THE CUSTOMER | |
|---|---|---|---|---|
| | Months | Transmission Miles Or Kilometers | Parts | Labor |
| MT, MD 3000, 3200, 3500, 3700 | 0–24 | No Limit | No Charge | No Charge |
| HT with Hydraulic Controls | 0–24 | No Limit | No Charge | No Charge |
| AT, 1000 Series™, 2000 Series™, 2400 Series™ | 0–36 | No Limit | No Charge | No Charge |
| HT with Electronic Controls | 0–60 | No Limit | No Charge | No Charge |
| HD 1000 EVS, 2100 EVS, 2200 EVS 2350 EVS, 2500 EVS, 2550 EVS, 3000 EVS, 3500 EVS, 4000, 4000 EVS, 4500, 4500 EVS, 4700, 4700 EVS, 4800, 4800 EVS | 0–60 | No Limit | No Charge | No Charge |

## WHAT IS NOT COVERED

- **DAMAGE DUE TO ACCIDENT, MISUSE, or ALTERATION** — Defects and damage caused as the result of any of the following are not covered:
  - — Flood, collision, fire, theft, freezing, vandalism, riot, explosion, or objects striking the vehicle;
  - — Misuse of the vehicle;
  - — Installation into unapproved applications and installations;
  - — Alterations or modification of the transmission or the vehicle, and
  - — Damage resulting from improper storage (refer to long-term storage procedure outlined in the applicable Allison Service Manual)
  - — Anything other than defects in Allison Transmission material or workmanship

  **NOTE:** This warranty is void on transmissions used in vehicles currently or previously titled as salvaged, scrapped, junked, or totaled.
- **CHASSIS, BODY, and COMPONENTS** — The chassis and body company (assemblers) and other component and equipment manufacturers are solely responsible for warranties on the chassis, body, component(s), and equipment they provide. Any transmission repair caused by an alteration(s) made to the Allison transmission or the vehicle which allows the transmission to be installed or operated outside of the limits defined in the appropriate Allison Installation Guideline is solely the responsibility of the entity making the alteration(s).
- **DAMAGE CAUSED by LACK of MAINTENANCE or by the USE of TRANSMISSION FLUIDS NOT RECOMMENDED in the OPERATOR'S MANUAL** — Defects and damage caused by any of the following are not covered:
  - — Failure to follow the recommendations of the maintenance schedule intervals applicable to the transmission;
  - — Failure to use transmission fluids or maintain transmission fluid levels recommended in the Operator's Manual.
- **MAINTENANCE** — Normal maintenance (such as replacement of filters, screens, and transmission fluid) is not covered and is the owner's responsibility.
- **REPAIRS by UNAUTHORIZED DEALERS** — Defects and damage caused by a service outlet that is not an authorized Allison Transmission Distributor or Dealer are not covered.
- **USE of OTHER THAN GENUINE ALLISON TRANSMISSION PARTS** — Defects and damage caused by the use of parts that are not genuine Allison Transmission parts are not covered.
- **EXTRA EXPENSES** — Economic loss and extra expenses are not covered. Examples include but are not limited to: loss of vehicle use; inconvenience; storage; payment for loss of time or pay; vehicle rental expense; lodging; meals; or other travel costs.
- **"DENIED PARTY" OWNERSHIP** — Warranty repair parts and labor costs are not reimbursed to any participating or non-participating OEMs, dealers or distributors who perform warranty work for, or on behalf of, end users identified by the United States as being a "denied party" or who are citizens of sanctioned or embargoed countries as defined by the U.S. Department of Treasury Office of Foreign Assets Control. Furthermore, warranty reimbursements are not guaranteed if the reimbursement would be contrary to any United States export control laws or regulations as defined by the U.S. Department of Commerce, the U.S. Department of State, or the U.S. Department of Treasury.

## OTHER TERMS APPLICABLE TO CONSUMERS AS DEFINED by the MAGNUSON-MOSS WARRANTY ACT

This warranty gives you specific legal rights and you may also have other rights which vary from state to state.

Allison Transmission does not authorize any person to create for it any other obligation or liability in connection with these transmissions. **ANY IMPLIED WARRANTY OF MERCHANTABILITY OR FITNESS FOR A PARTICULAR PURPOSE APPLICABLE TO THESE TRANSMISSIONS IS LIMITED IN DURATION TO THE DURATION OF THIS WRITTEN WARRANTY. PERFORMANCE OF REPAIRS AND NEEDED ADJUSTMENTS IS THE EXCLUSIVE REMEDY UNDER THIS WRITTEN WARRANTY OR ANY IMPLIED WARRANTY. ALLISON TRANSMISSION SHALL NOT BE LIABLE FOR INCIDENTAL OR CONSEQUENTIAL DAMAGES (SUCH AS, BUT NOT LIMITED TO, LOST WAGES OR VEHICLE RENTAL EXPENSES) RESULTING FROM BREACH OF THIS WRITTEN WARRANTY OR ANY IMPLIED WARRANTY.****

** Some states do not allow limitations on how long an implied warranty will last or the exclusion or limitation of incidental or consequential damages, so the above limitations or exclusions may not apply to you.

## OTHER TERMS APPLICABLE TO OTHER END-USERS

**THIS WARRANTY IS THE ONLY WARRANTY APPLICABLE TO THE ALLISON TRANSMISSION MODELS LISTED ABOVE AND IS EXPRESSLY IN LIEU OF ANY OTHER WARRANTIES, EXPRESS OR IMPLIED, INCLUDING ANY IMPLIED WARRANTY OF MERCHANTABILITY OR FITNESS FOR A PARTICULAR PURPOSE. ALLISON TRANSMISSION DOES NOT AUTHORIZE ANY PERSON TO CREATE FOR IT ANY OTHER OBLIGATION OR LIABILITY IN CONNECTION WITH SUCH TRANSMISSIONS. ALLISON TRANSMISSION SHALL NOT BE LIABLE FOR INCIDENTAL OR CONSEQUENTIAL DAMAGES RESULTING FROM BREACH OF THIS WARRANTY OR ANY IMPLIED WARRANTY.**

## QUESTIONS

If you have any questions regarding this warranty or the performance of warranty obligations, you may contact any Allison Transmission Distributor or Dealer or write to:

Allison Transmission, Inc.
P.O. Box 894
Indianapolis, IN 46206-0894
Attention: Warranty Administration PF-9

Form SE0616EN (201009)

Pierce

# Fire and Rescue Apparatus

## Five (5) Year Material and Workmanship - Transmission Oil Cooler
## Three (3) Year Collateral Damage Coverage

# Limited Warranty

**1. LIMITED WARRANTY**

Subject to the limitations and exclusions set forth below, Pierce Manufacturing provides the following warranty to the Buyer:

| | |
|---|---|
| **Coverage:** | **The transmission cooler shall be free from component or structural failures caused by defects in material and/or workmanship. Collateral damage up to $10,000 per occurrence is available for the first three (3) years.** |
| **Warranty Begins:** | **The date of delivery to the first retail purchaser.** |
| **Warranty Period Ends After:** | **Five (5) Years on Oil Cooler and three (3) years on collateral damage coverage** |
| **Conditions and Exclusions:**<br><br>**See Also Paragraphs 2 thru 4** | **This warranty does not cover repair due to accidents, misuse, and excessive vibration, flying debris, storage damage (freezing), negligence or modification. This warranty is void if any modification or repairs are performed without authorization. This also voids any future warranty.**<br><br>**This warranty does not cover cost of maintenance or repairs due to lack of required maintenance services as recommended. Performance of the required maintenance and use of proper fluids are the responsibility of the owner.**<br><br>**Towing is covered to the nearest distributor or authorized dealer only when necessary to prevent further damage to your transmission.**<br><br>**Labor costs for the removal and reinstallation of goods may be covered when necessary to make repairs. Please contact your OEM for authorization.**<br><br>**Replacement of cooler during the warranty period is limited to 100% of reasonable labor costs up to a maximum of $700 to remove, replace, or repair the oil cooler.** |

This limited warranty shall apply only if the product is properly maintained in accordance with Pierce's maintenance instructions and manuals and is used in service which is normal to the particular model. Normal service means service which does not subject the product to stresses or impacts greater than normally result from careful use. If the Buyer discovers a defect or nonconformity, it must notify Pierce in writing within thirty (30) days after the date of discovery, but in any event prior to the expiration of the warranty period. THIS LIMITED WARRANTY MAY NOT BE ASSIGNED OR OTHERWISE TRANSFERRED BY THE BUYER TO ANY SUBSEQUENT USER OR PURCHASER OR TO ANY OTHER PERSON OR ENTITY.

Notwithstanding anything to the contrary herein, Pierce makes no warranty whatsoever as to:

(a) any integral parts, components, attachments or trade accessories of or to the product that are not manufactured by Pierce, including but not limited to engines, transmissions, drivelines, axles, water pumps and generators; with respect to all such parts, components, attachments and accessories, Pierce shall assign to Buyer the applicable warranties, if any, made by the respective manufacturers thereof;

(b) any vehicle, chassis, or component, part, attachment or accessory damaged by misuse, neglect, fire, exposure to severe environmental or chemical conditions, acidic environment, improper maintenance, accident, crash, or force majeure such as natural disaster, lightning, earthquake, windstorm, hail, flood, war or riot;

(c) any vehicle, chassis or component, part, attachment or accessory that has been repaired, altered or assembled in any way by any person or entity other than Pierce which, in the sole judgment of Pierce, adversely affects the performance, stability or purpose for which it was manufactured; or

(d) products or parts which may in the ordinary course wear out and have to be replaced during the warranty period, including, but not limited to, tires, fluids, gaskets and light bulbs. Pierce assumes no responsibility for the assembly of its parts or subassemblies into finishing products or vehicles unless the assembly is performed by Pierce.

The original purchaser may void this warranty in part or in its entirety if the product is repaired or replaced (a) without prior written approval of the Pierce Customer Service Department; or (b) at a facility which has not been approved by Pierce as to technical capability. Any repairs, modifications, alterations or aftermarket parts added after manufacture without the authorization of Pierce may void this warranty.

**2. DISCLAIMERS OF WARRANTIES**

THE WARRANTY SET FORTH IN PARAGRAPH 1 IS THE SOLE AND EXCLUSIVE WARRANTY GIVEN BY PIERCE. PIERCE HEREBY DISCLAIMS AND EXCLUDES ALL OTHER WARRANTIES, WHETHER EXPRESS, IMPLIED OR STATUTORY, INCLUDING WITHOUT LIMITATION ANY WARRANTY OF MERCHANTABILITY, ANY WARRANTY OF FITNESS FOR A PARTICULAR PURPOSE, AND ANY WARRANTIES ARISING FROM COURSE OF DEALING OR USAGE OF TRADE.

**3. BUYER'S EXCLUSIVE REMEDY.**

If the product fails to conform to the warranty set forth in paragraph 1 during the warranty period, and such nonconformity is not due to misuse, neglect, accident or improper maintenance, Buyer must notify Pierce within the time period specified in paragraph 1, and shall make the product available for inspection by Pierce or its designated agent. At the request of Pierce, any allegedly defective product shall be returned to Pierce by Buyer for examination and/or repair. Buyer shall be responsible for the cost of such transportation, and for risk of loss of or damage to the product during transportation. Within a reasonable time, Pierce shall repair or replace (at Pierce's option and expense) any nonconforming or defective parts. Repair or replacement shall be made only by a facility approved in advance in writing by Pierce. THIS REMEDY SHALL BE THE EXCLUSIVE AND SOLE REMEDY FOR ANY BREACH OF WARRANTY.

**4. EXCLUSION OF CONSEQUENTIAL AND INCIDENTAL DAMAGES.**

Notwithstanding anything to the contrary herein or in any agreement between Pierce and Buyer, IN NO EVENT SHALL PIERCE BE LIABLE FOR ANY CONSEQUENTIAL, INCIDENTAL, SPECIAL, INDIRECT, OR PUNITIVE DAMAGES WHATSOEVER, WHETHER ARISING OUT OF BREACH OF CONTRACT, WARRANTY, TORT (INCLUDING NEGLIGENCE AND STRICT LIABILITY) OR OTHER THEORY OF LAW OR EQUITY, WITH RESPECT TO VEHICLES OR OTHER PRODUCTS SOLD BY PIERCE, OR THEIR OPERATION OR FAILURE TO OPERATE, OR ANY DEFECTS THEREIN, OR ANY UNDERTAKINGS, ACTS OR OMISSIONS RELATED THERETO, REGARDLESS OF WHETHER PIERCE HAS BEEN INFORMED OF THE POSSIBILITY OF ANY SUCH DAMAGES. Without limiting the generality of the foregoing, Pierce specifically disclaims any liability for property or personal injury damages, penalties, damages for lost profits or revenues, loss of vehicles or products or any associated equipment, cost of substitute vehicles or products, down-time, delay damages, any other types of economic loss, or for any claims by any third party for any such damages.

*Note: Any Surety Bond, if a part of the sale of the vehicle as to which this limited warranty is provided, applies only to this Pierce Basic One Year Limited Warranty for such vehicle, and not to other warranties made by Pierce in a separate document (if any) or to the warranties (if any) made by any manufacturer (other than Pierce) of any part, component, attachment or accessory that is incorporated into or attached to the vehicle.*

# UNITED PLASTIC FABRICATING
## Limited Lifetime Warranty

Effective as of January 1, 2024

1. General. United Plastic Fabricating, Inc. (the "Company") warrants to the owner (the "Owner") that the products set forth on Exhibit A, attached hereto (the "Product") will be reasonably free from defects in materials and workmanship for the service life of the Product. This Limited Lifetime Warranty (the "Warranty") only applies to Company Products that are: (a) owned by a federal, state, county or local government, a volunteer fire department or dedicated commercial fire service operation; (b) continuously and actively used in emergency response and/or fire suppression vehicles; and (c) used, stored, handled and installed in the manner recommended by Company.

2. Warranty Obligations. Subject to the exclusions and limitations set forth in this Warranty, Company will, at its option, repair or offer a one (1) time replacement of the Product without charge, if the Product fails or does not perform as warranted during the warranty period due to a manufacturing defect or a defect in materials. Repair or replacement shall include reasonable labor charges necessary to repair or replace the defective Product but shall not include: (a) the costs associated with removal of the Product from the vehicle or the cost to otherwise provide access to the Product in the vehicle; (b) the cost associated with any required upgrades the vehicle (including, without limitation, upgrades required to strengthen the vehicle's frame); or (c) travel costs, except as provided by Section 3. Company's obligation as to repair or replacement shall further be limited to repair or replacement with the models of the Product that are available at the time of the repair or replacement, and shall be limited to the repair or replacement of only the specific Product that fails due to a manufacturing defect. In the event a Product becomes unavailable or cannot be supplied by Company for any reason a substitute Product of equal quality and functionality of the subject Product may be substituted by Company. Any repaired Product shall remain subject to this Warranty and any repair shall not extend the warranty period in any manner or start a new warranty period. Any Product that is replaced by Company shall be excluded from this Warranty. In no event shall Company be required to expend, in any one (1) or series of expenditures, more than the purchase price of the Product to repair or replace a defective Product. Amounts expended by Company shall include all amounts paid by Company in connection the repair or replacement, including without limitation, amounts paid to third-parties, material costs, incidental costs and travel costs (except as provided by Section 3).

3. Travel; Expenses; Product Access. Company shall be responsible for any travel costs incurred to repair or replace the Product provided that: (a) the Product is located in the continental United States or Canada; and (ii) the warranty claim is initiated prior to the date on which NFPA 1912 Standards (Annex D) recommends replacement of the Product. All other travel costs incurred by Company or its agents to repair or replace the Product shall be the responsibility of the party asserting the warranty claim. Company reserves the right to require, as a condition to undertaking any repair or replacement: (y) pre-payment of its anticipated travel costs; and (z) satisfactory arraignments concerning scheduling and access to the Product. If the subject Product is located in an area of the world considered, in Company's sole discretion, to be unsafe Company may refuse to process the claim or require relocation of the Product, at no expense to Company, to an area where such repairs can be performed safely by Company or its agents. In the event Company or Company's agents are dispatched to repair or replace a defective Product and the vehicle in which the Product has been installed is not available or the Product is not readily accessible, for any reason, Company or Company's agents, as the case may be, shall be immediately reimbursed for all expenses incurred therewith.

4. Exclusions: Products must be stored, handled, installed, used and maintained in accordance with instructions provided by Company, and this Warranty is conditioned upon compliance with all such instructions. This Warranty does not cover defects caused by: (a) improper installation; (b) modification, alteration or repair of the Product by any unauthorized third-party; (c) misuse, including, without limitation, improper

storage or handling of the Product (e.g. excessive exposure to UV rays); chemical abuse (e.g. harsh cleansers and solvents), thermal abuse or shock (e.g. excessive heat or cold); (d) damage not resulting from manufacturing defects that occur while the Product is not in Company's possession (e.g. accidents); or (e) unreasonable or unintended use of the Product. Copies of the Company's operation and maintenance instructions are available on the Company's website https://www.unitedplastic.com/upf-documents/

5. Disclaimer. THE WARRANTIES SET FORTH HEREIN ARE THE ONLY WARRANTIES MADE BY COMPANY IN CONNECTION WITH THE PRODUCT. COMPANY CAN NOT AND DOES NOT MAKE ANY IMPLIED OR EXPRESS WARRANTIES WITH RESPECT TO THE PRODUCT, AND DISCLAIMS ALL OTHER WARRANTIES, INCLUDING, BUT NOT LIMITED TO, ANY WARRANTY OF MERCHANTABILITY OR FITNESS FOR A PARTICULAR PURPOSE. PRODUCTS SOLD BY COMPANY ARE SOLD ONLY TO THE SPECIFICATIONS SPECIFICALLY SET FORTH BY COMPANY IN WRITING. OTHER THAN THE LIMITED WARRANTY SET FORTH HEREIN, COMPANY MAKES NO OTHER WARRANTIES, EXPRESS OR IMPLIED. COMPANY'S SOLE OBLIGATION UNDER THIS WARRANTY SHALL BE REPAIR OR REPLACEMENT OF NON-CONFORMING PRODUCT. BUYER ASSUMES ALL RISK WHATSOEVER AS TO THE RESULT OF THE USE OF THE PRODUCT PURCHASED, WHETHER USED SINGULARLY OR IN COMBINATION WITH ANY OTHER PRODUCTS OR SUBSTANCES.

6. Limitation of Liability. NO CLAIM BY OWNER OF ANY KIND, INCLUDING CLAIMS FOR INDEMNIFICATION, SHALL BE GREATER IN AMOUNT THAN THE PURCHASE PRICE OF THE PRODUCT IN RESPECT TO WHICH DAMAGES ARE CLAIMED. IN NO EVENT SHALL COMPANY BE LIABLE TO OWNER IN TORT, CONTRACT OR OTHERWISE, FOR ANY SPECIAL, INDIRECT, INCIDENTAL, CONSEQUENTIAL (INCLUDING, WITHOUT LIMITATION, ANY OBLIGATION OF COMPANY TO REPAIR OR REPLACE ANY CHASSIS, SUB-FRAMES, BODIES, VALVES, DUMPS, HOSES, PRESSURE VACUUM VENTS OR OTHER SIMILAR COMPONENTS), RELIANCE, STATUTORY, SPECIAL, PUNITIVE OR EXEMPLARY DAMAGES, INCLUDING, BUT NOT LIMITED TO, LOST PROFITS, LOSS OF USE, LOSS OF TIME, LOSS OF REVENUES, INCONVENIENCE, LOSS BUSINESS OPPORTUNITIES, OR DAMAGE TO GOOD WILL OR REPUTATION, EVEN IF ADVISED OF THE POSSIBILITY OF SUCH DAMAGES OR SUCH DAMAGES COULD HAVE BEEN REASONABLY FORESEEN, IN CONNECTION WITH, ARISING OUT OF, OR AS A RESULT OF, THE SALE, DELIVERY, SERVICING, USE OR LOSS OF USE OF THE PRODUCTS SOLD HEREUNDER, OR FOR ANY LIABILITY OF BUYER TO ANY THIRD PARTY WITH RESPECT THERETO.

7. Reformation. If any term or provision of this Warranty shall be held or deemed to be, or shall in fact be, invalid, inoperative, illegal or unenforceable as applied in any case or in any jurisdiction or jurisdictions because of the conflicting nature of any provision with any constitution or statute or rule of public policy or for any other reason, then: (a) such circumstance shall not have the effect of rendering the provision or provisions in question invalid, inoperative, illegal or unenforceable in any other jurisdiction or in any other case or circumstance or of rendering any other provision or provisions herein contained invalid, inoperative, illegal or unenforceable to the extent that such other provisions are not themselves actually in conflict with such constitution, statute or rule of public policy; and (b) any such invalid, inoperative, illegal or unenforceable provision shall be reformed and construed in any such jurisdiction or case so that such provision would be valid, operative and enforceable to the maximum extent permitted in such jurisdiction or case.

8. Headings. The headings contained herein are for convenience and reference only, and shall be given no effect in the interpretation of any term or condition of this Warranty.

9. Submitting a Warranty Claim. To request coverage under this Warranty you must submit a claim through Company's_website:
https://www.unitedplastic.com/contact/product-support/

10. Transferability. This Warranty is transferable and entitles the transferee to coverage for the remainder of the original warranty period.

11. Modification. This Warranty may be modified (a) as set forth on a binding sales order for the Product or (b) by a written agreement between Company and the Owner.

# Exhibit A

Covered Product List

- Poly-Tanks®
- PolySide® Wetside Tanks
- Defender™ Skid Tanks
- Ellip-T™ Elliptical Tanks
- ARFF Tanks

Pierce

# Fire and Rescue Apparatus

## Ten (10) Year Structural Integrity

## Apparatus Body

# Limited Warranty

### 1. LIMITED WARRANTY

Subject to the limitations and exclusions set forth below, Pierce Manufacturing provides the following warranty to the Buyer:

| | |
|---|---|
| **Coverage:** | **The apparatus body shall be free from structural failures caused by defects in material and workmanship** |
| **Warranty Begins:** | **The date of the original purchase invoice (issued when the product ships from the factory).** |
| **Warranty Period Ends After:** | **Ten (10) Years<br>- or -<br>100,000 Miles** |
| **Conditions and Exclusions:**<br><br>**See Also Paragraphs 2 thru 4** | **This warranty applies only to the body tubular support and mounting structures and other structural components of the body of the vehicle model, as identified in the Pierce specifications for the Fire and Rescue Apparatus.**<br><br>**This warranty does not apply to damage caused by corrosion.** |

This limited warranty shall apply only if the product is properly maintained in accordance with Pierce's maintenance instructions and manuals and is used in service which is normal to the particular model. Normal service means service which does not subject the product to stresses or impacts greater than normally result from careful use. If the Buyer discovers a defect or nonconformity, it must notify Pierce in writing within thirty (30) days after the date of discovery, but in any event prior to the expiration of the warranty period. THIS LIMITED WARRANTY MAY NOT BE ASSIGNED OR OTHERWISE TRANSFERRED BY THE BUYER TO ANY SUBSEQUENT USER OR PURCHASER OR TO ANY OTHER PERSON OR ENTITY.

Notwithstanding anything to the contrary herein, Pierce makes no warranty whatsoever as to:

(a) any integral parts, components, attachments or trade accessories of or to the product that are not manufactured by Pierce, including but not limited to engines, transmissions, drivelines, axles, water pumps and generators; with respect to all such parts, components, attachments and accessories, Pierce shall assign to Buyer the applicable warranties, if any, made by the respective manufacturers thereof;

(b) any vehicle, chassis, or component, part, attachment or accessory damaged by misuse, neglect, fire, exposure to severe environmental or chemical conditions, acidic environment, improper maintenance, accident, crash, or force majeure such as natural disaster, lightning, earthquake, windstorm, hail, flood, war or riot;

(c) any vehicle, chassis or component, part, attachment or accessory that has been repaired, altered or assembled in any way by any person or entity other than Pierce which, in the sole judgment of Pierce, adversely affects the performance, stability or purpose for which it was manufactured; or

(d) products or parts which may in the ordinary course wear out and have to be replaced during the warranty period, including, but not limited to, tires, fluids, gaskets and light bulbs. Pierce assumes no responsibility for the assembly of its parts or subassemblies into finishing products or vehicles unless the assembly is performed by Pierce.

The original purchaser may void this warranty in part or in its entirety if the product is repaired or replaced (a) without prior written approval of the Pierce Customer Service Department; or (b) at a facility which has not been approved by Pierce as to technical capability. Any repairs, modifications, alterations or aftermarket parts added after manufacture without the authorization of Pierce may void this warranty.

### 2. DISCLAIMERS OF WARRANTIES

THE WARRANTY SET FORTH IN PARAGRAPH 1 IS THE SOLE AND EXCLUSIVE WARRANTY GIVEN BY PIERCE. PIERCE HEREBY DISCLAIMS AND EXCLUDES ALL OTHER WARRANTIES, WHETHER EXPRESS, IMPLIED OR STATUTORY, INCLUDING WITHOUT LIMITATION ANY WARRANTY OF MERCHANTABILITY, ANY WARRANTY OF FITNESS FOR A PARTICULAR PURPOSE, AND ANY WARRANTIES ARISING FROM COURSE OF DEALING OR USAGE OF TRADE.

### 3. BUYER'S EXCLUSIVE REMEDY.

If the product fails to conform to the warranty set forth in paragraph 1 during the warranty period, and such nonconformity is not due to misuse, neglect, accident or improper maintenance, Buyer must notify Pierce within the time period specified in paragraph 1, and shall make the product available for inspection by Pierce or its designated agent. At the request of Pierce, any allegedly defective product shall be returned to Pierce by Buyer for examination and/or repair. Buyer shall be responsible for the cost of such transportation, and for risk of loss of or damage to the product during transportation. Within a reasonable time, Pierce shall repair or replace (at Pierce's option and expense) any nonconforming or defective parts. Repair or replacement shall be made only by a facility approved in advance in writing by Pierce. THIS REMEDY SHALL BE THE EXCLUSIVE AND SOLE REMEDY FOR ANY BREACH OF WARRANTY.

### 4. EXCLUSION OF CONSEQUENTIAL AND INCIDENTAL DAMAGES.

Notwithstanding anything to the contrary herein or in any agreement between Pierce and Buyer, IN NO EVENT SHALL PIERCE BE LIABLE FOR ANY CONSEQUENTIAL, INCIDENTAL, SPECIAL, INDIRECT, OR PUNITIVE DAMAGES WHATSOEVER, WHETHER ARISING OUT OF BREACH OF CONTRACT, WARRANTY, TORT (INCLUDING NEGLIGENCE AND STRICT LIABILITY) OR OTHER THEORY OF LAW OR EQUITY, WITH RESPECT TO VEHICLES OR OTHER PRODUCTS SOLD BY PIERCE, OR THEIR OPERATION OR FAILURE TO OPERATE, OR ANY DEFECTS THEREIN, OR ANY UNDERTAKINGS, ACTS OR OMISSIONS RELATED THERETO, REGARDLESS OF WHETHER PIERCE HAS BEEN INFORMED OF THE POSSIBILITY OF ANY SUCH DAMAGES. Without limiting the generality of the foregoing, Pierce specifically disclaims any liability for property or personal injury damages, penalties, damages for lost profits or revenues, loss of vehicles or products or any associated equipment, cost of substitute vehicles or products, down-time, delay damages, any other types of economic loss, or for any claims by any third party for any such damages.

*Note: Any Surety Bond, if a part of the sale of the vehicle as to which this limited warranty is provided, applies only to this Pierce Basic One Year Limited Warranty for such vehicle, and not to other warranties made by Pierce in a separate document (if any) or to the warranties (if any) made by any manufacturer (other than Pierce) of any part, component, attachment or accessory that is incorporated into or attached to the vehicle.*

# Waterous Seven-Year Limited Warranty

WATEROUS warrants, to the original Buyer only, that products manufactured by WATEROUS will be free from defects in material and workmanship under normal use and service for a period of seven (7) years from the date the product is first placed in service, or seven and one-half (7-1/2) years from the date of shipment by WATEROUS, whichever period shall be the first to expire; provided the Buyer notifies WATEROUS, in writing, of the defect in said product within the warranty period, and said product is found by WATEROUS to be nonconforming with the aforesaid warranty. When required in writing by WATEROUS, defective products must be promptly returned by Buyer to WATEROUS at WATEROUS' plant at South St. Paul, Minnesota, or at such other place as may be specified by WATEROUS, with transportation and other charges prepaid. A Returned Material Authorization (RMA) is required for all products and parts and may be requested by phone, fax, email, or mail. The aforesaid warranty excludes any responsibility or liability of WATEROUS for:

(a) damages or defects due to accident, abuse, misuse, abnormal operating conditions, negligence, accidental causes, use in non-firefighting applications, or improper maintenance, or attributable to written specifications or instructions furnished by Buyer;

(b) defects in products manufactured by others and furnished by WATEROUS hereunder, it being understood and agreed by the parties that the only warranty provided for such products shall be the warranty provided by the manufacturer thereof which, if assignable, WATEROUS will assign to Buyer, if requested by Buyer;

(c) any product or part, altered, modified, serviced or repaired other than by WATEROUS, without its prior written consent;

(d) the cost of dismantling, removing, transporting, storing, or insuring the defective product or part and the cost of reinstallation; and

(e) normal wear items (packing, strainers, filters, light bulbs, anodes, intake screens, mechanical seals, etc.).

**ALL OTHER WARRANTIES ARE EXCLUDED, WHETHER EXPRESS OR IMPLIED BY OPERATION OF LAW OR OTHERWISE, INCLUDING ALL IMPLIED WARRANTIES OF MERCHANTABILITY OR FITNESS FOR A PARTICULAR PURPOSE. IN NO EVENT, WHETHER AS A RESULT OF BREACH OF CONTRACT, WARRANTY, TORT (INCLUDING NEGLIGENCE), STRICT LIABILITY, OR ANY OTHER CAUSE OF ACTION, SHALL WATEROUS BE LIABLE FOR ANY PUNITIVE, SPECIAL, INCIDENTAL OR CONSEQUENTIAL DAMAGES, OR FOR PERSONAL INJURY OR PROPERTY DAMAGES.**

The exclusive remedy of Buyer and the sole liability of WATEROUS, whether based on contract, warranty, tort or any other basis of recovery whatsoever, is expressly limited at the election of WATEROUS to:

(a) the replacement at the agreed point of delivery of any product or part, which upon inspection by WATEROUS or its duly authorized representative, is found not to conform to the limited warranty set forth above, or

(b) the repair of such product or part, or

(c) the refund or crediting to Buyer of the net sales price of the defective product or part.

**BUYER'S REMEDIES CONTAINED HEREIN ARE EXCLUSIVE OF ANY OTHER REMEDY OTHERWISE AVAILABLE TO BUYER.**

**Waterous Company**
**125 Hardman Avenue South**
**South St. Paul, MN 55075 USA**
**www.waterousco.com**

WATEROUS

F-2891 (04/15/20)

Pierce

Fire and Rescue Apparatus

# Ten (10) Year Material and Workmanship Stainless Steel Piping

# Limited Warranty

## 1. LIMITED WARRANTY

Subject to the limitations and exclusions set forth below, Pierce Manufacturing provides the following warranty to the Buyer:

| | |
|---|---|
| **Coverage:** | **Stainless steel piping shall be free from structural failures caused by defects in material and workmanship, or perforation caused by corrosion.** |
| **Warranty Begins:** | **The date of the original purchase invoice (issued when the product ships from the factory).** |
| **Warranty Period Ends After:** | **Ten (10) Years<br>- or -<br>100,000 Miles** |
| **Conditions and Exclusions:**<br><br>**See Also Paragraphs 2 thru 4** | **Pierce's obligation under this warranty is limited to repairing or replacing without charge, as Pierce may elect, the stainless steel piping or components which Pierce determines to have failed due to defective material and workmanship, or perforation caused by corrosion.**<br><br>**This warranty does not cover the use of fluoroprotein (FP) type foam. The sodium chloride within FP foam can cause long-term damage to system components if not thoroughly flushed immediately after use.** |

This limited warranty shall apply only if the product is properly maintained in accordance with Pierce's maintenance instructions and manuals and is used in service which is normal to the particular model. Normal service means service which does not subject the product to stresses or impacts greater than normally result from careful use. If the Buyer discovers a defect or nonconformity, it must notify Pierce in writing within thirty (30) days after the date of discovery, but in any event prior to the expiration of the warranty period. THIS LIMITED WARRANTY MAY NOT BE ASSIGNED OR OTHERWISE TRANSFERRED BY THE BUYER TO ANY SUBSEQUENT USER OR PURCHASER OR TO ANY OTHER PERSON OR ENTITY.

Notwithstanding anything to the contrary herein, Pierce makes no warranty whatsoever as to:

(a) any integral parts, components, attachments or trade accessories of or to the product that are not manufactured by Pierce, including but not limited to engines, transmissions, drivelines, axles, water pumps and generators; with respect to all such parts, components, attachments and accessories, Pierce shall assign to Buyer the applicable warranties, if any, made by the respective manufacturers thereof;

(b) any vehicle, chassis, or component, part, attachment or accessory damaged by misuse, neglect, fire, exposure to severe environmental or chemical conditions, acidic environment, improper maintenance, accident, crash, or force majeure such as natural disaster, lightning, earthquake, windstorm, hail, flood, war or riot;

(c) any vehicle, chassis or component, part, attachment or accessory that has been repaired, altered or assembled in any way by any person or entity other than Pierce which, in the sole judgment of Pierce, adversely affects the performance, stability or purpose for which it was manufactured; or

(d) products or parts which may in the ordinary course wear out and have to be replaced during the warranty period, including, but not limited to, tires, fluids, gaskets and light bulbs. Pierce assumes no responsibility for the assembly of its parts or subassemblies into finishing products or vehicles unless the assembly is performed by Pierce.

The original purchaser may void this warranty in part or in its entirety if the product is repaired or replaced (a) without prior written approval of the Pierce Customer Service Department; or (b) at a facility which has not been approved by Pierce as to technical capability. Any repairs, modifications, alterations or aftermarket parts added after manufacture without the authorization of Pierce may void this warranty.

## 2. DISCLAIMERS OF WARRANTIES

THE WARRANTY SET FORTH IN PARAGRAPH 1 IS THE SOLE AND EXCLUSIVE WARRANTY GIVEN BY PIERCE. PIERCE HEREBY DISCLAIMS AND EXCLUDES ALL OTHER WARRANTIES, WHETHER EXPRESS, IMPLIED OR STATUTORY, INCLUDING WITHOUT LIMITATION ANY WARRANTY OF MERCHANTABILITY, ANY WARRANTY OF FITNESS FOR A PARTICULAR PURPOSE, AND ANY WARRANTIES ARISING FROM COURSE OF DEALING OR USAGE OF TRADE.

## 3. BUYER'S EXCLUSIVE REMEDY.

If the product fails to conform to the warranty set forth in paragraph 1 during the warranty period, and such nonconformity is not due to misuse, neglect, accident or improper maintenance, Buyer must notify Pierce within the time period specified in paragraph 1, and shall make the product available for inspection by Pierce or its designated agent. At the request of Pierce, any allegedly defective product shall be returned to Pierce by Buyer for examination and/or repair. Buyer shall be responsible for the cost of such transportation, and for risk of loss of or damage to the product during transportation. Within a reasonable time, Pierce shall repair or replace (at Pierce's option and expense) any nonconforming or defective parts. Repair or replacement shall be made only by a facility approved in advance in writing by Pierce. THIS REMEDY SHALL BE THE EXCLUSIVE AND SOLE REMEDY FOR ANY BREACH OF WARRANTY.

## 4. EXCLUSION OF CONSEQUENTIAL AND INCIDENTAL DAMAGES.

Notwithstanding anything to the contrary herein or in any agreement between Pierce and Buyer, IN NO EVENT SHALL PIERCE BE LIABLE FOR ANY CONSEQUENTIAL, INCIDENTAL, SPECIAL, INDIRECT, OR PUNITIVE DAMAGES WHATSOEVER, WHETHER ARISING OUT OF BREACH OF CONTRACT, WARRANTY, TORT (INCLUDING NEGLIGENCE AND STRICT LIABILITY) OR OTHER THEORY OF LAW OR EQUITY, WITH RESPECT TO VEHICLES OR OTHER PRODUCTS SOLD BY PIERCE, OR THEIR OPERATION OR FAILURE TO OPERATE, OR ANY DEFECTS THEREIN, OR ANY UNDERTAKINGS, ACTS OR OMISSIONS RELATED THERETO, REGARDLESS OF WHETHER PIERCE HAS BEEN INFORMED OF THE POSSIBILITY OF ANY SUCH DAMAGES. Without limiting the generality of the foregoing, Pierce specifically disclaims any liability for property or personal injury damages, penalties, damages for lost profits or revenues, loss of vehicles or products or any associated equipment, cost of substitute vehicles or products, down-time, delay damages, any other types of economic loss, or for any claims by any third party for any such damages.

*Note: Any Surety Bond, if a part of the sale of the vehicle as to which this limited warranty is provided, applies only to this Pierce Basic One Year Limited Warranty for such vehicle, and not to other warranties made by Pierce in a separate document (if any) or to the warranties (if any) made by any manufacturer (other than Pierce) of any part, component, attachment or accessory that is incorporated into or attached to the vehicle.*

# Fire and Rescue Apparatus

## Ten (10) Year Pro-Rated Paint and Corrosion
## Custom Body

# Limited Warranty

**1. LIMITED WARRANTY**

Subject to the limitations and exclusions set forth below, Pierce Manufacturing provides the following warranty to the Buyer:

| | |
|---|---|
| **Coverage:** | **Exterior surfaces of the body shall be free from blistering, peeling, corrosion or any other adhesion defect caused by defective manufacturing methods or paint material selection.** |
| **Warranty Begins:** | **The date of the original purchase invoice (issued when the product ships from the factory).** |
| **Warranty Period Ends After:** | **Ten (10) Years** |
| **Conditions and Exclusions:**<br><br>**See Also Paragraphs 2 thru 4** | **This limited warranty is applicable to the vehicle in the following percentage costs of warranty repair, if any:**<br><br>**Topcoat Durability & Appearance: Gloss, Color Retention & Cracking**<br>**0-72 months 100%**<br>**73-96 months 50%**<br>**97-120 months 25%**<br><br>**Integrity of Coating System: Adhesion, Blistering/Bubbling**<br>**0-36 months 100%**<br>**37-84 months 50%**<br>**85-120 months 25%**<br><br>**Corrosion: Dissimilar Metal and Crevice**<br>**0-36 months 100%**<br>**37-48 months 50%**<br>**49-72 months 25%**<br>**73-120 months 10%**<br><br>**Corrosion Perforation**<br>**0-120 months 100%**<br><br>**This limited warranty applies only to exterior paint. Paint on the vehicle's interior is warranted only under the Pierce Basic One Year Limited Warranty.**<br><br>**Items not covered by this warranty include:**<br>**(a) Damage from lack of maintenance and cleaning (proper cleaning and maintenance procedures are detailed in the Pierce operation and maintenance manual).**<br>**(b) UV paint fade.**<br>**(c) Any cab not manufactured by Pierce.** |

This limited warranty shall apply only if the product is properly maintained in accordance with Pierce's maintenance instructions and manuals and is used in service which is normal to the particular model. Normal service means service which does not subject the product to stresses or impacts greater than normally result from careful use. If the Buyer discovers a defect or nonconformity, it must notify Pierce in writing within thirty (30) days after the date of discovery, but in any event prior to the expiration of the warranty period. THIS LIMITED WARRANTY MAY NOT BE ASSIGNED OR OTHERWISE TRANSFERRED BY THE BUYER TO ANY SUBSEQUENT USER OR PURCHASER OR TO ANY OTHER PERSON OR ENTITY.

Notwithstanding anything to the contrary herein, Pierce makes no warranty whatsoever as to:

(a) any integral parts, components, attachments or trade accessories of or to the product that are not manufactured by Pierce, including but not limited to engines, transmissions, drivelines, axles, water pumps and generators; with respect to all such parts, components, attachments and accessories, Pierce shall assign to Buyer the applicable warranties, if any, made by the respective manufacturers thereof;

(b) any vehicle, chassis, or component, part, attachment or accessory damaged by misuse, neglect, fire, exposure to severe environmental or chemical conditions, acidic environment, improper maintenance, accident, crash, or force majeure such as natural disaster, lightning, earthquake, windstorm, hail, flood, war or riot;

(c) any vehicle, chassis or component, part, attachment or accessory that has been repaired, altered or assembled in any way by any person or entity other than Pierce which, in the sole judgment of Pierce, adversely affects the performance, stability or purpose for which it was manufactured; or

(d) products or parts which may in the ordinary course wear out and have to be replaced during the warranty period, including, but not limited to, tires, fluids, gaskets and light bulbs. Pierce assumes no responsibility for the assembly of its parts or subassemblies into finishing products or vehicles unless the assembly is performed by Pierce.

The original purchaser may void this warranty in part or in its entirety if the product is repaired or replaced (a) without prior written approval of the Pierce Customer Service Department; or (b) at a facility which has not been approved by Pierce as to technical capability. Any repairs, modifications, alterations or aftermarket parts added after manufacture without the authorization of Pierce may void this warranty.

**2. DISCLAIMERS OF WARRANTIES**

THE WARRANTY SET FORTH IN PARAGRAPH 1 IS THE SOLE AND EXCLUSIVE WARRANTY GIVEN BY PIERCE. PIERCE HEREBY DISCLAIMS AND EXCLUDES ALL OTHER WARRANTIES, WHETHER EXPRESS, IMPLIED OR STATUTORY, INCLUDING WITHOUT LIMITATION ANY WARRANTY OF MERCHANTABILITY, ANY WARRANTY OF FITNESS FOR A PARTICULAR PURPOSE, AND ANY WARRANTIES ARISING FROM COURSE OF DEALING OR USAGE OF TRADE.

**3. BUYER'S EXCLUSIVE REMEDY.**

If the product fails to conform to the warranty set forth in paragraph 1 during the warranty period, and such nonconformity is not due to misuse, neglect, accident or improper maintenance, Buyer must notify Pierce within the time period specified in paragraph 1, and shall make the product available for inspection by Pierce or its designated agent. At the request of Pierce, any allegedly defective product shall be returned to Pierce by Buyer for examination and/or repair. Buyer shall be responsible for the cost of such transportation, and for risk of loss of or damage to the product during transportation. Within a reasonable time, Pierce shall repair or replace (at Pierce's option and expense) any nonconforming or defective parts. Repair or replacement shall be made only by a facility approved in advance in writing by Pierce. THIS REMEDY SHALL BE THE EXCLUSIVE AND SOLE REMEDY FOR ANY BREACH OF WARRANTY.

**4. EXCLUSION OF CONSEQUENTIAL AND INCIDENTAL DAMAGES.**

Notwithstanding anything to the contrary herein or in any agreement between Pierce and Buyer, IN NO EVENT SHALL PIERCE BE LIABLE FOR ANY CONSEQUENTIAL, INCIDENTAL, SPECIAL, INDIRECT, OR PUNITIVE DAMAGES WHATSOEVER, WHETHER ARISING OUT OF BREACH OF CONTRACT, WARRANTY, TORT (INCLUDING NEGLIGENCE AND STRICT LIABILITY) OR OTHER THEORY OF LAW OR EQUITY, WITH RESPECT TO VEHICLES OR OTHER PRODUCTS SOLD BY PIERCE, OR THEIR OPERATION OR FAILURE TO OPERATE, OR ANY DEFECTS THEREIN, OR ANY UNDERTAKINGS, ACTS OR OMISSIONS RELATED THERETO, REGARDLESS OF WHETHER PIERCE HAS BEEN INFORMED OF THE POSSIBILITY OF ANY SUCH DAMAGES. Without limiting the generality of the foregoing, Pierce specifically disclaims any liability for property or personal injury damages, penalties, damages for lost profits or revenues, loss of vehicles or products or any associated equipment, cost of substitute vehicles or products, down-time, delay damages, any other types of economic loss, or for any claims by any third party for any such damages.

*Note: Any Surety Bond, if a part of the sale of the vehicle as to which this limited warranty is provided, applies only to this Pierce Basic One Year Limited Warranty for such vehicle, and not to other warranties made by Pierce in a separate document (if any) or to the warranties (if any) made by any manufacturer (other than Pierce) of any part, component, attachment or accessory that is incorporated into or attached to the vehicle.*

**2/8/2010 WA0057**

# Fire and Rescue Apparatus

## Three (3) Year Material and Workmanship
## Goldstar® Gold Leaf Lamination

## *Limited Warranty*

**1. LIMITED WARRANTY**

Subject to the limitations and exclusions set forth below, Pierce Manufacturing provides the following warranty to the Buyer:

| | |
|---|---|
| **Coverage:** | **Each Goldstar® gold leaf lamination shall be free from defects in material and workmanship.** |
| **Warranty Begins:** | **The date of the original purchase invoice (issued when the product ships from the factory).** |
| **Warranty Period Ends After:** | **Three (3) Years** |
| **Conditions and Exclusions:**<br><br>**See Also Paragraphs 2 thru 4** | **This warranty does not cover damage from lack of maintenance and cleaning (proper cleaning and maintenance procedures are detailed in the Pierce operation and maintenance manual).** |

This limited warranty shall apply only if the product is properly maintained in accordance with Pierce's maintenance instructions and manuals and is used in service which is normal to the particular model. Normal service means service which does not subject the product to stresses or impacts greater than normally result from careful use. If the Buyer discovers a defect or nonconformity, it must notify Pierce in writing within thirty (30) days after the date of discovery, but in any event prior to the expiration of the warranty period. THIS LIMITED WARRANTY MAY NOT BE ASSIGNED OR OTHERWISE TRANSFERRED BY THE BUYER TO ANY SUBSEQUENT USER OR PURCHASER OR TO ANY OTHER PERSON OR ENTITY.

Notwithstanding anything to the contrary herein, Pierce makes no warranty whatsoever as to:

(a) any integral parts, components, attachments or trade accessories of or to the product that are not manufactured by Pierce, including but not limited to engines, transmissions, drivelines, axles, water pumps and generators; with respect to all such parts, components, attachments and accessories, Pierce shall assign to Buyer the applicable warranties, if any, made by the respective manufacturers thereof;

(b) any vehicle, chassis, or component, part, attachment or accessory damaged by misuse, neglect, fire, exposure to severe environmental or chemical conditions, acidic environment, improper maintenance, accident, crash, or force majeure such as natural disaster, lightning, earthquake, windstorm, hail, flood, war or riot;

(c) any vehicle, chassis or component, part, attachment or accessory that has been repaired, altered or assembled in any way by any person or entity other than Pierce which, in the sole judgment of Pierce, adversely affects the performance, stability or purpose for which it was manufactured; or

(d) products or parts which may in the ordinary course wear out and have to be replaced during the warranty period, including, but not limited to, tires, fluids, gaskets and light bulbs. Pierce assumes no responsibility for the assembly of its parts or subassemblies into finishing products or vehicles unless the assembly is performed by Pierce.

The original purchaser may void this warranty in part or in its entirety if the product is repaired or replaced (a) without prior written approval of the Pierce Customer Service Department; or (b) at a facility which has not been approved by Pierce as to technical capability. Any repairs, modifications, alterations or aftermarket parts added after manufacture without the authorization of Pierce may void this warranty.

**2. DISCLAIMERS OF WARRANTIES**

THE WARRANTY SET FORTH IN PARAGRAPH 1 IS THE SOLE AND EXCLUSIVE WARRANTY GIVEN BY PIERCE. PIERCE HEREBY DISCLAIMS AND EXCLUDES ALL OTHER WARRANTIES, WHETHER EXPRESS, IMPLIED OR STATUTORY, INCLUDING WITHOUT LIMITATION ANY WARRANTY OF MERCHANTABILITY, ANY WARRANTY OF FITNESS FOR A PARTICULAR PURPOSE, AND ANY WARRANTIES ARISING FROM COURSE OF DEALING OR USAGE OF TRADE.

**3. BUYER'S EXCLUSIVE REMEDY.**

If the product fails to conform to the warranty set forth in paragraph 1 during the warranty period, and such nonconformity is not due to misuse, neglect, accident or improper maintenance, Buyer must notify Pierce within the time period specified in paragraph 1, and shall make the product available for inspection by Pierce or its designated agent. At the request of Pierce, any allegedly defective product shall be returned to Pierce by Buyer for examination and/or repair. Buyer shall be responsible for the cost of such transportation, and for risk of loss of or damage to the product during transportation. Within a reasonable time, Pierce shall repair or replace (at Pierce's option and expense) any nonconforming or defective parts. Repair or replacement shall be made only by a facility approved in advance in writing by Pierce. THIS REMEDY SHALL BE THE EXCLUSIVE AND SOLE REMEDY FOR ANY BREACH OF WARRANTY.

**4. EXCLUSION OF CONSEQUENTIAL AND INCIDENTAL DAMAGES.**

Notwithstanding anything to the contrary herein or in any agreement between Pierce and Buyer, IN NO EVENT SHALL PIERCE BE LIABLE FOR ANY CONSEQUENTIAL, INCIDENTAL, SPECIAL, INDIRECT, OR PUNITIVE DAMAGES WHATSOEVER, WHETHER ARISING OUT OF BREACH OF CONTRACT, WARRANTY, TORT (INCLUDING NEGLIGENCE AND STRICT LIABILITY) OR OTHER THEORY OF LAW OR EQUITY, WITH RESPECT TO VEHICLES OR OTHER PRODUCTS SOLD BY PIERCE, OR THEIR OPERATION OR FAILURE TO OPERATE, OR ANY DEFECTS THEREIN, OR ANY UNDERTAKINGS, ACTS OR OMISSIONS RELATED THERETO, REGARDLESS OF WHETHER PIERCE HAS BEEN INFORMED OF THE POSSIBILITY OF ANY SUCH DAMAGES. Without limiting the generality of the foregoing, Pierce specifically disclaims any liability for property or personal injury damages, penalties, damages for lost profits or revenues, loss of vehicles or products or any associated equipment, cost of substitute vehicles or products, down-time, delay damages, any other types of economic loss, or for any claims by any third party for any such damages.

*Note: Any Surety Bond, if a part of the sale of the vehicle as to which this limited warranty is provided, applies only to this Pierce Basic One Year Limited Warranty for such vehicle, and not to other warranties made by Pierce in a separate document (if any) or to the warranties (if any) made by any manufacturer (other than Pierce) of any part, component, attachment or accessory that is incorporated into or attached to the vehicle.*

**2/22/2010 WA0018**

# 5 DEALER SUPPLIED PRODUCTS AND/OR SERVICES

## Exhibit "D"

## PROPOSAL INTRDUCTION

With over three decades of industry expertise, Golden State Fire Apparatus, Inc. (GSFA) proudly stands as the premier authorized dealership for top-tier fire apparatus in Central and Northern California. Our steadfast commitment to detail and customer satisfaction has earned us a trusted reputation among first responders.

We sincerely appreciate the opportunity to present this comprehensive proposal for a PIERCE MANUFACTURING, INC. ENFORCER 1500 GPM TYPE 1 FIRE ENGINE. Your consideration of this proposal is greatly valued, and we are eager for the opportunity to support your department with the highest level of excellence and professionalism.

## DEALER-SUPPLIED PRODUCTS AND SERVICES

Golden State Fire Apparatus Inc. (GSFA) will furnish the following items and/or services before final delivery so that all necessary components and support are in place, contributing to an efficient final delivery process. Please refer to the detailed list below for a comprehensive overview of the products and/or services included:

## AUTHORIZED MANUFACTURER

In accordance with the State of California Vehicle Code, specifically Section 11701, it is mandated that "every manufacturer of a vehicle subject to registration shall make application to the Department of Motor Vehicles (DMV) for a license containing a general distinguishing number." The manufacturer, as of the proposal submission, holds a valid license in compliance with this requirement and is prepared to furnish a copy upon request. This adherence to regulatory standards ensures that the manufacturer maintains a current and official status, promoting transparency and compliance with legal requirements throughout the duration of the proposal and subsequent processes.

## AUTHORIZED DEALERSHIP

In compliance with the State of California Vehicle Code, specifically Section 11701, it is mandated that "a dealer in vehicles of a type subject to registration shall make application to the Department of Motor Vehicles (DMV) for a license containing a general distinguishing number." Golden State Fire Apparatus, Inc. possesses a valid license at the time of the bid, as detailed above, and can promptly provide a copy upon request. This adherence to regulatory standards ensures that the dealership maintains a current and official status, promoting transparency and compliance with legal requirements throughout the duration of the proposal and subsequent processes.

## AUTHORIZED SALES REPRESENTATIVE

In accordance with the State of California Vehicle Code, specifically Section 11800, it is expressly prohibited for any individual to function as a vehicle salesperson without obtaining a license issued by the Department of Motor Vehicles (DMV). The representative, at the time of

proposal, holds a valid vehicle salesperson's license and is ready to furnish a copy upon request. This adherence to regulatory standards ensures that the sales representative maintains a current and official status, promoting transparency and compliance with legal requirements throughout the bidding process and subsequent phases.

**VEHICLE REGISTRATION**

In adherence to the State of California Vehicle Code Section 11739, it is mandated that the "dealer of a new motor vehicle sale is responsible for applying for the title, securing vehicle registration, and obtaining license plates for the Customer" through the Department of Motor Vehicles (DMV). Being a factory-authorized dealer of the vehicle being sold, Golden State Fire Apparatus, Inc. is duly authorized to register the vehicle with the State of California as a new vehicle manufacturer.

GSFA is committed to facilitating an excellent vehicle ownership experience for the customer. As such, we will manage all necessary applications and complete all transfer papers, including the application for California Exempt "E" license plates. This approach ensures compliance with regulatory requirements and a hassle-free registration process for our valued customers.

**WEEKLY PROGRESS PHOTOGRAPHS**

GSFA is committed to ensuring transparency and comprehensive reporting throughout the construction process of the apparatus. To achieve this, GSFA will provide weekly photographs capturing various stages of the apparatus or major components under construction.

Commencing from the initiation of the manufacturing process, the photographic documentation will extend throughout the entire production phase by the manufacturer. These weekly reports will offer a visual representation of the ongoing progress of the apparatus, highlighting key milestones and showcasing unique features and aspects as construction unfolds.

Our focus is to provide customers with a clear and detailed insight into the evolution of the apparatus, fostering a deeper understanding of the craftsmanship and distinct elements incorporated during the construction process. This commitment to regular, visual updates aims to enhance communication and transparency regarding the progress of the apparatus.

**CONTINGENCY RESERVE FUND**

A Contingency Reserve Fund amounting to $48,832 per unit is incorporated into the quotation to address potential change orders, unforeseen items, or necessary work that may arise during the contract. The utilization of this reserve fund is at the sole discretion of the Customer. It is essential to note that this reserve fund is not an estimate for the aforementioned contingencies, and the actual costs associated with change orders, unforeseen items, or required work may surpass the reserved amount depending on their nature.

Any unused portion of the Contingency Reserve Fund will be credited back on the final invoice. Alternatively, if not credited, the remaining funds will be promptly returned to the Customer in the form of a check following the completion of the final invoicing process. This approach guarantees financial transparency and effective management throughout the project.

**COMMUNICATION EQUIPMENT MOUNTING FUND**

A Communication Equipment Mounting Fund amounting to $2,500 per unit is incorporated into the quotation and is specifically designated to cover the expenses associated with mounting communication equipment, such as two-way radios, adhering to the directives of the Customer.

In the event that the mounting costs surpass the stipulated allowance, any additional work required can be undertaken at the prevailing shop rate. Any unused portion of the Communication Equipment Mounting Fund will be credited back on the final invoice. Alternatively, if not credited, the remaining funds will be promptly returned to the Customer in the form of a check following the completion of the final invoicing process. This approach guarantees financial transparency and effective management throughout the project.

**PRE-CONSTRUCTION, FACTORY VISIT**

A pre-construction trip to the manufacturing facility is included for three (3) Customer representatives. The primary objective of review and finalize, in detail, the specifications prior to the start of production. The pre-construction trip is anticipated to span four (4) days and three (3) nights, with scheduling details collaboratively determined between GSFA and the Customer.

GSFA will cover the costs associated with airfare, lodging, meals, and ground transportation during the stay at the manufacturer's location. Air travel will be arranged from one of the following airports: Sacramento, San Francisco, or San Jose.

It is important to note that certain costs, including Customer ground transportation within California, airport parking, luggage fees, and incidental expenses during travel to the factory, fall within the responsibility of the Customer. Furthermore, flight reservations are non-refundable, and in the event of a cancellation post-booking, the Customer will bear all associated costs, encompassing not only the original ticket cost but also any change or cancellation fees levied by the airline and/or travel agency. Additionally, flight reservations are non-transferable. This delineation aims to establish clarity and transparency regarding the allocation of responsibilities and potential costs associated with the pre-construction trip.

**FINAL INSPECTION, FACTORY VISIT**

A final inspection trip to the manufacturing facility is included for three (3) Customer representatives. The primary objective of this visit is to ensure the adherence of the apparatus to specifications and promptly identify any potential deficiencies. The final inspection trip is

anticipated to span four (4) days and three (3) nights, with scheduling details collaboratively determined between GSFA and the Customer.

GSFA will cover the costs associated with airfare, lodging, meals, and ground transportation during the stay at the manufacturer's location. Air travel will be arranged from one of the following airports: Sacramento, San Francisco, or San Jose.

It is important to note that certain costs, including Customer ground transportation within California, airport parking, luggage fees, and incidental expenses during travel to the factory, fall within the responsibility of the Customer. Furthermore, flight reservations are non-refundable, and in the event of a cancellation post-booking, the Customer will bear all associated costs, encompassing not only the original ticket cost but also any change or cancellation fees levied by the airline and/or travel agency. Additionally, flight reservations are non-transferable. This delineation aims to establish clarity and transparency regarding the allocation of responsibilities and potential costs associated with the final inspection trip.

**DELIVERY TO AUTHORIZED SERVICE FACILITY**

GSFA will deliver the apparatus to our Northern California facility located in Sacramento for a comprehensive dealer preparation inspection. This service, conducted at the expense of GSFA, aims to have the apparatus in optimal condition at the time of final delivery.

To ensure the proper break-in of all components while still under warranty, the apparatus will be delivered under its own power. The use of rail or truck freight for transportation is deemed unacceptable in order to uphold the highest standards of quality assurance during the delivery process. This approach not only aligns with warranty considerations but also emphasizes the commitment to delivering a fully operational apparatus to our valued customers.

**PRE-DELIVERY SERVICE**

Before reaching its final destination, the apparatus undergoes a pre-delivery service conducted by Golden State Emergency Vehicle Service, Inc. This service is designed to tap into the expertise of an external source, providing an experienced perspective that enhances the thoroughness of your final inspection. Our pre-delivery service covers the following areas:

1. Engine Compartment and Undercarriage:
    - Inspect for broken mounting brackets.
    - Inspect and identify locations of any fluid leaks.
    - General inspection of hoses, wiring, and linkage, focusing on potential wear points.
    - Verify correct fluid capacities for engine oil, coolant, power steering fluid, washer reservoir fluid, transmission fluid, rear-end fluid, pump transmission oil, and primer oil if applicable.

- Re-torque U-bolts to OEM specifications if equipped with leaf spring suspension (Pierce Custom chassis only).

2. Interior:
   - Confirm proper operation of doors, windows, and locks, ensuring accurate adjustment.
   - Confirm proper operation of seatbelt alarms.
   - Confirm proper operation of all compartment door alarms, as well as hose bed cover, ladder rack, light tower, and deck gun alarms.
   - Ensure functionality of auxiliary power points, interior lighting, mirror, and seat controls, and if applicable - headsets and radios.
   - Inspect upholstery for quality and condition.

3. Exterior:
   - Address reasonable paint scratches or chips.
   - Tighten any loose hardware.
   - Inspect tires and wheels, ensure proper pressure.
   - Check compartment doors for proper operation and latch fit.
   - Lubricate compartment door locks if applicable.

4. Road Test:
   - Conduct a road test with a full water tank (if applicable), covering approximately twenty miles on both city and highway roads.
   - Perform a DOT compliant brake test to verify the system is holding air.
   - Inspect brake condition, wheel seals, and ensure drive train components reach optimal operating temperatures.
   - Conduct an Allison Transmission self-diagnostic to verify fluid level, fluid and filter life, and check for fault codes.

5. Electrical:
   - Verify the operation of all lights, sirens, and other electrical accessories.

6. Pump:
   - Operate the Pressure Governor or Relief Valve, transfer valve, and check pump shift.
   - Inspect water tank, pump and plumbing for leaks and calibrate the water level gauge.
   - Ensure smooth operation of all discharge, suction, and drain valves.

7. Pierce Husky™ Foam System:

- If applicable, draft and inject clean water to ensure proper operation of the foam pump.

8. Fuel and DEF Tanks:
   - Fill the fuel tank and DEF tank prior to final delivery.

9. Wash:
   - Thoroughly wash the apparatus prior to final delivery.

This pre-delivery service assists the apparatus to meet our high standards of quality and operational efficiency before reaching its final destination.

**FINAL DELIVERY (CUSTOMER LOCATION)**

GSFA will deliver the completed Product, inclusive of any relevant equipment, spare parts, and supplies, to the Customer's specified address at GSFA's expense.

In preparation for the Product's delivery, the Customer is required to furnish GSFA with proof of liability and physical damage insurance. GSFA will withhold the release of the Product until such proof of insurance is provided.

To ensure a timely delivery process, it is incumbent upon the Customer to settle any outstanding balance owed to GSFA before or at the time the Product is completed and ready for delivery. In the event of delayed payment or delivery, GSFA reserves the right to impose a late fee and daily storage charge as outlined in the Standard Terms and Conditions until payment is received.

For compliance with insurance liability considerations, the Product will only be delivered upon full acceptance and full payment, or through a prior written agreement mutually reached between the Customer and GSFA. This ensures a secure and efficient finalization of the delivery process, aligning with both parties' obligations and safeguarding against potential liabilities.

**COMPREHENSIVE SALES AND SERVICE SUPPORT**

At GSFA, we understand that immediate response is essential - and the service and support of your apparatus should be no different. Since our founding in 1989, our mission has been to provide first responders with the highest quality, most reliable fire and emergency apparatus from top-tier manufacturers. We specialize in guiding our customers through the entire process - from apparatus evaluation and customization to final inspection - and ensuring years of reliable service through our Golden State Emergency Vehicle Service (GSEVS) division.

Golden State Emergency Vehicle Service (GSEVS)

Established in 2014, GSEVS is committed to building long-term, collaborative relationships by providing exceptional warranty and technical support. Our services cover a wide range of needs, including chassis,

electrical systems, pump, aerial, routine maintenance, equipment mounting, and pump testing - with priority given to new units sold by GSFA. Our goal is to deliver prompt, professional service and unwavering support for your apparatus.

Sacramento Facility

Our Sacramento location features a 33,814-square-foot facility with 14 working bays and a 4,500-square-foot, two-story parts distribution department. Conveniently located near Highway 99 with easy access to Interstates 80 and 50, we are positioned to serve you efficiently.

Tracy Facility (Opening Fall 2025)

Our second location in Tracy will expand our service capacity with a 49,634-square-foot facility featuring 21 working bays and a parts department equal in size to our Sacramento facility. Strategically located within the "Tracy Triangle" - bordered by I-580, I-205, and I-5 - this facility will enhance our ability to serve customers in the Bay Area and beyond.

Certified and Experienced Technicians

Our service team includes factory-trained professionals certified by Pierce, ASE, and EVT. They undergo regular training to stay current on chassis, electrical systems, and aerial devices, ensuring expert handling of any challenge. Whether it's routine maintenance or complex diagnostics, you can count on expert care and precision with every visit.

Parts

At Golden State, we're dedicated to keeping your apparatus fully operational and mission-ready. That's why we maintain a robust inventory of both Pierce and non-Pierce parts—ready for immediate deployment when you need them most. If a part isn't in stock, we expedite orders directly from the manufacturer to minimize downtime and get your unit back in service without delay.

To make the process even more efficient, our digital Parts Request Portal offers a streamlined, user-friendly experience. It provides 24/7 access to submit requests, monitor order status, and communicate directly with our team—ensuring transparent updates and quicker turnaround times every step of the way.

Mobile Service

To minimize emergency apparatus downtime, we offer a robust mobile service program for on-site repairs and maintenance.

Pre-Delivery Inspection (PDI) Process

We employ a dedicated team of Pre-Delivery Inspection (PDI) technicians solely focused on ensuring your apparatus arrives in peak condition. Before your new custom unit is delivered, it undergoes a thorough, multi-point inspection to verify quality, performance, and compliance with all specifications. Our team handles every detail of the acceptance and delivery process—so you can take ownership with complete confidence and peace of mind.

Your Single Source for Sales and Service

With Golden State Fire, you have a single point of contact for sales, service, and support - all under one roof, with two strategically located facilities to serve you better. We are confident that our combination

of expertise, customer service, and product support is unmatched by any other fire and emergency apparatus dealership in California.

**END OF EXHIBIT "D"**

GOLDEN STATE
FIRE APPARATUS

PREPARED ESPECIALLY FOR:

# SUISUN CITY FIRE DEPARTMENT

One (1) Pierce Manufacturing, Inc.
100' Enforcer Quint Aerial

Pierce.

HGACBuy
THE SMART PURCHASING SOLUTION

# TABLE OF CONTENTS

1 Product Proposal

2 Standard Terms and Conditions (Exhibit A)

3 Product Specifications (Exhibit B)

- Supporting Documents (If Applicable)
  - Electrical Analysis
  - Turning Radius Report

4 Product Warranties (Exhibit C)

5 Dealer Supplied Products and/or Services (Exhibit D)

# 1 PRODUCT PROPOSAL

# OPTION A

**100% PRE-PAYMENT**

This will be the price of the Product(s) contingent upon the Customer paying the Grand Total Purchase Price to GSFA within thirty (30) calendar days of the Executed Date pursuant to the Payment Terms

## IF YOU ELECT THIS OPTION, IT RESULTS IN A SAVINGS OF ($322,588.00) OFF OF THE GRAND TOTAL OF OPTION B

*Please note this discount is also available contingent upon a Third Party (Leasing Company) paying 100% of the Grand Total Purchase Price on behalf of the Customer to GSFA within thirty (30) calendar days of the Executed Date pursuant to the Payment Terms*

## PRODUCT PROPOSAL FOR:

**Suisun City Fire Department**
621 Pintail Drive
Suisun City, CA 94585

**Sales Consultant**
Mike Martinez
mmartinez@goldenstatefire.com
Mobile: (916) 704-7755

| SUBMITTED DATE | EXPIRATION DATE | GSFA PROPOSAL # | MANUFACTURER BID # | MANUFACTURER | CONSORTIUM |
|---|---|---|---|---|---|
| 08/12/2025 | 10/31/2025 | 40812-25A | 949 | Pierce Manufacturing Inc. | HGAC contract FS12-23, Model 23A-103 |

Golden State Fire Apparatus, Inc. ("**GSFA**") is pleased to provide this proposal for the fire apparatus(es) and equipment identified below (the "**Product**") to SUISUN CITY FIRE DEPARTMENT ("**Customer**") for consideration. This proposal (this "**Product Proposal**") includes the following exhibits attached hereto: the Standard Terms and Conditions attached as Exhibit A (the "**Terms and Conditions**"); the Product Specifications attached as Exhibit B (the "**Specifications**"); the Product Warranties attached as Exhibit C; and the Dealer Supplied Products and/or Services attached as Exhibit D (the "**Dealer Supplied Products/Services List**") (all of the foregoing, collectively, the "**Agreement**"). Through its signature below or other Acceptance (as defined on page 2), Customer acknowledges having received and read, and agrees to be bound by, the Agreement. The Agreement shall be effective as of the latest date appearing in the signature blocks below (the "**Executed Date**").

| ITEM | PRODUCT DESCRIPTION | UNIT PRICE |
|---|---|---|
| A | One (1) Pierce Manufacturing, Inc. 100' Enforcer Quint Aerial | 1,949,611.00 |
| B | ***Multiple Unit Discount*** | ***(7,333.00)*** |
| C | ***Discount for 100% Payment at Time of Order (the "Prepayment Discount")*** | ***(294,926.00)*** |
| D | SUBTOTAL | 1,647,352.00 |
| E | 9.125% State Sales Tax | 150,320.87 |
| F | California Tire Fee | 17.50 |
| G | 100% Performance Bond | 4,389.00 |
| H | **GRAND TOTAL PURCHASE PRICE** | **1,802,079.37** |

**PAYMENT TERMS** – Customer shall pay the total purchase price set forth directly above (the "**Grand Total Purchase Price**") to GSFA within thirty (30) calendar days of the Executed Date. If payment of the Grand Total Purchase Price is late, a late fee as specified in section 6 of the Terms and Conditions may be applied, and the Prepayment Discount may be adjusted, and the Grand Total Purchase Price increased in accordance with section 2.c of the Terms and Conditions. Customer shall pay any balance due as a result of Change Orders as described in the Terms and Conditions.

**MANUFACTURER** – Customer acknowledges that GSFA is not an agent of the Product manufacturer identified above ("**Manufacturer**") and is not capable of binding Manufacturer. Within five (5) business days of the Executed Date, GSFA shall submit an order form to the Manufacturer for the Product. GSFA's further performance under the Agreement is contingent upon Manufacturer's acceptance of such order form at the price and on the terms GSFA believed to be available when submitting this Product Proposal to Customer. If Manufacturer rejects such order as submitted or fails to respond to GSFA within a reasonable

amount of time, GSFA shall notify Customer in writing, and unless GSFA and Customer otherwise agree in writing, the Agreement shall then terminate and have no further force or effect.

**PRODUCT COMPLETION** – The Product shall be ready for final inspection by Customer at the manufacturing facility within approximately **48 to 51 MONTHS** after the Executed Date. The foregoing estimate is provided as a good faith approximation as of the date of submission of this Product Proposal and is subject to the Terms and Conditions.

**PREDELIVERY SERVICE** – If applicable, after transportation from the manufacturing facility and prior to final delivery or pick up, the Product shall receive those additional Products and/or services identified on the Dealer Supplied Products/Services List. It is estimated that such a service will add approximately **0.5 to 1 MONTH(S)** to the above Product completion estimate. The foregoing estimate is provided as a good faith approximation as of the date of submission of this Product Proposal and is subject to the Terms and Conditions.

**PROPOSAL EXPIRATION** – This Product Proposal supersedes any previous proposal(s) presented to Customer by GSFA and its employees and may be accepted by Customer on or before the Expiration Date identified above. Unless accepted by the Expiration Date, GSFA reserves the right to withdraw this Product Proposal or to alter its terms (including by providing updated Product pricing) prior to an order being accepted.

**PURCHASE ORDER** – Any PO shall be made out to: *Golden State Fire Apparatus, Inc. – 7400 Reese Road – Sacramento, CA 95828.*

**ACCEPTANCE** – ACCEPTANCE OF THIS PROPOSAL CREATES AN ENFORCEABLE BINDING AGREEMENT BETWEEN GSFA AND CUSTOMER. "**ACCEPTANCE**" MEANS THAT THE CUSTOMER DELIVERS TO GSFA: (A) A SIGNED COPY OF THIS PRODUCT PROPOSAL, OR (B) A SIGNED COPY OF A PURCHASE ORDER INCORPORATING THE AGREEMENT IN ITS ENTIRETY. ANY ADDITIONAL OR DIFFERENT TERMS, WHETHER CONTAINED IN CUSTOMER'S FORMS OR OTHERWISE PRESENTED BY CUSTOMER AT ANY TIME, ARE HEREBY REJECTED AND OF NO EFFECT UNLESS APPROVED IN WRITING SIGNED BY GSFA.

**COUNTERPARTS** - This Product Proposal may be executed in multiple counterparts, each of which shall be deemed an original (including copies sent to a party by electronic transmission) as against the party signing such counterpart, but which together shall constitute one and the same instrument. A signed copy of this Product Proposal delivered by facsimile, email or other means of electronic transmission will be deemed to have the same legal effect as delivery of an original signed copy of this Product Proposal. If this Product Proposal is returned to GSFA with the signature of Customer's authorized representative but without an attestation or co-signers signature, then absent Customer's written notice to the contrary, GSFA shall be entitled to rely on such single signature as sufficient evidence of the signatory's authority to execute the Agreement and bind Customer thereby.

**INTENDING TO CREATE A BINDING AGREEMENT**, Customer and GSFA have each caused this Product Proposal dated 08/12/2025, GSFA Proposal Number 40812-25A to be executed by their duly authorized representatives effective as of the Executed Date.

| **ACCEPTED AND AGREED TO BY CUSTOMER** | **ACCEPTED AND AGREED TO BY GSFA** |
|---|---|
| _____ | _____ |
| Signature of Authorized Customer Representative | Signature of Authorized GSFA Representative |
| _____ | _____ |
| Print Name | Print Name |
| _____ | _____ |
| Title | Title |
| _____ | _____ |
| Date | Date |

# OPTION B

**PAYMENT AT TIME OF DELIVERY OR PICKUP**

This will be the price of the Product(s) contingent upon the Customer paying the Grand Total Purchase Price to GSFA at time of delivery or pickup pursuant to the Payment Terms

# PRODUCT PROPOSAL FOR:

## Suisun City Fire Department

621 Pintail Drive
Suisun City, CA 94585

**Sales Consultant**
Mike Martinez
mmartinez@goldenstatefire.com
Mobile: (916) 704-7755

| SUBMITTED DATE | EXPIRATION DATE | GSFA PROPOSAL # | MANUFACTURER BID # | MANUFACTURER | CONSORTIUM |
|---|---|---|---|---|---|
| 08/12/2025 | 10/31/2025 | 40812-25B | 949 | Pierce Manufacturing Inc. | HGAC contract FS12-23, Model 23A-103 |

Golden State Fire Apparatus, Inc. ("**GSFA**") is pleased to provide this proposal for the fire apparatus(es) and equipment identified below (the "**Product**") to SUISUN CITY FIRE DEPARTMENT ("**Customer**") for consideration. This proposal (this "**Product Proposal**") includes the following exhibits attached hereto: the Standard Terms and Conditions attached as Exhibit A (the "**Terms and Conditions**"); the Product Specifications attached as Exhibit B (the "**Specifications**"); the Product Warranties attached as Exhibit C; and the Dealer Supplied Products and/or Services attached as Exhibit D (the "**Dealer Supplied Products/Services List**") (all of the foregoing, collectively, the "**Agreement**"). Through its signature below or other Acceptance (as defined on page 2), Customer acknowledges having received and read, and agrees to be bound by, the Agreement. The Agreement shall be effective as of the latest date appearing in the signature blocks below (the "**Executed Date**").

| ITEM | PRODUCT DESCRIPTION | UNIT PRICE |
|---|---|---|
| A | One (1) Pierce Manufacturing, Inc. 100' Enforcer Quint Aerial | 1,949,611.00 |
| B | *Multiple Unit Discount* | *(7,333.00)* |
| C | SUBTOTAL | 1,942,278.00 |
| D | 9.125% State Sales Tax | 177,232.87 |
| E | California Tire Fee | 17.50 |
| F | 100% Performance Bond | 5,139.00 |
| G | **GRAND TOTAL PURCHASE PRICE** | **2,124,667.37** |

**PAYMENT TERMS** – Customer shall pay the total purchase price set forth directly above (the "**Grand Total Purchase Price**") to GSFA no later than the time of GSFA's delivery of the applicable Product to Customer's address listed above (or Customer's pick up of such Product at GSFA's facilities, if approved by GSFA). GSFA shall have no obligation to deliver, or permit pick up of the Product if the Customer does not have full payment ready when the Product is complete and ready to deliver or pick up, as applicable. Customer shall pay any balance due as a result of Change Orders as described in the Terms and Conditions.

**MANUFACTURER** – Customer acknowledges that GSFA is not an agent of the Product manufacturer identified above ("**Manufacturer**") and is not capable of binding Manufacturer. Within five (5) business days of the Executed Date, GSFA shall submit an order form to the Manufacturer for the Product. GSFA's further performance under the Agreement is contingent upon Manufacturer's acceptance of such order form at the price and on the terms GSFA believed to be available when submitting this Product Proposal to Customer. If Manufacturer rejects such order as submitted or fails to respond to GSFA within a reasonable

amount of time, GSFA shall notify Customer in writing, and unless GSFA and Customer otherwise agree in writing, the Agreement shall then terminate and have no further force or effect.

**PRODUCT COMPLETION** – The Product shall be ready for final inspection by Customer at the manufacturing facility within approximately **48 to 51 MONTHS** after the Executed Date. The foregoing estimate is provided as a good faith approximation as of the date of submission of this Product Proposal and is subject to the Terms and Conditions.

**PREDELIVERY SERVICE** – If applicable, after transportation from the manufacturing facility and prior to final delivery or pick up, the Product shall receive those additional Products and/or services identified on the Dealer Supplied Products/Services List. It is estimated that such a service will add approximately **0.5 to 1 MONTH(S)** to the above Product completion estimate. The foregoing estimate is provided as a good faith approximation as of the date of submission of this Product Proposal and is subject to the Terms and Conditions.

**PROPOSAL EXPIRATION** – This Product Proposal supersedes any previous proposal(s) presented to Customer by GSFA and its employees and may be accepted by Customer on or before the Expiration Date identified above. Unless accepted by the Expiration Date, GSFA reserves the right to withdraw this Product Proposal or to alter its terms (including by providing updated Product pricing) prior to an order being accepted.

**PURCHASE ORDER** – Any PO shall be made out to: *Golden State Fire Apparatus, Inc. – 7400 Reese Road – Sacramento, CA 95828.*

**ACCEPTANCE** – ACCEPTANCE OF THIS PROPOSAL CREATES AN ENFORCEABLE BINDING AGREEMENT BETWEEN GSFA AND CUSTOMER. "**ACCEPTANCE**" MEANS THAT THE CUSTOMER DELIVERS TO GSFA: (A) A SIGNED COPY OF THIS PRODUCT PROPOSAL, OR (B) A SIGNED COPY OF A PURCHASE ORDER INCORPORATING THE AGREEMENT IN ITS ENTIRETY. ANY ADDITIONAL OR DIFFERENT TERMS, WHETHER CONTAINED IN CUSTOMER'S FORMS OR OTHERWISE PRESENTED BY CUSTOMER AT ANY TIME, ARE HEREBY REJECTED AND OF NO EFFECT UNLESS APPROVED IN WRITING SIGNED BY GSFA.

**COUNTERPARTS** - This Product Proposal may be executed in multiple counterparts, each of which shall be deemed an original (including copies sent to a party by electronic transmission) as against the party signing such counterpart, but which together shall constitute one and the same instrument. A signed copy of this Product Proposal delivered by facsimile, email or other means of electronic transmission will be deemed to have the same legal effect as delivery of an original signed copy of this Product Proposal. If this Product Proposal is returned to GSFA with the signature of Customer's authorized representative but without an attestation or co-signers signature, then absent Customer's written notice to the contrary, GSFA shall be entitled to rely on such single signature as sufficient evidence of the signatory's authority to execute the Agreement and bind Customer thereby.

**INTENDING TO CREATE A BINDING AGREEMENT**, Customer and GSFA have each caused this Product Proposal dated 08/12/2025, GSFA Proposal Number 40812-25B to be executed by their duly authorized representatives effective as of the Executed Date.

**ACCEPTED AND AGREED TO BY CUSTOMER**

_____
Signature of Authorized Customer Representative

_____
Print Name

_____
Title

_____
Date

**ACCEPTED AND AGREED TO BY GSFA**

_____
Signature of Authorized GSFA Representative

_____
Print Name

_____
Title

_____
Date

# 2 STANDARD TERMS AND CONDITIONS

## Exhibit "A"

# STANDARD TERMS AND CONDITIONS

1. Definitions.

a. "**Agreement**" has the meaning given in the Product Proposal.
b. "**Customer**" means the customer identified in the Product Proposal.
c. "**Dealer Preparation**," if applicable, means additional product(s) and/or services added or provided by GSFA after Manufacturer's completion of the Product and transportation to GSFA's premises prior to delivery to Customer, in accordance with the Dealer Supplied Products/Services List and/or a valid Change Order(s).
d. "**Dealer Supplied Products/Services List**" means the Dealer Supplied Products and/or Services List attached to the Product Proposal as Exhibit D, which reflects all Dealer Preparation under the Agreement absent a valid Change Order(s).
e. "**Grand Total Purchase Price**" means the total purchase price for the Product identified in the Product Proposal (subject to any adjustments required or permitted by these Terms and Conditions, including by the execution of a valid Change Order(s)).
f. "**GSFA**" means Golden State Fire Apparatus, Inc., a California corporation.
g. "**Manufacturer**" means the person or persons, company, firm, corporation, partnership, or other organization identified in the Product Proposal as responsible for manufacturing the Product.
h. "**Party**" or "**Parties**" means GSFA and/or Customer, as applicable.
i. "**Prepayment Discount**" means a discount to the purchase price for the Product granted to Customer in connection with Customer's advance payment of the Grand Total Purchase Price (or portion thereof, as specified in the Product Proposal), if applicable.
j. "**Product**" means the fire apparatus(es) and any associated equipment listed in the Product Proposal and further described in the Specifications.
k. "**Product Proposal**" means the GSFA proposal executed by Customer to which these Terms and Conditions are attached.
l. "**Product Warranties**" means the Manufacturer warranties for the Product attached to the Product Proposal as Exhibit C.
m. "**Specifications**" means the specifications for the Product attached to the Product Proposal as Exhibit B.
n. "**Terms and Conditions**" means these Standard Terms and Conditions, which are attached to the Product Proposal as Exhibit A.

2. Purchase and Payment.

a. Purchase. Customer agrees to purchase the Product at the Grand Total Purchase Price (as such amount may be adjusted in accordance with these Terms and Conditions), pursuant to the payment terms set forth in the Product Proposal. The Grand Total Purchase Price is payable in U.S. dollars.

b. Contingency Reserve Fund. The Grand Total Purchase Price may include an amount to be set aside for the purpose of funding any future costs or financial obligations incurred by Customer under the Product Proposal or any valid Change Order(s) (the "**Contingency Reserve Fund**"). If applicable, the amount of any required Contingency Reserve Fund will be set forth in either the Product Proposal or Exhibit D. The Contingency Reserve Fund may be withdrawn against by Customer or GSFA for the purpose of satisfying Customer's payment obligations under the initial Product Proposal or any valid Change Order(s) (including, without limitation, a Change Order submitted by GSFA pursuant to Section 8.b). If a Contingency Reserve Fund is required under the Agreement, the amount of such fund is not intended as an estimate of the actual additional costs of contingencies, Change Orders, unforeseen items or other required work that may be incurred under the Agreement after submission of the Product Proposal to Customer, which amounts Customer acknowledges may exceed the Contingency Reserve Fund amount. The balance of any Contingency Reserve Fund will be credited against Customer's payment obligations, or otherwise returned to Customer within thirty (30) calendar days of delivery of all Products under the Agreement (provided that Customer has paid all amounts owed under the Agreement as of such date).

c. Prepayment Discount. If GSFA has granted Customer a Prepayment Discount, Customer must provide each associated prepayment (each, a "**Prepayment**") within the time frame specified in the Product Proposal in order to receive such discount. Customer's failure to timely make any Prepayment may result in: (i) GSFA's termination of the Agreement; and/or (ii) Customer's loss of the Prepayment Discount for the portion of the Grand Total Purchase Price represented by such outstanding Prepayment and the application of a late fee as set forth in Section 6, in each case in GSFA's sole discretion.

d. State Sales Tax. Customer shall be responsible for the cost of state sales tax associated with, or attributable to, the Product. The taxes stated in the Product Proposal are subject to adjustment for the applicable state sales tax rate in effect at the time of delivery. Therefore, the sales tax set forth on the Product Proposal is only an estimate of such taxes and will be increased or decreased at the time of delivery if a change in the applicable sales tax rate has occurred, in which case Customer shall pay GSFA (or be refunded by GSFA) the difference in the applicable sales tax.

3. Product Completion Date. Within thirty (30) calendar days of the date on which the last required signatory executes the Product Proposal (such date, the "**Executed Date**"), GSFA shall submit to Customer a tentative Product completion date based on the then-estimated time to complete the manufacturing of the Product(s) and for the Product(s) to be ready for inspection and final approval by Customer at the manufacturing facility (which may differ from the Product completion estimate contained in the Product Proposal). Due to global supply chain constraints, any Product completion date contained herein, or in the Product Proposal, or otherwise provided to Customer, is a good faith estimate only as of the date provided to Customer, and merely an approximation based on current information available to GSFA and Manufacturer. Customer shall not be entitled to rely on any such estimate, and GSFA shall have no liability to Customer for a failure by GSFA or Manufacturer to meet any such estimate. All Product completion estimates are subject to modification and, if applicable, GSFA will provide updates to such estimates to Customer when available.

4. Stock / Demo Units. Notwithstanding any other provision contained in the Agreement (including Section 12 hereof concerning warranties), any Products constituting stock/demo unit(s) are sold to Customer on an as-is, first-come and first-served basis and GSFA makes no further representation or warranty to any customer with respect to such unit(s). Regardless of the terms of the Product Proposal, GSFA shall only be obligated to sell such stock/demo unit(s) to the first customer to enter into a purchase agreement with GSFA identifying such unit(s), and after the execution by GSFA of such agreement any subsequent purchase agreement (including the Agreement, as applicable) shall have no further force or effect with respect to such unit(s).

5. Multiple Unit Purchase. If the Grand Total Purchase Price includes pricing for multiple Products, the Product price stated in the Product Proposal shall only be valid if the quantity of Products being proposed are purchased at the same time, pursuant to the same Agreement. GSFA shall have no obligation to offer the same price for any Product if purchased by Customer pursuant to a later purchase agreement.

6. Late Fee; Storage Fee. A late fee equal to 0.033% of the outstanding portion of the Grand Total Purchase Price will be charged per calendar day for overdue payments beginning ten (10) calendar days after the payment is due and continuing for the first thirty (30) calendar days thereafter. After such thirty (30) calendar day period, the late fee shall increase to 0.044% per calendar day until payment of the outstanding portion of the Grand Total Purchase Price is received; provided that if Customer is a public agency, the foregoing late fees shall not exceed the statutory limit set forth in Section 926.10 of the California Government Code. If Customer is unable to satisfy the delivery requirements hereunder or is unwilling to take delivery of the Product, then GSFA shall be entitled to a storage charge running from the earlier of: (i) the date of delivery agreed to between GSFA and Customer (provided GSFA is willing and able to deliver the Product on such date), or (ii) twenty-one (21) calendar days after GSFA notifies Customer that the Product is available for delivery. The storage charge is equal to: (i) $175.00 per calendar day per apparatus stored, or (ii) the actual charges incurred by GSFA with a third party for storage of the Product, whichever is greater. Such storage charge shall continue until the actual time of delivery and Customer's possession of the Product, and any such storage by GSFA or such third party shall be at the sole risk of Customer.

7. Delivery; Inspection and Acceptance.

a. Delivery. Subject to Section 5 hereof, the Product is scheduled to be delivered to the location and within the time period specified in the Product Proposal. Such delivery date is an estimate, and GSFA is, notwithstanding this Section 7.a, not bound to such date unless it otherwise agrees in a separate writing to complete delivery by a date certain. For the avoidance of doubt, GSFA is not responsible for delivery delays caused by or because of actions, omissions or conduct of Customer, the Manufacturer, or their respective employees, affiliates, suppliers, contractors, and carriers. Risk of loss for the Product shall pass to Customer at the point and time of delivery (which shall include an attempted delivery by GSFA which cannot be completed due to any act or omission of Customer). However, title to the Product shall only pass to Customer upon delivery if Customer has then fully paid GSFA all amounts due hereunder (including additional amounts due under any valid Change Order). Absent GSFA's separate written agreement, which it may or may not provide in its sole and absolute discretion, delivery of the Product will not occur before Customer has fully paid all amounts due under the Agreement and provided proof of insurance reasonably satisfactory to GSFA. If GSFA permits Customer to take possession of the Product prior to such payment, Customer may not mount equipment, conduct training, or place the Product into service until all amounts due under the Agreement have been paid. If Customer has ordered multiple Products, GSFA reserves the right to deliver such Products in installments and to separately invoice Customer for such Products.

b. Inspection and Acceptance. Upon delivery, Customer shall have ten (10) calendar days within which to inspect the Product for substantial conformance to the Specifications, and in the event of substantial non-conformance to the Specifications to furnish GSFA with written notice sufficient to permit GSFA to evaluate such non-conformance ("**Notice of Nonconformance to Specifications**"). Contingent upon part availability and Customer's cooperation, any Product not in substantial conformance to material Specifications shall be remedied by GSFA (by repair or replacement, at GSFA's election) within thirty (30) calendar days from GSFA's receipt of the Notice of Nonconformance to Specifications. In the event GSFA does not receive a Notice of Nonconformance to Specifications within ten (10) calendar days of delivery, the Product will be deemed to be in conformance with Specifications and accepted by Customer.

8. Changes to Agreement Terms.

a. Change Orders. The Customer may request that GSFA incorporate a change to the Product or the Specifications for the Product, or GSFA may submit changes to the Agreement required or permitted to be made by GSFA (pursuant to Section 8.b or otherwise), by delivering a written Change Order to the other party hereto, which shall include a description of the proposed change sufficient to permit the receiving party to evaluate such change (either, a "**Change Order**"). For any Change Order submitted by Customer, GSFA will provide Customer a written response (a "**Response**") stating (i) whether GSFA will accommodate such Change Order (which GSFA may decide in its sole and absolute discretion); and (ii) the terms of the modification to the order, including any increase or decrease in the Grand Total Purchase Price resulting from such Change Order, a date on which any increase in the Grand Total Purchase Price must be paid, and an estimate of any effect on production scheduling or delivery resulting from such Change Order. Customer shall have seven (7) calendar days after receipt of the Response to notify GSFA as to whether Customer desires to make the changes GSFA has approved in the Response. In the event Customer countersigns GSFA's Response, Customer shall pay the increase (or be refunded the decrease) in the Grand Total Purchase Price by the date specified in the Response. GSFA may also send Customer a Change Order to account for any changes to the Agreement required or permitted to be made by GSFA (including those changes required pursuant to Section 8.b hereof), and such Change Order shall be effective upon delivery to Customer unless Customer elects to terminate the applicable Product order under the Agreement in accordance with Section 9.

b. Additional Changes.

i. Component Price Volatility; Increases Imposed by Manufacturer. GSFA shall not be responsible for (i) any unforeseen price increase or surcharge enacted by suppliers of major components of the Product (including but not limited to commercial chassis, engine, transmission, and fire pump); or (ii) price increases imposed on GSFA by Manufacturer pursuant to Manufacturer's terms and conditions for sale of the Product (a "**Manufacturer**

**Price Increase**"), after Customer becomes bound by the Agreement. Customer shall be responsible for all amounts arising from any price increases for major components of the Product (including all associated taxes and fees thereon) or any Manufacturer Price Increases occurring after the execution of the Agreement which increase the cost of the Product to GSFA, and such amounts will be documented on a Change Order adjusting the Grand Total Purchase Price accordingly. Customer shall pay any such price increase prior to Product delivery. A Manufacturer Price Increase may include, but shall not be limited to, an increase in Product price resulting from an increase in the Producer Price Index of Components for Manufacturing (see www.bls.gov Series ID: WPUID6112) in excess of a compounded annual growth rate of five percent (5%), as measured between the month Manufacturer accepts the applicable Product order and the month that is fourteen (14) months prior to the then-current estimated Product completion date (the foregoing, a "**PPI-Based Price Increase**"). If, upon Customer's receipt of a Change Order reflecting a PPI-Based Price Increase, Customer elects to terminate the applicable Product order in accordance with Section 8.b.iii rather than pay such increase, then in lieu of the cancellation fees described in Section 9.a hereof GSFA shall be entitled to recover and Customer shall pay GSFA's actual non-reimbursable costs incurred in connection with the Product order through the date of Customer's termination of such Product order.

ii. New Legal Standards. In the event the Product design, materials or specifications require an alteration arising from new regulations issued by any governmental entity or trade association, including, but not limited to, the NFPA, DOT, and EPA, and such alteration increases the cost of the Product to GSFA, Customer shall be responsible for changes to the Grand Total Purchase Price arising from such alteration. GSFA shall promptly notify Customer when it becomes aware of any potential or required change in regulations occurring prior to delivery that would impact the Product purchased.

iii. Change Orders. Customer shall execute any Change Order submitted by GSFA documenting any of the changes required or permitted by Sections 8.b.i and 8.b.ii above (which shall, to the extent practicable, itemize any increases in the Grant Total Purchase Price and specify a commercially reasonable date by which Customer must pay such increase), unless Customer instead elects to terminate the applicable Product order under the Agreement within fifteen (15) calendar days of Customer's receipt of such Change Order and in accordance with Section 9. Absent such a termination, failure or refusal to execute a Change Order does not alter Customer's obligations under this Section 8.b.

c. Changes in Commercial Specifications. Specifications for all components of the Product manufactured by companies other than the Manufacturer are subject to change without notice. Specifications for such components will be as available at the time of manufacture of the Product. GSFA shall not be liable for any deviations in such specifications arising from a substitution of components or changes in the design of any component by their original manufacturer.

9. Termination.

a. By Customer. Customer may terminate a Product order identified in the Product Proposal or a Change Order by providing written notice to GSFA in accordance with Section 16 hereof. If Customer elects to terminate a Product order, Customer shall pay GSFA a cancellation fee as follows: (a) after the Product order is accepted and entered by GSFA, 10% of the portion of the Grand Total Purchase Price applicable to such Product (including all associated taxes, fees and costs) (such amount, the "**Product Purchase Price**"); (b) after completion of the pre-construction phase of the order process, 20% of the Product Purchase Price; and (c) after the requisition of any materials or commencement of any manufacturing or assembly of the Product by either GSFA or Manufacturer but before substantial completion of such Product, 50% of the Product Purchase Price. Customer shall not be permitted to terminate a Product order after substantial completion of manufacturing and assembly of such Product (excluding any Dealer Preparation or other pre-delivery services or untypical Product customization, if applicable). Notwithstanding the foregoing, if the applicable tier of cancellation fee is not sufficient to cover all actual costs and fees incurred by GSFA with Manufacturer in connection with Customer's termination of the Product order ("**Manufacturer Termination Fees**"), then in addition to such cancellation fee Customer shall pay the balance of all Manufacturer Termination Fees. If Customer received a Prepayment Discount, such discount shall not be considered for the purpose of calculating the above cancellation fee. The tier of cancellation fee applicable to any cancellation,

as well as the determination of whether a Product has reached substantial completion, shall be in the sole and absolute discretion of GSFA. Customer may request a fee waiver, and GSFA, in its sole discretion, may agree to waive and/or adjust such fee. GSFA will return the balance of the Grand Total Purchase Price or Product Purchase Price, as applicable, within thirty (30) calendar days of the effective date of the cancellation of the Product order or termination of the Agreement.

Customer may terminate the Agreement for an Event of Default by GSFA after providing GSFA with written notice in accordance with Section 16 (which notice shall describe with reasonably particularity the Event of Default justifying such termination) if such Event of Default remains uncured (if capable of cure) thirty (30) days following GSFA's receipt of such notice; provided, however, that the foregoing cure period shall continue if and for so long as GSFA has commenced and is continuing to undertake commercially reasonable efforts to cure such Event of Default as promptly as reasonably practicable.

b. By GSFA. GSFA may terminate the Agreement for an Event of Default by Customer after providing Customer with written notice in accordance with Section 16 (which notice shall describe with reasonably particularity the Event of Default justifying such termination) if such Event of Default remains uncured (if capable of cure) thirty (30) days following Customer's receipt of such notice; provided, however, that the foregoing cure period shall continue if and for so long as Customer has commenced and is continuing to undertake commercially reasonable efforts to cure such Event of Default as promptly as reasonably practicable. Notwithstanding the foregoing, GSFA may terminate the Agreement effective immediately upon written notice to Customer for Customer's failure to pay any amount owed under the Agreement when due.

Notwithstanding any other provision of this Agreement, if Customer terminates a Product order in accordance with Section 9.a above, GSFA may elect to instead terminate the Agreement upon notice to Customer in accordance with Section 16 hereof. If GSFA terminates the Agreement in accordance with this Section 9.b, Customer shall pay the applicable tier of cancellation fee for all Products pursuant to Section 9.a above as if Customer had elected to terminate each applicable Product order.

c. Based on Discontinuation or Cancellation by Manufacturer. In the event that Manufacturer cancels a Product order (provided that such cancellation is not the result of an act by Customer in violation of the Agreement) or discontinues the manufacture of a Product prior to its completion and delivery: (i) if such Product is the only Product contemplated under the Agreement, then the Agreement shall terminate; or (ii) if additional Products are contemplated under the Agreement, then only the Product order for the applicable cancelled or discontinued Product shall be terminated. Such Agreement termination or Product termination, as applicable, shall be effective upon GSFA's written notice to Customer of such cancellation or discontinuance in accordance with Section 16 hereof. GSFA's only obligation to Customer in such event shall be the return of any Prepayment paid by Customer for the cancelled or discontinued Product. For the avoidance of doubt, the cancellation fees contemplated in Section 9.a hereof shall not apply in the event of a termination pursuant to this Section 9.c.

10. Customer's Obligations. Customer shall provide its timely and best efforts to cooperate with GSFA and Manufacturer during the Product manufacturing and Dealer Preparation process. Reasonable and timely cooperation includes, without limitation, Customer's providing timely information in response to any requests from Manufacturer or GSFA and the participation of Customer's authorized representatives in traveling to Manufacturer's facility for inspections and approval of the Product, including a final approval before the Product leaves Manufacturer's facility.

11. Representations and Warranties. Customer hereby represents and warrants to GSFA as of the Executed Date that the execution of the Agreement and the purchase of the Product(s) and performance of the other obligations of Customer under the Agreement have been approved by Customer in accordance with applicable general laws and, as applicable, Customer's charter, ordinances, purchasing policies, and other governing documents, and executed by the appropriate Customer employees, officials, and/or representatives, and funding for Customer's performance of its obligations under the Agreement has been duly budgeted and appropriated by Customer.

12. Standard Warranty. All applicable Manufacturer warranties are contained in the Product Warranties. Any additional warranties must be expressly approved in a writing signed by GSFA, and Customer acknowledges and agrees that Manufacturer will not be liable for any such additional warranties.

a. Disclaimer. OTHER THAN AS EXPRESSLY SET FORTH IN THE AGREEMENT, GSFA, ITS AFFILIATES, AND THEIR RESPECTIVE OFFICERS, DIRECTORS, EMPLOYEES, SHAREHOLDERS, AGENTS, OR REPRESENTATIVES, DO NOT MAKE ANY EXPRESS OR IMPLIED WARRANTIES WITH RESPECT TO THE PRODUCT (WHETHER RELATING TO THE CONDITION OR QUALITY OF THE PRODUCT, OR OTHERWISE) PROVIDED HEREUNDER OR OTHERWISE REGARDING THE AGREEMENT (INCLUDING, WITHOUT LIMITATION, WITH RESPECT TO ANY APPLICABLE DEALER PREPARATION), WHETHER ORAL OR WRITTEN, EXPRESS, IMPLIED OR STATUTORY. WITHOUT LIMITING THE FOREGOING, ANY IMPLIED WARRANTY OR CONDITION OF MERCHANTABILITY, THE IMPLIED WARRANTY AGAINST INFRINGEMENT, THE IMPLIED WARRANTY OR CONDITION OF FITNESS FOR A PARTICULAR PURPOSE, AND ANY IMPLIED WARRANTIES ARISING FROM COURSE OF DEALING OR USAGE OF TRADE ARE EXPRESSLY EXCLUDED AND DISCLAIMED BY GSFA. STATEMENTS MADE BY SALES CONSULTANTS OR IN PROMOTIONAL MATERIALS DO NOT CONSTITUTE WARRANTIES.

b. Exclusions of Incidental and Consequential Damages. In no event shall GSFA be liable for special, consequential, incidental, indirect or punitive damages incurred by Customer in connection with any matter arising out of or relating to the Agreement, or the breach thereof, even if GSFA has been advised of the possibility of such damages, and regardless of whether such damages arise out of breach of warranty, the Agreement, indemnity, whether resulting from non-delivery or from GSFA's own negligence, or otherwise, except and solely to the extent such damages arise from the gross negligence or willful misconduct of GSFA.

13. Default. The occurrence of one or more of the following events (each, an "**Event of Default**") shall constitute a default under the Agreement: (a) Customer's failure to pay any amounts due or to perform any of its obligations under the Agreement; (b) GSFA's failure to perform any of its obligations under the Agreement; (c) either Party becoming insolvent or becoming subject to bankruptcy or insolvency proceedings; (d) any representation made by either Party under the Agreement which is false in any material respect; (e) any action by Customer to dissolve, merge, consolidate or transfer a substantial portion of its property to another entity during the term of the Agreement; (f) any other material breach of the terms of the Agreement by a Party; or (g) a default or breach by Customer under any other agreement with GSFA or its affiliates.

14. Indemnification of GSFA. Customer shall indemnify, defend, and hold harmless GSFA, its agents, servants, successors and assigns from and against all losses, damages, injuries, claims, demands and expenses, including attorneys' fees and other legal expenses, of whatever nature ("**Damages**"), to the extent such Damages arise out of or in connection with: (i) Customer's breach of the Agreement, or (ii) Customer's use, storage, or operation of the Product following delivery, regardless of where, how, and by whom operated (excluding any negligent operation by GSFA). The indemnification and assumptions of liability and obligation herein provided shall continue in full force and effect notwithstanding the termination of the Agreement, whether by expiration of time, by operation of law or otherwise. This provision is not intended to and shall not constitute the exclusive remedy of the Parties under the Agreement; the Parties may seek indemnity from one another under other legal principles, whether based in equity or law, so long as they do not nullify or cancel the effects of this paragraph.

15. Force Majeure. GSFA shall not be responsible nor deemed to be in default of any provision of the Agreement on account of delays in performance due to causes which are beyond GSFA's or Manufacturer's control and which make GSFA's performance impracticable, including but not limited to wars, insurrections, strikes or labor unrest, riots, fires, storms, floods, other acts of nature, explosions, earthquakes, accidents, any act of federal, state or local government, failure or delays in transportation, inability to obtain necessary labor, supplies or manufacturing facilities, supply chain issues, allocation regulations or orders affecting materials, equipment, facilities or completed products, failure to obtain any required license or certificates, acts of God or the public enemy or terrorism, failure of transportation, disease, pandemics or epidemics, quarantine restrictions, failure of vendors (due to causes similar to those within the scope of this clause) to perform their agreements or labor troubles causing cessation, slowdown, or interruption of work.

16. Notice. Any notices, requests, consents, claims, demands, waivers and other communications required or permitted to be given hereunder must be given in writing at the address of each Party set forth below, or to such other address as either Party may substitute by written notice to the other in accordance with this Section 16, by one of the following methods: hand delivery; registered, express, or certified mail, return receipt requested, postage prepaid; or nationally recognized private express courier. All such communications will be deemed to have been given: (i) when delivered by hand (with written confirmation of receipt); (ii) on the third (3rd) calendar day after the date mailed, by registered, express or certified mail; or (iii) when delivered by the addressee if sent by a nationally recognized private express courier.

GSFA:
Golden State Fire Apparatus Inc.
7400 Reese Road
Sacramento, CA 95828

CUSTOMER:
To the address listed in the Product Proposal

17. Contradictions. In the event of a conflict between the Agreement and any Change Order, or between Change Orders, the terms of the latest executed Change Order shall control.

18. Manufacturer's Statement of Origin. It is agreed that the manufacturer's statement of origin ("**MSO**") for the Product covered by the Agreement, if applicable, shall be retained and remain in the possession of GSFA per California Department of Vehicles (DMV) directives. Notwithstanding the foregoing, GSFA shall provide Customer with the original MSO if the Customer is self-registering, and Customer shall comply with all good-faith Process of Duty and other DMV requirements applicable to the Product and retain its own MSO.

19. Assignment. The relationship of the Parties established under the Agreement is that of independent contractors and neither Party is a partner, employee, agent, or joint venturer of or with the other. Neither Party may assign its rights and obligations under the Agreement unless it has obtained the prior written approval of the other Party.

20. Governing Law; Jurisdiction; Disputes. Without regard to any conflict of laws provisions, the Agreement is to be governed by and under the laws of the state of California. Prior to taking any legal action that may and/or can arise out of the Agreement, the Parties shall first attempt mediation with an agreed upon mediator. If the Parties cannot agree upon a mediator within thirty (30) calendar days of the submission of written notice of a dispute in accordance with Section 16 hereof, if any disputed matter remain unresolved within thirty (30) calendar days of the commencement of discussions, or if any party refuses to meet, then either party may submit any remaining disputes concerning and/or claim regarding the Agreement and/or the terms and conditions herein to the Superior Court, County of Sacramento (and the parties expressly consent to exclusive personal jurisdiction and venue before such court).

21. Entire Agreement; Amendments. The Agreement, including the Product Proposal, its exhibits and all valid Change Orders, is the exclusive agreement between the Parties regarding the subject matter contained herein and therein. No change in, modification of, or revision of the Agreement shall be valid unless in writing and signed by duly authorized representatives of both Parties with authority to sign such amendments to the Agreement.

**END OF STANDARD TERMS AND CONDITIONS**

# 3 PRODUCT SPECIFICATIONS

## Exhibit "B"

# Proposal Details Report

8/12/2025

**Customer:** Suisun City Fire Department
**Representative** Martinez, Mike
**Requirements Manager:**
**Description:** Suisun City Enforcer 100' LSL
**Chassis:** Enforcer Chassis, Aerials, Tandem Axle, Ascendant/LSL
**Body:** Aerial, HD Ladder 100' LSL Tandem, Alum Body

**Bid Number:** 949
**Job Number:**
**Organization:** Golden State Fire Apparatus, Inc

| OptionCode | Type | Option | ProposalText |
|---|---|---|---|
| 0891702 | | Boiler Plates, Aerial 100' LSL | Golden State Fire Apparatus is pleased to submit a proposal to Suisun City Fire Department for a **Pierce® 100' Heavy Duty Aerial Ladder** per your request for quotation. The following paragraphs will describe in detail the apparatus, construction methods, and equipment proposed. This proposal will indicate size, type, model and make of components parts and equipment, providing proof of compliance with each and every item (except where noted) in the departments advertised specifications.<br>PIERCE MANUFACTURING was founded in 1913. Since then, we have been building bodies with one philosophy, "BUILD THE FINEST". Our skilled craftsmen take pride in their work, which is reflected, in the final product. We have been building fire apparatus since the early "forties" giving Pierce Manufacturing over 75 years of experience in the fire apparatus market. Pierce Manufacturing has built and put into service more than 62,500 apparatus, including more than 33,900 on Pierce custom chassis designed and built specifically for fire and emergency applications. Our Appleton, Wisconsin facility has over 870,000 total square feet of floor space situated on approximately 105 acres of land. Our Bradenton, Florida facility has 300,000 square feet of floor space situated on approximately 38 acres of land.<br>Our beliefs in high ethical standards are carried through in all of our commitments and to everyone with whom we do business. Honesty, Integrity, Accountability and Citizenship are global tenets by which we all live and work. Consequently, we neither engage in, nor have we ever been convicted of price fixing, bid rigging, or collusion in any domestic or international fire apparatus market.<br>Pierce has only one brand of fire apparatus "Pierce", ensuring you are receiving top of the line product that meets your specification.<br>In accordance with the current edition of applicable NFPA standards, this proposal will specify whether the fire department, manufacturer, or apparatus dealership will provide required loose equipment.<br>Images and illustrative material in this proposal are as accurate as known at the time of publication, but are subject to change without notice. Images and illustrative material is for reference only, and may include optional equipment and accessories and may not include all standard equipment.<br>**GENERAL DESIGN AND CONSTRUCTION**<br>To control quality, ensure compatibility, and provide a single source for service and warranty, the custom cab, chassis, pump module and body will be entirely designed, assembled/welded and painted in Pierce owned manufacturing facilities. This includes, but not limited to the cab weldment, the pumphouse module assembly, the chassis assembly, the body and the electrical system.<br>**QUALITY AND WORKMANSHIP**<br>Pierce has set the pace for quality and workmanship in the fire apparatus field. Our tradition of building the highest quality units with craftsmen second to none has been the rule right from the beginning and we demonstrate that ongoing commitment by: Ensuring all steel welding follows American Welding Society D1.1-2004 recommendations for structural steel welding. All aluminum welding follows American Welding society and ANSI D1.2-2003 requirements for structural welding of aluminum. All sheet metal welding follows American welding Society B2.1-2000 requirements for structural welding of sheet metal. Our flux core arc welding uses alloy rods, type 7000 and is performed to American Welding Society standards A5.20-E70T1. Furthermore, all employees classified as welders are tested and certified to meet the American welding Society codes upon hire and every three (3) years thereafter. Pierce also employs and American Welding Society certified welding inspector in plant during working hours to monitor weld quality.<br>Pierce Manufacturing operates a Quality Management System under the requirements of ISO 9001. These standards sponsored by the International Organization for Standardization (ISO) specify the quality systems that are established by the manufacturer for design, manufacture, installation and service. A copy of the certificate of compliance is included with this proposal.<br>In addition to the Quality Management system, we also employ a Quality Achievement Supplier program to insure the vendors and suppliers that we utilize meet the high standards we demand. That is just part of our overall "Quality at the Source" program at Pierce.<br>To demonstrate the quality of our products and services, a list of at least two (2) fire departments/municipalities that have purchased vehicles for a second time is provided.<br>**DELIVERY**<br>The apparatus will be delivered under its own power to insure proper break-in of all components while the apparatus is still under warranty. A qualified delivery representative shall deliver the apparatus and remain for a sufficient length of time to instruct personnel in proper operation, care and maintenance of the equipment delivered.<br>**MANUAL AND SERVICE INFORMATION**<br>At time of delivery, complete operation and maintenance manuals covering the apparatus will be provided. A permanent plate will be mounted in the driver's compartment specifying the quantity and type of fluids required including engine oil, engine coolant, transmission, pump transmission lubrication, pump primer and drive axle.<br>**SAFETY VIDEO**<br>At the time of delivery Pierce will also provide one (1) 39-minute, professionally produced apparatus safety video, in DVD format. A link to the video is also available on the Pierce Training website. This video will address key safety considerations for personnel to follow when they are driving, operating, and maintaining the apparatus, including the following: vehicle pre-trip inspection, chassis operation, pump operation, aerial operation, and safety during maintenance.<br>**PERFORMANCE TESTS**<br>A road test will be conducted with the apparatus fully loaded and a continuous run of no less than |

ten (10) miles. During that time the apparatus will show no loss of power nor will it overheat. The transmission drive shaft or shafts and the axles will run quietly and be free of abnormal vibration or noise. The apparatus when fully loaded will not have less than 25 percent nor more than 50 percent on the front axle, and not less than 50 percent nor more than 75 percent on the rear axle. The apparatus will meet the current edition of applicable NFPA standards acceleration and braking requirements.

**SERVICE AND WARRANTY SUPPORT**

Pierce dealership support will be provided by Golden State EVS by operating in conjunction with a Pierce authorized service center. The service center will have factory-trained mechanics on staff versed in Pierce fire apparatus. The service facility will be located within fifty (50) miles of the fire department.

In addition to the dealership, Pierce has service facilities located in both, Weyauwega, Wisconsin and Bradenton, Florida. Pierce also maintains a dedicated parts facility of over 100,000 square feet in Appleton, Wisconsin. The parts facility stocks in excess of $5,000,000 in parts dedicated to service and replacement parts. The parts facility employs a staff dedicated solely for the distribution and shipment of service and replacement parts.

Service parts for the apparatus being proposed can be found via Pierceparts.com which, is an interactive online tool that delivers information regarding your specific apparatus as well as the opportunity to register for training classes.

As a Pierce customer you have the ability to view the complete bill of materials for your specific apparatus, including assembly drawings, piece part drawings, and beneficial parts notations. You will also have the ability to search the complete Pierce item master through a parts search function which offers all Pierce SKU's and descriptions offered on all Pierce apparatus. Published component catalogs, which include proprietary systems along with an extensive operators manual library is available for easy reference.

Pierce Manufacturing maintains a dedicated service and warranty staff of over 35 personnel, dedicated to customer support, which also maintains a 24 hour 7 day a week toll free hot line, four (4) on staff EVTs, and offers hands-on repair and maintenance training classes multiple times a year.

**LIABILITY**

The successful bidder will defend any and all suits and assume all liability for the use of any patented process including any device or article forming a part of the apparatus or any appliance furnished under the contract.

**INSURANCE PROVIDED BY BIDDER**

**Commercial General Liability Insurance**

The successful bidder will, during the performance of the contract and for three (3) years following acceptance of the product, keep in force at least the following minimum limits of commercial general liability insurance:

Each Occurrence:
$1,000,000
Products/Completed Operations Aggregate:
$1,000,000
Personal and Advertising Injury:
$1,000,000
General Aggregate:
$2,000,000

Coverage will be written on a Commercial General Liability form. The policy will be written on an occurrence form and will include Contractual Liability coverage for bodily injury and property damage subject to the terms and conditions of the policy. The policy will include Owner as an additional insured when required by written contract.

**Commercial Automobile Liability Insurance**

The successful bidder will, during the performance of the contract, keep in force at least the following minimum limits of commercial automobile liability insurance and coverage will be written on a Commercial Automobile liability form:

Each Accident Combined Single Limit:
$1,000,000

**Umbrella/Excess Liability Insurance**

The successful bidder will, during the performance of the contract and for three (3) years following acceptance of the product, keep in force at least the following minimum limits of umbrella liability insurance:

Aggregate:
$3,000,000
Each Occurrence:
$3,000,000

The umbrella policy will be written on an occurrence basis and at a minimum provide excess to the bidder's General Liability and Automobile Liability policies.

The required limits can be provided by one (1) or more policies provided all other insurance requirements are met.

Coverage will be provided by a carrier(s) rated A- or better by A.M. Best.

All policies will provide a 30-day notice of cancellation to the named insured. The Certificate of Insurance will provide the following cancellation clause: Should any of the above described polices be cancelled before the expiration date thereof, notice will be delivered in accordance with the policy provisions.

Bidder agrees to furnish owner with a current Certificate of Insurance with the coverages listed above along with the bid. The certificate will show the purchaser as certificate holder.

**INSURANCE PROVIDED BY MANUFACTURER**

**Product Liability Insurance**

The manufacturer will, during the performance of the contract and for three (3) years following acceptance of the product, keep in force at least the following minimum limits of Product Liability insurance:

Each Occurrence:
$1,000,000
Products/Completed Operations Aggregate:
$1,000,000

Coverage will be written on a Commercial General Liability form. The policy will be written on an occurrence form. The manufacturer's policy will include the owner as additional insured when required by written contract between the Owner and a Pierce authorized dealer.

| | | |
|---|---|---|
| | | **Umbrella/Excess Liability Insurance**<br>The manufacturer will, during the performance of the contract and for three (3) years following acceptance of the product, keep in force at least the following minimum limits of umbrella liability insurance:<br>Each Occurrence:<br>$25,000,000<br>Aggregate:<br>$25,000,000<br>The umbrella policy will be written on an occurrence basis and provide excess to the manufacturer's General Liability/Products policies.<br>The required limits can be provided by one (1) or more policies provided all other insurance requirements are met.<br>Coverage will be provided by a carrier(s) rated A- or better by A.M. Best.<br>All policies will provide a 30-day notice of cancellation to the named insured. The Certificate of Insurance will provide the following cancellation clause: Should any of the above described polices be cancelled before the expiration date thereof, notice will be delivered in accordance with the policy provisions.<br>Manufacturer agrees to furnish owner with a current Certificate of Insurance with the coverages listed above along with the bid. The certificate will show the purchaser as the certificate holder. |
| 0018180 | Single Source Compliance, Aerials | **SINGLE SOURCE MANUFACTURER**<br>Pierce Manufacturing, Inc. provides an integrated approach to the design and manufacture of our products that delivers superior apparatus and a dedicated support team. From our facilities, the chassis, cab weldment, cab, pump house (including the sheet metal enclosure, valve controls, piping and operators panel) body and aerial device will be entirely designed, tested, and hand assembled to the customer's exact specifications. The electrical system either hardwired or multiplexed, will be both designed and integrated by Pierce Manufacturing. The warranties relative to these major components (excluding component warranties such as engine, transmission, axles, pump, etc.) will be provided by Pierce as a single source manufacturer. Pierce's single source solution adds value by providing a fully engineered product that offers durability, reliability, maintainability, performance, and a high level of quality. |
| 0584456 | Manufacture Location, Appleton, Wisconsin | Your apparatus will be manufactured in Appleton, Wisconsin. |
| 0584452 | RFP Location: Appleton, Wisconsin | |
| 0588609 | Vehicle Destination, US | |
| 0816491 | Comply NFPA 1900 Changes Effective Jan 1, 2024, With Exceptions | **NFPA 2024 STANDARDS**<br>This unit will comply with the NFPA standards effective January 1, 2024, except for fire department directed exceptions. These exceptions will be set forth in the Statement of Exceptions.<br>Certification of slip resistance of all stepping, standing and walking surfaces will be supplied with delivery of the apparatus.<br>All horizontal surfaces designated as a standing or walking surface that are greater than 48.00" above the ground must be defined by a 1.00" wide line along its outside perimeter. Perimeter markings and designated access paths to destination points will be identified on the customer approval print and are shown as approximate. Actual location(s) will be determined based on materials used and actual conditions at final build. Access paths may pass through hose storage areas and opening or removal of covers or restraints may be required. Access paths may require the operation of devices and equipment such as the aerial device or ladder rack.<br>A plate that is highly visible to the driver while seated will be provided. This plate will show the overall height, length, and gross vehicle weight rating.<br>The manufacturer will have programs in place for training, proficiency testing and performance for any staff involved with certifications.<br>An official of the company will designate, in writing, who is qualified to witness and certify test results. |
| 0533351 | Quint Fire Apparatus | |
| 0588612 | Vehicle Certification, Aerial w/Pump | |

| | | |
|---|---|---|
| 0681278 | Agency, Apparatus Certification, Aerial w/Pump, U.L. | **NFPA COMPLIANCY**<br>Apparatus proposed by the bidder will meet the applicable requirements of the National Fire Protection Association (NFPA) as stated in current edition at time of contract execution. Fire department's specifications that differ from NFPA specifications will be indicated in the proposal as "non-NFPA".<br>**INSPECTION CERTIFICATE**<br>A third party inspection certificate for the aerial device will be furnished upon delivery of the aerial device. The certificate will be Underwriters Laboratories Inc. Type 1 and will indicate that the aerial device has been inspected on the production line and after final assembly.<br>Visual structural inspections will be performed on all welds on both aluminum and steel ladders. On critical weld areas, or on any suspected defective area, the following tests will be conducted: Magnetic particle inspection will be conducted on steel aerials to assure the integrity of the weldments and to detect any flaws or weaknesses. Magnets will be placed on each side of the weld while iron powder is placed on the weld itself. The powder will detect any crack that may exist. This test will conform to ASTM E709 and be performed prior to assembly of the aerial device.<br>A liquid penetrant test will be conducted on aluminum aerials to assure the integrity of the weldments and to detect any flaws or weaknesses. This test will conform to ASTM E165 and be performed prior to assembly of the aerial device.<br>Ultrasonic inspection will be conducted on all aerials to detect any flaws in pins, bolts and other critical mounting components.<br>In addition to the tests above, functional tests, load tests, and stability tests will be performed on all aerials. These tests will determine any unusual deflection, noise, vibration, or instability characteristics of the unit.<br>**PUMP TEST**<br>The pump will be tested, approved and certified by Underwriter's Laboratory at the manufacturer's expense. The test results and the pump manufacturer's certification of hydrostatic test; the engine manufacturer's certified brake horsepower curve; and the manufacturer's record of pump construction details will be forwarded to the Fire Department.<br>**GENERATOR TEST**<br>If the unit has a generator, the generator will be tested, approved, and certified by Underwriters Laboratories at the manufacturer's expense. The test results will be provided to the Fire Department at the time of delivery.<br>**BREATHING AIR TEST**<br>If the unit has breathing air, Pierce Manufacturing will draw an air sample from the air system and certify that the air quality meets the requirements of NFPA 1989, *Standard on Breathing Air Quality for Fire and Emergency Services Respiratory Protection.* |
| 0816495 | Certification, Vehicle Inspection Program, NFPA 1900 | **VEHICLE INSPECTION PROGRAM CERTIFICATION**<br>To assure the vehicle is built to current NFPA 1900 standards, the apparatus, in its entirety, will be third-party, independent, audit-certified through Underwriters Laboratory (UL) that it is built and complies to all applicable standards in the current edition. The certification includes: all design, production, operational, and performance testing of not only the apparatus, but those components that are installed on the apparatus.<br>A placard will be affixed in the driver's side area stating the third party agency, the date, the standard and the certificate number of the whole vehicle audit. |
| 0092138 | Highly Customized Product (HCP) | **PRODUCT CHANGES AND IMPROVEMENTS**<br>Our components and processes, as described in this proposal document, are as accurate as known at the time of bid submission, but are subject to change for the purpose of product or process improvements, or changes in industry standards providing the change does not affect the meaning or definition of the bid specifications. |
| 0620362 | Consortium, HGAC | |
| 0537375 | Unit of Measure, US Gallons | |
| 0030006 | Bid Bond Not Requested | **BID BOND NOT REQUESTED**<br>A bid bond will not be included. If requested, the following will apply:<br>All bidders will provide a bid bond as security for the bid in the form of a 5 percent bid bond to accompany their bid. This bid bond will be issued by a Surety Company who is listed on the U.S. Treasury Departments list of acceptable sureties as published in Department Circular 570. The bid bond will be issued by an authorized representative of the Surety Company and will be accompanied by a certified power of attorney dated on or before the date of bid. The bid bond will include language, which assures that the bidder/principal will give a bond or bonds as may be specified in the bidding or contract documents, with good and sufficient surety for the faithful performance of the contract, including the Basic One (1) Year Limited Warranty, and for the prompt payment of labor and material furnished in the prosecution of the contract.<br>Notwithstanding any document or assertion to the contrary, any surety bond related to the sale of a vehicle will apply only to the Basic One (1) Year Limited Warranty for such vehicle. Any surety bond related to the sale of a vehicle will not apply to any other warranties that are included within this bid (OEM or otherwise) or to the warranties (if any) of any third party of any part, component, attachment or accessory that is incorporated into or attached to the vehicle. In the event of any contradiction or inconsistency between this provision and any other document or assertion, this provision will prevail. |

| | | | |
|---|---|---|---|
| 0816571 | | Performance Bond, 100% with 25% Warranty Bond, 1 Yr, and Payment Bond, PPI Terms | **PERFORMANCE BOND, 1 YEAR**<br>The successful bidder will furnish a Performance and Payment bond (Bond) equal to 100 percent of the total contract amount within 30 days of the notice of award. Such Bond will be in a form acceptable to the Owner and issued by a surety company included within the Department of Treasury's Listing of Approved Sureties (Department Circular 570) with a minimum A.M. Best Financial Strength Rating of A and Size Category of XV. In the event of a bond issued by a surety of a lesser Size Category, a minimum Financial Strength rating of A+ is required.<br>Bidder and Bidder's surety agree that the Bond issued hereunder, whether expressly stated or not, also includes the surety's guarantee of the vehicle manufacturer's Basic One (1) Year Limited Warranty period included within this proposal. Owner agrees that the penal amount of this bond will be simultaneously amended to 25 percent of the total contract amount upon satisfactory acceptance and delivery of the vehicle(s) included herein. Notwithstanding anything contained within this contract to the contrary, the surety's liability for any warranties of any type will not exceed one (1) year from the date of such satisfactory acceptance and delivery, or the actual Basic One (1) Year Limited Warranty period, whichever is shorter.<br>Due to global supply chain constraints, any delivery date contained herein is a good faith estimate as of the date of this order/contract, and merely an approximation based on current information. Delivery updates will be made available, and a final firm delivery date will be provided as soon as possible.<br>If the Producer Price Index of Components for Manufacturing [www.bls.gov Series ID: WPUID6112] ("PPI") has increased at a compounded annual growth rate of 5.0% or more between the month Pierce accepts the order ("Order Month") and a month 14 months prior to the then predicted Ready For Pickup date ("Evaluation Month"), then pricing may be updated in an amount equal to the increase in PPI over 5.0% for each year or fractional year between the Order Month and the Evaluation Month.<br>The seller will document any such updated price for the customer's approval before proceeding and provide an option to cancel the order. |
| 0000007 | | Approval Drawing | **APPROVAL DRAWING**<br>A drawing of the proposed apparatus will be prepared and provided to the purchaser for approval before construction begins. The Pierce sales representative will also be provided with a copy of the same drawing. The finalized and approved drawing will become part of the contract documents. This drawing will indicate the chassis make and model, location of the lights, siren, horns, compartments, major components, etc.<br>A "revised" approval drawing of the apparatus will be prepared and submitted by Pierce to the purchaser showing any changes made to the approval drawing. |
| 0670758 | | Drawing, Compartment Layout, Aerial | **COMPARTMENT LAYOUT DRAWING**<br>A sales drawing will be provided as if the rear body compartment doors are open. This drawing will be provided for graphic representation only and will include such things as shelves, trays, reels, dividers, air control panels, air bottle storage bins, poly boxes, etc. |
| 0672034 | | Drawing, Cab, Top View, Seating Only, Reference Only | **DRAWING, CAB TOP VIEW**<br>On the sales drawing a top view of the cab seating will be provided. The top view will be a reference only of the seating in the order. |
| 0785177 | SP | Drawing, Cab, Equipment Mounting/Tray, 3D, Reference Only | **CAB TRAY/MOUNTING DRAWING**<br>There will be a 3D multi-view drawing provided of the equipment mounting tray located in the cab. |
| 0002928 | | Electrical Diagrams | **ELECTRICAL WIRING DIAGRAMS**<br>Two (2) electrical wiring diagrams, prepared for the model of chassis and body, will be provided. |
| 0786875 | | Enforcer Chassis, Aerials, Tandem Axle, Ascendant/LSL | **ENFORCER CHASSIS**<br>The Pierce Enforcer™ is the custom chassis developed exclusively for the fire service. Chassis provided will be a new, tilt-type custom fire apparatus. The chassis will be manufactured in the apparatus body builder's facility eliminating any split responsibility. The chassis will be designed and manufactured for heavy-duty service, with adequate strength, capacity for the intended load to be sustained, and the type of service required. The chassis will be the manufacturer's first line tilt cab. |
| 0021008 | | Overall Height, Target | **TARGET OVERALL HEIGHT**<br>The target overall height of the apparatus will be 136.00". |
| 0523786 | | Angle of Approach | **ANGLE OF APPROACH**<br>The angle of approach will be 13.00 degrees. This will be effective with the truck in a loaded state. |
| 0523787 | | Angle of Departure | **ANGLE OF DEPARTURE**<br>The angle of departure will be 11.00 degrees degrees. This will be effective with the truck in a loaded state. |

| | | |
|---|---|---|
| 0000110 | Wheelbase | **WHEELBASE**<br>The wheelbase of the vehicle will be 249". |
| 0000070 | GVW Rating | **GVW RATING**<br>The gross vehicle weight rating will be 70,800 lbs.. |
| 0729280 | Frame Rails, 13.38 x 3.50 x .375, Enforcer | **FRAME**<br>The chassis frame will be built with two (2) steel channels bolted to five (5) cross members or more, depending on other options of the apparatus. The side rails will have a 13.38" tall web over the front and mid sections of the chassis, with a continuous smooth taper to 10.75" over the rear axle. Each rail will have a section modulus of 25.992 cubic inches and a resisting bending moment (rbm) of 3,119,040 in-lb over the critical regions of the frame assembly, with a section modulus of 18.96 cubic inches with an rbm of 2,275,200 in-lb over the rear axle. The frame rails will be constructed of 120,000 psi yield strength heat-treated 0.38" thick steel with 3.50" wide flanges. |
| 0889469 | Frame Liner, "C/Inv L" 12.50" x 3.00" x .25", AXT/Vel/Imp/Enf, 56" QVal | **FRAME REINFORCEMENT**<br>In addition, a mainframe internal liner will be provided. The liner will be an internal "C" design that steps to an internal "L" design over the rear axle. It will be heat-treated steel measuring 12.50" x 3.00" x 0.25" through the front portion of the liner, stepping to 9.38" x 3.00" x 0.25" through the rear portion of the liner. Each liner will have a section modulus of 13.58 cubic inches, yield strength of 110,000 psi, and rbm of 1,494,042 in-lb. Total rbm at wheelbase center will be 4,391,869 in-lb.<br>The frame liner will be mounted inside of the chassis frame rail and extend the full length of the frame. |
| 0629940 | Axle, Front, Oshkosh TAK-4, Non Drive, 22,800 lb, Enforcer | **FRONT NON DRIVE AXLE**<br>The Oshkosh TAK-4® front axle will be of the independent suspension design with a ground rating of 22,800 lb.<br>Upper and lower control arms will be used on each side of the axle. Upper control arm castings will be made of 100,000-psi yield strength 8630 steel and the lower control arm casting will be made of 55,000-psi yield ductile iron.<br>The center cross members and side plates will be constructed out of 80,000-psi yield strength steel.<br>Each control arm will be mounted to the center section using elastomer bushings. These rubber bushings will rotate on low friction plain bearings and be lubricated for life. Each bushing will also have a flange end to absorb longitudinal impact loads, reducing noise and vibrations.<br>There will be nine (9) grease fittings supplied, one (1) on each control arm pivot and one (1) on the steering gear extension.<br>The upper control arm will be shorter than the lower arm so that wheel end geometry provides positive camber when deflected below rated load and negative camber above rated load. Camber at load will be zero degrees for optimum tire life.<br>The ball joint bearing will be of low friction design and be maintenance free.<br>Toe links that are adjustable for alignment of the wheel to the center of the chassis will be provided.<br>The wheel ends will have little to no bump steer when the chassis encounters a hole or obstacle.<br>The steering linkage will provide proper steering angles for the inside and outside wheel, based on the vehicle wheelbase.<br>The axle will have a turning angle of up to 45 degrees. |
| 0010427 | Suspension, Front TAK-4, 22,800 lb, Qtm/AXT/Imp/Vel/Enf/SFR | **FRONT SUSPENSION**<br>Front Oshkosh TAK-4™ independent suspension will be provided with a minimum ground rating of 22,800 lb.<br>The independent suspension system will be designed to provide maximum ride comfort. The design will allow the vehicle to travel at highway speeds over improved road surfaces and at moderate speeds over rough terrain with minimal transfer of road shock and vibration to the vehicle's crew compartment.<br>Each wheel will have torsion bar type spring. In addition, each front wheel end will also have energy absorbing jounce bumpers to prevent bottoming of the suspension.<br>The suspension design will be such that there is at least 10.00" of total wheel travel and a minimum of 3.75" before suspension bottoms.<br>The torsion bar anchor lock system allows for simple lean adjustments, without the use of shims. One can adjust for a lean within 15 minutes per side. Anchor adjustment design is such that it allows for ride height adjustment on each side.<br>The independent suspension was put through a durability test that simulated 140,000 miles of inner city driving. |
| 0087572 | Shock Absorbers, KONI, TAK-4, Qtm/AXT/Imp/Vel/Enf | **FRONT SHOCK ABSORBERS**<br>KONI heavy-duty telescoping shock absorbers will be provided on the front suspension. |
| 0000322 | Oil Seals, Front Axle | **FRONT OIL SEALS**<br>Oil seals with viewing window will be provided on the front axle. |

| | | | |
|---|---|---|---|
| 0899438 | | Tires, Front, Goodyear, Armor MAX MSA, 425/65R22.50, 20 ply | **FRONT TIRES**<br>Front tires will be Goodyear 425/65R22.50 radials, 20 ply Armor Max MSA, rated for 22,800 lb maximum axle load and 68 mph maximum speed. |
| 0019611 | | Wheels, Front, Alcoa, 22.50" x 12.25", Aluminum, Hub Pilot | The tires will be mounted on Alcoa 22.50" x 12.25" polished aluminum disc type wheels with a ten (10) stud, 11.25" bolt circle. |
| 0603820 | | Axle, Rear, Meritor RT50-160, 52,000 lb, Enforcer | **REAR AXLE**<br>The rear axle will be a Meritor™, Model RT-50-160, tandem axle assembly with a capacity of 52,000 lb.<br>An inter-axle differential, which divides torque evenly between axles, will be provided on the rear axle with an indicator light mounted on the cab instrument panel. |
| 0544244 | | Top Speed of Vehicle, 60 MPH/96 KPH | **TOP SPEED OF VEHICLE**<br>A rear axle ratio will be furnished to allow the vehicle to reach a top speed of 60 mph/96KPH. |
| 0555354 | | Suspen, Rear, Hendrickson FMX 542 EX, Air Ride, 54,000 lb | **REAR SUSPENSION**<br>Rear suspension will be a Hendrickson Model FMX 542 EX, air ride with a ground rating of 54,000 lb. The suspension will have the following features:<br>Outboard vertical mounted heavy-duty shock absorbers<br>Utilizes track bars and torque rods to restrict lateral axle movement and maintain constant pinion angles<br>Super heavy-duty transverse beam to help reduce axle stress while increasing roll stability or resistance to lean<br>Low spring rate air springs for excellent ride quality<br>Dual height control valves to maintain level vehicle from side to side |
| 0000485 | | Oil Seals, Rear Axle | **REAR OIL SEALS**<br>Oil seals will be provided on the rear axle(s). |
| 0899474 | SP | Valves, Dump, Air Ride, Rear Axle, Ignition Interlock, Switch Panel, DS Panel | **REAR AIR RIDE SUSPENSION DUMP VALVES**<br>The rear air ride suspension will be supplied with a dump valve system provided by the custom chassis manufacturer.<br>One switch will be located in the body next to the interior light switch panel and one switch will be located in the driver side switch panel.<br>To prevent accidental activation of the valves, a 5 second timed delay will be built into the control circuit. The chassis back-up alarm will sound when the control is active.<br>The ignition switch must be in the on position and the parking brake set before the control is active. Release of the parking brake will automatically inflate the suspension. |
| 0782551 | | Tires, Rear, Goodyear, Endurance RSA, 12R22.50, LRH, Tandem | **REAR TIRES**<br>Rear tires will be eight (8) Goodyear 12R22.50 radials, load range H, Endurance RSA, highway tread, rated for 54,240 lb maximum axle load and 75 mph maximum speed. |
| 0039928 | | Wheels, Rear, Alcoa, 22.50" x 9.00", Aluminum, Hub Pilot, Tandem, 12R Tire | The tires will be mounted on 22.50" x 9.00" polished aluminum disc wheels with a ten (10) stud 11.25" bolt circle. The wheels will be Alcoa, P/N 893602, hub piloted. |
| 0568081 | | Tire Balancing, Counteract Beads | **TIRE BALANCE**<br>All tires will be balanced with Counteract balancing beads. The beads will be inserted into the tire and eliminate the need for wheel weights. |
| 0620569 | | Tire Pressure Monitoring, RealWheels, AirSecure, Valve Cap, Tandem Axle | **TIRE PRESSURE MANAGEMENT**<br>There will be a RealWheels LED AirSecure™ tire alert pressure management system provided, that will monitor each tire's pressure. A sensor will be provided on the valve stem of each tire for a total of six (6) tires.<br>The sensor will calibrate to the tire pressure when installed on the valve stem for pressures between 10 and 200 psi. The sensor will activate an integral battery operated LED when the pressure of that tire drops 5 to 8 psi.<br>Removing the cap from the sensor will indicate the functionality of the sensor and battery. If the sensor and battery are in working condition, the LED will immediately start to flash. |
| 0801909 | | Lug Nut, Covers, Chrome | **CHROME LUG NUT COVERS**<br>Chrome lug nut covers will be supplied on front and rear wheels. |
| 0003245 | | Axle Hub Covers w/center hole, S/S, Front Axle | **FRONT HUB COVERS**<br>Stainless steel hub covers will be provided on the front axle. An oil level viewing window will be provided. |

| | | |
|---|---|---|
| 0013241 | Axle Hub Covers, Rear, S/S High Hat (Tandem) | **REAR HUB COVERS**<br>Stainless steel, high hat, hub covers will be provided on the rear axle hubs. |
| 0002045 | Mud Flap, Front and Rear, Pierce Logo | **MUD FLAPS**<br>Mud flaps with a Pierce logo will be installed behind the front and rear wheels. |
| 0601010 | Chocks, Wheel, SAC-44-E, Folding, Aerials | **WHEEL CHOCKS**<br>There will be two (2) pairs of folding Ziamatic, Model SAC-44-E, aluminum alloy, Quick-Choc wheel blocks, with easy-grip handle provided. |
| 0601009 | Mounting Brackets, Chocks, SAC-44-E, Folding, Horizontal, Aerials | **Wheel Chock Brackets**<br>There will be two (2) pairs of Zico, Model SQCH-44-H, horizontal mounting wheel chock brackets provided for the Ziamatic, Model SAC-44-E, folding wheel chocks. The brackets will be made of aluminum and consist of a quick release spring loaded rod to hold the wheel chocks in place. The brackets will be mounted forward of the left side rear tire and forward of the right side rear tire. |
| 0593759 | ESC/ABS/ATC Wabco Brake System, Tandem Rear Axle | **ELECTRONIC STABILITY CONTROL**<br>A vehicle control system will be provided as an integral part of the ABS brake system from Meritor Wabco.<br>The system will monitor and update the lateral acceleration of the vehicle and compare it to a critical threshold where a side roll event may occur. If the critical threshold is met, the vehicle control system will automatically reduce engine RPM, engage the engine retarder (if equipped), and selectively apply brakes to the individual wheel ends of the front and rear axles to reduce the possibility of a side roll event.<br>The system will monitor directional stability through a lateral accelerometer, steer angle sensor and yaw rate sensor. If spinout or drift out is detected, the vehicle control system will selectively apply brakes to the individual wheel ends of the front and rear axles to bring the vehicle back to its intended direction.<br>**ANTI-LOCK BRAKE SYSTEM**<br>The vehicle will be equipped with a Wabco 6S6M, anti-lock braking system. The ABS will provide a six (6) channel anti-lock braking control on both the front and rear wheels. A digitally controlled system that utilizes microprocessor technology will control the anti-lock braking system. Each wheel will be monitored by the system. When any wheel begins to lockup, a signal will be sent to the control unit. This control unit will then reduce the braking of that wheel for a fraction of a second and then reapply the brake. This anti-lock brake system will eliminate the lockup of any wheel thus helping to prevent the apparatus from skidding out of control.<br>**AUTOMATIC TRACTION CONTROL**<br>An anti-slip feature will be included with the ABS. The Automatic Traction Control will be used for traction in poor road and weather conditions. The Automatic Traction Control will act as an electronic differential lock that will not allow a driving wheel to spin, thereby supplying traction at all times. The ABS electronic control unit (ECU) will work with the engine ECU, sharing information concerning wheel slip. Engine ECU will use information to control engine speed, allowing only as much throttle application as required for the available traction, regardless of how much the driver is asking for. An "off road traction" switch will be provided on the instrument panel. Activation of the switch will allow additional tire slip to let the truck climb out and get on top of deep snow or mud. |
| 0030185 | Brakes, Knorr/Bendix 17", Disc, Front, TAK-4 | **BRAKES**<br>The service brake system will be full air type.<br>The front brakes will be Knorr/Bendix disc type with a 17.00" ventilated rotor for improved stopping distance.<br>The brake system will be certified, third party inspected, for improved stopping distance. |
| 0509207 | Brakes, Meritor, EX225, Disc Plus, Rear, Tandem Axle | The rear brakes will be Meritor™, Disc Plus, EX225 disc operated with automatic slack adjusters and a 17.00" ventilated rotor for improved stopping distance. |
| 0735527 | Air Compressor, Brake, Wabco 26.8 CI, Paccar | **AIR COMPRESSOR, BRAKE SYSTEM**<br>The air compressor will be a Wabco single piston compressor with a 26.8 CI displacement. |

| | | | |
|---|---|---|---|
| 0637583 | | Brake Reservoirs, 6,408 Cubic Inch Minimum Capacity, Saber FR/Enforcer | **BRAKE SYSTEM**<br>The brake system will include:<br>Brake treadle valve<br>Heated automatic moisture ejector on air dryer<br>Total air system capacity of 6,408 cubic inches<br>Two (2) air pressure gauges with a red warning light and an audible alarm, that activates when air pressure falls below 60 psi<br>Spring set parking brake system<br>Parking brake operated by a push-pull style control valve<br>A parking "brake on" indicator light on instrument panel<br>Park brake relay/inversion and anti-compounding valve, in conjunction with a double check valve system, will be provided with an automatic spring brake application at 40 psi<br>A pressure protection valve to prevent all air operated accessories from drawing air from the air system when the system pressure drops below 80 psi (550 kPa)<br>1/4 turn drain valves on each air tank<br>The air tank will be primed and painted to meet a minimum 750 hour salt spray test.<br>The air tanks will be painted black #98.<br>To reduce the effects of corrosion, the air tank will be mounted with stainless steel brackets. |
| 0587034 | | Air Dryer, Bendix, AD-IP w/Heat, 2010 | **BRAKE SYSTEM AIR DRYER**<br>The air dryer will be a Bendix AD-IP, with coalescing filter and heater. |
| 0000790 | | Brake Lines, Nylon | **BRAKE LINES**<br>Color-coded nylon brake lines will be provided. The lines will be wrapped in a heat protective loom in the chassis areas that are subject to excessive heat. |
| 0020851 | | Not Required, Air Inlet | |
| 0643363 | | Outlet, Air, with Shut Off Valve, Location | **AIR OUTLET**<br>One (1) air outlet will be installed with a female coupling located DS pump panel. This system will tie into the "wet" tank of the brake system, include an 85 psi pressure protection valve in the outlet line to prevent the brake system from losing all air, and include a quarter turn shut off valve mounted at the tank. The valve and hoses will be mounted to the tank as high as possible to ensure maximum clearance and protect the lines from being damaged by brush and rocks during off-road operations. |
| 0646276 | | Box, Recessed, Smooth Alum, for Air Fitting | **RECESSED BOX FOR AIR FITTING**<br>One (1) air inlet will have an smooth aluminum recessed box provided. The box(es) will allow the air fitting to be recessed inside the stepwell to prevent damage. DS pump panel. |
| 0656908 | | All Wheel Lock-up, Single Prk Brk Control | **ALL WHEEL LOCK-UP**<br>An all wheel lock-up system will be installed which applies air to the front brakes and uses the spring brake at the rear.<br>Front brakes will apply with the standard parking brake control. |
| 0000845 | | Air Tank, Additional for Extra Capacity | **ADDITIONAL AIR TANK**<br>An additional air tank with 1454 cubic inch displacement will be provided to increase the capacity of the main air brake system. This tank will be plumbed into the rear half of the brake system.<br>The air tank will be primed and painted to meet a minimum 750 hour spray test. To reduce the effects of corrosion, the air tank will be mounted with stainless steel brackets.<br>The air tank(s) will be painted black #98.<br>The output flow of the engine air compressor will vary with engine rpm. Full compressor output will only be achieved at governed engine speed. Engine speed will be limited by generators, pumps and other PTO driven options. |
| 0786530 | SP | Air Tanks, Above Bottom of Frame Flange, Behind Rear Axle | **AIR TANK LOCATION**<br>Any air tanks located behind the rear axle will not hang below the bottom of the chassis frame. |
| 0055486 | | Drain, Remote Air Tank, w/Pull Cable, All Tanks | **REMOTE AIR TANK DRAIN**<br>There will be a remote cable controlled drain valve installed on each air supply reservoir. The drain valve will be actuated from the side of the vehicle and be a vinyl covered stainless steel cable, firmly attached to the underside of the vehicle. A loop will be provided at the cable end for ease of pulling the drain. |
| 0612549 | | Fittings, Compression Type, Entire Apparatus, Tandem Rear Axle | **COMPRESSION FITTINGS**<br>Any nylon tube on the apparatus that is pneumatic will be plumbed with compression type fittings where applicable. |

| | | |
|---|---|---|
| 0808515 | Engine, Paccar MX, 510HP, 1850 lb-ftW/OBD, EPA 2027, Saber FR/Enforcer | **ENGINE**<br>The chassis will be powered by an electronically controlled engine as described below:<br>Make:<br>Paccar<br>Model:<br>MX<br>Power:<br>510 hp at 1600rpm<br>Torque:<br>1850 lb-ft at 1000rpm<br>Governed Speed:<br>1900 rpm<br>Emissions Certification:<br>EPA 2027<br>Fuel:<br>Diesel<br>Cylinders:<br>Six (6)<br>Displacement:<br>13.7L<br>Starter:<br>DP60<br>Fuel Filters:<br>Dual cartridge style with check valve, water separator, and water in fuel sensor<br>The engine will include On-board diagnostics (OBD), which provides self diagnostic and reporting. The system will give the owner or repair technician access to state of health information for various vehicle sub systems. The system will monitor vehicle systems, engine and after treatment. The system will illuminate a malfunction indicator light on the dash console if a problem is detected. |
| 0811409 | Not Required, Engine Contingency Adjustment | |
| 0001244 | High Idle w/Electronic Engine, Custom | **HIGH IDLE**<br>A high idle switch will be provided, inside the cab, on the instrument panel, that will automatically maintain a preset engine rpm. A switch will be installed, at the cab instrument panel, for activation/deactivation.<br>The high idle will be operational only when the parking brake is on and the truck transmission is in neutral. A green indicator light will be provided, adjacent to the switch. The light will illuminate when the above conditions are met. The light will be labeled "OK to Engage High Idle." |
| 0735687 | Engine Brake, Fully Integrated, Paccar MX13 Engine | **ENGINE BRAKE**<br>The compression release brake option is a fully integrated MX engine braking system. It utilizes the turbocharger and back pressure valve, but adds in a hydraulically operated compression brake to increase overall retarding power.<br>To maximize the effectiveness of the compression brake the MX engine brake system works in conjunction with the turbocharger and back pressure valve.<br>The driver will be able to turn the engine brake system on/off and have a high, medium and low setting. |
| 0644227 | Clutch, Fan, Air Actuated, Saber FR/Enforcer | **CLUTCH FAN**<br>A fan clutch will be provided. The fan clutch will be automatic when the pump transmission is in "Road" position, and constantly engaged when in "Pump" position. |
| 0644573 | Air Intake, Water & Ember Screen, Saber FR/Enforcer | **ENGINE AIR INTAKE**<br>The engine air intake will be located above the engine cooling package. It will draw fresh air from the front of the apparatus through the radiator grille.<br>The ember separator is designed to prevent road dirt and recirculating hot air from entering the engine.<br>The ember separator will be easily accessible by tilting the cab. |
| 0814375 | Exhaust System, Horizontal, Right Side | **EXHAUST SYSTEM**<br>The exhaust system will be stainless steel from the turbo to the engine's aftertreatment device. The exhaust system will include an aftertreatment device to meet current EPA standards. An insulation wrap will be provided on all exhaust pipe between the turbo and the aftertreatment device to minimize the transfer of heat to the cab.<br>The exhaust will terminate horizontally ahead of the right side rear wheels and will be flush with the body rub rail. The exhaust pipes will be aluminized steel.<br>There will be an aluminized steel exhaust diffuser reduced to 5.00" in the center to accommodate the fire department's air recovery system with a standard straight tip on the end provided to reduce the temperature of the exhaust as it exits. Heat deflector shields will be provided to isolate chassis and body components from the heat of the tailpipe diffuser. |

| | | | |
|---|---|---|---|
| 0788765 | | Radiator, Saber FR/Enforcer | **RADIATOR**<br>The radiator and the complete cooling system will meet or exceed the current edition of applicable NFPA and engine manufacturer cooling system standards.<br>For maximum corrosion resistance and cooling performance, the entire radiator core will be constructed using long life aluminum alloy. The radiator core will consist of aluminum fins, having a serpentine design, brazed to aluminum tubes.<br>The radiator core will have a minimum front area of 1060 square inches.<br>Supply tank will be made of heavy duty glass-reinforced nylon and the return tank will be made of aluminum. Both tanks will be crimped onto the core assembly using header tabs and a compression gasket to complete the radiator core assembly. There will be a full steel frame around the inserts to enhance cooling system durability and reliability.<br>The radiator will be compatible with commercial antifreeze solutions.<br>The radiator assembly will be isolated from the chassis frame rails with rubber isolators to prevent the development of leaks caused by twisting or straining when the apparatus operates over uneven terrain.<br>The radiator will include a de-aeration/expansion tank. For visual coolant level inspection, the radiator will have a built-in sight glass. The radiator will be equipped with a 15 psi pressure relief cap.<br>A drain port will be located at the lowest point of the cooling system and/or the bottom of the radiator to permit complete flushing of the coolant from the system.<br>Shields or baffles will be provided to prevent recirculation of hot air to the inlet side of the radiator. |
| 0001090 | | Cooling Hoses, Rubber | **COOLANT LINES**<br>Gates, or Goodyear, rubber hose will be used for all engine coolant lines installed by Pierce Manufacturing.<br>Hose clamps will be stainless steel constant torque type to prevent coolant leakage. They will expand and contract according to coolant system temperature thereby keeping a constant clamping pressure on the hose. |
| 0798432 | SP | Fuel Tank, 65 Gallon,w/ Air Suspension, Aluminum, Dual Fills | **FUEL TANK**<br>A 65 gallon fuel tank will be provided and mounted at the rear of the chassis. The tank will be constructed of aluminum with the exterior painted to match the chassis frame It will be equipped with swash partitions and a vent. To eliminate the effects of corrosion, the fuel tank will be mounted with stainless steel straps.<br>A .75" drain plug will be located in a low point of the tank for drainage.<br>A fill inlet will be located on the left and right side of the body and is covered with a hinged, spring loaded, stainless steel door that is marked "Ultra Low Sulfur - Diesel Fuel Only."<br>A .50" diameter vent will be installed from tank top to just below fuel fill inlet.<br>The fuel tank will meet all FHWA 393.67 requirements, including a fill capacity of 95 percent of tank volume. |
| 0001129 | | Lines, Fuel | All fuel lines will be provided as recommended by the engine manufacturer. |
| 0889521 | | DEF Tank, 7.3 Gallon, LS Fill, Under Cab, Paccar, Lift Up Fill Dr, Spring, ENF | **DIESEL EXHAUST FLUID TANK**<br>A 7.3 gallon diesel exhaust fluid (DEF) tank will be provided and mounted under the cab on the driver's side.<br>A fill inlet will be provided on the driver's side of the cab. The lift up door will be spring loaded and be painted. |
| 0552793 | | Not Required, Fuel Priming Pump | |
| 0552712 | | Not Required, Shutoff Valve, Fuel Line | |
| 0699437 | | Cooler, Chassis Fuel, Not Req'd. | |
| 0011125 | | Door, Fuel Fill Painted Job Color | **FUEL FILL DOOR**<br>Fuel fill door will be painted job color. |
| 0672449 | | Label, "DEF Only", Blue Letters | **DEF DOOR LABEL**<br>A label will be provided On DEF/Fuel divider flap. It will read "DEF Only". |
| 0690880 | | No Selection Required From This Category | |

| | | |
|---|---|---|
| 0801890 | Trans, Allison 6th Gen, 4500 EVS P, w/Prognostics, Imp/Vel/Enf | **TRANSMISSION**<br>An Allison 6th generation, Model EVS 4500P, electronic, torque converting, automatic transmission will be provided.<br>The transmission will be equipped with prognostics to monitor oil life, filter life, and transmission health. A wrench icon on the shift selector's digital display will indicate when service is due.<br>Two (2) PTO openings will be located on left side and top of converter housing (positions 8 o'clock and 1 o'clock).<br>A transmission temperature gauge with amber light and buzzer will be installed on the cab instrument panel. |
| 0644809 | Transmission, Shifter, 6-Spd, Push Button, 4500 EVS, 4+2 Mode, AXT/Qtm/Enf | **TRANSMISSION SHIFTER**<br>A six (6)-speed push button shift module with four (4) + two (2) "Mode" selector will be mounted to right of driver on console. Shift position indicator will be indirectly lit for after dark operation.<br>The transmission ratio will be 1st - 4.70 to 1.00, 2nd - 2.21 to 1.00, 3rd - 1.53 to 1.00, 4th - 1.00 to 1.00, 5th - 0.76 to 1.00, 6th - 0.67 to 1.00, R - 5.55 to 1.00. |
| 0684459 | Transmission Oil Cooler, Modine, External | **TRANSMISSION COOLER**<br>A Modine plate and fin transmission oil cooler will be provided using engine coolant to control the transmission oil temperature. |
| 0001375 | Driveline, Spicer 1810 | **DRIVELINE**<br>Drivelines will be a heavy-duty metal tube and be equipped with Spicer® 1810 universal joints. The shafts will be dynamically balanced before installation.<br>A splined slip joint will be provided in each driveshaft where the driveline design requires it. The slip joint will be coated with Glidecoat® or equivalent. |
| 0734211 | Steering, Sheppard M110 w/Tilt, TAK-4, Paccar Pump, w/Cooler, Paccar | **STEERING**<br>Dual Sheppard, Model M110, steering gears, with integral heavy-duty power steering, will be provided. For reduced system temperatures, the power steering will incorporate an air to oil cooler and Paccar hydraulic pump with integral pressure and flow control. All power steering lines will have wire braded lines with crimped fittings.<br>A tilt and telescopic steering column will be provided to improve fit for a broader range of driver configurations. |
| 0605356 | Steering Wheel, 4 Spoke without Controls, Saber FR/Enforcer | **STEERING WHEEL**<br>The steering wheel will be 18.00" in diameter, have tilting and telescoping capabilities, and a 4-spoke design. |
| 0690274 | Logo/Emblem, on Dash | **LOGO AND CUSTOMER DESIGNATION ON DASH**<br>The dash panel will have an emblem containing the Pierce logo and customer name. The emblem will have three (3) rows of text for the customer's department name. There will be a maximum of eight (8) characters in the first row, 11 characters in the second row and 11 characters in the third row.<br>The first row of text will be: -<br>The second row of text will be: Suisun City<br>The third row of text will be: Fire Department |
| 0073447 | Hitch, Multiple Rope Anchor Points | **RAPPELLING ANCHOR**<br>A 2.00" square hitch will be fabricated for a rope anchor plate with five (5) anchor point holes will be provided. The anchor will be capable of supporting 500 lbs at any of the five (5) rappelling anchor points at one time. The outer arch of the anchor plate will have three evenly spaced, .75" diameter holes. The outer edge of the holes will be approximately 5/8" from the edge of the anchor plate arch. Two larger anchor points will be placed rearward and between the three leading anchor points. These two larger holes will be 2.50" in diameter and the leading edge of the holes will be 1.00" form the edge of the anchor plate.<br>A quantity of one (1) will be provided and shipped loose with the vehicle. |
| 0630342 | Bumper, 16" Extended, Steel Painted, Saber FR/Enforcer | **BUMPER**<br>A one (1) piece bumper manufactured from 0.25" formed steel with a 0.38" bend radius will be provided. The bumper will be a minimum of 10.00" high with a 1.50" top and bottom flange, and will extend 16.00" from the face of the cab. The bumper will be 95.28" wide with 45 degree corners and side plates.<br>To provide adequate support strength, the bumper will be mounted directly to the front of the C channel frame. The frame will be a bolted modular extension frame constructed of 50,000 psi tensile steel.<br>The bumper will be metal finished and painted to match the lower job color of the apparatus.<br>**Gravel Pan**<br>A gravel pan, constructed of bright aluminum treadplate, will be furnished between the bumper and the cab face. The pan will be properly supported from the underside to prevent flexing and vibration. |

| | | |
|---|---|---|
| 0640199 | Tray, Hose, Center, 16" Bumper, Outside Air Horns | **CENTER HOSE TRAY**<br>A hose tray, constructed of aluminum, will be placed in the center of the bumper extension.<br>The tray will have a capacity of 100' of 1.75" double jacket cotton-polyester hose.<br>Black rubber grating will be provided at the bottom of the tray. Drain holes are also provided. |
| 0630809 | Cover, Aluminum Treadplate, One (1) D-Ring Latch, Hose Tray, Notched | **Center Hose Tray Cover**<br>A bright aluminum treadplate cover will be provided over the center hose tray.<br>The cover will be "notched" allowing the hose to be pre connected to hose connection.<br>The cover will be attached with a stainless steel hinge.<br>A D-ring latch will secure the cover in the closed position and a pneumatic stay arm will hold the cover in the open position. The arm will be located Front bumper hose tray. |
| 0614646 | No Lift & Tow Package, Imp/Vel, AXT, SFR/Enf | |
| 0072306 | Tow Eyes, Chrome, Extended Out Front of Bumper | **TOW EYES**<br>Two (2) chrome tow eyes will be mounted through the front face of the bumper.<br>The inner and outer edges of the tow eyes will have a .25" radius.<br>Tow eyes will be mounted directly to the bumper frame.<br>Cutouts will be provided in the front face of stainless steel bumper to allow tow eyes to extend out the front.<br>The tow eyes will be designed and positioned to allow up to a 9,000 lb straight horizontal pull in line with the centerline of the vehicle. The tow eyes will not be used for lifting of the apparatus. |
| 0532853 | Recess, Side Zone Warning Light, In Side of Extended Bumper | **SIDE ZONE LIGHT MOUNTING**<br>The front lower warning lights on each side will be recessed into the side of the bumper extension to protect the light from damage.<br>The recessed bracket will be made of painted smooth aluminum. |
| 0692444 | Recess, Front/Side Warning Light, In Angled Corner of Bumper | **SIDE ZONE LIGHT MOUNTING**<br>The front warning lights on each side will be recessed into the angled portion of the bumper extension to protect the light from damage.<br>The recessed bracket will be made of painted smooth aluminum. |
| 0803221 | Coating, Top and Bottom Flange, Front Bumper, UL-LX Coating, Black | **UL-LX COATING - FRONT BUMPER**<br>Protective black UL-LX® coating will be provided on the outside exterior of the top and bottom front bumper flanges. It will not be applied on the inside of the flanges.<br>The lining will be properly installed by an authorized UL-LX dealer. |

| | | |
|---|---|---|
| 0789736 | Cab, Enforcer, 7010 w/Notch | **CAB**<br>The Enforcer cab will be designed specifically for the fire service and manufactured by the chassis builder.<br>The cab will be built by the apparatus manufacturer in a facility located on the manufacturer's premises.<br>For reasons of structural integrity and enhanced occupant protection, the cab will be a heavy duty design, constructed to the following minimal standards.<br>The cab will have 12 main vertical structural members located in the A-pillar (front cab corner posts), B-pillar (side center posts), C-pillar (rear corner posts), and rear wall areas. The A-pillar will be constructed of solid A356-T5 aluminum castings. The B-pillar and C-pillar will be constructed from 0.13" wall extrusions. The rear wall will be constructed of two (2) 2.00" x 2.00" outer aluminum extrusions and two (2) 2.00" x 1.00" inner aluminum extrusions. All main vertical structural members will run from the floor to 4.625" x 3.864" x 0.090" thick roof extrusions to provide a cage-like structure with the A-pillar and roof extrusions being welded into a 0.25" thick corner casting at each of the front corners of the roof assembly.<br>The front of the cab will be constructed of a 0.13" firewall plate, covered with a minimum 0.090" front skin thickness, and reinforced with a full width x 0.50" thick cross-cab support located just below the windshield and fully welded to the engine tunnel. The cross-cab support will run the full width of the cab and weld to each A-pillar, the 0.13" firewall plate, and the front skin.<br>The cab floors will be constructed of 0.125" thick aluminum plate and reinforced at the firewall with an additional 0.25" thick cross-floor support providing a total thickness of 0.375" of structural material at the front floor area. The front floor area will also be supported with two (2) triangular 0.30" wall extrusions that also provides the mounting point for the cab lift. This tubing will run from the floor wireway of the cab to the engine tunnel side plates, creating the structure to support the forces created when lifting the cab.<br>The cab will be 96.00" wide (outside door skin to outside door skin) to maintain maximum maneuverability.<br>The centerline of front axle to the rear of the cab will be 70.00" long.<br>The forward cab section will have an overall height (from the cab roof to the ground) of approximately 99.00". The crew cab section will have a 10.00" raised roof, with an overall cab height of approximately 109.00". The overall height listed will be calculated based on a truck configuration with the lowest suspension weight rating, the smallest diameter tires for the suspension, no water weight, no loose equipment weight, and no personnel weight. Larger tires, wheels, and suspension will increase the overall height listed.<br>The raised roof section of the crew cab will have a 58.00" wide x 10.00" high square notch in the center section of the roof. This will allow the aerial device to be bedded in the same location as a non-raised roof.<br>The floor to ceiling height inside the crew cab will be 54.50" in the center position and 64.50" in the outboard positions.<br>The crew cab floor will measure 46.00" from the rear wall to the back side of the rear facing seat risers.<br>The medium block engine tunnel, at the rearward highest point (knee level), will measure 61.50" to the rear wall. The big block engine tunnel will measure 51.50" to the rear wall.<br>The crew cab will be a totally enclosed design with the interior area completely open to improve visibility and verbal communication between the occupants.<br>The cab will be a full tilt cab style.<br>A 3-point cab mount system with rubber isolators will improve ride quality by isolating chassis vibrations from the cab.<br>**CAB ROOF DRIP RAIL**<br>For enhanced protection from inclement weather, a drip rail will be furnished on the sides of the cab. The drip rail will be painted to match the cab roof, and bonded to the sides of the cab. The drip rail will extend the full length of the cab roof.<br>**FENDER LINERS**<br>Full circular inner fender liners in the wheel wells will be provided.<br>**PANORAMIC WINDSHIELD**<br>A one (1)-piece safety glass windshield will be provided with over 2,775 square inches of clear viewing area. The windshield will be full width and will provide the occupants with a panoramic view. The windshield will consist of three (3) layers: outer light, middle safety laminate, and inner light. The outer light layer will provide superior chip resistance. The middle safety laminate layer will prevent the windshield glass pieces from detaching in the event of breakage. The inner light will provide yet another chip resistant layer. The cab windshield will be bonded to the aluminum windshield frame using a urethane adhesive. A custom frit pattern will be applied on the outside perimeter of the windshield for a finished automotive appearance.<br>**WINDSHIELD WIPERS**<br>Three (3) electric windshield wipers with washer will be provided that meet FMVSS and SAE requirements.<br>The washer reservoir will be able to be filled without raising the cab. |
| 0747442 | Engine Tunnel, X12, MX13, Spray Insulation, Enforcer | **ENGINE TUNNEL**<br>Engine hood side walls will be constructed of 0.375" aluminum. The top will be constructed of 0.125" aluminum and will be tapered at the top to allow for more driver and passenger elbow room.<br>The engine hood will be insulated for protection from heat and sound. The noise insulation keeps the dBA level within the limits stated in the current edition of applicable NFPA standards.<br>The engine tunnel will be no higher than 17.00" off the crew cab floor. |
| 0887601 | Cab Insulation, Enforcer/Saber FR | **INTERIOR CAB INSULATION**<br>The cab will include 1.00" insulation in the ceiling, 1.50" insulation in the side walls, a minimum of 1.00" insulation in the crew cab floor, and 2.00" insulation in the rear wall to maximize acoustic absorption and thermal insulation. |

| | | |
|---|---|---|
| 0610508 | Rear Wall, Interior, Adjustable Seating, Not Available | |
| 0632103 | Rear Wall, Exterior, Cab, Saber FR/Enforcer | **CAB REAR WALL EXTERIOR COVERING**<br>The exterior surface of the rear wall of the cab will be overlaid with bright aluminum treadplate except for areas that are not typically visible when the cab is lowered. |
| 0639727 | Cab Lift, Elec/Hyd, Manual Override, Saber FR/Enforcer | **CAB LIFT**<br>A hydraulic cab lift system will be provided consisting of an electric powered hydraulic pump, dual lift cylinders, and necessary hoses and valves.<br>Hydraulic pump will have a manual override for backup in the event of electrical failure.<br>Lift controls will be located on the right side pump panel or front area of the body in a convenient location.<br>The cab will be capable of tilting 43 degrees to accommodate engine maintenance and removal.<br>The cab will be locked down by a 2-point normally closed spring loaded hook type latch that fully engages after the cab has been lowered. The system will be hydraulically actuated to release the normally closed locks when the cab lift control is in the raised position and cab lift system is under pressure. When the cab is completely lowered and system pressure has been relieved, the spring loaded latch mechanisms will return to the normally closed and locked position.<br>The hydraulic cylinders will be equipped with a velocity fuse that protects the cab from accidentally descending when the control is located in the tilt position.<br>For increased safety, a redundant mechanical stay arm will be provided that must be manually put in place on the left side between the chassis and cab frame when the cab is in the raised position. This device will be manually stowed to its original position before the cab can be lowered.<br>**Cab Lift Interlock**<br>The cab lift system will be interlocked to the parking brake. The cab tilt mechanism will be active only when the parking brake is set and the ignition switch is in the on position. If the parking brake is released, the cab tilt mechanism will be disabled. |
| 0751129 | Grille, Painted, Bright Finished Mesh Screen, Front of Cab, Enforcer | **GRILLE**<br>A bright finished aluminum mesh grille screen, inserted behind a grille surround, will be provided on the front center of the cab. The grille surround will be waving American flag. |
| 0002224 | Scuffplates, S/S At Cab Door Jambs, 4-Door Cab | **DOOR JAMB SCUFFPLATES**<br>All cab door jambs will be furnished with a 1.00" polished stainless steel scuffplate, mounted on the striker side of the jamb. |
| 0647932 | Not Required, Trim, S/S Band, Across Cab Face, AXT/Saber/Enforcer | |
| 0015440 | No Chrome Molding, On side of cab | |
| 0521669 | Mirrors, Retrac, West Coast Style, Htd/Rmt, w/Htd/Rmt Convex | **MIRRORS**<br>A Retrac, Model 613423, dual vision, motorized, west coast style mirror, with chrome finish, will be mounted on each side of the front cab door with spring loaded retractable arms. The flat glass and convex glass will be heated and adjustable with remote control within reach of the driver. |

| | | |
|---|---|---|
| 0648170 | Door, Half-Height, Saber FR/Enforcer 4-Door Cab, Raised Roof | **DOORS**<br>To enhance entry and egress to the cab, the forward cab door openings will be a minimum of 37.50" wide x 63.37" high. The crew cab doors will be located on the sides of the cab and will be constructed in the same manner as the forward cab doors. The crew cab door openings will be a minimum of 34.30" wide x 73.25" high.<br>The forward cab and crew cab doors will be constructed of extruded aluminum with a nominal material thickness of 0.093". The exterior door skins will be constructed from 0.090" aluminum.<br>A customized, vertical, pull-down type door handle will be provided on the exterior of each cab door. The finish of the door handle will be chrome/black. The exterior handle will be designed specifically for the fire service to prevent accidental activation, and will provide 4.00" wide x 2.00" deep hand clearance for ease of use with heavy gloved hands.<br>Each door will also be provided with an interior flush, open style paddle handle that will be readily operable from fore and aft positions, and be designed to prevent accidental activation. The interior handles will provide 4.00" wide x 1.25" deep hand clearance for ease of use with heavy gloved hands.<br>The cab doors will be provided with both interior (rotary knob) and exterior (keyed) locks exceeding FMVSS standards. The keys will be Model 751. The locks will be capable of activating when the doors are open or closed. The doors will remain locked if locks are activated when the doors are opened, then closed.<br>A full length, heavy duty, stainless steel, piano-type hinge with a 0.38" pin and 11 gauge leaf will be provided on all cab doors. There will be double automotive-type rubber seals around the perimeter of the door framing and door edges to ensure a weather-tight fit.<br>A chrome grab handle will be provided on the inside of each cab door for ease of entry.<br>A red webbed grab handle will be installed on the crew cab door stop strap. The grab handles will be securely mounted.<br>The bottom cab step at each cab door location will be located below the cab doors and will be exposed to the exterior of the cab. |
| 0655537 | Door Panel, Polished Stainless Steel, Saber/Enforcer 4-Door Cab | **Door Panels**<br>The inner cab door panels will be constructed out of polished stainless steel. |
| 0630636 | Controls, Electric Roll-Up Windows, 4dr, 4 Driver Controls, Saber FR/Enforcer | **ELECTRIC OPERATED CAB DOOR WINDOWS**<br>All four (4) cab doors will be equipped with electric operated windows with one (1) flush mounted automotive style switch on each door. The driver's door will have four (4) switches, one (1) to control each door window.<br>Each switch will allow intermittent or auto down operation for ease of use. Auto down operation will be actuated by holding the window down switch for approximately 1 second. |
| 0528251 | Electric Door Locks, Cab Doors, QXS, AXT, Sab, Enf | **ELECTRIC CAB DOOR LOCKS**<br>The front driver and officer doors will have a door lock master switch that will control all front and rear crew cab door locks. Each rear crew cab door will have its own lock control.<br>There will be one (1) concealed switch located in an easily accessible chassis specific location that will unlock all the doors. |
| 0528263 | Key Pad, Electric Door locks, DS & PS, QXS, AXT, Sab, Enf | **KEY PAD FOR ELECTRIC DOOR LOCKS**<br>For improved convenience, the cab door locks will include a Trimark keypad entry system to provide complete keyless entry to the cab. There will be two (2) keypads provided, located one (1) each side of the cab behind the front cab doors. The keypads will include visual and audio feedback to confirm activation and acknowledge correct entry code. For enhanced night time use, the keypads will be lighted. For increased security, the system will allow over 3,000 possible code combinations. |
| 0638310 | Steps, 4-Door Cab, Saber FR/Enforcer | **CAB STEPS**<br>The forward cab and crew cab access steps will be a full size two (2) step design to provide largest possible stepping surfaces for safe ingress and egress. The bottom steps will be designed with a grip pattern punched into bright aluminum treadplate material to provide support, slip resistance, and drainage. The bottom steps will be a bolt-in design to minimize repair costs should they need to be replaced. The forward cab steps will be a minimum 25.00" wide, and the crew cab steps will be 21.65" wide with a 10.00" minimum depth. The inside cab steps will not exceed 16.50" in height.<br>The vertical surfaces of the step well will be aluminum treadplate. |
| 0770200 | Handrail, Exterior, Hansen, Knurled, Alum, LED Backlit, 4-Door Cab | **CAB EXTERIOR HANDRAILS**<br>A Hansen knurled aluminum handrail will be provided adjacent to each cab and crew cab door opening to assist during cab ingress and egress. Each handrail will be provided with red LED lights. The lights will be activated when the parking brake is applied. The LED lights may be load managed. |

| | | | |
|---|---|---|---|
| 0892638 | | Lights, Cab & Crw Cab Acs Stps, P25, LED w/Bezel, 6lts | **STEP LIGHTS**<br>There will be six (6) white LED step lights with chrome housing installed for cab and crew cab access steps.<br>One (1) light for the left side cab access steps.<br>Two (2) lights for the left side crew cab access steps.<br>Two (2) lights for the right side crew cab access steps.<br>One (1) light for the right side cab access step.<br>In order to ensure exceptional illumination, each light will provide a minimum of 25 foot-candles (fc) covering an entire 15" x 15" square placed ten (10) inches below the light and a minimum of 1.5 fc covering an entire 30" x 30" square at the same ten (10) inch distance below the light.<br>The lights will be activated when the battery switch is on and the adjacent door is opened. |
| 0583698 | | Fenders, S/S on cab, Extra Wide, Saber/Enf | **FENDER CROWNS**<br>Stainless steel fender crowns will be installed at the cab wheel openings. |
| 0586967 | | Grab Handle, Chrome, Specify Location, Qty | **GRAB HANDLE(S)**<br>There will be four (4) chrome grab handle(s) mounted in the interior of the cab (1) mounted vertical, high and forward on driver and officer door, and both crew cab doors. (Reference job 36880 officer door location). The grab handle(s) will be securely mounted. |
| 0557023 | | Handrail, 10", Below Cab Windshield, Pair | **HANDRAILS BELOW CAB WINDSHIELD**<br>A 10.00" long x 1.25" diameter handrail will be mounted below the front cab windshield, one (1) on each side. The handrails will be extruded aluminum with a ribbed design to provide a positive gripping surface. |
| 0042105 | | No Windows, Side of Crew Cab | |
| 0779033 | | Not Required, Windows Rear of Crew Cab, Saber FR/Enforcer | |
| 0786279 | | Window Tint, Crew Cab Door, Right Side, Privacy Dark Gray | **RIGHT SIDE ROLLUP CREW CAB DOOR WINDOW TINT**<br>The rollup window in the right side crew cab door will be tinted privacy dark gray. |
| 0786286 | | Window Tint, Upper Crew Cab Door, Right Side, Privacy Dark Gray | **RIGHT SIDE UPPER CREW CAB DOOR WINDOW TINT**<br>The upper window in the right side crew cab door will be tinted privacy dark gray. |
| 0786290 | | Window Tint, Crew Cab Door, Left Side, Privacy Dark Gray | **LEFT SIDE ROLLUP CREW CAB DOOR WINDOW TINT**<br>The rollup window in the left side crew cab door will be tinted privacy dark gray. |
| 0786294 | | Window Tint, Upper Crew Cab Door, Left Side, Privacy Dark Gray | **LEFT SIDE UPPER CREW CAB DOOR WINDOW TINT**<br>The upper window in the left side crew cab door will be tinted privacy dark gray. |
| 0810155 | SP | Compt, 16.50 W x 16 LS/25.5 RS H x 15 D, Ea Side,Dbl Pan,RS Rec Tube,DEF,70" Enf | **STORAGE COMPARTMENTS**<br>Provided on each side of the cab, to the rear of the crew cab access doors, will be a storage compartment.<br>The left side compartment will be 16.50" wide x 16.00" high x 15.00" deep and located above the DEF fill door.<br>The right side compartment will be 16.50" wide x 25.50" high x 15.00" deep.<br>A 8.00" diameter tube will be provided in the compartment located on the right side of the cab. Part of the tube will be recessed below the compartment floor. The overall height of the tube will be 5.50" high at the back and 4.00" high at the front of the compartment for ease of removing the extinguisher.<br>There will be two (2) double pan doors painted to match the cab exterior with a locking D-Ring latch with #751 key, one (1) on each side of the cab. A pneumatic stay arm for each exterior door will be used as a doorstop.<br>The compartment interior will be painted spatter gray.<br>**Compartment Lights**<br>There will be two (2) white LED strip lights provided, one (1) each hinged side of compartment door openings. Any lighting will be controlled by an automatic door switch. |
| 0009019 | | Roof, Aluminum Treadplate, Raised Cab Roof Only | **RAISED CAB ROOF COVERING**<br>Horizontal surfaces, on the raised cab roof portion only, will be covered with bright aluminum treadplate. The fastening screws and the perimeter between the roof and the bottom of the aluminum treadplate, no more than 1.00" in from the edge of the aluminum treadplate, will be properly caulked to prevent water from leaking under aluminum. Front and side warning lights will not be mounted on top of treadplate. The treadplate will extend and terminate next to the warning lights. |

| | | | |
|---|---|---|---|
| 0894296 | | Insulation, Additional, Step Wells, SFR/Enf | **CAB INSULATION**<br>The underside of the step wells and all areas outside the frame rails will be sprayed with insulation to maximize acoustic absorption and thermal insulation. |
| 0820567 | SP | Compt, Drivers Step, Saber FR/Enforcer | **STORAGE COMPARTMENT**<br>Provided on the driver's side of the cab, in the step area, will be a storage compartment. The compartment will be 11.50" wide x 9.50" high x 10.00" deep. The compartment will have a drop down hinged treadplate door with a D-ring handle. The compartment will be painted to match the cab interior. |
| 0825690 | SP | Compt, Officers Step, 16.5 W x 11 H x 12 D, SFR/Enf | **STORAGE COMPARTMENT**<br>Provided on the officer's side of the cab, in the step area, will be a storage compartment. The compartment will be 16.50" wide x 11.00" high x 12.00" deep. The compartment will have a drop down hinged treadplate door with a D-ring handle. The compartment will be painted to match the cab interior. |
| 0618193 | | Storage Pockets, Elastic Cover, Recessed, Overhead Switch Panel, Saber FR/Enf | **RECESSED POCKET WITH ELASTIC COVER**<br>To provide organized storage (clutter control) in the cab for miscellaneous equipment, the cab interior will be provided with recessed storage pockets. The pockets will be approximately 6.00" wide x 2.12" high and will be constructed of aluminum. The pockets will be provided with a perforated elastic material cover to secure the equipment in the pocket. There will be one (1) pockets installed in switch panel location #5. Pockets will only be installed in overhead locations where there is available depth behind the panel. |
| 0618351 | | Glove Box, Front of Officer, Saber FR/Enforcer | **GLOVE BOX**<br>A glove box with a drop-down door will be installed above the recessed area of the dash panel in front of the officer's position. The glove box will be 31.00" wide at the top and 24.75" at the bottom x 5.50" high x 6.25" deep. The clear door opening will be 14.25" wide x 3.95" high. |
| 0894089 | | Dash, Heavy Duty Metal, Enforcer | **CAB DASH**<br>The driver side dash, switch panel located to the right of the driver, and center console will be constructed of metal and painted fire smoke gray.<br>The officer side dash will be a flat top design with an upper beveled edge to provide easy maintenance and will be constructed out of aluminum and painted to match the cab interior.<br>The instrument gauge cluster will be surrounded with a high impact ABS plastic contoured to the same shape of the instrument gauge cluster. |
| 0607217 | | Mounting Provisions, 3/16" Alum, Full Engine Tunnel, Saber FR/Enforcer | **MOUNTING PLATE ON ENGINE TUNNEL**<br>Equipment installation provisions will be installed on the engine tunnel.<br>A 0.188" smooth aluminum plate will be bolted to the top surface of the engine tunnel. The plate will follow the contour of the engine tunnel and will run the entire length of the engine tunnel. The plate will be spaced off the engine tunnel .50" to allow for wire routing below the plate.<br>The mounting surface will be painted to match the cab interior. |
| 0750824 | | Cab Interior, Vinyl Headliner, Saber FR/Enforcer, CARE | **CAB INTERIOR**<br>The cab interior will be constructed of primarily metal (painted aluminum) to withstand the severe duty cycles of the fire service.<br>The engine tunnel will be padded and covered, on the top and sides, with black 36 ounce leather grain vinyl resistant to oil, grease, and mildew.<br>For durability and ease of maintenance, the cab interior side walls will be painted aluminum. The rear wall will be painted aluminum.<br>The headliner will be installed in both forward and rear cab sections. Headliner material will be vinyl. A sound barrier will be part of its composition. Material will be installed on an aluminum sheet and securely fastened to interior cab ceiling.<br>The forward portion of the cab headliner will permit easy access for service of electrical wiring or other maintenance needs.<br>All wiring will be placed in metal raceways.<br>**CAB INTERIOR UPHOLSTERY**<br>The cab interior upholstery will be 36 oz black vinyl. |
| 0753903 | | Cab Interior, Paint Color, Saber FR/Enforcer | **CAB INTERIOR PAINT**<br>The cab interior metal surfaces, excluding the rear heater panels, will be painted fire smoke gray, vinyl texture paint.<br>The rear heater panels will be painted black, vinyl textured paint. |
| 0680394 | SP | Floor, Aluminum Treadplate, UL-LX Covering, Cab & Crew Cab | **CAB FLOOR**<br>The cab and crew cab floor areas will be aluminum treadplate and covered with UL-LX® polyurethane/polyurea elastomer abrasive resistant material.<br>UL-LX covering will be black in color. |

| | | |
|---|---|---|
| 0817805 | HVAC, Heavy-Duty, Enforcer, Paccar, CARE | **DEFROST/AIR CONDITIONING SYSTEM**<br>A ceiling mounted combination heater, defroster and air conditioning system will be installed in the cab above the engine tunnel area.<br>**Cab Defroster**<br>A 54,000 BTU heater-defroster unit with 690 SCFM of air flow will be provided inside the cab. The heater-defrost will be installed in the forward portion of the cab ceiling. Air outlets will be strategically located in the cab header extrusion per the following:<br>One (1) adjustable will be directed towards the left side cab window<br>One (1) adjustable will be directed towards the right side cab window<br>Six (6) fixed outlets will be directed at the windshield<br>The defroster will be capable of clearing 98 percent of the windshield and side glass when tested under conditions where the cab has been cold soaked at 0 degrees Fahrenheit for 10 hours, and a 2 ounce per square inch layer of frost/ice has been able to build up on the exterior windshield.<br>The defroster system will meet or exceed SAE J382 requirements.<br>**Cab/Crew Auxiliary Heater**<br>There will be no auxiliary heater provided in the rear facing seat risers.<br>**Air Conditioning**<br>A 13.10 cubic inch compressor will be installed on the engine.<br>A roof-mounted condenser with a 78,000 BTU output at 2,400 SCFM that meets and exceeds the performance specification will be installed on the cab roof. Mounting the condenser below the cab or body would reduce the performance of the system and will not be acceptable. The condenser cover to be painted to match the cab roof.<br>The air conditioning system will be capable of cooling the average cab temperature from 100 degrees Fahrenheit to 75 degrees Fahrenheit at 50 percent relative humidity within 30 minutes. The cooling performance test will be run only after the cab has been heat soaked at 100 degrees Fahrenheit for a minimum of 4 hours.<br>The evaporator unit will be installed in the rear portion of the cab ceiling over the engine tunnel. The evaporator will include one (1) high performance heating core, one (1) high performance cooling core with (1) plenum directed to the front and one (1) plenum directed to the rear of the cab. The rear plenum will be covered with a metal cover painted to match the cab interior.<br>The evaporator unit will have a 52,000 BTU at 690 SCFM rating that meets and exceeds the performance specifications.<br>Adjustable air outlets will be strategically located on the forward plenum cover per the following:<br>Four (4) will be directed towards the seating position on the left side of the cab<br>Four (4) will be directed towards the seating position on the right side of the cab<br>Adjustable air outlets will be strategically located on the rear plenum cover per the following:<br>Minimum of five (5) will be directed towards crew cab area<br>A high efficiency particulate air (HEPA) filter will be included for the system. Access to the filter cover will be hinged with two (2) thumb latches.<br>The air conditioner refrigerant will be R-134A and will be installed by a certified technician.<br>**Climate Control**<br>An automotive style controller will be provided to control the heat and air conditioning system within the cab. The controller will have three (3) functional knobs for fan speed, temperature, and air flow distribution (front to rear) control.<br>The system will control the temperature of the cab and crew cab automatically by pushing the center of the fan speed control knob. Rotate the center temperature control knob to set the cab and crew cab temperature.<br>The AC system will be manually activated by pushing the center of the temperature control knob. Pushing the center of the air flow distribution knob will engage the AC for max defrost, setting the fan speeds to 100 percent and directing all air flow to the overhead forward position.<br>The system controller will be located within panel position #12.<br>**Gravity Drain Tubes**<br>Two (2) condensate drain tubes will be provided for the air conditioning evaporator. The drip pan will have two (2) drain tubes plumbed separately to allow for the condensate to exit the drip pan. No pumps will be provided. |
| 0639675 | Sun Visor, Smoked Lexan, AXT, Imp/Vel, SFR/Enf | **SUN VISORS**<br>Two (2) smoked Lexan™ sun visors will be provided. The sun visors will be located above the windshield with one (1) mounted on each side of the cab.<br>There will be a black plastic thumb latch provided to help secure each sun visor in the stowed position. |
| 0622887 | Grab Handles, Driver Door Post, Officer Door Post Low, SFR/Enf | **GRAB HANDLE**<br>A black rubber covered grab handle will be mounted on the door post of the driver and officer's side cab door to assist in entering the cab. The officer's side grab handle will be mounted on the lower portion of the door post. The grab handle will be securely mounted to the post area between the door and windshield. |
| 0583938 | Lights, Engine Compt, Custom, Auto Sw, Wln 3SC0CDCR, 3" LED, Trim | **ENGINE COMPARTMENT LIGHTS**<br>There will be one (1) Whelen, Model 3SC0CDCR, 12 volt DC, 3.00" white LED light(s) with Whelen, Model 3FLANGEC, chrome flange kit(s) installed under the cab to be used as engine compartment illumination.<br>These light(s) will be activated automatically when the cab is raised. |

| | | | |
|---|---|---|---|
| 0631830 | | Fluid Check Access, Saber FR/Enforcer, Arrow XT | **ACCESS TO ENGINE DIPSTICKS**<br>For access to the engine oil and transmission fluid dipsticks, there will be a door on the engine tunnel, inside the crew cab. The door will be on the rear wall of the engine tunnel, on the vertical surface.<br>The engine oil dipstick will allow for checking only. The transmission dipstick will allow for both checking and filling.<br>The door will have a rubber seal for thermal and acoustic insulation. One (1) flush lift and turn latch will be provided on the access door. |
| 0737247 | | Box, 2 Glove Boxes, 2 Cup Holders, Pen, Open Storage, 24.75 W x 19 L x 4 D | **GLOVE BOXES AND CUP HOLDERS**<br>There will be a storage console provided on the engine tunnel. It will be mounted in the center of engine tunnel accessible by both the driver and officer.<br>The overall size of the storage area will be 24.75" wide x 19.00" long x 4.00" deep. The storage area will be divided into multiple areas separated by partitions to prevent items from entering other areas.<br>On the front, at each end, there will be a 3.75" diameter cup holder provided. A space for a handle will be provided to the outboard side of each cup holder. Between the cup holders will be a bin 14.50" wide x 4.00" long x 3.00" deep. Behind each cup holder will be an open area for radio storage. To the rear of the radio storage will be glove box storage. The radio storage area will be 5.50" wide x 3.00" long x 4.00" deep. The glove box storage will be 5.50" wide x 10.50" long x 4.00" deep. The glove boxes will be set in place with access to the gloves from the top. Between the gloves in the center will be a bin that is 13.25" wide x 14.50" long x 4.00" deep.<br>The box will be constructed of aluminum and painted to match the cab interior. The corners and edges will be welded and caulked prior to paint in order to provide a smooth finished appearance. |
| 0737243 | SP | Map Box, 5 Bin/30 Deg Slant, 16.50 W, (4) 4" Bins, (1) Clipboard, (2) Radio | **MAP BOX**<br>A map box with five (5) bins, open at the top, will be installed mount at final inspection.<br>Four (4) bins will be 16.50" wide x 4.00" high x 12.00" deep and will slant 30 degrees from horizontal. Each bin will include a notched partition. The notch will be toward the officer side of the bin to provide access to each slot.<br>A fifth (5) bin will be provided at the front face of the map box for clip board storage. This bin will be 9.50" wide x 12.00" deep x 3.00" high. The bin will be mounted toward the officer side of the face of the map box.<br>On each side of the map box there will be a 3.00" deep x 3.00" wide x 3.00" long square provided for radio storage. The radios will be reachable from the driver and officer positions.<br>The map box will be constructed of .125" aluminum and will be painted to match the cab interior. The corners and edges will be welded and caulked prior to paint in order to provide a smooth finished appearance. |
| 0737239 | SP | Map Box, 1 Bin, 2 Glove Boxes, 2 Cup Holders, 34 W x 13.25 L x 4 D | **MAP BOX**<br>A map box with glove box holders and cup holders shall be located on the rear flat area of the engine tunnel. The map box shall be one (1) tray with multiple bins. The tray shall be mounted flush with the edged of the engine tunnel.<br>The overall size of the tray shall be 34.00" wide x 13.25" long x 4.00" deep.<br>On each side of the tray shall be storage for one (1) glove box and one (1) cup holder. On each end, there shall be a 3.75" diameter cup holder provided. A space for a handle shall be provided to the outboard side of each cup holder. Next to each cup holder shall be glove box storage. The glove box storage shall be 5.50" wide x 10.50" long x 4.00" deep. The cup holders shall be enclosed from the center tray and glove box to prevent items from slipping into this area.<br>An open top tray shall be in the remaining center space. The tray shall be 13.50" wide x 13.00" long x 3.50" deep.<br>All remaining spaces shall be enclosed from the adjacent space providing additional storage areas.<br>The box will be constructed of aluminum and painted to match the cab interior. The corners and edges shall be welded and caulked prior to paint in order to provide a smooth finished appearance. |
| 0555708 | | Map Desk/Writing Surface w/Lip, w/hinged door | **MAP BOX & WRITING SURFACE**<br>A combination map box with writing desk will be provided Directly in front of officer seat, mounted at an angle. The map box will be a minimum of 15.00" wide x 10.00" high x 1.00" deep.<br>The writing desk will be 16.00" wide x 11.00" high x and slope down approximately 15 degrees. A spring clip will be provided on top to hold papers in place. The desk top will be hinged at the top to allow access to the map box. A spring quarter turn latch, with a screw style head, will be provided to hold the desk top in the closed position.<br>The map box/writing surface will be constructed of 0.125" smooth aluminum and painted to match the cab interior. The top writing surface will be D/A finished. The writing surface will have a 0.50" lip on the bottom to prevent papers and writing instruments from falling. |

| | | |
|---|---|---|
| 0583042 | Side Roll and Frontal Impact Protection | **CAB SAFETY SYSTEM**<br>The cab will be provided with a safety system designed to protect occupants in the event of a side roll or frontal impact, and will include the following:<br>A supplemental restraint system (SRS) sensor will be installed on a structural cab member behind the instrument panel. The SRS sensor will perform real time diagnostics of all critical subsystems and will record sensory inputs immediately before and during a side roll or frontal impact event.<br>A slave SRS sensor will be installed in the cab to provide capacity for eight (8) crew cab seating positions.<br>A fault-indicating light will be provided on the vehicle's instrument panel allowing the driver to monitor the operational status of the SRS system.<br>A driver side front air bag will be mounted in the steering wheel and will be designed to protect the head and upper torso of the occupant, when used in combination with the 3-point seat belt.<br>A passenger side knee bolster air bag will be mounted in the modesty panel below the dash panel and will be designed to protect the legs of the occupant, when used in combination with the 3-point seat belt.<br>Air curtains will be provided in the outboard bolster of outboard seat backs to provide a cushion between occupant and the cab wall.<br>Suspension seats will be provided with devices to retract them to the lowest travel position during a side roll or frontal impact event.<br>Seat belts will be provided with pre-tensioners to remove slack from the seat belt during a side roll or frontal impact event.<br>**Frontal Impact Protection**<br>The SRS system will provide protection during a frontal or oblique impact event. The system will activate when the vehicle decelerates at a predetermined G force known to cause injury to the occupants. The cab and chassis will have been subjected, via third party test facility, to a crash impact during frontal and oblique impact testing. Testing included all major chassis and cab components such as mounting straps for fuel and air tanks, suspension mounts, front suspension components, rear suspensions components, frame rail cross members, engine and transmission and their mounts, pump house and mounts, frame extensions and body mounts. The testing provided configuration specific information used to optimize the timing for firing the safety restraint system. The sensor will activate the pyrotechnic devices when the correct crash algorithm, wave form, is detected.<br>The SRS system will deploy the following components in the event of a frontal or oblique impact event:<br>Driver side front air bag<br>Passenger side knee bolster air bag<br>Air curtains mounted in the outboard bolster of outboard seat backs<br>Suspension seats will be retracted to the lowest travel position<br>Seat belts will be pre-tensioned to firmly hold the occupant in place<br>**Side Roll Protection**<br>The SRS system will provide protection during a fast or slow 90 degree roll to the side, in which the vehicle comes to rest on its side. The system will analyze the vehicle's angle and rate of roll to determine the optimal activation of the advanced occupant restraints.<br>The SRS system will deploy the following components in the event of a side roll:<br>Air curtains mounted in the outboard bolster of outboard seat backs<br>Suspension seats will be retracted to the lowest travel position<br>Seat belts will be pre-tensioned to firmly hold the occupant in place |
| 0622618 | Seating Capacity, 5 Belted Seats | **SEATING CAPACITY**<br>The seating capacity of the vehicle (including tiller cab and belted seat positions in the rescue body) will be five (5). |
| 0766159 | Seat, Driver, USSC, Valor, P1A, Air Ride, I-Back, Safety, PRIMARY, SFR/Enf | **DRIVER SEAT**<br>A USSC Valor air suspension I-back seat will be provided in the cab for the driver. For increased convenience, the seat will include a manual control to adjust the horizontal position (6.00" travel). To provide flexibility for multiple driver configurations, the seat will have a reclining back, adjustable from 15 degrees back to 15 degrees forward.<br>The seat will include the following features incorporated into the side roll protection system:<br>Side air curtain will be mounted integral to the outboard bolster of the seat back. The air curtain will be covered by a decorative panel when in the stowed position.<br>A suspension seat safety system will be included. When activated in the event of a side roll, this system will pretension the seat belt and retract the seat to its lowest travel position.<br>Shipped loose with the seat will be no additional contaminant mitigation vinyl covers.<br>The seat will be furnished with a 3-point, shoulder type seat belt. |
| 0819421 | Seat, Officer, USSC, Valor, P1A, Air Ride, I-Back, Safety, PRIMARY, SFR/Enf | **OFFICER SEAT**<br>A USSC, P1A, air suspension seat will be provided in the cab for the officer. For optimal comfort, the seat will be provided with 20.00" wide x 18.00" deep bottom cushion. For increased convenience, the seat will include a manual control to adjust the height (3.00" travel) and horizontal position (2.50" travel). The seat back will be an I-Back style with an adjustable recline.<br>The seat will include the following features incorporated into the side roll protection system:<br>Side air curtain will be mounted integral to the outboard bolster of the seat back. The air curtain will be covered by a decorative panel when in the stowed position.<br>A suspension seat safety system will be included. When activated in the event of a side roll, this system will pretension the seat belt, then retract the seat to its lowest travel position.<br>Shipped loose with the seat will be no additional contaminant mitigation vinyl covers.<br>The seat will be furnished with a 3-point, shoulder type seat belt. |
| 0002517 | Not Required, Radio Compartment | |

| | | | |
|---|---|---|---|
| 0736474 | SP | Cabinet, Rr Facing, LS, 22.75 W x 28 H x 24 D, Ext Acc Only, Sp Mtg, Lip,SFR/Enf | **REAR FACING LEFT SIDE CABINET**<br>A rear facing cabinet will be provided in the crew cab at the left side outboard position. The cabinet will be mounted off the edge of the seat riser so that it is even with the crew cab door frame.<br>The cabinet will be 22.75" wide x 28.00" high x 24.00" deep.<br>The cabinet will include one (1) infinitely adjustable shelf with a 1.25" up-turned lippainted to match the cab interior.<br>The cabinet will include no louvers.<br>There will be 1.00" lip welded in place around the top perimeter of the cabinet. There will not be anything store on the top portions without restraints.<br>The cabinet will provide access only from outside the cab with one (1) reverse hinged double pan door painted to match the cab exterior with a locking D-ring latch with #751 key. The D-ring handle to be mounted lower than standard for easier access. The door will be located on the side of the cab over the wheelwell. A pneumatic stay arm will be provided as a door stop. The clear door opening will be 17.00" wide x 25.50" high.<br>The exterior access will be provided with a polished stainless steel scuffplate on the lower door frame.<br>The cabinet will be constructed of smooth aluminum and painted to match the cab interior.<br>**Cabinet Light**<br>There will be one (1) white LED strip light installed on the right side of the exterior cabinet door opening. The lighting will be controlled by an automatic door switch. |
| 0102783 | | Not Required, Seat, Rr Facing C/C, Center | |
| 0736472 | SP | Cabinet, Rr Facing, RS, 22.75 W x 28 H x 23 D, Ext Acc Only, Sp Mtg, Lip,SFR/Enf | **REAR FACING RIGHT SIDE CABINET**<br>A rear facing cabinet will be provided in the crew cab at the right side outboard position. The cabinet will be mounted off the edge of the seat riser so that it is even with the crew cab door frame.<br>The cabinet will be 22.75" wide x 28.00" high x 23.00" deep.<br>The cabinet will include one (1) infinitely adjustable shelf with a 1.25" up-turned lippainted to match the cab interior.<br>The cabinet will include no louvers.<br>There will be a 1.00" lip welded in place around the top perimeter of the cabinet. There will not be anything store on the top portions without restraints.<br>The cabinet will also provide access from outside the cab with one (1) reverse hinged double pan door painted to match the cab exterior with a locking D-ring latch with #751 key. The D-ring handle to be mounted lower than standard for easier access. A pneumatic stay arm will be provided as a door stop. The exterior clear door opening will be 17.00" wide x 25.50" high.<br>The exterior access will be provided with a polished stainless steel scuffplate on the lower door frame.<br>The cabinet will be constructed of smooth aluminum, and painted to match the cab interior.<br>**Cabinet Light**<br>There will be one (1) white LED strip light installed on the left side of the exterior cabinet door opening. The lights will be controlled by an automatic door switch. |
| 0818585 | | Seat, Fwd Fcng C/C, LS Otbrd, Valor, SCBA, Foldup,Safety,2.75" Inbrd,PRIMARY,Enf | **FORWARD FACING LEFT SIDE OUTBOARD SEAT**<br>There will be one (1) forward facing, USSC Valor, foldup SCBA seat provided at the left side outboard position in the crew cab. The seat will be mounted 2.75" inboard from the standard location.<br>For optimal comfort, and to maximize accessibility to the crew cab, the seat will be provided with a 15.00" deep cushion.<br>The seat back will be an SCBA style with 90 degree back. The SCBA cavity will be adjustable from front to rear in 0.75" increments, to accommodate different sized SCBA cylinders. Moving the SCBA cavity will be accomplished by unbolting, relocating, and re-bolting it in the desired location.<br>The seat will include the following features incorporated into the side roll protection system:<br>Side air curtain will be mounted integral to the outboard bolster of the seat back. The air curtain will be covered by a decorative panel when in the stowed position.<br>A seat safety system will be included. When activated, this system will pretension the seat belt around the occupant to firmly hold them in place in the event of a side roll.<br>The seat will be furnished with a 3-point, shoulder type seat belt.<br>Shipped loose with the seat will be no additional contaminant mitigation vinyl covers. |
| 0748245 | SP | Seat, Fwd Fcng C/C, Ctr, (1) USSC, Valor, I-Back,Safety,Sp Riser,PRIMARY,SFR/Enf | **FORWARD FACING CENTER SEAT**<br>There will be one (1) forward facing, USSC Valor I-back seat provided at the center position in the crew cab. For optimal comfort, the seat will be provided with 17.00" deep cushion. To ensure safe operation, the seat will be equipped with a sensor in the seat cushion and belt receptacle that will activate an alarm indicating the seat is occupied but not buckled.<br>The seat back will be a high back style with a recline mechanism.<br>The seat will include the following features incorporated into the side roll protection system:<br>A seat safety system will be included. When activated, this system will pretension the seat belt.<br>Shipped loose with the seat will be no additional contaminant mitigation vinyl covers.<br>The seat will be furnished with a 3-point, shoulder type seat belt.<br>**CREW CAB FORWARD FACING SEAT RISER**<br>A seat riser compartment will be provided in the center forward facing position. The riser will be approximately 40.00" wide x 22.50" deep with square corners. The seat will be centered on top of the seat riser.<br>There will be a drop down door provided on the front of the seat riser. The door will have two (2) chrome locking flush lift and turn latches. The riser will have an aluminum treadplate top. |

| | | |
|---|---|---|
| 0818803 | Seat, Fwd Fcng C/C, RS Otbrd, Valor, SCBA, Foldup,Safety,2.75" Inbrd,PRIMARY,Enf | **FORWARD FACING RIGHT SIDE OUTBOARD SEAT**<br>There will be one (1) forward facing, USSC Valor, foldup seat provided at the right side outboard position in the crew cab. The seat will be mounted 2.75" inboard from the standard location.<br>For optimal comfort, the seat will be provided with a 15.00" deep cushion.<br>The seat back will be an SCBA style with 90 degree back. The SCBA cavity will be adjustable from front to rear in 0.75" increments, to accommodate different sized SCBA cylinders. Moving the SCBA cavity will be accomplished by unbolting, relocating, and re-bolting it in the desired location.<br>The seat will include the following features incorporated into the side roll protection system:<br>Side air curtain will be mounted integral to the outboard bolster of the seat back. The air curtain will be covered by a decorative panel when in the stowed position.<br>A seat safety system will be included. When activated, this system will pretension the seat belt around the occupant to firmly hold them in place in the event of a side roll.<br>The seat will be furnished with a 3-point, shoulder type seat belt.<br>Shipped loose with the seat will be no additional contaminant mitigation vinyl covers. |
| 0617401 | Matting, Turtle Tile, No Trim, EMS Compt | **MATTING IN EMS COMPARTMENT**<br>Vinyl grating will be provided in two (2) EMS compartments, in the rear facing cabinets, one (1) each side. Tile color will be black.<br>The vinyl grating will be 0.50" thick and be cross bonded by 0.25" diameter ribbed sections spaced for aeration. The trim edge will not be installed at the edge of the tile. |
| 0617410 | Matting, Turtle Tile, EMS Compt, Shelving, 0.75" Thick | **MATTING IN EMS COMPARTMENT**<br>Turtle Tile vinyl matting will be provided in two (2) EMS compartment shelves, located in the rear facing cabinets, one (1) each side. Tile color will be black. |
| 0789638 | Cabinet, (2) Rr Fcng, Overhead, 11 W x 10 H x 20 D, Enforcer Notch | **REAR FACING OVERHEAD STORAGE COMPARTMENT**<br>There will be two (2) overhead rear facing storage compartments installed at the raised roof within the crew cab, on each side of the aerial notch. The compartments will be approximately 11.00" wide x 10.00" high x 20.00" deep at the bottom.<br>Each compartment will include one (1) lift up compartment door. Non-locking latch, paddle handle, and gas operated stay arms will be provided.<br>The compartment will be constructed of smooth aluminum and painted to match the cab interior.<br>**Compartment Light**<br>The storage compartment lighting will consist of one (1) white LED strip light installed horizontally above each compartment door opening. |
| 0625186 | Upholstery, Seats In Cab, All ValorTechXD (Cordura), USSC, CARE | **SEAT UPHOLSTERY**<br>All seat upholstery will be black, sewn with red stitching, ValorTechXD anti-microbial material. |
| 0543991 | Bracket, Air Bottle, Hands-Free II, Cab Seats | **AIR BOTTLE HOLDERS**<br>All SCBA type seats in the cab will have a "Hands-Free" auto clamp style bracket in its backrest. For efficiency and convenience, the bracket will include an automatic spring clamp that allows the occupant to store the SCBA bottle by simply pushing it into the seat back. For protection of all occupants in the cab, in the event of an accident, the inertial components within the clamp will constrain the SCBA bottle in the seat and will exceed the NFPA standard of 9G.<br>There will be a quantity of two (2) SCBA brackets. |
| 0613020 | Inserts, Back Rest For USSC SCBA Seats | **BACK REST INSERTS**<br>Provided with the USSC SCBA seats will be back rest inserts which covers the SCBA cavity.<br>The insert covers will be padded and covered with same material as the seat.<br>A total of two (2) inserts covers will be provided. |
| 0734952 | Door, Access, Front, (2) Rear Facing Seat Risers, No Heater | **ACCESS DOOR**<br>An access door will be provided in the front edge of each rear facing seat riser with a drop down door. The drop down door will be provided with a Southco C2 chrome raised trigger locking lever latch and painted to match the cab interior. There will be no louvers. |
| 0603866 | Seat Belt, Dual Retractor, ReadyReach, Saber FR/Enforcer | **SEAT BELTS**<br>All cab and tiller cab (if applicable) seating positions will have red seat belts. To provide quick, easy use for occupants wearing bunker gear, the female buckle and seat belt webbing length will meet or exceed the current edition of applicable NFPA and CAN/ULC - S515 standards.<br>The 3-point shoulder type seat belts will include height adjustment. This adjustment will optimize the belts effectiveness and comfort for the seated firefighter. The 3-point shoulder type seat belts will be furnished with dual automatic retractors that will provide ease of operation in the normal seating position.<br>The 3-point shoulder type belts will also include the ReadyReach® D-loop assembly to the shoulder belt system. The ReadyReach feature adds an extender arm to the D-loop location placing the D-loop in a closer, easier to reach location.<br>Any flip up seats will include a 3-point shoulder type belts only.<br>To ensure safe operation, the seats will be equipped with seat belt sensors in the seat cushion and belt receptacle that will activate an alarm indicating a seat is occupied but not buckled. |

| | | |
|---|---|---|
| 0817557 | Helmet Storage, Provided by Fire Department, NFPA/ULC 2024 | **HELMET STORAGE PROVIDED BY FIRE DEPARTMENT**<br>NFPA 1900, 2024 edition, section 11.1.8.4.1 and CAN/ULC S515:2024 edition, section 5.2, requires a location for helmet storage be provided.<br>There is no helmet storage on the apparatus as manufactured. The fire department will provide a location for storage of helmets. |
| 0647632 | Lights, Dome, Wln 60C*EGCS Dual LED 4 Lts | **CAB DOME LIGHTS**<br>There will be four (4) Whelen, Model 60C*EGCS, 6.00" round dual LED dome lights provided. Two (2) lights will be mounted above the inside shoulder of the driver and officer and two (2) lights will be installed and located, one (1) on each side of the crew cab.<br>The color of the LED's will be red and white.<br>The white LED's will be controlled by the door switches and the lens switch.<br>The color LED's will be controlled by the lens switch. |
| 0813183 | Not Required, Enhanced Software for Cab and Crew Cab Dome Lts | |
| 0727913 | Spotlight, Golight/RadioRay, Model 20**4GT, LED, 2 Lts | **CAB SPOTLIGHT**<br>There will be two (2) Golight, Model 20**4GT, black LED spotlights located on the cab roof, rearward of the lightbar, one (1) on each side). The spotlights will be mounted on painted pedestals.<br>These lights may be load managed when the parking brake is applied. |
| 0650030 | Controller, Spotlight, Golight, Wired Dash Mt, 2 Lts | **Spotlight Controller**<br>There will be one (1) wired dash mounted remote provided for each spotlight. |
| 0621826 | Location, Spotlight Controller, Driver Overhead and Officer Overhead, 2 Lts | **SPOTLIGHT CONTROLLER LOCATIONS**<br>The remotes to control the spotlights will be located one (1) within reach of the driver overhead and one (1) within reach of the officer overhead. |
| 0555812 | Handlts, (2) Streamlight, Fire Vulcan, 44451 C4 LED, Tail lights, 12v, Orange | **HAND HELD LIGHT**<br>There will be two (2) 12v Streamlight, Fire Vulcan, Model #44451, lights mounted Mount at final, one (1) each side of the center forward facing seatbase in crew cab. lighthead facing forward release close to rear wall of cab. Match job 31796.<br>Each light housing will be orange in color and be provided with a C4 LED and two (2) ultra bright blue tail light LEDs. The tail light LEDs will have a dual mode of blinking or steady.<br>Vehicle mount with 12VDC direct wire charging rack.<br>Quick release buckle strap will be included. |
| 0554191 | Handlight, Streamlight, Fire Vulcan, 44451, C4 LED, Tail Lights, 12v, Orange | **ADDITIONAL HAND HELD LIGHT**<br>There will be two (2) lights additional 12v Streamlight, Model #44451, Fire Vulcan LED light(s) will be provided and mounted in the RS3 compartment, next to the right side wall, one (1) above the other. See AD-SH2 print for additional reference . Each light will be provided with a 12 volt direct wire vehicle mounting rack.<br>Each light housing will be orange in color and be provided with a single C4 LED bulb and two (2) "ultra bright blue tail-light LEDs". The tail-light LEDs will have a dual mode of blinking or steady. |
| 0622803 | Cab Instruments, Black Gauges, Black Bezels, Enforcer MUX | **CAB INSTRUMENTATION**<br>The cab instrument panel include gauges, an LCD display, telltale indicator lamps, control switches, alarms, and a diagnostic panel. The function of the instrument panel controls and switches will be identified by a label adjacent to each item. Actuation of the headlight switch will illuminate the labels in low light conditions. Telltale indicator lamps will not be illuminated unless necessary. The cab instruments and controls will be conveniently located within the forward cab section, forward of the driver. The gauge assembly and switch panels are designed to be removable for ease of service and low cost of ownership.<br>**Gauges**<br>The gauge panel will include the following ten (10) black faced gauges with black bezels to monitor vehicle performance:<br>Voltmeter gauge (volts):<br>Low volts (11.8 VDC)<br>Amber caution indicator on the information center with intermittent alarm<br>Amber caution light on gauge assembly<br>High volts (15.5 VDC)<br>Amber caution indicator on the information center with intermittent alarm<br>Amber caution light on gauge assembly<br>Very low volts (11.3 VDC)<br>Red warning indicator on the information center with a steady alarm<br>Amber caution light on gauge assembly<br>Very high volts (16.0 VDC)<br>Red warning indicator on the information center with a steady alarm<br>Amber caution light on gauge assembly<br>Engine Tachometer (RPM)<br>Speedometer MPH (Major Scale), KM/H (Minor Scale)<br>Fuel level gauge (Empty - Full in fractions):<br>Low fuel (1/8 full)<br>Amber caution indicator on the information center with intermittent alarm |

Amber caution light on gauge assembly
Very low fuel (1/32 full)
Red caution indicator on the information center with steady alarm
Amber caution light on gauge assembly
Engine Oil pressure Gauge (PSI):
Low oil pressure to activate engine warning lights and alarms
Red caution indicator on the information center with steady alarm
Amber caution light on gauge assembly
Front Air Pressure Gauges (PSI):
Low air pressure to activate warning lights and alarm
Red warning indicator on the information center with a steady alarm
Amber caution light on gauge assembly
Rear Air Pressure Gauges (PSI):
Low air pressure to activate warning lights and alarm
Red warning indicator on the information center with a steady alarm
Amber caution light on gauge assembly
Transmission Oil Temperature Gauge (Fahrenheit):
High transmission oil temperature activates warning lights and alarm
Amber caution indicator on the information center with intermittent alarm
Amber caution light on gauge assembly
Engine Coolant Temperature Gauge (Fahrenheit):
High engine temperature activates an engine warning light and alarms
Amber caution indicator on the information center with intermittent alarm
Amber caution light on gauge assembly
Diesel Exhaust Fluid Level Gauge (Empty - Full in fractions):
Low fluid (1/8 full)
Amber indicator light in gauge dial
All gauges will perform prove out at initial power-up to ensure proper performance.

**Indicator Lamps**

To promote safety, the following telltale indicator lamps will be located on the instrument panel in clear view of the driver. The indicator lamps will be "dead-front" design that is only visible when active. The colored indicator lights will have descriptive text or symbols.
The following amber telltale lamps will be present:
Low coolant
Trac cntl (traction control) (where applicable)
Check engine
Check trans (check transmission
Aux brake overheat (Auxiliary brake overheat
Air rest (air restriction)
Caution (triangle symbol)
Water in fuel
DPF (engine diesel particulate filter regeneration)
Trailer ABS (where applicable)
Wait to start (where applicable)
HET (engine high exhaust temperature) (where applicable)
ABS (antilock brake system)
MIL (engine emissions system malfunction indicator lamp) (where applicable)
Side roll fault (where applicable)
Front air bag fault (where applicable)
The following red telltale lamps will be present:
Warning (stop sign symbol)
Seat belt
Parking brake
Stop engine
Rack down
The following green telltale lamps will be provided:
Left turn
Right turn
Battery on
The following blue telltale lamp will be provided:
High beam

**Alarms**

Audible steady tone warning alarm: A steady audible tone alarm will be provided whenever a warning message is present.
Audible pulsing tone caution alarm: A pulsing audible tone alarm (chime/chirp) will be provided whenever a caution message is present without a warning message being present.
Alarm silence: Any active audible alarm will be able to be silenced by holding the ignition switch at the top position for three (3) to five (5) seconds. For improved safety, silenced audible alarms will intermittently chirp every 30 seconds until the alarm condition no longer exists. The intermittent chirp will act as a reminder to the operator that a caution or warning condition still exists. Any new warning or caution condition will enable the steady or pulsing tones respectively.

**Indicator Lamp and Alarm Prove-Out**

**A system will be provided which automatically tests telltale indicator lights and alarms located on the cab instrument panel. Telltale indicators and alarms will perform prove-out at initial power-up to ensure proper performance.**

**Control Switches**

**For ease of use, the following controls will be provided immediately adjacent to the cab instrument panel within easy reach of the driver. All switches will have backlit labels for low light applications.**
**Headlight/Parking light switch: A three (3)-position maintained rocker switch will be provided. The first switch position will deactivate all parking and headlights. The second switch position will activate the parking lights. The third switch will activate the headlights.**
**Panel back lighting intensity control switch: A three (3)-position momentary rocker switch will be provided. Pressing the top half of the switch, "Panel Up" increases the panel back lighting intensity and pressing the bottom half of the switch, "Panel Down" decreases the panel back lighting intensity. Pressing the half or bottom half of the switch several times will allow back lighting intensity to be gradually varied from minimum to maximum**

intensity level for ease of use.
Ignition switch: A three (3)-position maintained/momentary rocker switch will be provided. The first switch position will turn off and deactivate vehicle ignition. The second switch position will activate vehicle ignition and will perform prove-out on the telltale indicators and alarms for 3 to 5 seconds after the switch is turned on. A green indicator lamp is activated with vehicle ignition. The third momentary position will temporarily silence all active cab alarms. An alarm "chirp" may continue as long as alarm condition exists. Switching ignition to off position will terminate the alarm silence feature and reset function of cab alarm system.
Engine start switch: A two (2)-position momentary rocker switch will be provided. The first switch position is the default switch position. The second switch position will activate the vehicle's engine. The switch actuator is designed to prevent accidental activation.
Hazard switch will be provided on the instrument panel or on the steering column.
Heater, defroster, and air conditioning control panel.
Turn signal arm: A self-canceling turn signal with high beam headlight controls will be provided.
Windshield wiper control will have high, low and intermittent modes.
Parking brake control: An air actuated push/pull park brake control valve will be provided.
Chassis horn control: Activation of the chassis horn control will be provided through the center of the steering wheel.
High idle engagement switch: A momentary rocker switch with integral indicator lamp will be provided. The switch will activate and deactivate the high idle function. The "OK To Engage High Idle" indicator lamp must be active for the high idle function to engage. A green indicator lamp integral to the high idle engagement switch will indicate when the high idle function is engaged.
"OK To Engage High Idle" indicator lamp: A green indicator light will be provided next to the high idle activation switch to indicate that the interlocks have been met to allow high idle engagement.
Emergency switching will be controlled by multiple individual warning light switches for various groups or areas of emergency warning lights. An Emergency Master switch provided on the instrument panel that enables or disables all individual warning light switches is included.
An additional "Emergency Master" button will be provided on the lower left hand corner of the gauge panel to allow convenient control of the "Emergency Master" system from inside the driver's door when standing on the ground.

**Custom Switch Panels**

The design of cab instrumentation will allow for emergency lighting and other switches to be placed within easy reach of the operator thus improving safety. There will be positions for up to four (4) switch panels in the lower instrument console and up to six (6) switch panels in the overhead visor console. All switches have backlit labels for low light conditions.

**Diagnostic Panel**

A diagnostic panel will be accessible while standing on the ground and located inside the driver's side door left of the steering column. The diagnostic panel will allow diagnostic tools such as computers to connect to various vehicle systems for improved troubleshooting providing a lower cost of ownership. Diagnostic switches will allow ABS systems to provide blink codes should a problem exist.
The diagnostic panel will include the following:
Engine diagnostic port
Transmission diagnostic port
ABS diagnostic port
Roll sensor diagnostic port
Command Zone USB diagnostic port
ABS diagnostic switch (blink codes flashed on ABS telltale indicator)
Diesel particulate filter regeneration switch (where applicable)
Diesel particulate filter regeneration inhibit switch (where applicable)

**Cab LCD Display**

A digital four (4)-row by 20-character dot matrix display will be integral to the gauge panel. The display will be capable of showing simple graphical images as well as text. The display will be split into three (3) sections. Each section will have a dedicated function.
The upper left section will display the outside ambient temperature.
The upper right section will display the following, along with other configuration specific information:
Odometer
Trip mileage
PTO hours
Fuel consumption
Engine hours
The bottom section will display INFO, CAUTION, and WARNING messages. Text messages will automatically activate to describe the cause of an audible caution or warning alarm. The LCD will be capable of displaying multiple text messages should more than one caution or warning condition exist.

| | | |
|---|---|---|
| 0509511 | Air Restriction Indicator, Imp/Vel, AXT, Enf MUX | **AIR RESTRICTION INDICATOR**<br>A high air restriction warning indicator light LCD message with amber warning indicator and audible alarm will be provided. |
| 0543751 | Light, Do Not Move Apparatus | **"DO NOT MOVE APPARATUS" INDICATOR**<br>A flashing red indicator light, located in the driving compartment, will be illuminated automatically per the current NFPA requirements. The light will be labeled "Do Not Move Apparatus If Light Is On."<br>The same circuit that activates the Do Not Move Apparatus indicator will activate a pulsing alarm when the parking brake is released. |

| | | |
|---|---|---|
| 0509042 | Messages, Open Dr/DNMT, Color Dsply, | **DO NOT MOVE TRUCK MESSAGES**<br>Messages will be displayed on the Command Zone™, color display located within sight of the driver whenever the Do Not Move Truck light is active. The messages will designate the item or items not in the stowed for vehicle travel position (parking brake disengaged).<br>The following messages will be displayed (where applicable):<br>Do Not Move Truck<br>DS Cab Door Open (Driver Side Cab Door Open)<br>PS Cab Door Open (Passenger's Side Cab Door Open)<br>DS Crew Cab Door Open (Driver Side Crew Cab Door Open)<br>PS Crew Cab Door Open (Passenger's Side Crew Cab Door Open)<br>DS Body Door Open (Driver Side Body Door Open)<br>PS Body Door Open (Passenger's Side Body Door Open)<br>Rear Body Door Open<br>DS Ladder Rack Down (Driver Side Ladder Rack Down)<br>PS Ladder Rack Down (Passenger Side Ladder Rack Down)<br>Deck Gun Not Stowed<br>Lt Tower Not Stowed (Light Tower Not Stowed)<br>Fold Tank Not Stowed (Fold-A-Tank Not Stowed)<br>Aerial Not Stowed (Aerial Device Not Stowed)<br>Stabilizer Not Stowed<br>Steps Not Stowed<br>Handrail Not Stowed<br>Any other device that is opened, extended, or deployed that creates a hazard or is likely to cause major damage to the apparatus if the apparatus is moved will be displayed as a caution message after the parking brake is disengaged. |
| 0611683 | Switching, Cab Instrument Lower Console & Overhead, Membrane, Enforcer WiFi MUX | **SWITCH PANELS**<br>The emergency light switch panel will have a master switch for ease of use plus individual switches for selective control. Each switch panel will contain eight (8) membrane-type switches each rated for one million (1,000,000) cycles. Panels containing less than eight (8) switch assignments will include non-functioning black appliqués. The built-in switch panels will be located in the lower console or overhead console of the cab.<br>Additional switch panel(s) will be located in the overhead position(s) above the windshield or in designated locations on the lower instrument panel layout.<br>The switches will be membrane-type and also act as an integral indicator light. For quick, visual indication the entire surface of the switch will be illuminated white whenever back lighting is activated and illuminated green whenever the switch is active. An active illuminated switch will flash when interlock requirements are not met or device is actively being load managed. For ease of use, a two (2)-ply, scratch resistant laser engraved Gravoply label indicating the use of each switch will be placed in the center of the switch. The label will allow light to pass through the letters for ease of use in low light conditions. |
| 0802942 | Wiper Control, 2-Speed with Intermittent, Wired to Prk Brk, MUX, Enforcer | **WIPER CONTROL**<br>Wiper control will consist of a two (2)-speed windshield wiper control with intermittent feature and windshield washer controls. The control will be located on the left side of the center instrument panel.<br>The wipers will be interlocked to the parking brake. The wipers will terminate operation when the parking brake is set. |
| 0899757 | Hour Meter, Aerial, Included in Information Centers, LSL | **HOURMETER - AERIAL DEVICE**<br>The following aerial hour meter messages will be included in the information centers:<br>Aerial Hours, that keeps track of the time the aerial device is in motion.<br>Aerial PTO Hours, that keeps track of the time the aerial master switch is on and the aerial PTO is engaged. |
| 0002615 | Switch, Aerial 12V Master | **AERIAL MASTER**<br>There will be a master switch for the aerial operating electrical system provided. |
| 0002617 | PTO switch, w/light - aerial | **AERIAL PTO SWITCH**<br>A PTO switch for the aerial with indicator light will be provided. |
| 0834413 | USB, Cab, 4, 12V DC, Dual USB Termination, Batt Dir. NFPA1900/ULC | **CAB USB**<br>There will be four (4) USB terminations with a combination USB type A & C, wired to battery direct power, and provided per the following:<br>One (1) within reach of the driver<br>One (1) within reach of the passenger<br>Two (2) on the rear of the engine tunnel, one (1) each side.<br>Battery direct loads cannot be load managed. |

| | | |
|---|---|---|
| 0821192 | Wiring, Spare, 20 A 12V DC 1st NFPA1900/ULC | **SPARE CIRCUIT**<br>There will be one (1) pair of wires, including a positive and a negative, installed on the apparatus.<br>The wires will have the following features:<br>The positive wire will be connected directly to the battery switched power<br>The negative wire will be connected to ground<br>Wires will be capable of carrying 20 amps<br>Power and ground will terminate officer side dash area<br>Termination will be with heat shrinkable butt splicing<br>Wires will be protected to meet the NFPA Automotive Fire Apparatus standard.<br>The circuit(s) may be load managed when the parking brake is set. |
| 0821230 | Wiring, Spare, 20 A 12V DC, 6 CKT FB, Blue Sea 5025 1st NFPA1900/ULC | **SPARE CIRCUIT**<br>There will be one (1) pair of wires, including a positive and a negative, installed on the apparatus.<br>The wires will have the following features:<br>The positive wire will be connected directly to the battery switched power.<br>The negative wire will be connected to ground.<br>Wires will be capable of carrying 20 amps.<br>Power and ground will terminate RS2 rear wall upper right corner.<br>Termination will be to a Blue Sea System, Model 5025, 6 circuit with negative bus bar. The terminal block will include a cover with circuit labels.<br>Wires will be protected to meet the NFPA Automotive Fire Apparatus standard.<br>This circuit(s) may be load managed when the parking brake is set. |
| 0821232 | Wiring, Spare, 20 A 12V DC, 6 Circuit Fuse Block, Blue Sea 5025 2nd NFPA1900/ULC | **SPARE CIRCUIT**<br>There will be one (1) pair of wires, including a positive and a negative, installed on the apparatus.<br>The wires will have the following features:<br>The positive wire will be connected directly to the battery switched power.<br>The negative wire will be connected to ground.<br>Wires will be capable of carrying 20 amps.<br>Power and ground will terminate behind the officer's seat, on the forward vertical surface of the rear facing cabinet, next to the engine tunnel.<br>Termination will be to a Blue Sea System, Model 5025, 6 circuit with negative bus bar. The terminal block will include a cover with circuit labels.<br>Wires will be protected to meet the NFPA Automotive Fire Apparatus standard.<br>This circuit(s) may be load managed when the parking brake is set. |
| 0821308 | Wiring, Spare, 30 A 12V DC 1st NFPA1900/ULC | **SPARE CIRCUIT**<br>There will be two (2) pair of wires, including a positive and a negative, installed on the apparatus.<br>The wires will have the following features:<br>The positive wire will be connected directly to the battery switched power<br>The negative wire will be connected to ground<br>Wires will be capable of carrying 30 amps<br>Power and ground will terminate one (1) in LS1 (directly below the permanent shelf/right rear corner and one (1) in LS4 (rear wall, upper right corner)<br>Termination will be with a 10-place bus bar with screws and removable cover<br>Wires will be protected to meet the NFPA Automotive Fire Apparatus standard<br>This circuit(s) may be load managed when the parking brake is set. |
| 0821309 | Wiring, Spare, 30 A 12V DC 2nd NFPA1900/ULC | **SPARE CIRCUIT**<br>There will be one (1) pair of wires, including a positive and a negative, installed on the apparatus.<br>The wires will have the following features:<br>The positive wire will be connected directly to the battery switched power<br>The negative wire will be connected to ground<br>Wires will be capable of carrying 30 amps<br>Power and ground will terminate in RS4 (rear wall, upper right corner)<br>Termination will be with a 10-place bus bar with screws and removable cover<br>Wires will be protected to meet the NFPA Automotive Fire Apparatus standard<br>This circuit(s) may be load managed when the parking brake is set. |
| 0636439 | Wiring, Spare, 37.5 A 12V DC, Cust Install Radio, 30A Bat Dir, 7.5A Ign & Grnd | **CUSTOMER SUPPLIED RADIO WIRING**<br>There will be two (2) 12 volt combination wiring leads of which each will include one (1) direct battery, one (1) ignition and one (1) negative for use with radio equipment.<br>Each lead will be 18.00" long and be provided in center dash for the radio system. The leads will be clearly marked in a coil and terminate with butt splices.<br>A breaker rated for 30 amps will be provided for circuit protection of the direct battery lead with a minimum of 10 gauge wire.<br>A breaker rated for 7.5 amps will be provided for circuit protection of the ignition lead.<br>The wires will be colored coded as follows:<br>red for direct battery<br>yellow for ignition<br>black for ground |
| 0680138 | Switches, MUX Membrane, Outlined in Red | **OUTLINE, RED, MUX SWITCHING**<br>There will be one (1) switch panel membrane switches outlined in red for identification purposes.<br>The location of the switches will be E-Master switch. |

| | | |
|---|---|---|
| 0819994 | Radio, Jensen, AM/FM/WB, Bluetooth | **STEREO RADIO**<br>There will be one heavy duty AM/FM / Weatherband / Bluetooth stereo radio. The radio will be installed per instrument panel layout. There will be 5.25" speakers installed one (1) pair of 5.25" speakers in the cab and one (1) pair of 5.25" speakers in the crew cab. The antenna will be a roof-mounted rubber antenna located in an open space, on the cab roof.<br>The following Jensen features will be included:<br>180 watts max power (45W x 4); 100 watts RMS (25W x 4)<br>Bluetooth® streaming audio (A2DP/AVRCP)<br>Weatherband<br>AM/FM tuner with 30 presets<br>Audio settings (volume/bass/treble/balance/fade)<br>Toggle switch between day and night display<br>Daylight-readable, segmented LCD<br>Two-wire power with non-volatile memory and clock support<br>Low battery alert |
| 0814201 | Vehicle Information Center, 7" Color Display, Touchscreen, MUX, CL714 | **INFORMATION CENTER**<br>An information center employing a 7.00" diagonal touch screen color LCD display will be encased in an ABS plastic housing.<br>The information center will have the following specifications:<br>Operate in temperatures from -40 to 158 degrees Fahrenheit<br>LCD optically bonded to hardened AR glass lens<br>Five weather resistant user interface switches<br>Grey with black accents<br>Sunlight Readable<br>Linux operating system<br>Minimum of 1000nits rated display<br>Display can be changed to an available foreign language<br>A LCD display integral to the cab gauge panel will be included as outlined in the cab instrumentation area.<br>Programmed to read US Customary<br>**General Screen Design**<br>Where possible, background colors will be used to provide "At a Glance" vehicle information. If information provided on a screen is within acceptable limits, a green background will be used.<br>If a caution or warning situation arises the following will occur:<br>An amber background/text color will indicate a caution condition<br>A red background/text color will indicate a warning condition<br>The information center will utilize an "Alert Center" to display text messages for audible alarm tones. The text messages will be written to identify the item(s) causing the audible alarm to sound. If more than one (1) text message occurs, the messages will cycle every second until the problem(s) have been resolved. The background color for the "Alert Center" will change to indicate the severity of the "warning" message. If a warning and a caution condition occur simultaneously, the red background color will be shown for all alert center messages.<br>A label for each button will exist. The label will indicate the function for each active button for each screen. Buttons that are not utilized on specific screens will have a button label with no text or symbol.<br>**Home/Transit Screen**<br>This screen will display the following:<br>Vehicle Mitigation (if equipped)<br>Water Level (if the water level system includes compatible communications to the information center)<br>Foam Level (if the foam level system includes compatible communications to the information center)<br>Seat Belt Monitoring Screen<br>Tire Pressure Monitoring (if equipped)<br>Digital Speedometer<br>Active Alarms<br>**On Scene Screen**<br>This screen will display the following and will be auto activated with pump engaged (if equipped):<br>Battery Voltage<br>Fuel<br>Oil Pressure<br>Coolant Temperature<br>RPM<br>Water Level (if equipped)<br>Foam Level (if equipped)<br>Foam Concentration (if equipped)<br>Water Flow Rate (if equipped)<br>Water Used (if equipped)<br>Active Alarms<br>**Virtual Buttons**<br>There will be four (4) virtual switch panel screens that match the overhead and lower lighting and HVAC switch panels.<br>**Page Screen**<br>The page screen will display the following and allow the user to progress into other screens for further functionality:<br>Diagnostics<br>Faults<br>Listed by order of occurrence<br>Allows to sort by system<br>Interlock<br>Throttle Interlocks<br>Pump Interlocks (if equipped)<br>Aerial Interlocks (if equipped)<br>PTO Interlocks (if equipped)<br>Load Manager |

A list of items to be load managed will be provided. The list will provide a description of the load. The lower the priority numbers the earlier the device will be shed should a low voltage condition occur.
The screen will indicate if a load has been shed (disabled) or not shed.
"At a glance" color features are utilized on this screen.
Systems
Command Zone
Module type and ID number
Module Version
Input or output number
Circuit number connected to that input or output
Status of the input or output
Power and Constant Current module diagnostic information
Foam (if equipped)
Pressure Controller (if equipped)
Generator Frequency (if equipped)
Live Data
General Truck Data
Maintenance
Engine oil and filter
Transmission oil and filter
Pump oil (if equipped)
Foam (if equipped)
Aerial (if equipped)
Setup
Clock Setup
Date & Time
12 or 24 hour format
Set time and date
Backlight
Daytime
Night time
Sensitivity
Unit Selection
Home Screen
Virtual Button Setup
On Scene Screen Setup
Configure Video Mode
Set Video Contrast
Set Video Color
Set Video Tint
Do Not Move
The screen will indicate the approximate location and type of item that is open or is not stowed for travel. The actual status of the following devices will be indicated
Driver Side Cab Door
Passenger's Side Cab Door
Driver Side Crew Cab Door
Passenger's Side Crew Cab Door
Driver Side Body Doors
Passenger's Side Body Doors
Rear Body Door(s)
Ladder Rack (if applicable)
Deck Gun (if applicable)
Light Tower (if applicable)
Hatch Door (if applicable)
Stabilizers (if applicable)
Steps (if applicable)
Notifications
View Active Alarms
Shows a list of all active alarms including date and time of the occurrence is shown with each alarm
Silence Alarms - All alarms are silenced
Timer Screen
HVAC (if equipped)
Tire Information (if equipped)
Ascendant Set Up Confirmation (if equipped)
Button functions and button labels may change with each screen.

| | | |
|---|---|---|
| 0814219 | Vehicle Information Center, 7" Color Display, MUX, Additional,Touchscreen, CL714 | **ADDITIONAL INFORMATION CENTER**<br>There will be one (1) information center(s) each employing a 7.00" diagonal touch screen color LCD display located on the right side engine tunnel.<br>The information center(s) will have the following specifications:<br>Operate in temperatures from -40 to 158 degrees Fahrenheit<br>LCD optically bonded to hardened AR glass lens<br>Five weather resistant user interface switches<br>Grey with black accents<br>Sunlight Readable<br>Linux operating system<br>Minimum of 1000nits rated display<br>Display can be changed to an available foreign language<br>A LCD display integral to the cab gauge panel will be included as outlined in the cab instrumentation area.<br>Programmed to read US Customary<br>**General Screen Design**<br>Where possible, background colors will be used to provide "At a Glance" vehicle information. If information provided on a screen is within acceptable limits, a green background will be used. |

If a caution or warning situation arises the following will occur:
An amber background/text color will indicate a caution condition
A red background/text color will indicate a warning condition
The information center will utilize an "Alert Center" to display text messages for audible alarm tones. The text messages will be written to identify the item(s) causing the audible alarm to sound. If more than one (1) text message occurs, the messages will cycle every second until the problem(s) have been resolved. The background color for the "Alert Center" will change to indicate the severity of the "warning" message. If a warning and a caution condition occur simultaneously, the red background color will be shown for all alert center messages.
A label for each button will exist. The label will indicate the function for each active button for each screen. Buttons that are not utilized on specific screens will have a button label with no text or symbol.

**Home/Transit Screen**

This screen will display the following:
Vehicle Mitigation (if equipped)
Water Level (if equipped)
Foam Level (if equipped)
Seat Belt Monitoring Screen
Tire Pressure Monitoring (if equipped)
Digital Speedometer
Active Alarms

**On Scene Screen**

This screen will display the following and will be auto activated with pump engaged (if equipped):
Battery Voltage
Fuel
Oil Pressure
Coolant Temperature
RPM
Water Level (if equipped)
Foam Level (if equipped)
Foam Concentration (if equipped)
Water Flow Rate (if equipped)
Water Used (if equipped)
Active Alarms

**Virtual Buttons**

There will be four (4) virtual switch panel screens that match the overhead and lower lighting and HVAC switch panels.

**Page Screen**

The page screen will display the following and allow the user to progress into other screens for further functionality:
Diagnostics
Faults
Listed by order of occurrence
Allows to sort by system
Interlock
Throttle Interlocks
Pump Interlocks (if equipped)
Aerial Interlocks (if equipped)
PTO Interlocks (if equipped)
Load Manager
A list of items to be load managed will be provided. The list will provide a description of the load. The lower the priority numbers the earlier the device will be shed should a low voltage condition occur.
The screen will indicate if a load has been shed (disabled) or not shed.
"At a glance" color features are utilized on this screen.
Systems
Command Zone
Module type and ID number
Module Version
Input or output number
Circuit number connected to that input or output
Status of the input or output
Power and Constant Current module diagnostic information
Foam (if equipped)
Pressure Controller (if equipped)
Generator Frequency (if equipped)
Live Data
General Truck Data
Maintenance
Engine oil and filter
Transmission oil and filter
Pump oil (if equipped)
Foam (if equipped)
Aerial (if equipped)
Setup
Clock Setup
Date & Time
12 or 24 hour format
Set time and date
Backlight
Daytime
Night time
Sensitivity
Unit Selection
Home Screen
Virtual Button Setup
On Scene Screen Setup
Configure Video Mode

Set Video Contrast
Set Video Color
Set Video Tint
Do Not Move
The screen will indicate the approximate location and type of item that is open or is not stowed for travel. The actual status of the following devices will be indicate
Driver Side Cab Door
Passenger's Side Cab Door
Driver Side Crew Cab Door
Passenger's Side Crew Cab Door
Driver Side Body Doors
Passenger's Side Body Doors
Rear Body Door(s)
Ladder Rack (if applicable)
Deck Gun (if applicable)
Light Tower (if applicable)
Hatch Door (if applicable)
Stabilizers (if applicable)
Steps (if applicable)
Notifications
View Active Alarms
Shows a list of all active alarms including date and time of the occurrence is shown with each alarm
Silence Alarms - All alarms are silenced
Timer Screen
HVAC (if equipped)
Tire Information (if equipped)
Button functions and button labels may change with each screen.

0816633 Collision Mitigation, HAAS Alert (R2V), HA7

**COLLISION MITIGATION**
There will be a HAAS Alert®, Model HA7 Responder-to-Vehicle (R2V) collision avoidance system provided on the apparatus. The HA7 cellular transponder module will be installed behind the cab windshield, as high and near to the center as practical, to allow clear visibility to the sky. The module dimensions are 5.40" long x 2.70" wide x 1.30" high, and operating temperature range is -40 degrees Celsius to 85 degrees Celsius.
The transponder will be connected to the vehicle's emergency master circuit and battery direct power and ground.
While responding with emergency lights on, the HA7 transponder sends alert messages via cellular network to motorists in the vicinity of the responding truck that are equipped with the WAZE app.
While on scene with emergency lights on, the HA7 transponder sends road hazard alerts to motorists in the vicinity of the truck that are equipped with the WAZE app.
The HA7 Responder-to-Vehicle (R2V) collision avoidance system will include the transponder and a 5 year cellular plan subscription.
Activation of the HAAS Alert system requires a representative of the customer to accept the End User License Agreement (EULA) via an on-line portal.

0606249 Vehicle Data Recorder w/CZ and Overhead Display Seat Belt Monitor

**VEHICLE DATA RECORDER**
There will be a vehicle data recorder (VDR) capable of reading and storing vehicle information provided.
The information stored on the VDR can be downloaded through a USB port mounted in a convenient location determined by cab model. A USB cable can be used to connect the VDR to a laptop to retrieve required information. The program to download the information from the VDR will be available to download on-line.
The vehicle data recorder will be capable of recording the following data via hardwired and/or CAN inputs:
Vehicle Speed - MPH
Acceleration - MPH/sec
Deceleration - MPH/sec
Engine Speed - RPM
Engine Throttle Position - % of Full Throttle
ABS Event - On/Off
Seat Occupied Status - Yes/No by Position
Seat Belt Buckled Status - Yes/No by Position
Master Optical Warning Device Switch - On/Off
Internal clock syncs the time and date when a laptop is connected
**Seat Belt Monitoring System**
A seat belt monitoring system (SBMS) will be provided on the Command Zone™ color display and in the center overhead of the cab instrument panel. The SBMS will be capable of monitoring up to 10 seating positions indicating the status of each seat position per the following:
Seat Occupied & Buckled = Green LED indicator illuminated
Seat Occupied & Unbuckled = Red LED indicator with audible alarm
No Occupant & Buckled = Red LED indicator with audible alarm
No Occupant & Unbuckled = No indicator and no alarm
FAULT = Blue LED indicator illuminated
The seat belt monitoring screen will become active on the Command Zone color display when:
The home screen is active:
and there is any occupant seated but not buckled or any belt buckled with an occupant.
and there are no other Do Not Move Apparatus conditions present. As soon as all Do Not Move Apparatus conditions are cleared, the SBMS will be activated.
The SBMS will include an audible alarm that will warn that an unbuckled occupant condition exists and the parking brake is released, or the transmission is not in park.

| | | | |
|---|---|---|---|
| 0735006 | | Intercom, David Clark, 4-Pos, 2-Radio, (D, O, RPTT), 2obC, U3805 | **INTERCOM SYSTEM**<br>There will be a four (4) position David Clark, Model U3800, intercom system with single radio interface capability at the driver and officer positions and remote radio push to talk buttons located above the officer seat. Two (2) crew cab outboard seats will have intercom only capability.<br>The following components will be provided:<br>One (1) U3805 Radio Cord Junction Module<br>Two (2) U3815 Radio interface modules (Driver, Officer)<br>Two (2) Remote Push To Talk Button Kits<br>One (1) U3800 Master station (1 Crew)<br>One (1) U3801 Remote headset intercom station (1 Crew)<br>One (1) C3820 Power cord<br>All necessary station cables and connectors |
| 0637058 | | David Clark Universal Radio Interfaces Included with Single/Dual System | **RADIO / INTERCOM INTERFACE INCLUDED**<br>All radio interfaced stations will have universal radio interfaces installed. The interface wiring will be routed within the cab to to the two way radio tranciever . |
| 0589947 | | Headset, David Clark, H3432 Over The Head, Flex Mic, Push On Push Off | **OVER THE HEAD HEADSET**<br>There will be four (4) over the head headset(s) provided driver, officer and each outboard forward facing seat.<br>Each David Clark, Model H3432, headset will feature:<br>5' Coiled cord<br>Noise cancelling electric microphone<br>Flexible microphone boom rotates 200 degrees for left or right dress<br>Microphone on/off button<br>Comfort Gel Earseals<br>23 dB noise reduction |
| 0819255 | | Hangers For Headsets, NFPA/ULC 2024, Each | **HEADSET HANGERS**<br>There will be four (4) headset hanger(s) installed driver's seat, officer's seat, driver's side inboard forward facing seat and passenger's side inboard forward facing seat. The hanger(s) will meet the current edition of applicable NFPA and ULC standards for equipment mounting. |
| 0067116 | | Bracket, Johnny Ray Swivel, 7 Lb. Rating | **BRACKET, JOHNNY RAY**<br>There will be one (1) Johnny Ray, radio swivel bracket rated for 7 lbs. and will be provided and installed centered on the center dash area over the dash controls. |
| 0812657 | SP | Antenna, Sierra Wireless, 10-in-1 Low Profile Dome Antenna | **MODEM ANTENNA**<br>There will be one (1) Sierra Wireless 10-in-1 dome bolt on antenna(s) mounted to the cab roof with the antenna cables routed to the In open area on cab raised roof. The antenna(s) will be black WiFi antenna.<br>The antenna will be provided with these specification;<br>Directivity: Omni-directional<br>Frequency Range: 617 to 960, 1710 to 6000 Mhz, and 4900-6000MHz<br>Impedance: 50 ohm<br>Compatibility: 4G, 5G<br>Voltage Standing Wave Ratio (VSWR):<2.1 +/- 4MHz<br>Cables/Connectors<br>Cellular: C32, 16ft, FAKRA D (Purple)<br>GPS: C32, 16ft, FAKRA C (Blue)<br>WiFi: C32, 16ft, FAKRA I (Beige)<br>Dimensions: 3.1 x 7.1<br>Operating Temperature : -40/ +80C (-40 / +176F ) |
| 0660489 | | Antenna Mount, Custom Chassis, Fill in Blank Mounting and Cable Locations | **RADIO ANTENNA MOUNT**<br>There will be two (2) standard 1.125", 18 thread, NMO type antenna mounting base(s) installed In open area on cab roof on the cab roof with high efficiency, low loss, coaxial cable(s) routed within the cab / crew area to Run wires to rear of officer seat area . A weatherproof cap will be installed on the mount. |
| 0816158 | | Camera, Pierce, LS Mux, RS, LS, R, Cameras, AHD | **VEHICLE CAMERA SYSTEM**<br>There will be a color vehicle camera system provided with the following:<br>One (1) Analog High Definition (AHD) camera located on the right side of the apparatus, pointing rearward, displayed automatically with the right side turn signal.<br>One (1) AHD camera located on the left side of the apparatus, pointing rearward, displayed automatically with the left side turn signal.<br>One (1) AHD, black camera located at the rear of the apparatus, pointing rearward, displayed automatically with the vehicle in reverse.<br>The camera images will be displayed on the left side vehicle information center display. Audio from the microphone on the rear camera will be emitted by an amplified speaker with volume control in the blank panel to the right of the steering column.<br>The following components will be included:<br>One (1) 1080P Rear Camera<br>Two (2) 1080P Side Cameras<br>All necessary cables |

| | | |
|---|---|---|
| 0814861 | Camera, Switcher, Pierce, 4 channel, AHD, CVBS | **Camera Switcher**<br>There will be one (1), HMU318 HD Image Processor multiplexer, 4 channel camera video switcher with remote control provided to allow single, dual, triplex, quad, trefoil, Y split and PIP view display modes on the vehicle information center display provided. The switcher will have one (1) CVBS, Composite Video Blanking and Sync, standard Definition video output and one (1) AHD, Analog High Definition video output for High Definition cameras. |
| 0657694 | Recess, Rear Vision Camera, Flanged Treadplate | **RECESS REAR CAMERA**<br>The rear camera located centered above the traffic advisor on top of the wedge step will be installed into a 2.25" deep, flanged diamond plate recessed box. Nutserts will be used to secure the box to the rear bulkhead. |
| 0890416 | Pierce Command Zone, Advanced Electronics & Control System, Enforcer, WiFi CZT | **ELECTRICAL POWER CONTROL SYSTEM**<br>The primary power distribution will be located forward of the officer's seating position and be easily accessible while standing on the ground for simplified maintenance and troubleshooting. Additional electrical distribution centers will be provided throughout the vehicle to house the vehicle's electrical power, circuit protection, and control components. The electrical distribution centers will be located strategically throughout the vehicle to minimize wire length. For ease of maintenance, all electrical distribution centers will be easily accessible. All distribution centers containing fuses, circuit breakers and/or relays will be easily accessible.<br>Distribution centers located throughout the vehicle will contain battery powered studs for supplying customer installed equipment thus providing a lower cost of ownership.<br>Circuit protection devices, which conform to SAE standards, will be utilized to protect electrical circuits. All circuit protection devices will be rated per NFPA requirements to prevent wire and component damage when subjected to extreme current overload. General protection circuit breakers will be Type-I automatic reset (continuously resetting). When required, automotive type fuses will be utilized to protect electronic equipment. Control relays and solenoid will have a direct current rating of 125 percent of the maximum current for which the circuit is protected per NFPA.<br>**Solid-State Control System**<br>A solid-state electronics based control system will be utilized to achieve advanced operation and control of the vehicle components. A fully computerized vehicle network will consist of electronic modules, electronic control modules to include black housings, a power indicator and status indicator located near their point of use to reduce harness lengths and improve reliability. The control system will comply with SAE J1939-11 recommended practices.<br>The control system will operate as a master-slave system whereas the main control module instructs all other system components. The system will contain patented Mission Critical software that maintains critical vehicle operations in the unlikely event of a main controller error. The system will utilize a Real Time Operating System (RTOS) fully compliant with OSEK/VDX™ specifications providing a lower cost of ownership.<br>For increased reliability and simplified use the control system modules will include the following attributes:<br>Green LED indicator light for module power<br>Red LED indicator light for network communication stability status<br>Control system self test at activation and continually throughout vehicle operation<br>No moving parts due to transistor logic<br>Software logic control for NFPA mandated safety interlocks and indicators<br>Integrated electrical system load management without additional components<br>Integrated electrical load sequencing system without additional components<br>Customized control software to the vehicle's configuration<br>Factory and field programmable to accommodate changes to the vehicle's operating parameters<br>To assure long life and operation in a broad range of environmental conditions, the solid-state control system modules will meet the following specifications:<br>Module circuit board will meet SAE J771 specifications<br>Operating temperature from -40 degrees Celsius to +70 degrees Celsius<br>Storage temperature from -40 degrees Celsius to +70 degrees Celsius<br>Vibration to 50g<br>IP67 rated enclosure (Totally protected against dust and also protected against the effect of temporary immersion between 15 centimeters and one (1) meter)<br>Operating voltage from eight (8) volts to 32 volts DC<br>The main controller will activate status indicators and audible alarms designed to provide warning of problems before they become critical.<br>**Circuit Protection and Control Diagram**<br>Copies of all job-specific, computer network input and output (I/O) connections will be provided with each chassis. The sheets will indicate the function of each module connection point, circuit protection information (where applicable), wire numbers, wire colors and load management information.<br>**On-Board Electrical System Diagnostics**<br>The on-board information center will include the following diagnostic information:<br>Text description of active warning or caution alarms<br>Simplified warning indicators<br>Amber caution indication with intermittent alarm<br>Red warning indication with steady tone alarm<br>Advanced diagnostic feature will be provided in this control system. From the Command Zone display or connected wireless device, these features allow the user to monitor the real-time status of every input or output on the vehicle. It also allows users logged in as an administrator to force on inputs or outputs to assist the troubleshooting process.<br>**TCU Module with WiFi**<br>An in cab module will provide WiFi wireless interface and data logging capability. The WiFi interface will comply with IEEE 802.11 b/g/n capabilities while communicating at 2.4 Gigahertz. The module will communicate through a black WiFi antenna allowing a line of site communication range of up to 300 feet with a roof mounted antenna.<br>The module will transmit a password protected web page to a WiFi enabled device (i.e. most smart phones, tablets or laptops) allowing two levels of user interaction. The firefighter level will |

allow vehicle monitoring of the vehicle and firefighting systems on the apparatus. The technician level will allow diagnostic access to inputs and outputs installed on the Command Zone™, control and information system.
The TCU capability will record faults from the engine, transmission, ABS and Command Zone™, control and information systems as they occur. No other data will be recorded at the time the fault occurs. The data TCU will provide up to 2 Gigabytes of data storage.
The TCU will provide a means to download the TCU information and update software in the device.

**Indicator Light and Alarm Prove-Out System**
A system will be provided which automatically tests basic indicator lights and alarms located on the cab instrument panel.

**Voltage Monitor System**
A voltage monitoring system will be provided to indicate the status of the battery system connected to the vehicle's electrical load. The system will provide visual and audible warning when the system voltage is below or above optimum levels.
The alarm will activate if the system falls below 11.8 volts DC for more than two (2) minutes.

**Dedicated Radio Equipment Connection Points**
There will be three (3) studs provided in the primary power distribution center located in front of the officer for two-way radio equipment. The studs will consist of the following:
12-volt 40-amp battery switched power
12-volt 60-amp ignition switched power
12-volt 60-amp direct battery power
There will also be a 12-volt 100-amp ground stud located in or adjacent to the power distribution center.

**EMI/RFI Protection**
To prevent erroneous signals from crosstalk contamination and interference, the electrical system will meet, at a minimum, SAE J551/2, thus reducing undesired electromagnetic and radio frequency emissions. An advanced electrical system will be used to ensure radiated and conducted electromagnetic interference (EMI) or radio frequency interference (RFI) emissions are suppressed at their source.
The apparatus will have the ability to operate in the electromagnetic environment typically found in fire ground operations to ensure clean operations. The electrical system will meet, without exceptions, electromagnetic susceptibility conforming to SAE J1113/25 Region 1, Class C EMR for 10KHz-1GHz to 100 Volts/Meter. The vehicle OEM, upon request, will provide EMC testing reports from testing conducted on an entire apparatus and will certify that the vehicle meets SAE J551/2 and SAE J1113/25 Region 1, Class C EMR for 10KHz-1GHz to 100 Volts/Meter requirements. Component and partial (incomplete) vehicle testing is not adequate as overall vehicle design can impact test results and thus is not acceptable by itself.
EMI/RFI susceptibility will be controlled by applying appropriate circuit designs and shielding. The electrical system will be designed for full compatibility with low-level control signals and high-powered two-way radio communication systems. Harness and cable routing will be given careful attention to minimize the potential for conducting and radiated EMI/RFI susceptibility.

0896456 Prognostics, Electrical System

**ELECTRICAL SYSTEM PROGNOSTICS**
There will be a software based vehicle tool provided to predict remaining life of the vehicles critical fluid and events.
The system will send automatic indications to the Command Zone™ information center and/or wireless enabled devices to proactively alert of upcoming service intervals.
Prognostics will include the following:
Engine oil and filter
Transmission oil and filter

| | | |
|---|---|---|
| 0624253 | Electrical System, Enforcer MUX | **ELECTRICAL**<br>All 12-volt electrical equipment installed by the apparatus manufacturer will conform to modern automotive practices. All wiring will be high temperature crosslink type. Wiring will be run, in loom or conduit, where exposed and have grommets where wire passes through sheet metal. Automatic reset circuit breakers will be provided which conform to SAE Standards. Wiring will be color, function and number coded. Function and number codes will be continuously imprinted on all wiring harness conductors at 2.00" intervals. Exterior exposed wire connectors will be positive locking, and environmentally sealed to withstand elements such as temperature extremes, moisture and automotive fluids.<br>Electrical wiring and equipment will be installed utilizing the following guidelines:<br>All holes made in the roof will be caulked with silicon. Large fender washers, liberally caulked, will be used when fastening equipment to the underside of the cab roof.<br>Any electrical component that is installed in an exposed area will be mounted in a manner that will not allow moisture to accumulate in it. Exposed area will be defined as any location outside of the cab or body.<br>Electrical components designed to be removed for maintenance will not be fastened with nuts and bolts. Metal screws will be used in mounting these devices. Also a coil of wire will be provided behind the appliance to allow them to be pulled away from mounting area for inspection and service work.<br>Corrosion preventative compound will be applied to all terminal plugs located outside of the cab or body. All non-waterproof connections will require this compound in the plug to prevent corrosion and for easy separation (of the plug).<br>All lights that have their sockets in a weather exposed area will have corrosion preventative compound added to the socket terminal area.<br>All electrical terminals in exposed areas will have silicon applied completely over the metal portion of the terminal.<br>All lights and reflectors, required to comply with Federal Motor Vehicle Safety Standard #108, will be furnished. Rear identification lights will be recessed mounted for protection. Lights and wiring mounted in the rear bulkheads will be protected from damage by installing a false bulkhead inside the rear compartments.<br>An operational test will be conducted to ensure that any equipment that is permanently attached to the electrical system is properly connected and in working order.<br>The results of the tests will be recorded and provided to the purchaser at time of delivery. |
| 0079211 | Batteries, (6) Stryten/Exide Grp 31, 950 CCA each, Threaded Stud | **BATTERY SYSTEM**<br>There will be six (6) 12 volt Stryten/Exide®, Model 31S950X3W, batteries that include the following features will be provided:<br>950 CCA, cold cranking amps<br>190 amp reserve capacity<br>High cycle<br>Group 31<br>Rating of 5700 CCA at 0 degrees Fahrenheit<br>1140 minutes of reserve capacity<br>Threaded stainless steel studs<br>Each battery case will be a black polypropylene material with a vertically ribbed container for increased vibration resistance. The cover will be manifold vented with a central venting location to allow a 45 degree tilt capacity.<br>The inside of each battery will consist of a "maintenance free" grid construction with poly wrapped separators and a flooded epoxy bottom anchoring for maximum vibration resistance. |
| 0615563 | Battery System, Single Start, Kissling Red Switch, Saber FR/Enforcer | **BATTERY SYSTEM**<br>There will be a single starting system with an ignition switch and starter button provided and located on the cab instrument panel.<br>**MASTER BATTERY SWITCH**<br>There will be a Kissling, red master battery switch provided within the cab within easy reach of the driver to activate the battery system.<br>An indicator light will be provided on the instrument panel to notify the driver of the status of the battery system. |
| 0002698 | Battery Compartment, Saber/Enforcer | **BATTERY COMPARTMENTS**<br>Batteries will be placed on non-corrosive mats and be stored in well ventilated compartments located under the cab and bolted directly to the chassis frame. The battery boxes will have reinforced sides. The battery compartments will be constructed of 0.188" steel plate and be designed to accommodate a maximum of three (3) group 31 batteries in each compartment. The battery hold-downs will be of a non-corrosive material. All bolts and nuts will be stainless steel. Heavy-duty, 2/0 gauge, color coded battery cables will be provided. Battery terminal connections will be coated with anti-corrosion compound.<br>Battery solenoid terminal connections will be encapsulated with semi-permanent rubberized compound.<br>**JUMPER STUDS**<br>One (1) set of battery jumper studs with plastic color-coded covers will be included on the battery compartments. |
| 0812586 | Charger, Sngl Sys, Kussmaul, Chief 091-266-12-60, 60 Amp | **BATTERY CHARGER**<br>There will be a Kussmaul™, Chief Series Smart Charger 6012, product code 091-266-12-60, 60 amp battery charger with build-in touch screen display provided.<br>The battery charger will be wired to the AC shoreline inlet through a junction box located near the battery charger. |

| | | |
|---|---|---|
| 0814869 | Location, Cab, Charger, Behind Driver Seat | The battery charger will be located in the cab behind the driver seat. |
| 0811943 | Panel, Remote Control, Kussmaul, Chief 091-266-RCP | **REMOTE CONTROL PANEL - BATTERY CHARGER**<br>There will be a Kussmaul™, Chief Series Smart Charger remote control panel, product code 091-266-RCP included. |
| 0814939 | Location, Cab, Ind/Remote, Driver's Seat Riser | The battery charger indicator will be located on the driver's seat riser. |
| 0811952 | Not Required, Indicator/Remote Status | |
| 0016857 | Shoreline, 20A 120V, Kussmaul Auto Eject, 091-55-20-120, Super | **AUTO EJECT FOR SHORELINE**<br>There will be one (1) Kussmaul™, Model 091-55-20-120, 20 amp 120 volt AC shoreline inlet(s) provided to operate the dedicated 120 volt AC circuits on the apparatus.<br>The shoreline inlet(s) will include red weatherproof flip up cover(s).<br>There will be a release solenoid wired to the vehicle's starter to eject the AC connector when the engine is starting.<br>The shoreline(s) will be connected to the battery charger.<br>There will be a mating connector body supplied with the loose equipment.<br>There will be a label installed near the inlet(s) that state the following:<br>Line Voltage<br>Current Ratting (amps)<br>Phase<br>Frequency |
| 0026800 | Shoreline Location | The shoreline receptacle will be located on the driver's side cab step well area as far rearward as practical. |
| 0647728 | Alternator, 430 amp, Delco Remy 55SI | **ALTERNATOR**<br>A Delco Remy®, Model 55SI, alternator will be provided. It will have a rated output current of 430 amps, as measured by SAE method J56. The alternator will feature an integral regulator and rectifier system that has been tested and qualified to an ambient temperature of 257 degrees Fahrenheit (125 degrees Celsius). The alternator will be connected to the power and ground distribution system with heavy-duty cables sized to carry the full rated alternator output. |

| | | |
|---|---|---|
| 0092582 | Load Manager/Sequencer, MUX | **ELECTRONIC LOAD MANAGER**<br>An electronic load management (ELM) system will be provided that monitors the vehicles 12-volt electrical system, automatically reducing the electrical load in the event of a low voltage condition, and automatically restoring the shed electrical loads when a low voltage condition expires. This ensures the integrity of the electrical system.<br>For improved reliability and ease of use, the load manager system will be an integral part of the vehicle's solid state control system requiring no additional components to perform load management tasks. Load management systems which require additional components will not be allowed.<br>The system will include the following features:<br>System voltage monitoring.<br>A shed load will remain inactive for a minimum of five minutes to prevent the load from cycling on and off.<br>Sixteen available electronic load shedding levels.<br>Priority levels can be set for individual outputs.<br>High Idle to activate before any electric loads are shed and deactivate with the service brake.<br>If enabled:<br>"Load Man Hi-Idle On" will display on the information center.<br>Hi-Idle will not activate until 30 seconds after engine start up.<br>Individual switch "on" indicator to flash when the particular load has been shed.<br>The information center indicates system voltage.<br>The information center, where applicable, includes a "Load Manager" screen indicating the following:<br>Load managed items list, with priority levels and item condition.<br>Individual load managed item condition:<br>ON = not shed<br>SHED = shed<br>**SEQUENCER**<br>A sequencer will be provided that automatically activates and deactivates vehicle loads in a preset sequence thereby protecting the alternator from power surges. This sequencer operation will allow a gradual increase or decrease in alternator output, rather than loading or dumping the entire 12 volt load to prolong the life of the alternator.<br>For improved reliability and ease of use, the load sequencing system will be an integral part of the vehicle's solid state control system requiring no additional components to perform load sequencing tasks. Load sequencing systems which require additional components will not be allowed.<br>Emergency light sequencing will operate in conjunction with the emergency master light switch. When the emergency master switch is activated, the emergency lights will be activated one by one at half-second intervals. Sequenced emergency light switch indicators will flash while waiting for activation.<br>When the emergency master switch is deactivated, the sequencer will deactivate the warning light loads in the reverse order.<br>Sequencing of the following items will also occur, in conjunction with the ignition switch, at half-second intervals:<br>Cab Heater and Air Conditioning<br>Crew Cab Heater (if applicable)<br>Crew Cab Air Conditioning (if applicable)<br>Exhaust Fans (if applicable)<br>Third Evaporator (if applicable) |
| 0783153 | Headlights, Rect LED, JW Spkr Evo 2, AXT/Enf/Imp/Sab/Vel | **HEADLIGHTS**<br>There will be four (4) JW Speaker®, Model 8800, 4" x 6" rectangular LED lights mounted in the front quad style, chrome housing on each side of the cab grille:<br>the outside light on each side will contain a part number 055***1 low beam module<br>the inside light on each side will contain a part number 055***1 high beam module<br>the headlights to include chrome bezels<br>The low beam lights will be activated when the headlight switch is on.<br>The high beam and low beam lights will be activated when the headlight switch and the high beam switch is activated. |
| 0625953 | Light, Directional, Wln 600 Cmb, Cab Crn, Wrp Bzl Out HD Lts, Enf/Sab | **DIRECTIONAL LIGHTS**<br>There will be two (2) Whelen 600 series, LED combination directional/marker lights provided. The lights will be located on the outside cab corners, next to the headlights.<br>The color of the lenses will be the same color as the LED's. |
| 0768311 | Light, Directional/Marker, Intermediate, Truck-Lite 30375Y Grm Mt, 2lts, MUX | **INTERMEDIATE LIGHT**<br>There will be two (2) Truck-Lite®, part number 30375Y, 2.24" diameter lights with amber LEDs, grommet mount and chrome cover furnished, one (1) each side in the rear fender panel. The light will double as a turn signal and marker light. |
| 0647799 | Lights, Clearance/Marker/ID, Front, Truck-Lite 35200Y LED 5 Lts, Saber FR/Enf | **CAB CLEARANCE/MARKER/ID LIGHTS**<br>There will be five (5) Truck-Lite, Model 35200Y, amber LED lights provided to indicate the presence and overall width of the vehicle in the following locations:<br>Three (3) amber LED identification lights will be installed in the center of the cab above the windshield.<br>Two (2) amber LED clearance lights will be installed, one (1) on each outboard side of the cab above the windshield.<br>The lights will be mounted with no guard. |

| | | |
|---|---|---|
| 0625210 | Lights, Directional, Cab Front Side, Truck-Lite 19036Y LED, AXT/Enf | **FRONT CAB SIDE CLEARANCE/MARKER LIGHTS**<br>There will be two (2) Truck-Lite®, Model 19036Y, amber LED lights installed to the outside of the chrome wrap around bezel, one (1) on each side of the cab.<br>The lights will activate as additional directional lights with the corresponding directional circuit. |
| 0534987 | Lights, Clearance/Marker/ID, Rear, Truck-Lite 33050R LED 7Lts, Aerial | **REAR CLEARANCE/MARKER/ID LIGHTING**<br>There will be three (3) Truck-Lite®, Model 33050R, LED lights used as identification lights recessed and located at the rear of the apparatus per the following:<br>As close as practical to the vertical centerline<br>Centers spaced not less than 6.00" or more than 12.00" apart<br>Red in color<br>All at the same height<br>There will be two (2) Truck-Lite, Model 33050R, LED lights recessed at the rear of the apparatus used as clearance lights located at the rear of the apparatus per the following:<br>To indicate the overall width of the vehicle<br>One (1) each side of the vertical centerline<br>As near the top as practical<br>Red in color<br>To be visible from the rear<br>All at the same height<br>There will be two (2) Truck-Lite, Model 33050R, LED lights recessed on the side of the apparatus as marker lights as close to the rear as practical per the following:<br>To indicate the overall length of the vehicle<br>One (1) each side of the vertical centerline<br>As near the top as practical<br>Red in color<br>To be visible from the side<br>All at the same height<br>There will be two (2) red reflectors located on the rear of the truck facing to the rear. One (1) each side, as far to the outside as practical, at a minimum of 15.00", but no more than 60.00", above the ground.<br>There will be two (2) red reflectors located on the side of the truck facing to the side. One (1) each side, as far to the rear as practical, at a minimum of 15.00", but no more than 60.00", above the ground.<br>Per FMVSS 108 and CMVSS 108 requirements. |
| 0602938 | Light, Marker End Outline, Rubber Arm, LED Marker Lamp, Rear Body | **MARKER LIGHTS**<br>There will be one (1) pair of amber and red LED marker lights with rubber arm, located at the rear most lower corner of the body. The amber lens will face the front and the red lens will face the rear of the truck.<br>These lights will be activated with the running lights of the vehicle. |
| 0804514 | Lights, Tail, Wln M62BTT* Red Stop/Tail & M62T* Amber Dir Arw For Hsg | **REAR FMVSS LIGHTING**<br>The rear stop/tail and directional lighting included in the rear tail light housing will include the following:<br>Two (2) Whelen®, Model M62BTT, 4.30" high x 6.70" wide x 1.40" deep brake/tail lights with red LEDs<br>Two (2) Whelen, Model M62T, 4.30" high x 6.70" wide x 1.40" deep directional lights with amber LEDs. The directional lights will be set to Steady On (Arrow) flash pattern.<br>The lens color(s) to be the same as the LEDs. |
| 0806466 | Lights, Backup, Wln M62BU, LED, For Tail Lt Housing | There will be two (2) Whelen Model M62BU, LED backup lights provided in the tail light housing. |
| 0889577 | Bracket, License Plate & Light, P25 LED, Stainless Brkt | **LICENSE PLATE BRACKET**<br>One (1) license plate bracket constructed of stainless steel will be provided at the rear of the apparatus.<br>One (1) white LED light with chrome housing will be provided to illuminate the license plate. A stainless steel light shield will be provided over the light that will direct illumination downward, preventing white light to the rear. |
| 0556842 | Bezels, Wln, (2) M6 Chrome Pierce, For mtg (4) Wln M6 lights | **LIGHTING BEZEL**<br>There will be two (2) Whelen, Model M6FCV4P, four (4) place chromed ABS housings with Pierce logos provided for the rear M6 series stop/tail, directional, back up, scene lights or warning lights. |
| 0589905 | Alarm, Back-up Warning, PRECO 1040 | **BACK-UP ALARM**<br>A PRECO, Model 1040, solid-state electronic audible back-up alarm that actuates when the truck is shifted into reverse will be provided. The device will sound at 60 pulses per minute and automatically adjust its volume to maintain a minimum ten (10) dBA above surrounding environmental noise levels. |

| | | |
|---|---|---|
| 0626588 | Lights, Perimeter Cab, TecNiq T10-LC00-1 15" LED 4Dr | **CAB PERIMETER SCENE LIGHTS**<br>There will be four (4) TecNiq, Model T10-LC00-1, 15.00" lights with white LEDs and 45 degree stainless steel brackets provided per the following:<br>one (1) under the driver's side cab access step<br>one (1) under the passenger's side cab access step<br>one (1) under the passenger's side crew cab access step<br>one (1) under the driver's side crew cab access step<br>The lights will be activated when the battery switch is on, when the respective door is open and by the same control selected for the body perimeter lights. |
| 0616648 | Lights, Perimeter Pump House, TecNiq T10-LC00-1 15" LED 1lt | **PUMP HOUSE PERIMETER LIGHTS**<br>There will be one (1) TecNiq, Model T10-LC00-1, 15.00" 12 volt DC light with white LEDs and 45 degree stainless steel bracket provided under the passenger's side pump panel running board.<br>The light will be controlled by the same means as the body perimeter lights. |
| 0616277 | Lights, Perimeter Body, TecNiq T10-LC00-1 15" LED 2lts, Turntable Access | **BODY PERIMETER SCENE LIGHTS**<br>There will be two (2) TecNiq, Model T10-LC00-1, 15.00" 12 volt DC lights with white LEDs and 45 degree stainless steel brackets provided per the following:<br>one (1) light under the driver's side turntable access steps<br>one (1) light under the passenger's side turntable access steps<br>The perimeter scene lights will be activated when the parking brake is applied. |
| 0617802 | Lights, Perimeter, TecNiq T10-LC00-1 15" LED | **ADDITIONAL PERIMETER LIGHTS**<br>There will be four (4) TecNiq, Model T10-LC00-1, 1.25" high x 15.00" long white LED light(s) provided under LS1 and RS1 and each side under front bumper.<br>These additional lights will be controlled with the other body perimeter lights. |
| 0814230 | Not Required, Enhanced Software for Perimeter Lts | |
| 0776995 | Light, Roof Mt, HiViz, FT-MB-12-*-*, 17" | **12 VOLT LIGHTING**<br>There will be two (2) HiViz Model FT-MB-12-*, 2.56" high x 17.65" long x 3.31" deep 6,336 lumens 12 volt DC LED light(s) with with a combination of flood and spot optics provided on the cab roof located, one (1) on the driver's side and one (1) on the passenger's side under the lightbars.<br>The painted parts of the light housing and brackets to be black.<br>The light(s) will be controlled by a switch at the driver's side switch panel and by a switch at the passenger's side switch panel.<br>The light(s) may be load managed when the parking brake is applied. |
| 0768061 | Lights, Wln, PCPSM2* Pioneer, 12 VDC, 1st | **12 VOLT DC SCENE LIGHTS**<br>There will be two (2) Whelen® Model PCPSM2*, 16,000 lumens 12 volt DC powered light(s) with white LEDs installed on the cab located, one (1) on the LS cab, between the front and rear doors, as high as possible and one (1) on the RS cab, between the front and rear doors as high as possible.<br>The surface mount housing(s) will be provided with a chrome cover.<br>The light(s) will be activated by a switch at the driver's side switch panel, by a switch at the left side pump panel and by a switch at the passenger's side switch panel.<br>The light(s) may be load managed when the parking brake is applied. |
| 0772850 | Lights, Wln, S16*M* 16" 12VDC, 1st | **12 VOLT LIGHTING**<br>There will be two (2) Whelen® Model S16*M*, 6,480 lumens 16.00" 12 volt DC light(s) with white LEDs in flood optics provided on the body located, at the rear, in the scene light, traffic advisor housing, one (1) on each side of the traffic advisor.<br>The painted parts of this light assembly to be black.<br>The scene LEDs will be activated by a switch at the driver's side switch panel, by a switch at the left side pump panel, by a switch at the passenger's side switch panel and by a switch in a recessed cup located at the passenger's side rear bulkhead.<br>These light(s) may be load managed when the parking brake is applied. |

| | | |
|---|---|---|
| 0749207 | Lights, Wln, S30M** 30" 12VDC, RS Body | **12 VOLT LIGHTING**<br>There will be one (1) Whelen® Model S30M**, 12,960 lumens 30.00" 12 volt DC light(s) with white LEDs provided on the right side of the body located, (1) on the RS body catwalk over RS2, justified on the outboard side of the hatch compartment.. The painted parts of this light assembly to be black.<br>The light(s) will include the following:<br>Six (6) scene light modules with white LEDs<br>Three (3) amber LEDs as marker lights<br>Two (2) additional LED modules. The additional modules to be two (2) scene light modules with white LEDs.<br>The lights will be activated per the following:<br>The amber marker lights not activated.<br>The scene LEDs will be controlled by the same control that has been selected for the passenger's side scene light(s).<br>There will be a switch in the cab on the switch panel to control the flashing or spot LED modules.<br>The light(s) may be load managed when the parking brake is applied. |
| 0749209 | Lights, Wln, S30M** 30" 12VDC, LS Body | **12 VOLT LIGHTING**<br>There will be one (1) Whelen® Model S30M**, 12,960 lumens 30.00" 12 volt DC light(s) with white LEDs provided on the left side of the body located, one (1) on the LS body catwalk, justified over LS3, on the outboard side of the hatch compartment. The painted parts of this light assembly to be black.<br>The light(s) will include the following:<br>Six (6) scene light modules with white LEDs<br>Three (3) amber LEDs as marker lights<br>Two (2) additional LED modules. The additional modules to be two (2) scene light modules with white LEDs.<br>The lights will be activated per the following:<br>The amber marker lights not activated.<br>The scene LEDs will be controlled by the same control that has been selected for the driver's side scene light(s).<br>There will be a switch in the cab on the switch panel to control the flashing or spot LED modules.<br>The light(s) may be load managed when the parking brake is applied. |
| 0898617 | Lights, Hose Bed, Sides, Dual Strips, 45 Ends | **HOSE BED LIGHTS**<br>There will be two (2) sets of 12 volt DC light strips with white LEDs provided to illuminate the hose bed and under the turntable per the following:<br>One (1) set of lights installed on the left side of the hose bed.<br>One (1) set of lights installed on the right side of the hose bed.<br>There will be a 16 gauge bright stainless steel overhead cover with 45 degreed ends provided over the lights to protect the lights from the hose and the hose from damaging snags.<br>The lights will be activated when the aerial device parking brake is applied. |
| 0645681 | Lights, Not Required, Rear Work, Deck Lights At Rear | |
| 0768376 | Lights, Walk Surf, FRP Flood, LED, Qty, Loc Fet | **WALKING SURFACE LIGHT**<br>There will be three (3) Model FRP, 4" round black 12 volt DC LED light(s) with bolt mount provided one (1) on the vertical rear wall of the LS3 compartment and one (1) on the vertical rear wall of the RS3 compartment. Lights will be mounted as low as possible (next to top of LS2 and RS2 compartments), front of HB to illuminate the designated walking surface on top of the body.<br>The light(s) will be activated when the body step lights are on. |
| 0039777 | Switch, Second, Emergency Master, PS | **SWITCH, SECOND EMERGENCY MASTER**<br>A second Emergency Master "on/off" switch will be provided. The switch will be in addition to the standard emergency master switch. Switch will be located in the cab instrument panel on the officers side. |
| 0893358 | Aerial, HD Ladder 100' LSL Tandem, Alum Body | |
| 0554269 | Body Skirt Height, 18" | |

| | | | |
|---|---|---|---|
| 0014926 | | Tank, Water, 300 Gallon, Poly, Ascendant Tandem, PAL/PAP, Notched | **WATER TANK**<br>It will have a capacity of 300 gallons and will be constructed of polypropylene plastic in an L-shape with a notch for hose storage. The joints and seams will be nitrogen welded inside and out. The tank will be baffled in accordance with the current edition of applicable NFPA standards. The baffles will have vent openings at both the top and bottom of each baffle to permit movement of air and water between compartments. The longitudinal partitions will be constructed of .38" polypropylene plastic and extend from the bottom of the tank through the top cover to allow positive welding. The transverse partitions extend from 4" off the bottom to the underside of the top cover. All partitions interlock and will be welded to the tank bottom and sides. The tank top will be constructed of .50" polypropylene. It will be recessed .38" and will be welded to the tank sides and the longitudinal partitions. It will be supported to keep it rigid during fast filling conditions. Construction will include 2.00" polypropylene dowels spaced no more than 30.00" apart and welded to the transverse partitions. Two of the dowels will be drilled and tapped (.50" diameter, 13.00" deep) to accommodate lifting eyes. A sump will be provided at the bottom of the water tank. The sump will include a drain plug and the tank outlet. Tank will be installed in a fabricated "cradle" assembly constructed of structural steel. Sufficient crossmembers are provided to properly support bottom of tank. Crossmembers are constructed of steel bar channel or rectangular tubing. Tank "floats" in cradle to avoid torsional stress caused by chassis frame flexing. Rubber cushions, .50" thick x 3.00" wide, will be placed on all horizontal surfaces that the tank rests on. Stops are provided to prevent an empty tank from bouncing excessively while moving vehicle. Tank mounting system is approved by the manufacturer. |
| 0003405 | | Overflow, 4.00" Water Tank, Poly | Fill tower will be constructed of 0.50" polypropylene and will be a minimum of 8.00" wide x 14.00" long.<br>Fill tower will be furnished with a 0.25" thick polypropylene screen and a hinged cover.<br>An overflow pipe, constructed of 4.00" schedule 40 polypropylene, will be installed approximately halfway down the fill tower and extend through the water tank and exit to the rear of the rear axle. |
| 0028104 | | Foam Cell Required | |
| 0687530 | SP | Tank Overflow, Extension, Aerial | **OVERFLOW EXTENSION**<br>The tank overflow will have a hose extension added below the torque box to allow for the hose to drain behind the rear axle. |
| 0003429 | | Not Required, Direct Tank Fill | |
| 0751577 | | Hose Bed, Aluminum, Trough Style, 2G Aerial | **HOSE BED**<br>The hose bed will be fabricated of 0.125" thick 5052-H32 aluminum with a tensile strength of 31,000.<br>The sides of the hose bed will not form any portion of the fender compartments.<br>The hose bed will be located ahead of the ladder turntable between the tank and side body compartments.<br>Hose removal will be at the rear of the body via "chutes" under the turntable on the right side.<br>Each chute will be enclosed with a full height smooth aluminum door. There will be a SouthCo C2 black raised trigger lever latch and a pneumatic cylinder at the top of the door (if applicable).<br>The hose bed flooring will consist of removable aluminum grating with a top surface that is corrugated to aid in hose aeration.<br>The grating slats will be 0.50" wide x 4.50" long with spacing between the slats for hose ventilation. |
| 0723547 | | Painted Hose Bed/Cargo Area | The hose bed/cargo area interior will be painted to match the lower body color. |
| 0003491 | | Hose Bed Capacity 1000' of 5.00", Ascendant, PAP, PAL | Hose capacity will be a minimum of 1000' of 5.00" large diameter hose. |
| 0591017 | | Hose Restraint, Hose Bed, Aerial, Front Velcro Strap, Top | **AERIAL HOSE BED HOSE RESTRAINT**<br>The hose in the hose bed will be restrained by one (1) black nylon Velcro® strap at the top of the hose bed. The strap will be installed to the top of the hose bed side sheets. |
| 0003512 | | Running Boards, Ascendant, PAL | **RUNNING BOARDS**<br>The running boards will be fabricated of 0.125" bright aluminum treadplate and supported by structural steel angle assemblies bolted to the chassis frame rails.<br>Running boards will be 13.00" deep and are spaced away from the body 0.50".<br>A splash guard will be provided to keep road dirt or water from splashing up onto the pump panels.<br>The running boards will have a riser on the body to protect the painted surface from damage by stepping on the running boards.<br>The entire surface of the running boards will be covered with bright aluminum treadplate. |

| | | | |
|---|---|---|---|
| 0830668 | SP | Turntable Steps-Morton Cass, Swing-Down, 48.50" Rear Wall Height, Handhlds, RS | **TURNTABLE STEPS**<br>Steps to access the turntable from the right side will be provided just behind the compartmentation.<br>All steps will be designed to match the 48.50" special height of the rear wall. The bottom edge of the rear wall has been raised from standard to increase the angle of departure.<br>The swing down step mechanism will be constructed of brushed aluminum with bright aluminum steps with Morton Cass inserts.<br>The step well will be lined with bright aluminum treadplate to act as scuffplates.<br>The bottom step will have a step height not exceeding 24.00" from the ground to the top surface of the step at any time.<br>Handrails will be provided on each side of each set of access steps.<br>A hand hold will be provided in the left and right side of the access steps.<br>The steps will be connected to the "Do Not Move Truck" indicator in the cab. |
| 0889980 | | Lights, Step (3), P25 LED, One Side | **STEP LIGHTS**<br>There will be three (3) white P25 LED step lights provided for the aerial turntable access steps. In order to ensure exceptional illumination, each light will provide a minimum of 25 foot-candles (fc) covering an entire 15" x 15" square placed ten (10) inches below the light and a minimum of 1.5 fc covering an entire 30" x 30" square at the same ten (10) inch distance below the light.<br>The step lights will be activated by when the parking brake is applied. |
| 0690023 | | Wall, Rear, Smooth Aluminum | **SMOOTH ALUMINUM REAR WALL**<br>The rear wall will be smooth aluminum. |
| 0058049 | | Tow Eyes, Stainless Steel, (2), Aerial | **TOW EYES**<br>Two (2) rear stainless steel tow eyes will be located at the rear of the apparatus and will be mounted directly to the torque box. The inner and outer edges of the tow eyes will be radiused. |
| 0098825 | SP | Rear Substructure Raised 5", Ascend TA, 105', 100' HAL, 100' RMAP/PAP | **REAR SUBSTRUCTURE RAISED**<br>The rear substructure will be raised 5". This will allow for a greater angle of departure. |
| 0013641 | | Construction, Compt, Alum, Ascendant Tandem, PAL | **COMPARTMENTATION**<br>Compartmentation will be fabricated of 0.125" 5052 aluminum. The side compartments are an integral assembly with the rear fenders. Fully enclosed rear wheel housings will be provided to prevent rust pockets and for ease of maintenance. Due to the severe loading requirements of this aerial, a method of compartment body support suitable for the intended load will be provided. The backbone of the support system will be the chassis frame rail, which is the strongest component of the chassis and is designed for sustaining maximum loads.<br>A support system will be used which will incorporate a floating substructure by using Neoprene Elastomer isolators to allow the body to remain rigid while the chassis goes through its natural flex. The isolators will have a broad range of proven viability in vehicular applications, be of a fail safe design, and allow for all necessary movement in three (3) transitional and rotational modes. This will result in a 500 lb equipment rating for each lower compartment of the body.<br>The compartmentation in front of the rear axle will include a 3.00" steel support assemblies which are bolted to the chassis frame rails. A steel framework will be mounted to the body above these support assemblies connected to the support assemblies with isolators. There will be one (1) support assembly mounted to each chassis frame rail.<br>The compartmentation behind the rear axle will include 3.00" steel support assemblies which are bolted to the chassis frame rails and extend underneath to the outside edge of the body. The support assembly will be coated to isolate the dissimilar metals before it is bolted to the body. There will be one (1) support assembly mounted to each chassis frame rail.<br>Compartment flooring will be of the sweep out design with the floor higher than the compartment door lip. The compartment door openings are framed by flanging the edges in 1.75" and bending out again 0.75" to form an angle. Drip protection is provided over all door openings by means of bright aluminum extrusion or formed bright aluminum treadplate. Side compartment tops will be covered with bright aluminum treadplate with a 1.00" rolled over edge on the front, rear and outward side. The covers are fabricated in one (1) piece and have the corners welded. A bright aluminum treadplate cover will be provided on the front wall of each side compartment. All screws and bolts which protrude into a compartment will have acorn nuts at the ends to prevent injury. The body design has been fully tested. Proven engineering and test techniques such as finite element analysis, model analysis, stress coating and strain gauging have been performed with special attention given to fatigue life and structural integrity of the compartment body and substructure.<br>**AGGRESSIVE WALKING SURFACE**<br>All exterior surfaces designated as stepping, standing, and walking areas will comply with the required average slip resistance of the current NFPA standards.<br>**LOUVERS**<br>All body compartments will have a minimum of one (1) set of louvers stamped into a wall to provide the proper airflow inside the compartment and to prevent water from dripping into the compartment. These louvers will be formed into the metal and not added to the compartment as a separate plate. |

| | | |
|---|---|---|
| 0063695 | Compt, LS F/H F/D, Roll Drs, w/o Chute, Ascendant Tandem, 105', 100 HAL | **LEFT SIDE COMPARTMENTATION**<br>A full height roll-up door compartment ahead of the rear wheels will be 41.75" wide x 64.00" high x 24.25" deep inside with an clear door opening of 38.75" wide x 56.38" high.<br>One (1) roll-up door compartment above the fender compartments and over the rear axles will be provided. The compartment will be 72.13" wide x 33.25" high x 24.25" deep inside with a clear door opening of 63.75" wide x 25.50" high.<br>A compartment with a single pan polished stainless steel door will be located above the front stabilizer. The door will be hinged on the rear body side with a SouthCo C2 black raised trigger lever latch. The compartment will be approximately 18.00" wide x 23.00" high x 24.25" deep with a door opening of approximately 12.00" wide x 15.75" high. |
| 0063727 | Compt, LS Turntable, F/H F/D, Roll Dr & Lift Dr, Ascendant Tandem, 105' | A full height roll-up door compartment behind the rear wheels will be 43.75" wide x 49.25" high x 21.25" deep. The clear door opening will be 40.75" wide x 41.62" high.<br>One (1) lift-up door compartment below the turntable will be provided. The compartment will be 39.38" wide x 18.38" high x 21.25" deep inside with a door opening of 35.00" wide x 14.88" high. |
| 0023681 | Compt, IPO Stairs, LS, Roll-up Door | **LEFT SIDE COMPARTMENT IN PLACE OF TURNTABLE STEPS**<br>A roll-up door compartment in place of turntable stairs 12.00" deep x 20.88" wide x 39.50" high inside with a minimum clear door opening of approximately 15.25" wide x 39.50" high will be provided |
| 0063733 | Compt, RS F/H, Roll Drs, Ascendant Tandem, 105 HDL, 100 HAL | **RIGHT SIDE COMPARTMENTATION**<br>A full height roll-up door compartment ahead of the rear wheels will be 41.75" wide x 64.00" high x 24.25" deep inside the lower 29.75" and 12.00" deep inside the upper portion with a clear door opening of 38.75" wide x 55.38" high.<br>One (1) roll-up door compartment will be provided above the fender compartments and over the rear axles. The compartment will be 72.13" wide x 33.25" high x 12.00" deep inside with a clear door opening of 63.75" wide x 24.50" high.<br>A compartment with a single pan polished stainless steel door will be located above the front stabilizer. The door will be hinged on the rear body side with a SouthCo C2 black raised trigger lever latch. The compartment will be 18.00" wide x 23.00" high x 12.00" deep with a door opening of 12.00" wide x 15.75" high. |
| 0035382 | Compt, RS Turntable, F/H, Roll Dr & Lift Dr, Ascendant Tandem, 105 HDL | A full height roll-up door compartment behind the rear wheels will be approximately 43.75" wide x 49.25" high x 21.25" deep inside the lower 29.75" and 12.00" deep in the upper portion. The clear door opening will be approximately 40.75" wide x 41.62" high.<br>One (1) compartment below the turntable with a lift-up door will be approximately 39.38" wide x 18.38" high x 12.00" deep inside with a door opening of approximately 35.00" wide x 14.88" high. |
| 0023673 | Compt, IPO Stairs, Not Required, RS | |
| 0594012 | Doors, Amdor, Rollup, Side Compartments | **SIDE COMPARTMENT ROLL-UP DOORS**<br>There will be seven (7) compartment doors installed on the side compartments, double faced, aluminum construction, painted one (1) color to match the lower portion of the body and manufactured by AMDOR™ brand roll-up doors.<br>Door(s) will be constructed using 1.00" extruded double wall aluminum slats which will feature a flat smooth interior surface to provide maximum protection against equipment hang-up. The slats will be connected with a structural driven ball and socket hinge designed to provide maximum curtain diaphragm strength. Mounting and adjusting the curtain will be done with a clip system that connects the curtain to the balancer drum allowing for easy tension adjustment without tools. The slats will be mounted in reusable slat shoes with positive snap-lock securement.<br>Each slat will incorporate weather tight recessed dual durometer seals. One (1) fin will be designed to locate the seal within the extrusion. The second will serve as a wiping seal which will also allow for compression to prevent water ingression.<br>The doors will be mounted in a one (1)-piece aluminum side frame with recessed side seals to minimize seal damage during equipment deployment. All seals including side frames, top gutters and bottom panel are to be manufactured utilizing non-marring materials.<br>Bottom panel flange of roll-up door will be equipped with two (2) cut-outs to allow for easier access with gloved hands.<br>A polished stainless steel lift bar with locking key latches to be provided for each roll-up door. The keys to be Model 751 to match all compartment and cab doors. The lift bar will be located at the bottom of door with striker latches installed at the base of the side frames. Side frame mounted door strikers will include support beneath the stainless steel lift bar to prevent door curtain bounce, improve bottom seal life expectancy and to avoid false door ajar signals.<br>All injection molded roll-up door wear components will be constructed of Type 6 nylon.<br>Each roll-up door will have a 3.00 inch diameter balancer/tensioner drum to assist in lifting the door.<br>The header for the roll-up door assembly will not exceed 4.00".<br>A heavy-duty magnetic switch will be used for control of open compartment door warning lights. |
| 0540787 | Stabilizer Compartment, Modified for 18" Stabilizer Penetration | **BODY MODIFICATION FROM STANDARD**<br>The compartment above the stabilizers (if applicable) will be decreased due to deeper stabilizer depth. The height of the compartment will decrease 4.00" and the compartment door will move up 4.00" higher. The stabilizer frame opening as well as the stabilizer pan will be increased in height by 6.00". |

| | | | |
|---|---|---|---|
| 0552955 | | Blister, Compts in Front of Rear Axle, To Clear Firemaax Suspension | **COMPARTMENT BLISTER**<br>A blister in the compartment ahead of the rear wheels will be provided to clear the front bracket of the Firemaax suspension. This blister will take away some of the interior area of the compartment. |
| 0589059 | SP | Bumper, Rear, 5" w/Treadplate Cover, Special w/Aerial Inlet, Split | **REAR BUMPERS**<br>A 5.00" split rear bumper will be furnished. Each bumper will be constructed of steel framework and will be covered with polished aluminum treadplate. Each bumper will be approximately 4.00" deep x 5.00" high and will be spaced away from the body approximately 1.00". The bumpers will be split with the outside of the bumpers to be even with the outside of the body. The bumper split will not be even on each side of the body. The drivers side bumper will only be approximately 10.00" long to accommodate the rear aerial inlet and cap. |
| 0603711 | | Guard, Drip Pan, S/S, Rollup Door, Aerial | **DOOR GUARD**<br>There will be seven (7) compartment doors that will include a guard/drip pan designed to protect the rollup door from damage when in the retracted position and contain any water spray. The guard will be fabricated from stainless steel and installed on the left side rearward compartment, left side forward compartment, left side forward compartment, right side rearward compartment, right side forward compartment, right side forward compartment and left side rearward compartment. |
| 0518559 | | Keyed Locks for Roll-Up Doors, Key Style 751 | **KEYED LOCK(S)**<br>A keyed lock will be furnished for nine (9) compartment doors. The compartmentation, to have a keyed lock, will be LS1, LS3, LS4, LS6, RS1, RS3, RS4, RS6 and B1. |
| 0003915 | | Keyed Locks for Latches, Lap Doors (#751 Lock to Match Cab) | **KEYED LOCK(S)**<br>A keyed lock will be furnished for two (2) compartment doors. The compartmentation, to have a keyed lock, will be LS3, RS2. |
| 0636819 | | Trim, Rollup Door, Painted Job Color, by Amdor | **ROLL-UP DOOR TRIM**<br>The exterior of the aluminum trim around the door opening will be painted to match job color. There will be ten (10) compartments with the trim painted. |
| 0603083 | | Lights, Compt,Pierce LED,Dual Light Strips,Each Side Dr,Ascend TA,75'HAL,PAP,HDL | **COMPARTMENT LIGHTING**<br>There will be nine (9) compartment(s) with two (2) white 12 volt DC LED compartment light strips. The dual light strips will be centered vertically along each side of the door framing. There will be two (2) light strips per compartment. The dual light strips will be in all body compartment(s).<br>Any remaining compartments without light strips will have a 6.00" diameter Truck-Lite, Model: 79384 light. Each light will have a number 1076 one filament, two wire bulb.<br>Opening the compartment door will automatically turn the compartment lighting on. |
| 0620174 | SP | Shelf Tracks, Unpainted, Full Height, Front & Rear | **MOUNTING TRACKS**<br>There will be two (2) sets of tracks for mounting shelf(s) in compartments RS1 and RS4. These tracks will be installed vertically to support the adjustable shelf(s), and will be full height of the compartment. The tracks will be all the way to the floor in the front, and from the ceiling to the floor on the back wall of the compartment. These tracks will be unpainted with a natural finish. |
| 0618184 | SP | Shelves, Fixed, Low/Special Side Height | **FIXED SHELVES**<br>There will be one (1) shelf provided in compartment LS1. Shelf will be located so the surface of the shelf is level with the floor in LS2.. The shelf construction will consist of .188" aluminum unpainted for special coating. A capacity rating will not be available on this tray due to a reduced side height being less than 2.00". Each shelf will be fixed in its location in the compartment.<br>The shelves will be held in place by .12" thick stamped plated brackets and bolts.<br>The side height of the shelf/shelves will be as follows:<br>Front: 1.00" high<br>Rear: 1.00" down-turned flange<br>Left & Right Sides: 1.00" down-turned flange |
| 0600289 | | Shelves, Adj, 500 lb Capacity, Full Width/Depth, Predefined Locations, Aerial | **ADJUSTABLE SHELVES**<br>There will be one (1) shelf with a capacity of 500 lb provided.<br>The shelf construction will consist of .188" aluminum unpainted for special coating with 2.00" sides.<br>Each shelf will be infinitely adjustable by means of a threaded fastener, which slides in a track.<br>The shelves will be held in place by .12" thick stamped plated brackets and bolts.<br>The location(s) will be in RS1 in the upper third. |

| | | | |
|---|---|---|---|
| 0778583 | SP | Shelves, Fixed, Low/Special Side Height, Squared Off Front Corners | **FIXED SHELVES**<br>There will be one (1) shelf provided in compartment LS3, 1.00" above the Little Giant ladder (which will be stored horizontally on the floor in the compartment). See AD-SH2 print for reference. The shelf construction will consist of .188" aluminum unpainted for special coating. A capacity rating will not be available on this tray due to a reduced side height being less than 2.00". Each shelf will be fixed in its location in the compartment.<br>The shelves will be held in place by .12" thick stamped plated brackets and bolts.<br>The front corners of this tray(s) will be squared off and not provided with the angle.<br>The side height of the shelf/shelves will be as follows:<br>Front: 1.50" high<br>Rear: 2.00" high<br>Left & Right Sides: 2.00" high |
| 0808146 | | Shelf, Adjustable, Std Depth, .38" Plate, Flat Top | **FLAT TOP ADJUSTABLE SHELF**<br>A flat top adjustable shelf will be provided. The shelf will be constructed of 0.38" thick aluminum. The shelf will be provided unpainted for special coating.<br>The shelf will be as deep as possible for a standard depth compartment, and as wide as possible for the specified mounting location. Each shelf will be infinitely adjustable by means of a threaded fastener, which slides in a track.<br>A capacity rating will not be available on this shelf due to a reduced side height being less than 2.00".<br>A total of one (1) shelf will be provided in LS4, directly on top of the drawer assembly. A floor mounted, slide out tray will be mounted to the partition. |
| 0709690 | | Tray, 250 lb Slide-out, 2" Sides - Adj. Height, Predefined Locations | **SLIDE-OUT ADJUSTABLE HEIGHT TRAY**<br>There will be one (1) slide-out tray provided.<br>Each tray will have 2.00" high sides and a minimum capacity rating of 250 lb in the extended position.<br>Each tray will be constructed of aluminum unpainted for special coating.<br>Each tray will be mounted on a pair of side mounted slides. The slide mechanisms will have ball bearings for ease of operation and years of dependable service. The slides will be mounted to shelf tracks to allow the tray to be adjustable up and down within the designated mounting location.<br>An automatic lock will be provided for both the in and out tray positions. The lock trip mechanism will be located at the front of the tray and will be easily operated with a gloved hand.<br>The location(s) will be in RS4 centered between the floor and the ceiling. |
| 0709692 | | Tray, 215 lb, Tilt/Slide-Out, 30 Deg, Adj, Predefined Locations | **SLIDE-OUT/TILT-DOWN TRAY**<br>There will be one (1) slide-out tray provided.<br>The bottom of each tray will be constructed of 0.188" thick aluminum unpainted for special coating while special aluminum extrusions will be utilized for the tray sides, ends, and tracks. The corners will be welded to form a rigid unit.<br>A spring loaded lock will be provided on each side at the front of the tray. Releasing the locks will allow the tray to slide out approximately two-thirds (2/3) of its length from the stowed position and tip 30 degrees down from horizontal. The tray will be equipped with ball bearing rollers for smooth operation.<br>Rubber padded stops will be provided for the tray in the extended position.<br>The capacity rating of the tray will be a minimum of 215 lb in the extended position.<br>The vertical position of the tray within the compartment will be adjustable.<br>The location(s) will be in RS4 in the upper third. |
| 0647472 | | Tray, Floor Mounted, Slide-Out, w/ Side Slides, FW/FD, 500lb, 2.00" Sides, 2G | **SLIDE-OUT FLOOR MOUNTED TRAY**<br>There will be four (4) floor mounted slide-out tray(s) with 2.00" sides provided one (1) in LS4 (mounted to the horizontal partition), one (1) in RS1, one (1) in RS4 and one (1) in RS6. Each tray will be rated for up to 500 lb in the extended position. The tray(s) will be constructed of a minimum 0.13" aluminum. The finish will be unpainted for special coating.<br>The tray(s) will be designed for maximum compartment width and depth.<br>Slides will be equipped with ball bearings for ease of operation and years of dependable service. The slides will be located on the sides of the tray so that the tray can be located as close to the compartment floor as possible.<br>Automatic locks will be provided for both the "in" and "out" positions. The trip mechanism for the locks will be located at the front of the tray for ease of use with a gloved hand. |
| 0725618 | | Drawer Insert, CTECH, Four Drawers, Up To 36" Wide | **DRAWER INSERT**<br>A slide-out drawer insert will be installed The CTech will be in LS4, 26" wide.. The drawer insert will not be in an enclosed cabinet.<br>The clear dimensions starting at the top with the first drawer will be 4.00" with a face plate that is 5.00" high x 21.00" deep. The clear dimensions of the second drawer will be 4.75" with a face plate that is 5.00" high x 21.00" deep. The clear dimensions of the third drawer will be 5.75" with a face plate that is 6.00" high x 21.00" deep. The clear dimensions of the fourth drawer will be 9.75" with a face plate that is 10.00" high x 21.00" deep. Each drawer will be the same width and not exceed 36.00".<br>The drawers will have a capacity of 250 pounds.<br>A full-length aluminum extruded rail will be provided at the top edge of each drawer. This rail will act as the latching mechanism as well as the handle for each drawer.<br>There will be a total of one (1) provided. |

| | | | |
|---|---|---|---|
| 0617805 | SP | Toolboard, Alum, Pac Trac, Adj, Added to Standard Depth Slide-Out Tray | **TOOLBOARD WITH MOUNTING TRACKS ADDED TO STANDARD DEPTH SLIDE-OUT TRAY**<br>A toolboard will be provided and mounted in a standard depth slide-out tray (tray not included).<br>The toolboard will be constructed of 0.19" thick aluminum unpainted for special coating. A 1.00" x 1.00" aluminum tube frame will be welded to the edge of the board. Both sides of the toolboard will be equipped with Pac Trac Model 7000 equipment mounting tracks.<br>The toolboard will span the full depth of the standard depth slide-out tray and will be as tall as possible for the specified mounting location.<br>The toolboard will be mounted on aluminum tracks to allow for side to side adjustment within the tray.<br>The total capacity rating of the toolboard will vary depending on the tray it is mounted in (capacity rating for the toolboard will match the capacity rating of the tray it is mounted in).<br>A total of Two (2) toolboard(s) will be provided and mounted in the slide-out tray(s) located one (1) on the tray in compartment LS4 and one (1) on the tray in compartment RS6. |
| 0721316 | | Partition, Vertical Compt, Special Location | **VERTICAL COMPARTMENT PARTITION**<br>There will be one (1) vertical partition(s) provided in the LS3 compartment and will be 42.00" to the right of the left side wall and. Partition will extend 12.00" from the rear wall out into the compartment and from the fixed shelf up to the top of the compartment.<br>The partition construction will consist of body material unpainted for special coating. |
| 0540449 | | Trim, Body Seams, Painted | **PAINTED BODY TRIM PIECE**<br>Painted trim will be provided on the compartment horizontal body seam on two (2) compartments. The locations will be above the LS3, LS4, LS5, RS3, RS4 and RS5 compartments. The trim will be made of formed aluminum and painted to match the body material as practical.<br>The trim piece will be bonded to the painted surface with a high viscosity adhesive. |
| 0762030 | | Compt, Top of Compt, Hatch Style, Smooth Aluminum, Painted, Aerial | **STORAGE COMPARTMENT(S)**<br>There will be one (1) storage compartment(s) provided on top of the right side body compartment (s). There will be two (2) horizontally hinged, equally sized lift-up doors with a pneumatic lift cylinder on each end of each door with a pair of socket and plunger latches with chrome grab handles on each door. All doors will be hinged on the outside of the apparatus. The door(s) shall be the maximum length and width<br>The size of each compartment will be approximately 116.00" long x 11.00" high x 14.00" wide and will be constructed of smooth aluminum and properly reinforced to sustain the weight of a firefighter. Each compartment will be welded to the top of the body compartment and painted to match the upper body paint color with a chrome and black vinyl seam trim.<br>There will be a white LED strip light installed on the inside edge of the compartment that runs the full length of the compartment. |
| 0806084 | SP | Compt,Top of Compt,Stokes/Misc w/Backbd Under Cover, Hatch Style,Painted,24.50"W | **STOKES BASKET/MISC STORAGE BOX w/ADD'L BACKBOARD STORAGE**<br>There will be a total of one (1) storage box(es) provided for a stokes basket, miscellaneous equipment, and backboard storage above the left side compartments. The box(es) will be welded to the top of the body. The storage box will be approximately 24.50" wide x 115.00" long x 11.00" and will be constructed of smooth aluminum and painted. The forward 88.00" portion of the box will be used for stokes storage and the remaining rear portion will be miscellaneous storage. A vertical divider will separate the two areas. The box(es) will be integrated into the front compartment assembly and be painted #90 red. A trim piece will be provided at the seam.<br>Two (2) lift-up aluminum treadplate hatch style doors, hinged on the outboard side, with pneumatic lift cylinders on each end will be provided, the forward sized to fit over the stokes storage, the rear sized to fit over the miscellaneous storage area. Chrome grab handles will be provided for ease of opening and closing each. The covers will have flanges that overlap the side of the box to help provide more resistance to water intrusion. The doors will be designed and sized such that they can be opened when the aerial device is bedded.<br>Mounted to the underside of the cover will be a backboard that is 72.00" long x 16.00" wide x 2.00" high and model Junkin, MIL-8131W. The backboard will be mounted such that it is located over the stokes basket area of the box and secured from moving during travel.<br>There will be a white LED strip light installed on the inside edge of the compartment that runs the full length of the compartment. |
| 0062168 | | Cable Release, Tilt Tray, IAT Std Latches | **CABLE RELEASE**<br>A cable release will be provided to allow one handed operation of the latches for slide out tilt trays. A cable will connect the two pull knobs so when you pull the cable from the center, it will release the dual knobs and release the tray. Cable will be plastic coated.<br>A total of one (1) will be provided for the tilt tray in compartment RS4. |
| 0669628 | | Release, Dual Lock/Single Oper, Bar Style, Slide-Out Floor Trays, Each | **SINGLE OPERATION BAR STYLE RELEASE**<br>There will be four (4) bar style release/s provided and installed on the slide-out floor-mounted tray/s in all floor mounted trays. Each assembly will be fabricated allowing the affected floor tray, with dual locks, to be accessed utilizing a single point. |

| | | | |
|---|---|---|---|
| 0768345 | SP | Holder, Plastic Sheeting, 1.25" Dia S/S Rod, Pin Lock | **PLASTIC SHEETING HOLDER**<br>A 1.25" diameter stainless steel tube connected on each end to a stanchion will be provided for a roll of plastic sheeting. The holder will be mounted in compartment compartment LS3, between the left side wall and the reduced depth vertical partition. Customer will locate the brackets and rod for mounting at the mid inspection. The stanchions will be set up so that the rod will be removable by pulling a pin.<br>A quantity of one (1) will be provided. |
| 0630598 | SP | Polypropylene, .50", Floor of Compartment | **POLYPROPYLENE FLOOR**<br>A sheet of smooth .50" black polypropylene will be installed on the floor of compartment LS3 (Little Giant ladder storage area).<br>A total quantity of one (1) compartments will include polypropylene on the floor. |
| 0659383 | | Matting, Turtle Tile w/Ramp, Compartment Floors | **MATTING, COMPARTMENT FLOOR**<br>Turtle Tile compartment matting will be provided in five (5) compartments on the compartment floor. The locations are, compartments: LS1, LS2, LS4 (right of drawer assembly), RS2 and RS3. The Turtle Tile will be black and the leading edge of the matting will include the beveled edge. The beveled edge will be black. |
| 0028026 | | Matting, Turtle Tile, Compartment Shelving Only | **MATTING, COMPARTMENT SHELVING**<br>Turtle Tile compartment matting will be provided in nine (9) shelves. The locations are, LS1 (shelf), LS3 (shelf), LS4 (floor tray), RS1 (one shelf/ one floor tray), RS4 (one tilt/slide tray, one adj. slide tray, one floor tray) RS5 (floor tray).<br>The color of the Turtle Tile will be black. |
| 0009729 | | Pac Trac, Installed on Compartment Walls | **EQUIPMENT MOUNTING**<br>Pac Trac equipment mounting system will be installed on the left side, right side, and rear walls of one (1) compartment(s), RS6. |
| 0660490 | | Pac Trac, Installed on Boom Support Compart Wall, Aerial | **EQUIPMENT MOUNTING**<br>Pac Trac equipment mounting system will be installed on back walls of two (2) boom support compartment located on the left side wall on the left side boom area compartment and on the right side wall on the right side boom area compartment. |
| 0709505 | SP | Pac Trac, Installed on Side Walls (Non-Transverse) | Pac Trac equipment mounting system will be installed on the left and right walls of one (1) compartment(s), in compartment LS4, on the side walls above the horizontal partition. |
| 0797957 | | Pac Trac, Installed on Compartment Wall, Back Wall Only | **EQUIPMENT MOUNTING SYSTEM**<br>Pac Trac equipment mounting system will be installed on the back wall of three (3) compartment (s), LS1 (above the permanent shelf only) LS2 and RS2. |
| 0519119 | | Cutout in Partition Between Compartments | **CUTOUT IN PARTITION**<br>There will be one (1) cutout(s) between partitions located in the LS2 and LS3 compartments (size to be approximately 8.50" high from the floor x 18.00" wide - side to side). |
| 0027093 | | Rack, Air Bags Inside Compartment, 6-Slot | **AIR BAG STORAGE**<br>There will be a rack installed for storing six (6) air bags in the in compartment RS4, mounted on the underside of the adjustable slide out tray. See E-folder, RS4 Air Bag Storage Rack Info print for reference compartment.<br>The rack will be fabricated from brushed .125" aluminum. The fire department will provide exact sizes of air bags prior to construction. The size of the air bags will be two air bags - 21.5" x 21.5" x 1" / one air bag - 22" x 16" x 1"/ one air bag - 11.5" x 11.5" x 1"/ one air bag - 11" x 9" x 1"/ one air bag - 16.5" x 16.5" x 1". |
| 0004016 | | Rub Rail, Aluminum Extruded, Side of Body | **RUB RAIL**<br>Bottom edge of the side compartments will be trimmed with a bright aluminum extruded rub rail. Trim will be 2.12" high with 1.38" flanges turned outward for rigidity.<br>The rub rails will not be an integral part of the body construction, which allows replacement in the event of damage. |

| | | | |
|---|---|---|---|
| 0802978 | | Fender Crowns, Rear, S/S, w/Removable Fender Liner, Aerial, 2G, Two Pair | **BODY FENDER CROWNS**<br>Polished stainless steel fender crowns will be provided around the rear wheel openings with a dielectric barrier will be provided between the fender crown fasteners (screws) and the fender sheet metal to prevent corrosion.<br>The fender crowns will be held in place with stainless steel screws that thread directly into a composite nut and not directly into the parent body sheet metal to eliminate dissimilar metals contact and greatly reduce the chance for corrosion. Rubber welting will be provided between the body and crown.<br>**BODY FENDER LINER**<br>A aluminum painted to match the lower body color fender liner will be provided. The liners will be removable to aid in the maintenance of rear suspension components. |
| 0519849 | | Not Required, Hose, Hard Suction | **HARD SUCTION HOSE**<br>Hard suction hose will not be required. |
| 0893756 | | Handrails, Side Pump Panels, Per Print, Aerial | **HANDRAILS**<br>The handrails will be 1.25" diameter knurled aluminum to provide a positive gripping surface. Chrome plated end stanchions will support the handrail. Plastic gaskets will be used between end stanchions and any painted surfaces.<br>Drain holes will be provided in the bottom of all vertically mounted handrails.<br>Handrails will be provided to meet current edition of applicable NFPA standards. The handrails will be installed as noted on the sales drawing.<br>There is to be no step below the right side running board. |
| 0802986 | | Compt, Air Bottle, Between Tandems, Four (4) Bottles, w/ Straps, Bolt-In, Aerial | **FOUR AIR BOTTLE STORAGE COMPARTMENT**<br>A total of two (2) air bottle compartments will be provided and located on the left side and the right side, centered between the tandem rear wheels. The air bottle compartment will consist of individual bins each designed to hold an air bottle with a maximum diameter of 7.63" and a maximum depth of 26.00".<br>Each compartment will hold a total of four (4) air bottles. The compartment will accommodate three (3) bottles across the top and one (1) centered below. The bottom air bottle will be accessible only when the top center bottle is removed and the hinged partition over the bottom bottle is lifted up. Each bottle will be separated by a partition.<br>A drop down door with support cables with pair of Southco raised trigger C2 chrome lever latches will be provided for each compartment. The door will be painted to match the lower body stainless steel. The door will be flanged on all non-hinged sides. A dielectric barrier will be provided between the door hinge, hinge fasteners and the body sheet metal.<br>Inside the compartment there will be a drain hole and black Dura-Surf friction reducing material.<br>**Air Bottle Compartment Strap**<br>Straps will be provided in the air bottle compartment(s) to help contain the top three (3) air bottles. The straps will wrap around the neck of each bottle and attach to the wall of the compartment. |
| 0806645 | SP | Compt,Extinguisher (2) Fender Panel,Equal Size,Strap,Tri Door,Bolt-In,TA Aerial | **TRIANGULAR EXTINGUISHER STORAGE**<br>There will be a total of one (1) extinguisher storage compartment(s) provided on the right side ahead of the rear wheel. Each triangular shaped compartment will be sized to fit two (2) extinguishers. A single partition will be provided to separate the bottles and provide two (2) equal size compartments. The compartment(s) will be approximately 15.50" wide at the top and 4.00" wide at the bottom for the wheel cutout. The compartment(s) will be 14.50" tall at the body side compartment and 5.00" tall at the wheel cutout. The compartment(s) will be 26.00" deep and have a drain hole. Inside the compartment, black Dura-Surf friction reducing material will be provided. The compartment will be furnished with a drain hole. A painted to match the lower body stainless steel, triangular shaped door with a Southco raised trigger C2 chrome lever latch will be provided to contain the air bottles. A dielectric barrier will be provided between the door hinge, hinge fasteners and the body sheet metal.<br>**EXTUINGUISHER COMPARTMENT STRAP**<br>Straps will be provided in the compartment(s) to help contain the extinguishers. The straps will wrap around the neck of each bottle and attach to the wall of the compartment. |
| 0805714 | | Compt, Air Bottle, Single, Round, Fender, Tri Door w/Fuel,Bolt-In,Tandem Aerials | **SINGLE AIR BOTTLE STORAGE COMPARTMENT**<br>A quantity of two (2) air bottle compartments, approximately 7.75" in diameter x 26.00" deep, will be provided on the left side rearward of the rear wheels. The triangular door to cover the air bottle opening and the fuel tank access and on the right side rearward of the rear wheels. The triangular door to cover the air bottle opening and fuel tank access. A painted to match the lower body stainless steel door with a Southco raised trigger C2 chrome lever latch will be provided to contain the air bottle. A dielectric barrier will be provided between the door hinge, hinge fasteners and the body sheet metal.<br>Inside the compartment, black rubber matting will be provided. |

| | | |
|---|---|---|
| 0804248 | Compt, Air Pack Fender Panel Corner, Bolt-In, Tandem Aerials | **AIR PACK STORAGE IN FENDER PANEL CORNER**<br>An air pack compartment will be provided in the upper corner of a total of one (1) fender located on the left side forward of the rear wheels. The air pack compartment(s) will be tapered to match the profile of the space available in the fender. The compartment(s) will be approximately 15.50" wide at the top and 4.50" wide at the bottom for the wheel cutout. The compartment(s) will be 14.50" tall at the body side compartment and 5.00" tall at the wheel cutout. The compartment(s) will be 26.00" deep and have a drain hole. Inside the compartment, there will be black Dura-Surf friction reducing material.<br>A vertically hinged door with tapered corners and a Southco raised trigger C2 chrome lever latch will be provided for each compartment. The door will be painted to match the lower body stainless steel. A dielectric barrier will be provided between the door hinge, hinge fasteners and the body sheet metal. |
| 0646108 | Holder, Air Bottle, Zico Model UH-5-30-3-SFPHS, Mounted in Compt w/Tracks | **AIR BOTTLE HOLDERS**<br>One (1) bracket will be provided for mounting air bottles. Each bracket will be a Ziamatic, model UH-5-30-3-SFPHS, be mounted on tracks, and be used for adjusting the location of the bracket within the compartment. Install in compartment RS3. |
| 0004225 | Ladder, 24' Duo-Safety 900A 2-Section | **EXTENSION LADDER**<br>There will be a 24' two-section aluminum Duo-Safety Series 900-A extension ladder provided. |
| 0034226 | Ladder, 28', Duo-Safety 1200A 2-Section | **ADDED EXTENSION LADDER**<br>There will be one (1) 28', two (2) section, aluminum, Duo-Safety Series 1200A extension ladder provided. |
| 0049151 | Ladder, 35' Duo-Safety 1200A 2-Section | **AERIAL EXTENSION LADDER**<br>There will be a 35' two (2) section aluminum Duo-Safety Series 1200-A extension ladder provided. |
| 0024232 | Ladder, 16' Duo-Safety 875A Roof | **ROOF LADDER**<br>There will be one (1) 16' aluminum Duo-Safety Series 875-A roof ladder(s) provided. |
| 0056478 | Ladder, 14' Duo-Safety 775A Roof | **ADDED ROOF LADDER**<br>There will be one (1) 14' roof, aluminum, Series 775-A provided. |
| 0542436 | Ladder, 16' Duo-Safety 875-DR Roof | **ADDED ROOF LADDER**<br>There will be one (1) 16' roof, aluminum, Series 875-DR provided. |
| 0521218 | Not Required, Attic Extension Ladder | |
| 0004246 | Ladder, 10' Duo-Safety Folding, 585A | **AERIAL FOLDING LADDER**<br>There will be one (1) 10' aluminum Duo-Safety Series 585-A folding ladder(s) provided and located in the aerial torque box. |
| 0042207 | Ladders Stored in Torque Box, Gortite Roll, Ascendant TA, PAL, PAP | **GROUND LADDER STORAGE**<br>The ground ladders are stored within the torque box and are removable from the rear. Ladders will be enclosed to prevent road dirt and debris from fouling or damaging the ladders. The ladders rest in full length stainless steel slides and are arranged in such a manner that any one ladder can be removed without having to move or remove any other ladder.<br>A Gortite rollup door will be provided at the rear, double faced, aluminum construction, and an anodized satin finish. A polished stainless steel lift bar to be provided for the rear roll-up door. The latching mechanism will consist of a full length lift bar lock with latches on the outer extrusion of the door frame.<br>A stainless plate with a 2-bend flange and a stainless steel hinge will be provided to secure the aerial ladder complement. The plate assembly will be mounted to the bottom of the entrance of the torque box ladder storage area.<br>When the plate is vertical, it will secure the ladders and prevent them from migrating to the rear of the apparatus. When the plate is down and not securing the ladders, the rollup door can not close, which will activate the "Open Door Indicator Light" within the cab. The rollup door together with hinge friction will secure the plate in place during driving operations.<br>A door guard will be provided to prevent tools inside the torque box from damaging the rollup door. |
| 0602100 | Lights, Torque Box Ladder Storage, Pierce LED Strip Lights, 2 Lts | **LADDER STORAGE LIGHTING**<br>There will be 21.00" white 12 volt DC LED strip lights in the torque box ladder storage compartment. One (1) light will be provided on each side of the ladder storage area. The lights will be activated when the ladder storage compartment door is opened. |

| | | | |
|---|---|---|---|
| 0708759 | | Ladder, Little Giant, Defender - Model 17, 15187-882 | **ADDITIONAL FOLDING LADDER**<br>One (1) Defender Model 17 15187-882 Little Giant folding ladder will be provided. The stored dimensions will be 56.00" high x 25.00" wide x 10.00" deep. The weight will be 46lb.<br>The ladder will be located in the LS3 compartment; in flat position on the floor. The mounting provisions to secure this ladder are not included with this option, they are specified elsewhere. |
| 0658169 | | Ladders, Nested, Left Side Ground Ladder Storage | **NESTED LADDER STORAGE**<br>There will be nested ladders on the left side of the ladder storage compartment. The ladders will be nested so that one ladder can be removed without removing the adjoining ladder. |
| 0658170 | | Ladders, Nested, Right Side Ground Ladder Storage | **NESTED LADDER STORAGE**<br>There will be nested ladders on the right side of the ladder storage compartment. |
| 0802285 | | Little Giant/Werner/Wall Ladder Storage, Horizontal In Compartment | **LADDER STORAGE**<br>Storage will be provided in LS3 compartment for a Little Giant ladder. The ladder will be stored horizontally in the compartment on the floor - match job 36146. There will be two (2) trough style brackets provided with dura surf slides and a Velcro® strap to aid in restraint and removal of the ladder. The ladder will be a Little Giant Defender Model 17. |
| 0776789 | SP | Pike Pole, 6' Fire Hooks Unlimited, Eckert Hook, EK-6, w/Ram Knob | **6' PIKE POLE**<br>One (1) pike pole, Fire Hooks Unlimited, Model EK-6, 6' Eckert style hook with a ram knob end shall be provided and located ladder storage compartment. |
| 0750646 | SP | Pike Pole, 6' Fire Hooks Unlimited, Drywall, DWST-6, Ram Knob End | **6' PIKE POLE**<br>One (1) pike pole, Fire Hooks Unlimited, Model DWST-6 Drywall style hook with steel pole and ram knob end will be provided and located ladder storage compartment. |
| 0750648 | SP | Pike Pole, 10' Fire Hooks Unlimited, Eckert, EKST-10, Ram Knob End | **10' PIKE POLE**<br>One (1) pike pole, Fire Hooks Unlimited, Model EKST-10 Eckert style hook with steel pole and ram knob end will be provided and located ladder storage compartment. |
| 0750651 | SP | Pike Pole, 6' Fire Hooks Unlimited, Universal, UHST-6, Ram Knob End | **6' PIKE POLE**<br>One (1) pike pole, Fire Hooks Unlimited, Model UHST-6 Universal style hook with steel pole and ram knob end will be provided and located ladder storage compartment. |
| 0557255 | | Pike Pole, 6' Fire Hooks Unlimited, New York Roof Hook, Steel, Pry End, RH-6 | **6' PIKE POLE**<br>One (1) pike pole, Fire Hooks Unlimited, Model RH6, 6' long roof hook, with a steel handle and pry end will be provided and located ladder storage compartment. |
| 0562821 | | Pike Pole, 8' Fire Hooks Unlimited, New York Roof Hook, Steel, RH-8, w/Pry End | **8' PIKE POLE**<br>Two (2) pike poles, Fire Hooks Unlimited, Model RH8, 8' long roof hook, with pry end and steel handle will be provided and located ladder storage compartment. |
| 0615552 | | Pike Pole, 5' Fire Hooks Unlimited, New York Roof Hook, Steel, Pry End, RH-5 | **5' PIKE POLE**<br>There will be a total of One (1) pike pole provided. Each pike pole will be a Fire Hooks Unlimited, Model RH-5, 5' long roof hook with a steel handle and pry end. The pike pole(s) will be located ladder storage compartment. |
| 0889317 | SP | Pike Pole, 8' Fire Hooks Unlimited, Drywall, DWST-8, Ram Knob End | **8' PIKE POLE**<br>One (1) pike pole, Fire Hooks Unlimited, Model DWST-8 Drywall style hook with steel pole and ram knob end will be provided and located ladder storage compartment. |
| 0823461 | SP | Trash Hook, 10' Fire Hooks Unlimited, Steel, TRST-10, w/D Handle Turned 90 Deg | **10' TRASH HOOK**<br>One (1) pike pole, 10' long trash hook(s), Fire Hooks Unlimited, Model TRST-10 with steel shaft and D-handle will be provided and located ladder storage compartment. The D-handle will be turned 90 degrees from standard. |
| 0813368 | SP | Trash Hook, 6' Fire Hooks Unlimited, Steel, TRST-6, w/D Handle Turn 90 Degrees | **6' PIKE POLE**<br>One (1) pike pole, 6' long trash hook(s), Fire Hooks Unlimited, Model TRST-6 with steel shaft and D-handle will be provided and located ladder storage compartment. The D-handle will be turned 90 degrees from standard. |
| 0751332 | SP | Pike Pole, 12' Fire Hooks Unlimited, Providence, Fiberglass, PPH-12, Ram Knob | **PIKE POLES**<br>There will be two (2) Fire Hooks Unlimited PPH-12, 12' hook with fiberglass handle and a ram knob end provided. The pike pole(s) will be stored ladder storage compartment. |

| | | |
|---|---|---|
| 0789564 | Pike Pole, 8' DUO Safety, Fiberglass, Aerial | **8' PIKE POLE**<br>There will be two (2) 8' Duo Safety pike pole(s) with fiberglass handle provided. The pike pole(s) will be stored in tubular holders located in the ground ladder storage compartment. |
| 0789566 | Pike Pole, 6' DUO Safety, Fiberglass, Aerial | **6' PIKE POLE**<br>There will be one (1) 6' Duo Safety pike pole(s) with fiberglass handle provided. The pike pole(s) will be stored in tubular holders located in the ground ladder storage compartment. |
| 0014343 | Not Required, Pike Pole, 3' | |
| 0068133 | Trash Hook, 8' Fire Hooks Unlimited, TRH-8, w/D Handle | **ADDITIONAL PIKE POLE(S)**<br>There will be one (1) 8' long trash hook(s), Fire Hooks Unlimited, Model TRH-8, with D handle provided and located on the aerial fly section. |
| 0770464 | Trough, S/S, Torque Box/Ladder Storage, D-Handled Pike Pole/Trash Hooks | **PIKE POLE STORAGE IN TORQUE BOX/LADDER STORAGE**<br>There will be a total of five (5) stainless steel trough(s) provided in the torque box/ladder storage area.<br>The trough(s) will accommodate a Fire Hooks Unlimited 10' arson trash hook with D handle. |
| 0770572 | Pike Pole Tubes, in Torque Box/Ladder Storage, Alum, Special Notch, NY Style | **PIKE POLE STORAGE IN TORQUE BOX/LADDER STORAGE**<br>There will be aluminum tubing provided in the torque box/ladder storage area for a total of two (2) pike poles. The pike pole tube(s) will be notched to allow a New York style pike pole to fit in the tube.<br>If the head of a pike pole can come into contact with a painted surface, a stainless steel scuffplate will be provided. |
| 0770577 | Pike Pole Tubes, in Torque Box/Ladder Storage, Aluminum | **PIKE POLE STORAGE IN TORQUE BOX/LADDER STORAGE**<br>There will be aluminum tubing provided in the torque box/ladder storage area for a total of eight (8) pike poles.<br>If the head of a pike pole can come into contact with a painted surface, a stainless steel scuffplate will be provided. |
| 0765933 | Velcro Straps For Pike Pole Tubes/Troughs In Torque Box | **VELCRO® RETENSION STRAPS**<br>There will be a Velcro® strap provided over each adjacent bank, or row, of pike poles. A total of three (3) separate pike pole storage areas will include a strap. |
| 0768976 | Bell, 12" Chrome w/Eagle, Mounted on Cab Corner, Large Brkt | **BELL**<br>A chrome plated, 12.00" bronze cast bell, complete with an eagle, will be mounted on the passenger side radiused corner of cab face. The cab will be properly reinforced to support the weight of the bell, the reinforcement bracket allow the bell to mount toward the upper corner of the windshield. A rope pull, for the bell, will be installed inside the cab. |
| 0024388 | No Steps Required, Front Of Body | |

| | | |
|---|---|---|
| 0620530 | Pump House, Side Control, 52", Control Zone, Aerial | **PUMP COMPARTMENT**<br>The pump compartment will be separate from the hose body and compartments so that each may flex independently of the other. The pump compartment will be constructed of the same material as the body compartmentation.<br>The pump compartment substructure will be a fabricated assembly of steel tubing, angles and channels which supports both the fire pump and the side running boards.<br>The pump compartment will be mounted on the chassis frame rails with rubber biscuits in a four point pattern to allow for chassis frame twist.<br>Pump compartment, pump, plumbing and gauge panels will be removable from the chassis in a single assembly.<br>**PUMP MOUNTING**<br>Pump will be mounted to a substructure which will be mounted to the chassis frame rail using rubber isolators. The mounting will allow chassis frame rails to flex independently without damage to the fire pump.<br>**LEFT SIDE PUMP CONTROL PANELS**<br>All pump controls and gauges will be located at the left (driver's) side of the apparatus and properly identified.<br>Layout of the pump control panel will be ergonomically efficient and systematically organized.<br>The pump operator's control panel will be removable in two (2) main sections for ease of maintenance:<br>The upper section will contain sub panels for the mounting of the pump pressure control device, engine monitoring gauges, electrical switches, and foam controls (if applicable). Sub panels will be removable from the face of the pump panel for ease of maintenance. Below the sub panels will be located all valve controls and line pressure gauges.<br>The lower section of the panel will contain all inlets, outlets, and drains.<br>All push/pull valve controls will have 1/4 turn locking control rods with polished chrome plated zinc tee handles. Guides for the push/pull control rods will be chrome plated zinc castings securely mounted to the pump panel. Push/pull valve controls will be capable of locking in any position. The control rods will pull straight out of the panel and will be equipped with universal joints to eliminate binding.<br>**IDENTIFICATION TAGS**<br>The identification tag for each valve control will be recessed in the face of the tee handle.<br>All discharge outlets will have color coded identification tags, with each discharge having its own unique color. Color coding will include the labeling of the outlet and the drain for each corresponding discharge.<br>All line pressure gauges will be mounted directly above the corresponding discharge control tee handles and recessed within the same chrome plated casting as the rod guide for quick identification. The gauge and rod guide casting will be removable from the face of the pump panel for ease of maintenance. The casting will be color coded to correspond with the discharge identification tag.<br>All remaining identification tags will be mounted on the pump panel in chrome plated bezels.<br>The pump panel on the right (passenger's) side will be removable with lift and turn type fasteners.<br>Trim rings will be installed around all inlets and outlets. |
| 0035501 | Pump House Structure, Std Height | |
| 0004435 | Pump, Waterous, CSU, 2000 GPM, Single Stage | **PUMP**<br>Pump will be a Waterous CSU, 2000 gpm single (1) stage midship mounted centrifugal type.<br>Pump will be the class "A" type.<br>Pump will deliver the percentage of rated discharge at pressures indicated below:<br>100 percent of rated capacity at 150 psi net pump pressure.<br>70 percent of rated capacity at 200 psi net pump pressure.<br>50 percent of rated capacity at 250 psi net pump pressure.<br>Pump body will be close-grained gray iron, bronze fitted, and horizontally split in two (2) sections for easy removal of the entire impeller shaft assembly (including wear rings).<br>Pump will be designed for complete servicing from the bottom of the truck, without disturbing the pump setting or apparatus piping.<br>Pump case halves will be bolted together on a single horizontal face to minimize a chance of leakage and facilitate ease of reassembly. No end flanges will be used.<br>Discharge manifold of the pump will be cast as an integral part of the pump body assembly and will provide a minimum of three (3) 3.50" openings for flexibility in providing various discharge outlets for maximum efficiency.<br>The three (3) 3.50" openings will be located as follows: one (1) outlet to the right of the pump, one (1) outlet to the left of the pump, and one (1) outlet directly on top of the discharge manifold.<br>Impeller shaft will be stainless steel, accurately ground to size. It will be supported at each end by sealed, anti-friction ball bearings for rigid precise support. Impeller will have flame plated hubs assuring maximum pump life and efficiency despite any presence of abrasive matter in the water supply.<br>Bearings will be protected from water and sediment by suitable stuffing boxes, flinger rings, and oil seals. No special or sleeve type bearings will be used. |
| 0004481 | Seal, Grafoil, Waterous | **PUMP PACKING**<br>Stuffing boxes will be of the conventional two (2) piece, split-gland type, to permit adjustment or replacement of Grafoil packing without disturbing the pump. Water will be fed into stuffing box lantern rings for proper lubrication and cooling when the pump is operating.<br>Lantern rings will be located at the inner ends of the stuffing boxes, to avoid having to remove them when replacing pump packing.<br>Wear rings will be bronze and easily replaceable to restore original pump efficiency and eliminate the need to replace the entire pump casing due to wear. |

| | | |
|---|---|---|
| 0816447 | Trans, Pump, Waterous C22 Series | **PUMP TRANSMISSION**<br>The pump transmission will be made of a three (3) piece, aluminum, horizontally split casing. Power transfer to pump will be through a high strength Morse HY-VO silent drive chain. By using a chain rather than gears, 50 percent of the sprocket will be accepting or transmitting torque, compared to two (2) or three (3) teeth doing all the work.<br>Drive shafts will be 2.35" diameter hardened and ground alloy steel and supported by ball bearings. The case will be designed to eliminate the need for water cooling. |
| 0635600 | Pumping Mode, Stationary Only | **PUMPING MODE**<br>An interlock system will be provided to ensure that the pump drive system components are properly engaged so that the apparatus can be safely operated. The interlock system will be designed to allow stationary pumping only. |
| 0605126 | Pump Shift, Air Mnl Override, Split Shaft, Interlocked, Waterous | **AIR PUMP SHIFT**<br>Pump shift engagement will be made by a two (2) position sliding collar, actuated pneumatically (by air pressure), with a three (3) position air control switch located in the cab. A manual back-up shift control will also be located on the left side pump panel.<br>Two (2) indicator lights will be provided adjacent to the pump shift inside the cab. One (1) green light will indicate the pump shift has been completed and be labeled "pump engaged". The second green light will indicate when the pump has been engaged, and that the chassis transmission is in pump gear. This indicator light will be labeled "OK to pump".<br>The pump shift will be interlocked to prevent the pump from being shifted out of gear when the chassis transmission is in gear to meet NFPA requirements.<br>The pump shift control in the cab will be illuminated to meet NFPA requirements. |
| 0003148 | Transmission Lock-up, EVS | **TRANSMISSION LOCK-UP**<br>The direct gear transmission lock-up for the fire pump operation will engage automatically when the pump shift control in the cab is activated. |
| 0004547 | Auxiliary Cooling System | **AUXILIARY COOLING SYSTEM**<br>A supplementary heat exchange cooling system will be provided to allow the use of water from the discharge side of the pump for cooling the engine water. The heat exchanger will be a separate unit. It will be installed in the pump or engine compartment with the control located on the pump operator's control panel. The exchanger will be plumbed to the master drain valve. |
| 0014486 | Not Required, Transfer Valve, Single Stage Pump | |
| 0746501 | Valve, Relief Intake, Elkhart | **INTAKE RELIEF VALVE - PUMP**<br>One (1) Elkhart Style 40 relief valve(s) will be installed on the suction side of the pump preset at 125 psig.<br>The relief valve(s) will have a working range of 75 psi to 250 psi.<br>The outlet will terminate below the frame rails with a 2.50" National Standard hose thread adapter and will have a "do not cap" warning tag.<br>The relief valve pressure control will be located behind the right side pump panel with a stainless steel access door. |

| | | |
|---|---|---|
| 0826104 | Controller, Pressure, FRC, Pump Boss Max, PBA500 | **PRESSURE CONTROLLER**<br>A FRC Pump Boss 500 electronic pressure controller with one (1) 600 PSI transducer on the pump discharge will be provided. All readouts will be standard PSI.<br>When a single 300 psi or single 600 psi pressure transducer is selected the transducer is installed in the discharge side of the water pump. The transducer continuously monitors pump pressure sending a signal to the electronic pressure controller.<br>When a dual 600 psi pressure transducer is selected the transducer are installed in the discharge side and intake side of the water pump. The discharge transducer continuously monitors pump pressure sending a signal to the electronic pressure controller. The intake transducer continuously monitors the pump intake sending a signal to the electronic pressure controller.<br>The pressure controller can be used in two (2) modes of operation, RPM mode and pressure modes. The controller will be programmed to turn on/default to RPM Setting mode.<br>In RPM mode, the controller can be activated after vehicle parking brake has been set. When in this mode, the controller will maintain the set engine speed, regardless of engine load (within engine operation capabilities).<br>In pressure mode, the controller can be activated after vehicle parking brake has been set. When in this mode, the controller will automatically maintain the discharge pressure set by the operator (within the discharge capabilities of the pump and water supply) regardless of flow.<br>A 2.00" diameter throttle control knob with no mechanical stops, a serrated grip, and a red idle push button in the center will be a integrated/part of the pressure controller. The throttle control knob will be programmed for Clockwise rotation to increase engine speed.<br>Individual LED indicators for ok to pump, throttle ready, pressure mode and rpm mode will be located on the pressure controller for easy viewing.<br>Safety features include recognition of low water and no water conditions with an automatic programmed response and a push button to return the engine to idle.<br>An additional audible alarm will NOT BE provided.<br>The pressure controller screen will be LCD. The LCD screen and LED intensity will be automatically adjust for day and nighttime operation. The LCD screen intensity can also be manually adjusted if needed.<br>The following information will be provided/displayed on the LCD screen:<br>Engine RPM<br>Check engine and stop engine warning indicators<br>Engine oil pressure<br>Engine coolant temperature<br>Transmission Temp<br>Battery voltage<br>Operating mode (RPM or pressure)<br>Pressure or RPM setting<br>On screen messaging show diagnostic and warning messages as they occur. It will show apparatus information, stored data, and program options when selected by the operator. It will monitor inputs outputs and support audible and visual warning alarms for the following conditions:<br>High battery voltage<br>Low battery voltage/engine off<br>Low battery voltage/engine running<br>High water pump temperature<br>Low engine oil pressure<br>High engine coolant temperature<br>No engine response (visual alarm only)<br>The pressure controller will store the accumulated operating hours for the pump and engine. These items are to be displayed within the pressure controller menu.<br>The pressure controller will include a USB port on the back of the controller for easy software upgrades if needed. |
| 0072153 | Primer, Trident, Air Prime, Air Operated | **PRIMING PUMP**<br>The priming pump will be a Trident Emergency Products compressed air powered, high efficiency, multistage venturi based AirPrime System, conforming to standards outlined in the current edition of applicable NFPA standards.<br>All wetted metallic parts of the priming system are to be of brass and stainless steel construction.<br>One (1) priming control will open the priming valve and start the pump primer. |
| 0664604 | Pump Witness, Pump Operation and Flow Each Discharge - Final Inspection | **PUMP WITNESS**<br>A witness of the functionality of the pump will be provided at final inspection. This will be a detailed test where the pump is run at full capacity, inside the pump test facility.<br>Also, each discharge will be connected, flowed and checked for capacity.<br>Assistance will be provided by plumbing personnel at the time of inspection.<br>There will be no recertification of the pump performance. |
| 0044552 | Line, 0.50" Recirculating w/Check Valve | **RECIRCULATING LINE WITH CHECK VALVE**<br>A 0.50" diameter recirculating line, from the pump to the water tank, will be furnished with a control installed at the pump operator's control panel. A check valve will be provided in this line to prevent the back flow of water from the tank to the pump if the valve is left in the open position. |
| 0780364 | Manuals, Pump, (2) Total, Electronic Copies | **PUMP MANUALS**<br>There will be a total of two (2) pump manuals provided by the pump manufacturer and furnished with the apparatus. The manuals will be provided by the pump manufacturer in the form of two (2) electronic copies. Each manual will cover pump operation, maintenance, and parts. |

| | | |
|---|---|---|
| 0602512 | Plumbing, Stainless Steel and Hose, Single Stage Pump, Control Zone | **PLUMBING, STAINLESS STEEL AND HOSE**<br>All inlet and outlet lines will be plumbed with either stainless steel pipe, flexible polypropylene tubing or synthetic rubber hose reinforced with hi-tensile polyester braid. All hose's will be equipped with brass or stainless steel couplings. All stainless steel hard plumbing will be a minimum of a schedule 10 wall thickness.<br>Where vibration or chassis flexing may damage or loosen piping or where a coupling is required for servicing, the piping will be equipped with victaulic or rubber couplings.<br>Plumbing manifold bodies will be ductile cast iron or stainless steel.<br>All piping lines are to be drained through a master drain valve or will be equipped with individual drain valves. All drain lines will be extended with a hose to drain below the chassis frame.<br>All water carrying gauge lines will be of flexible polypropylene tubing.<br>All piping, hose and fittings will have a minimum of a 500 PSI hydrodynamic pressure rating. |
| 0795135 | Plumbing, Stainless Steel, w/Foam System | **FOAM SYSTEM PLUMBING**<br>All piping that is in contact with the foam concentrate or foam/water solution will be stainless steel. The fittings will be stainless steel or brass. Cast iron pump manifolds will be allowed. |
| 0004645 | Inlets, 6.00" - 1250 GPM or Larger Pump | **MAIN PUMP INLETS**<br>A 6.00" pump manifold inlet will be provided on each side of the vehicle. The suction inlets will include removable die cast zinc screens that are designed to provide cathodic protection for the pump, thus reducing corrosion in the pump. |
| 0004646 | Cap, Main Pump Inlet, Long Handle, NST, VLH | **MAIN PUMP INLET CAP**<br>The main pump inlets will have National Standard Threads with a long handle chrome cap.<br>The cap will be the Pierce VLH, which incorporates an exclusive thread design to automatically relieve stored pressure in the line when disconnected. |
| 0084610 | Valves, Akron 8000 series- All | **VALVES**<br>All ball valves will be Akron® Brass. The Akron valves will be the 8000 series heavy-duty style with a stainless steel ball and a simple two-seat design. No lubrication or regular maintenance is required on the valve.<br>Valves will have a **ten (10) year** warranty. |
| 0016158 | Valve, Inlet(s) Recessed, Side Cntrl, "Control Zone" | The location of the valve for the one (1) inlet will be recessed behind the pump panel. |
| 0004700 | Control, Inlet, at Valve | **INLET CONTROL**<br>The side auxiliary inlet(s) will incorporate a quarter-turn ball valve with the control located at the inlet valve. The valve operating mechanism will indicate the position of the valve. |
| 0004660 | Inlet (1), Left Side, 2.50" | **LEFT SIDE INLET**<br>There will be one (1) auxiliary inlet with a 2.50" valve at the left side pump panel, terminating with a 2.50" (F) National Standard hose thread adapter.<br>The auxiliary inlet will be provided with a strainer, chrome swivel and plug. |
| 0029147 | Not Required, Inlet, Right Side | |
| 0539172 | Anodes, Zinc, (3), Pump, 2-Inlet & 1 Discharge Side | **ANODE, INLET**<br>A pair of sacrificial zinc anodes will be provided in the water pump to protect the pump from corrosion. Two (2) will be placed in the inlet side of the pump and the other in the discharge side of the pump. |
| 0092569 | No Rear Inlet (Large Dia) Requested | |
| 0064116 | No Rear Inlet Actuation Required | |
| 0092696 | Not Required, Cap, Rear Inlet | |
| 0009648 | No Rear Intake Relief Valve Required on Rear Inlet | |
| 0092568 | No Rear Auxiliary Inlet Requested | |

| | | |
|---|---|---|
| 0723049 | Valve, .75" Bleeder, Aux. Side Inlet, "T" Swing Handle | **INLET BLEEDER VALVE**<br>A 0.75" bleeder valve will be provided for each side gated inlet.<br>The valves will be located behind the panel with a "T" swing style handle control extended to the outside of the panel.<br>The handles will be chrome plated and provide a visual indication of valve position. The swing handle will provide an ergonomic position for operating the valve without twisting the wrist and provides excellent leverage.<br>The water discharged by the bleeders will be routed below the chassis frame rails. |
| 0029043 | Tank to Pump, (1) 3.00" Valve, 3.00" Plumbing | **TANK TO PUMP**<br>The booster tank will be connected to the intake side of the pump with stainless steel piping and a quarter turn 3.00" full flow line valve with the control remotely located at the operator's panel.<br>Tank to pump line will run straight (no elbows) from the pump into the front face of the water tank and angle down into the tank sump. A rubber coupling will be included in this line to prevent damage from vibration or chassis flexing.<br>A check valve will be provided in the tank to pump supply line to prevent the possibility of "back filling" the water tank. |
| 0004905 | Outlet, Tank Fill, 1.50" | **TANK REFILL**<br>A 1.50" combination tank refill and pump re-circulation line will be provided, using a quarter-turn full flow ball valve controlled from the pump operator's panel. |
| 0820189 | Control, Outlets, Manual, Pierce HW if applicable | **DISCHARGE OUTLET CONTROLS**<br>The discharge outlets will incorporate a quarter-turn ball valve with the control located at the pump operator's panel. The valve operating mechanism will indicate the position of the valve.<br>If a handwheel control valve is used, the control will be a minimum of a 3.9" diameter stainless steel handwheel with a dial position indicator built into the center of the handwheel.<br>Any 3.00 inch or larger discharge valve will be a slow-operating valve in accordance with NFPA 1900 2024 Edition 13.7.5.3. |
| 0004940 | Outlet, Left Side, 2.50" | **LEFT SIDE DISCHARGE OUTLETS**<br>Two (2) discharge outlets with a 2.50" valve will be provided on the left side of the apparatus, terminating with a 2.50" (M) National Standard hose thread adapter. |
| 0005091 | Elbow, Left Side Outlets, 45 Degree, 2.50" FNST x 2.50" MNST, VLH | **LEFT SIDE OUTLET ELBOWS**<br>The 2.50" discharge outlets located on the left side pump panel will be furnished with a 2.50" (F) National Standard hose thread x 2.50" (M) National Standard hose thread, chrome plated, 45 degree elbow.<br>The elbow will be Pierce VLH, which incorporates an exclusive thread design to automatically relieve stored pressure in the line when disconnected. |
| 0092570 | Not Required, Outlets, Left Side Additional | |
| 0035094 | Not Required, Elbow, Left Side Outlets, Additional | |
| 0004945 | Outlet, Right Side, 2.50" | **RIGHT SIDE DISCHARGE OUTLET**<br>One (1) discharge outlet with a 2.50" valve will be provided on the right side of the apparatus, terminating with a 2.50" (M) National Standard hose thread adapter. |
| 0025091 | Elbow, Right Side Outlets, 45 Degree, 2.50" FNST x 2.50" MNST, VLH | **RIGHT SIDE OUTLET ELBOWS**<br>The 2.50" discharge outlets located on the right side pump panel will be furnished with a 2.50" (F) National Standard hose thread x 2.50" (M) National Standard hose thread, chrome plated, 45 degree elbow.<br>The elbow will be Pierce VLH, which incorporates an exclusive thread design to automatically relieve stored pressure in the line when disconnected. |
| 0092571 | Not Required, Outlets, Right Side Additional | |
| 0089584 | Not Required, Elbow, Right Side Outlets, Additional | |
| 0816625 | Outlet, Large Diameter, Right Side, Akron Valve | **LARGE DIAMETER DISCHARGE OUTLET**<br>There will be an Akron 8800 4.00" flat ball valve with 4.00" plumbing terminating with a 4.00" MNST chrome adapter on the right side pump panel.<br>The valve will be controlled with a(n) Pierce large handwheel with indicator located at the pump operator's panel. |

| | | |
|---|---|---|
| 0566073 | Elbow, Large Dia Outlet, 30 Deg, 4.00" FNST x 4.50" MNST | **LARGE DIAMETER OUTLET ELBOWS**<br>The 4.00" outlet will be furnished with a 4.00" (F) National Standard hose thread swivel x 4.50" (M) National Standard hose thread elbow adapter with cap. |
| 0649939 | Outlet, Front, 1.50" w/2" Plumbing | **FRONT DISCHARGE OUTLET**<br>There will be one (1) 1.50" discharge outlet piped to the front of the apparatus and located in the center bumper tray.<br>Plumbing will consist of 2.00" piping and flexible hose with a 2.00" ball valve with control at the pump operator's panel. A fabricated weldment made of stainless steel pipe will be used in the plumbing where appropriate. The piping will terminate with a 1.50" NST with 90 degree stainless steel swivel.<br>There will be automatic drains provided at all low points of the piping. |
| 0626292 | Not Required, Outlet, Front, Additional & Accessories | **ADDITIONAL FRONT DISCHARGE OUTLET & ACCESSORIES**<br>No additional front outlets or accessories are required. |
| 0092575 | Not Required, Outlet, Rear | |
| 0045099 | Not Required, Elbow, Rear Outlets | |
| 0092574 | Not Required, Outlet, Rear, Additional | |
| 0085695 | Not Required, Elbow, Rear Outlets, Large, Additional | |
| 0092573 | Not Required, Outlet, Hose Bed/Running Board Tray | |
| 0752097 | Caps/Plugs for 1.00" to 3.00" Discharges/Inlets, Chain | **DISCHARGE CAPS/ INLET PLUGS**<br>Chrome plated, rocker lug, caps with chain will be furnished for all discharge outlets 1.00" thru 3.00" in size, besides the pre-connected hose outlets.<br>Chrome plated, rocker lug, plugs with chain will be furnished for all auxiliary inlets 1.00" thru 3.00" in size.<br>The caps and plugs will incorporate a thread design to automatically relieve stored pressure in the line when disconnected. |
| 0723042 | Valve, 0.75" Bleeder, Discharges, "T" Swing Handle | **OUTLET BLEEDER VALVE**<br>A 0.75" bleeder valve will be provided for each outlet 1.50" or larger. Automatic drain valves are acceptable with some outlets if deemed appropriate with the application.<br>The valves will be located behind the panel with a T swing style handle control extended to the outside of the side pump panel.<br>The handles will be chrome plated and provide a visual indication of valve position.<br>The T swing handle will provide an ergonomic position for operating the valve without twisting the wrist and provides excellent leverage.<br>Bleeders will be located at the bottom of the pump panel. They will be properly labeled identifying the discharge they are plumbed in to.<br>The water discharged by the bleeders will be routed below the chassis frame rails. |
| 0050615 | Drain Valves, Manual IPOS Automatic | **DISCHARGE DRAIN VALVES**<br>Provide a manual style drain in all low plumbing points that would normally have automatic drains. |
| 0029106 | Not Required, Deluge Outlet | |
| 0029302 | No Monitor Requested | |
| 0029304 | No Nozzle Req'd | |
| 0029107 | No Deluge Mount | |

| | | |
|---|---|---|
| 0826323 | Waterway Outlet & Control, Akron Valve | **AERIAL WATERWAY OUTLET**<br>The aerial waterway will be plumbed from the water pump to the aerial device waterway with 5.00" pipe and a 4.00" Akron valve.<br>The valve will be controlled with a Pierce large handwheel with indicator located at the pump operator's panel. |
| 0029167 | Crosslays Sngl Sheet Unpainted, (2+) 1.50", Std. Cap | **CROSSLAY HOSE BEDS**<br>Two (2) crosslays with 1.50" outlets will be provided. Each bed to be capable of carrying 200' of 1.75" double jacketed hose and will be plumbed with 2.00" i.d. pipe and gated with a 2.00" quarter turn ball valve.<br>Outlets to be equipped with a 1.50" National Standard hose thread 90 degree swivel located in the hose bed so that hose may be removed from either side of apparatus.<br>The crosslay controls will be at the pump operator's panel.<br>The center crosslay dividers will be fabricated of 0.25" aluminum and will provide adjustment from side to side. The divider will be unpainted with a brushed finish.<br>Vertical scuffplates constructed of polished stainless steel will be provided at the front and rear ends of the bed on each side of vehicle.<br>Crosslay bed flooring will consist of removable perforated brushed aluminum. |
| 0029196 | Not Required, 2.50" Crosslay | |
| 0591138 | Hose Restraint, Crosslay/Deadlay, Vinyl, Strap Fasteners, Each Side, Ends | **CROSSLAY/DEADLAY HOSE RESTRAINT**<br>There will be black vinyl end flap provided across each end of two (2) crosslay/deadlay opening (s) to secure the hose during travel. Each vinyl end flap will be permanently attached at the top of the crosslay/deadlay opening(s). 1.00" web straps will loop through footman loops at the opposite end of the permanently attached vinyl. They will be attached with bungee cord and hook fasteners. |
| 0029260 | Not Required, Speedlays | |
| 0750536 | Hose Restr, Spdly, Not Required, No Spdly | |
| 0590875 | Hose Restraint, Crosslay/Deadlay, Aluminum Treadplate, Bi-Fold, Top Only | **CROSSLAY COVER**<br>A bi-fold aluminum treadplate cover, hinged at the front will be installed over the top of the crosslay/deadlay(s). It will include a latch at each end of the cover to hold it securely in place, a chrome grab handle at each end for opening and closing the cover and a foam rubber gasket where the cover comes into contact to a painted surface. The cover will be provided with socket and plunger hold open device. |
| 0015216 | Reel, Booster, Aluminum - Over Pump, Right Side | **BOOSTER HOSE REEL**<br>A Hannay electric rewind booster hose reel will be installed over the pump in a recessed open compartment on the right side of the apparatus. The reel will be fabricated of aluminum and have highly polished end discs.<br>A polished stainless steel roller and guide assembly will be mounted on the reel side of the apparatus.<br>Discharge control will be provided at the pump operator's panel. Plumbing to the reel will consist of 1.50" Aeroquip hose and a 1.50" valve. |
| 0011060 | Switch, Reel Rewind - One at Pump Panel | Reel motor will be protected from overload with a circuit breaker rated to match the motor.<br>An electric rewind control switch will be installed on the reel side pump panel. |
| 0652763 | Hose, Booster - 100' of .75"/800 PSI | Booster hose, .75" diameter and 100 feet, with chrome plated Barway, or equal couplings will be provided.<br>Working pressure of the booster hose will be a minimum of 800 psi. |
| 0025244 | Capacity, Hose Reel 100' of 1" | Capacity of the hose reel will be 100 feet of 1.00" booster hose. |
| 0007428 | Nozzle for Booster Reel Not Req'd | |
| 0085328 | Nozzle Cup, Zico w/Bracket | **NOZZLE CUP AND BRACKET**<br>A Zico nozzle cup and chrome plated mounting bracket will be provided for storage of the booster reel nozzle.<br>There will be one (1) provided. The nozzle cup(s) will have a 3-1/2" inside diameter and will be located Mount at final. |

| | | |
|---|---|---|
| 0035326 | Switch, Additional, Hose Reel | **ADDITIONAL, SWITCH, REEL**<br>There will be one (1) additional switch/es, provided for the booster hose reel/s. The additional switch/es will be RS pump panel. |
| 0065417 | Foam Sys, FoamPro 1600, (Single Agent) | **FOAM SYSTEM**<br>There will be a Hypro/Foam Pro, Model 1600, direct injection foam proportioning system furnished and installed on the apparatus.<br>The system will be a single agent system suitable for handling Class "A" foam concentrate only.<br>The foam system will be plumbed to three (3) discharges. The discharges capable of dispensing foam will be Both crosslays andd front bumper discharge.<br>The proportioning operation will be based on an accurate direct measurement of water flows with no water flow restriction. The foam system will be installed in accordance with the manufacturer recommendations.<br>The system will be equipped with a control module. It will be installed on the pump operator's panel and enable the pump operator to perform the following functions:<br>Activate the foam system.<br>Change foam concentrate proportioning rates from .1 percent to 1 percent.<br>Flash a low concentrate warning light when the foam concentrate tank runs low of concentrate and in two (2) minutes if foam concentrate is not added to tank shut the foam pump down.<br>The foam system will have a 12volt, 1/3 hp electric motor driven positive displacement piston type foam concentrate pump with a rated capacity of 1.7 gpm @ 200 psi with a maximum operating pressure of 400 psi.<br>A full flow check valve will be provided in the discharge piping to prevent foam contamination of the fire pump and water tank.<br>A 5 psi opening pressure check valve will be installed in the concentrate line.<br>The number of discharges supplied with foam will be [Amount of Disc. W/Foam]. The discharges will be [Discharge]. |
| 0012126 | Not Required, CAF Compressor | |
| 0552517 | Not Required, Refill, Foam Tank | |
| 0031896 | Demonstration, Foam System, Dealer Provided | |
| 0005446 | Foam Cell, 20 Gallon, Not Reduce Water | **FOAM TANK**<br>The foam tank will be an integral portion of the polypropylene water tank. The cell will have a capacity of 20 gallons of foam with the intended use of Class A foam. The foam cell will not reduce the capacity of the water tank. The foam cell will have a screen in the fill dome and a breather in the lid. |
| 0091036 | Drain, 1.00" Foam Tank #1 | **FOAM TANK DRAIN**<br>The foam tank drain will be a 1.00" drain valve located inside the pump compartment accessible through a door on the right side pump panel. |
| 0091079 | Not Required, Foam Tank #2 | |
| 0091112 | Not Required, Foam Tank #2 Drain | |

| | | |
|---|---|---|
| 0746445 | Approval Dwg, Pump Operator's Panel, Includes Color And Label Tags | The following drawing(s) will be provided for approval by the customer. The drawing(s) will be made for up One (01) Truck apparatus and/or similar Pierce job number.<br>**PUMP OPERATOR'S PANEL DRAWING**<br>A detailed drawing to scale of the pump operator's panel will be provided for the customer to review. The drawing will include all of the gauges, controls, switching, etc.., located on the pump operator's panel. The customer will be allowed to make changes and/or mark-ups to this approval drawing. The fire apparatus manufacturer will make revisions (If needed) to the drawing per the customer changes and/or mark-ups as long as the changes are physically possible within a specific product line.<br>The finalized and signed customer approved pump operator's panel drawing will become part of the contract documents.<br>Due to the way drain(s), bleeder(s), operational/maintenance tag(s) and NFPA required warning tag(s) are placed on pump panel(s), these items will NOT be shown on any pump panel approval drawing(s). These item(s) will be placed on pump panel(s) at the fire apparatus manufacturer discretion.<br>**COLOR CODED TAGS**<br>A detailed drawing/chart of the colors used on all of the inlet(s) and outlet(s) will be provided for the customer to review. The customer will be allowed to make changes and/or mark-ups to this approval drawing/chart. The fire apparatus manufacturer will make revisions (If needed) to the drawing per the customer changes and/or mark-ups as long as the changes are physically possible within a specific product line.<br>The finalized and signed customer approved drawing/chart of the colors will become part of the contract documents.<br>**SPECIAL TEXT/VERBIAGE TAGS**<br>A detailed drawing/chart of the text/verbiage used on all of the inlet(s) and outlet(s) will be provided for the customer to review. The customer will be allowed to make changes and/or mark-ups to this approval drawing/chart. The fire apparatus manufacturer will make revisions (If needed) to the drawing per the customer changes and/or mark-ups as long as the changes are physically possible within a specific product line.<br>The finalized and signed customer approved drawing/chart of the text/verbiage will become part of the contract documents. |
| 0032479 | Pump Panel Configuration, Control Zone | **PUMP PANEL CONFIGURATION**<br>The pump panel configuration will be arranged and installed in an organized manner that will provide user-friendly operation. |
| 0562698 | Step, Slide-Out/Fold-Out, Pump Operator Platform, Aerial | **PUMP OPERATOR'S PLATFORM**<br>A pull out, flip down platform will be provided at the pump operator's control panel.<br>The front edge and the top surface of the platform will be made of DA finished aluminum with a Morton Cass insert.<br>The platform will be approximately 13.75" deep when in the stowed position and approximately 22.00" deep when extended. The platform stepping surface will be 35.00" wide. The platform will lock in the retracted and the extended position.<br>The sides, bottom and rear portions of the support assembly will be painted to match lower job color.<br>The platform will be wired to the "step not stowed" indicator in the cab. |
| 0617393 | Light, Slide-Out Pump Operator Step, TecNiq T10-LC00-1 15" LED, Short Step | **PUMP OPERATOR'S PLATFORM PERIMETER LIGHT**<br>There will be a TecNiq, Model T10-LC00-1, 15.00" white 12 volt DC LED strip light provided to illuminate the ground area. |
| 0005525 | Material, Pump Panels, Side Control Brushed Stainless | **PUMP AND GAUGE PANEL**<br>The pump and gauge panels will be constructed of stainless steel with a brushed finish. A polished aluminum trim molding will be provided on both sides of the pump panel. |
| 0721765 | Panel, Pump Access - Right Side Only, Side Control | **PUMP ACCESS**<br>**Right Side Panel**<br>The right side upper pump panel will be removable.<br>**Panel Fastener**<br>The removable panels will be secured with black swell latch.<br>The left side pump panels will be attached with screws.<br>The right side lower pump panel (drain bank) will be attached with screws. |
| 0583824 | Light, Pump Compt, Wln 3SC0CDCR LED White | **PUMP COMPARTMENT LIGHT**<br>There will be one (1) Whelen®, Model 3SC0CDCR, 3.00" white 12 volt DC LED light(s) with Whelen, Model 3FLANGEC, flange(s) installed in the pump compartment. |
| 0586382 | Gauges, Engine, Included With Pressure Controller | Engine monitoring graduated LED indicators will be incorporated with the pressure controller.<br>Also provided at the pump panel will be the following:<br>- Master Pump Drain Control |
| 0005601 | Throttle, Engine, Incl'd w/Press Controller | |

| | | |
|---|---|---|
| 0739224 | Indicator Light @ Pump Panel, Throttle Ready, Incl w/Pressure Gov/Throttle,Green | **THROTTLE READY GREEN INDICATOR LIGHT**<br>There will be a green indicator light integrated with the pressure governor and/or engine throttle installed on the pump operators panel that is activated when the pump is in throttle ready mode. |
| 0549333 | Indicators, Engine, Included with Pressure Controller | |
| 0745568 | Indicator Light, Pump Panel, Ok To Pump, Green | **OK TO PUMP INDICATOR LIGHT**<br>There will be a green indicator light installed on the pump operators panel that is activated when the pump is in Ok To Pump mode. |
| 0763096 | Fittings, Compression IPO PTC, All Pump Panel Gauges | **COMPRESSION FITTINGS**<br>All of the pump panel gauges will have brass compression fittings installed in place of the push to connect fittings. |
| 0757206 | Gauge, 6.00" Master, Ashcroft, Dry, 1009 Plus Performance Series | **VACUUM AND PRESSURE GAUGES**<br>The pump vacuum and pressure gauges will be dry and manufactured by Ashcroft. The gauges will be a 1009 series of gauge with the "Plus" needle dampener option installed to prevent needle bounce. The gauge case, ring and bourdon tube will be S/S.<br>The gauges will be a minimum of 6.00" in diameter and will have white faces with black lettering and a black needle. A "Pierce" logo will be located in lower portion of the dial on the gauge face.<br>The gauges will have a pressure range of 30.00" 0-600 psi.<br>The pump pressure and vacuum gauges will be installed adjacent to each other at the pump operator's control panel.<br>Test port connections will be provided at the pump operator's panel and properly labeled. One (1) will be connected to the intake side of the pump, and the other to the discharge side of the pump. They will have 0.25 in. standard pipe thread connections and polished stainless steel plugs. |
| 0511104 | Gauge, 3.00" Pressure, Class 1, 30"-0-400psi | **PRESSURE GAUGES**<br>The individual "line" pressure gauges for the discharges will be interlube filled and manufactured by Class 1.<br>The gauges will be a minimum of 3.00" in diameter and will have white faces with black lettering.<br>Gauge construction will include a Zytel nylon case with adhesive mounting gasket and threaded retaining nut.<br>Gauges will have a pressure range of 30"-0-400#.<br>The individual pressure gauge will be installed as close to the outlet control as practical.<br>This gauge will include a 10 year warranty against leakage, pointer defect, and defective bourdon tube. |
| 0604123 | Gauge, Water Level, FRC, WLA 300-A00, TankVision Pro, w/Remote Light Driver | **WATER LEVEL GAUGE**<br>A Fire Research TankVision Pro model WLA300-A00 water tank indicator gauge will be installed on the pump operators panel. The gauge kit will include an electronic indicator module, a pressure sensor, and a 10' sensor cable. The gauge will show the volume of water in the tank on nine (9) easy to see super bright RGB LEDs. A wide view lens over the LEDs will provide for a viewing angle of 180 degrees. The gauge case will be waterproof, manufactured of Polycarbonate/Nylon material, and have a distinctive blue label.<br>The program features will be accessed from the front of the indicator module. The program will support self-diagnostics capabilities, self-calibration, six (6) programmable colored light patterns to display tank volume, adjustable brightness control levels and a data link to connect remote indicators. Low water warnings will include flashing LEDs at 1/4 tank and down chasing LEDs when the tank is almost empty.<br>The gauge will receive an input signal from an electronic pressure sensor. The sensor will be mounted from the outside of the water tank near the bottom. No probe will be placed on the interior of the tank. Wiring will be weather resistant and have automotive type plug-in connectors.<br>**REMOTE LIGHT DRIVER**<br>A Fire Research TankVision model WLA290-A00 remote light driver will be installed. The driver will provide four (4) separate outputs to control additional water level lights around the apparatus. The lights will show 1/4, 1/2, 3/4, and full tank. When power is applied the driver will run a test and cycle each remote light on and off. When the tank is less than 1/4 full the 1/4 tank light will blink. |
| 0750438 | Water Level Gauge, Wln PSTANK2, LED 1-Light, 4-Level | **WATER LEVEL GAUGE**<br>There will be two (2) additional water level indicator(s), Whelen®, Model PSTANK2, LED module with black trim, installed one (1) each side rearward of crew cab doors.<br>This light module(s) will include four (4) colored levels, and function similar to the water level indicator located at the operators panel:<br>First green module indicates a full water level<br>Second blue module indicates a water level above 3/4 full<br>Third amber module indicates a water level above 1/2 full<br>Last red module indicates a water level above 1/4 full and empty<br>Above 1/4 this light will be steady burning<br>At empty this light will be flashing<br>The flash rate will be determined by the main water level tank sensor.<br>This module will be activated when the parking brake is applied. |

| | | |
|---|---|---|
| 0604354 | Gauge, Foam Level, FRC, Tank Vision Pro, WLA 360-A00, Class "A" | **CLASS "A" FOAM LEVEL GAUGE**<br>A Fire Research TankVision Pro, Model WLA360-A00, cell/tank level indicator kit will be installed on the pump operator's panel. The kit will include an electronic indicator module, a pressure sensor, a 10' sensor cable and a tank vent. The indicator will show the volume of Class "A" foam concentrate in the cell/tank on nine (9) easy to see super bright RGB LEDs. A wide view lens over the LEDs will provide for a viewing angle of 180 degrees. The indicator case will be waterproof, manufactured of Polycarbonate/Nylon material and have a distinctive green label. The program features will be accessed from the front of the indicator module. The program will support self-diagnostics capabilities, self-calibration, six (6) programmable colored light patterns to display cell/tank volume, adjustable brightness control levels and a data link to connect remote indicators. Low foam level warnings will include flashing LEDs at 1/4 cell/tank and down chasing LEDs when the cell/tank is almost empty.<br>The indicator will receive an input signal from an electronic pressure sensor. The sensor will be mounted from the outside of the foam cell/tank near the bottom. No probe will be placed on the interior of the cell/tank. Wiring will be weather resistant and have automotive type plug-in connectors. |
| 0593161 | Light Shield, S/S LED | **LIGHT SHIELD**<br>There will be a polished, 16 gauge stainless steel light shield installed over the pump operator's panel.<br>There will be 12 volt DC white LED lights installed under the stainless steel light shield to illuminate the controls, switches, essential instructions, gauges, and instruments necessary for the operation of the apparatus. These lights will be activated by the pump panel light switch. Additional lights will be included every 18.00" depending on the size of the pump house.<br>One (1) pump panel light will come on when the pump is in ok to pump mode.<br>The switch panel will be lit when the parking brake is set. This is to afford the operator illumination when first approaching the control panel. |
| 0606694 | Air Horns, (2) Hadley, 6" Round, eTone, In Bumper | **AIR HORN SYSTEM**<br>Two (2) Hadley®, eTone, chrome air horns will be recessed in the front bumper. The air horn system will be piped to the air brake system wet tank utilizing 0.38" tubing. A pressure protection valve will be installed to prevent the loss of air in the brake system. |
| 0606834 | Location, Air Horns, Bumper, Each Side, Outside Frame, Inboard (Pos #2 & #6) | **Air Horn Location**<br>The air horns will be located on each side of the bumper, just outside of the frame rails. |
| 0757092 | Control, Air Horn, Multi Select | **Air Horn Control**<br>The air horn(s) will be activated by the following: |
| 0757078 | Control, Air Horn, Push Button Sw, RS | Right side push button switch |
| 0731519 | Control, Air Horn, Ft Sw, LS, Cntl Int Fet | Left side foot switch. The control to be available when the parking brake is released. |
| 0815742 | Control, Air Horn, Red Push Button Sw, Turntable, Labeled "Evacuation" | Red push button switch located at the aerial turntable labeled "Evacuation". The control to be available when the parking brake is applied. |
| 0534828 | Siren, Wln 295SL101, 100 or 200W Removable Mic | **ELECTRONIC SIREN**<br>There will be a Whelen, Model 295SL 101, 100 or 200 watt electronic siren with noise canceling plug-in microphone will be provided.<br>This siren to be active when the battery switch is on and that emergency master switch is on. |
| 0510206 | Location, Elect Siren, Recessed Overhead In Console | Electronic siren head will be recessed in the driver side center switch panel. |
| 0076156 | Control, Elec Siren, Head Only | The electronic siren will be controlled on the siren head only. No horn button or foot switches will be provided. |
| 0601306 | Speaker, (1) Wln, SA315P, w/Pierce Polished Stainless Steel Grille, 100 watt | **SPEAKER**<br>There will be one (1) Whelen®, Model SA315P, black nylon composite, 100-watt, speaker with through bumper mounting brackets and polished stainless steel grille provided. The speaker will be connected to the siren amplifier. |
| 0601551 | Location, Speaker, Frt Bumper, Recessed, Right Side, Outside Frame,Outbrd(Pos 1) | The speaker will be recessed in the right side of the front bumper, towards the outside. |

| | | | |
|---|---|---|---|
| 0888275 | | Sw, Siren Brake, Momentary Chrome Push Button, RS, Aux Elec Siren | A momentary chrome push button switch will be included in the right side dash panel to activate the siren brake. |
| 0895310 | | Siren, Federal Q2B | **AUXILIARY MECHANICAL SIREN**<br>There will be a Federal Signal Model Q2B mechanical siren furnished and installed in the front of the apparatus.<br>The Q2B will be chrome finish.<br>The siren will have a 2-gauge cable connected to a power solenoid that is connected by a 2-gauge cable ran battery direct to the primary chassis batteries and will be labeled Q2B+ at the battery. The power solenoid will only be enabled when the emergency master switch is on.<br>The siren will have a 2-gauge ground wire connected to the chassis battery stud. The cable will be labeled Q2B- at the battery. |
| 0006097 | | Location of Siren, Recessed in Bumper | The mechanical siren will be recessed in the front bumper on the left side. The siren will be properly supported using the bumper framework. |
| 0748305 | | Control, Mech Siren, Multi Select | **MECHANICAL SIREN CONTROL**<br>The mechanical siren will be activated by the following: |
| 0748279 | | Control Mech Siren, Push Button Sw, RS | Right side push button switch |
| 0748282 | | Control Mech Siren, Ft Sw LS | Left side foot switch. |
| 0740391 | | Sw, Siren Brake, Momentary Chrome Push Button, RS | A momentary chrome push button switch will be included in the right side dash panel to activate the siren brake. |
| 0736691 | | Sw, Siren Brake, Momentary Chrome Push Button, LS | A momentary chrome push button switch will be included in the left side dash panel to activate the siren brake. |
| 0056063 | | Bracket, Wedge Style, (2) Foot Switch, Driver Side | **BRACKET, FOOT SWITCHES**<br>A wedge style bracket will be provided on the driver's side of cab floor. The bracket will be large enough to hold two (2) foot switches. |
| 0746353 | | Not Required, Warning Lights Intensity | |
| 0835176 | SP | Lightbar, Wln, Freedom IV, Rota-Bm, 2-23", R_RRW WRR_R, 30Deg | **FRONT ZONE UPPER WARNING LIGHTS**<br>There will be two (2) 23.00" Whelen® Freedom™ IV Rota-Beam™ lightbars mounted on the cab roof, one (1) on each side, above the left and right side doors.<br>The left side lightbar will include the following:<br>One (1) red flashing in a semi circle pattern LED module in the outside rear corner position.<br>Open in the end position.<br>One (1) red flashing in a semi circle pattern LED module in the outside front corner position.<br>One (1) red flashing in a semi circle pattern LED module in the front center position.<br>One (1) white flashing in a semi circle pattern LED module in the inside front corner position.<br>The right side lightbar will include the following:<br>One (1) white flashing in a semi circle pattern LED module in the inside front corner position.<br>One (1) red flashing in a semi circle pattern LED module in the front center position.<br>One (1) red flashing in a semi circle pattern LED module in the outside front corner position.<br>Open in the end position.<br>One (1) red flashing in a semi circle pattern LED module in the outside rear corner position.<br>There will be a switch in the cab on the switch panel to control these lightbars.<br>The red flashing in a semi circle pattern LED module in the front inside corner positions may be load managed when the parking brake is applied. |
| 0688970 | | Light, GTT, 792* Strobe Opticom Emitter, Mtd At Aerial Tip | **TRAFFIC LIGHT CONTROLLER**<br>There will be a GTT, Model 792* strobe Opticom traffic light controller with national standard high priority remote mounted on the tip of the ladder, Aerial tip.<br>The Opticom traffic light controller will be activated with the emergency master switch only.<br>The Opticom traffic light controller will have no momentary activation switch.<br>The Opticom traffic light controller will be disabled when the parking brake is applied. |
| 0016380 | | No Additional Lights Req'd, Side Zone Upper | |

| | | | |
|---|---|---|---|
| 0899300 | | Lights, Front Zone, Wln M6** M6RS M6RS M6**, Inside Steady Burn, 4lts Q Bez | **FRONT ZONE LOWER LIGHTS**<br>There will be four (4) Whelen®, 4.31" high x 6.75" wide x 1.37" deep lights installed on the cab face above the headlights, in a common bezel matching the one for the headlamps per the following.<br>One (1) Model M6** flashing light installed in the left side outside position. The left side outside warning light to include red LEDs.<br>One (1) Model M6RS steady burning light installed in the left side inside position. The light will include red LEDs.<br>One (1) Model M6RS steady burning light installed in the right side inside position. The light will include red LEDs.<br>One (1) Model M6** flashing light installed in the right side outside position. The right side outside warning light to include red LEDs.<br>The lens color(s) for the rear light(s) to be the same color as the LEDs.<br>The housing to be polished and the trim shall be chrome.<br>There will be a switch in the cab on the switch panel to control the lights. |
| 0558676 | | Daytime Running Lights, Headlights, Qtm, Vel/Imp, Enf/AXT-MUX, (Low Beam) | **DAYTIME RUNNING LIGHTS (HEADLIGHTS)**<br>The low-beam headlights used as daytime running lights will be activated with the following measures:<br>Ignition switch is turned on<br>Parking brake is released<br>These lights will be deactivated with any one of the following measures:<br>Headlight switch is turned on<br>High-beam flash is turned on<br>Parking brake is set |
| 0779204 | SP | Light, Front, Wln M6** LED 1st | **FRONT WARNING LIGHT**<br>There will be two (2) Whelen®, Model M6**, 4.31" high x 6.75" wide x 1.37" deep flashing LED warning light(s) with chrome trim provided, in the corner 45 degree portion of the front bumper recessed.<br>The light(s) to include red LEDs.<br>The warning light lens colors to be the same as the LEDs.<br>There will be a switch in the can on the switch panel to control the light(s).<br>The lights will be activated per the following:<br>white LEDs will be deactivated when the parking brake is applied<br>amber LEDs will be activated when the parking brake is applied<br>red blue, amber or green LEDs may be load managed when the parking brake is applied |
| 0653937 | | Flasher, Headlight Alternating | **HEADLIGHT FLASHER**<br>The high beam headlights will flash alternately between the left and right side.<br>There will be a switch installed in the cab on the switch panel to control the high beam flash. This switch will be live when the battery switch and the emergency master switches are on.<br>The flashing will automatically cancel when the hi-beam headlight switch is activated or when the parking brake is set. |
| 0747228 | | Lights, Side Zone Lower, Wln M6**, M6**, M6**, 6Lts | **SIDE ZONE LOWER LIGHTING**<br>There will be six (6) Whelen®, Model M6**, 4.31" high x 6.75" long x 1.37" deep flashing LED warning lights with chrome trim installed per the following:<br>Two (2) lights located, one (1) each side on the bumper extension. The driver's side, side front light to include red warning LEDs and the passenger's side, side front light to include red warning LEDs.<br>Two (2) lights located, one (1) each side of cab rearward of crew cab doors. The driver's side, side middle light to include red warning LEDs and the passenger's side, side middle light to include red warning LEDs.<br>Two (2) lights located, one (1) each side above rear wheels. The driver's side, side rear light to include red warning LEDs and the passenger's side, side rear light to include red warning LEDs.<br>The warning light lens colors to be the same as the LEDs.<br>There will be a switch in the cab on the switch panel to control the lights. |
| 0895716 | | Lights, Door Interior Flash, 4 Dr Cab, Wln ION* | **INTERIOR CAB DOOR WARNING LIGHTS**<br>There will be four (4) Whelen® Model ION*, 1.0" high x 4.0" long x 1.3" deep flashing LED warning lights with chrome housing.<br>One (1) light(s) to include red flashing LED's on the left side cab door<br>One (1) light(s) to include red flashing LED's on the right side cab door.<br>One (1) light(s) to include red flashing LED's on the right side crew cab door.<br>One (1) light(s) to include red flashing LED's on the left side crew cab door.<br>The lens color(s) to be clear.<br>Each light will be located in the door pan as low and far to the outside as practical.<br>Each light will be activated when the battery switch is on, respective door is opened and the ignition switch is on. |
| 0815847 | | Connectors, Door Interior Flash, All Cabs, Weatherproof | **ELECTRICAL CONNECTORS FOR WARNING LIGHTS**<br>The lights will be installed with a weatherproof insulated crimped connectors in order to provide ease of connection/disconnection of the circuit applied to. |

| | | | |
|---|---|---|---|
| 0760752 | | Lights, Side, Wln WIONSM* LED, Mtd In Rub Rail, 1st | **SIDE WARNING LIGHTS**<br>There will be four (4) Whelen, Model WIONSM* LED light(s) provided and located in the body rub rails one (1) each mounted in the rub rail and centered below the following compartments: LS1, LS3, RS1 AND RS3. The lights will only be mounted with the rubber gasket if clearance allows it.<br>The color of each light will be red LED with a clear lens.<br>Each light will be provided with a chrome ABS flange.<br>The light(s) will be activated with the side warning switch. |
| 0564654 | | Lights, Rear Zn Lwr, Wln M6*, Colored Lens, For Tail Light Housing | **REAR ZONE LOWER LIGHTING**<br>There will be two (2) Whelen®, Model M6*, LED flashing warning lights will be located at the rear of the apparatus.<br>The driver's side rear light to be red<br>The passenger's side rear light to be red<br>Both lights will include a lens that is the same color as the LED's.<br>There will be a switch located in the cab on the switch panel to control the lights. |
| 0647024 | | Light, Rear Zone Up, Wln Rota-Beam R316RF LED Beacon, Red LED, Red Lens | **REAR OF HOSE BED WARNING LIGHTS**<br>There will be two (2) Whelen Rota-Beam, Model R316RF, 4.00" high x 7.19" wide beacons with red LED's and red domes provided.<br>One (1) will be installed on the driver's side rear of the apparatus.<br>One (1) will be installed on the passenger's side rear of the apparatus.<br>There will be a switch located in the cab on the switch panel to control the beacons. |
| 0006551 | | Not Required, Lights, Rear Upper Zone Blocking | |
| 0791467 | | Light, Traffic Directing, Wln TAM83, 30.87" Long LED | **TRAFFIC DIRECTING LIGHT**<br>There will be one (1) Whelen®, Model TAM83, 30.87" long x 1.75" high x 2.18" deep, amber LED traffic directing light installed at the rear of the apparatus.<br>The Whelen, Model TACTL5, control head will be included with this installation.<br>The controller will be energized when the battery switch is on.<br>The auxiliary flash to be activated when the emergency master switch is on. |
| 0889920 | SP | Location, TDL, On Top of Body Below TT w/Treadplate Box, Scene Lights & Camera | The traffic directing light will be mounted on top of the body below the turntable within a treadplate box at the rear of the apparatus.<br>The treadplate box will allow installation of a camera to be mounted recessed within it, centered above the traffic directing light.<br>The treadplate box will allow installation of two (2) Whelen®, Summit 16.00" scene lights to be mounted recessed within it, one (1) on each side of the traffic directing light.<br>The corners of the openings for the traffic advisor, camera, and scene lights will be radiused. |
| 0530282 | | Location, Traf Dir Lt Controller, Overhead Switch Panel DS Right End | The traffic directing light control head will be located in the driver side overhead switch panel in the right panel position. |
| 0779722 | | Receptacle, 15/20A 120V 3-Pr 3-Wr, NEMA 5-20R SB Dup, 1st, Interior Body | **120 VOLT RECEPTACLE**<br>There will be three (3), 15/20 amp 120 volt AC three (3) wire straight blade duplex receptacle(s) with interior stainless steel wall plate(s), installed One in LS1 and two in RS4 as per AD print. The NEMA configuration for the receptacle(s) will be 5-20R.<br>The receptacle(s) will be powered from the shoreline inlet.<br>There will be a label installed near the receptacle(s) that state the following:<br>Line Voltage<br>Current Ratting (amps)<br>Phase<br>Frequency |
| 0519934 | | Not Required, Brand, Hydraulic Tool System | |
| 0649753 | | Not Required, PTO Driven Hydraulic Tool System | |
| 0722003 | | Aerial, 100' Heavy Duty Ladder, (750 dry/500 water), LSL | **FOUR (4)-SECTION 100 FOOT AERIAL LADDER CONSTRUCTION STANDARDS**<br>The ladder will be constructed to meet all of the requirements as described in the current edition of applicable NFPA standards.<br>The aerial device will be a true ladder type device; therefore ladders attached to booms will not be considered.<br>These capabilities will be established in an unsupported configuration.<br>All structural load supporting elements of the aerial device that are made of a ductile material will have a design stress of not more than 50% of the minimum yield strength of the material based on the combination of the live load and the dead load. This 2:1 structural safety factor meets the current NFPA standard.<br>All structural load supporting elements of the aerial device that are made of non-ductile material will have a design stress of not more than 20% of the minimum ultimate strength of the material, based on the combination of the rated capacity and the dead load. This 5:1 safety factor meets |

the current NFPA standard.
Wire ropes and attaching systems used to extend and retract the fly sections will have a 5:1 safety factor based on the ultimate strength under all operating conditions. The factor of safety for the wire rope will remain above 2:1 during any extension or retraction stall. The minimum ratio of the diameter of wire rope used to the diameter of the sheave used will be 1:12. The wire rope will be galvanized to reduce corrosion.
The aerial device will be capable of sustaining a static load one and one-half times its rated tip load capacity (live load) in every position in which the aerial device can be placed when the vehicle is on a firm level surface.
The aerial device will be capable of sustaining a static load one and one-third times its rated tip load capacity (live load) in every position the aerial device can be placed when the vehicle is on a slope of five degrees downward in the direction most likely to cause overturning.
With the aerial device out of the cradle and in the fully extended position at zero degrees elevation, a test load will be applied in a horizontal direction normal to the centerline of the ladder. The turntable will not rotate and the ladder will not deflect beyond what the product specification allows.
All welding of aerial components, including the aerial ladder sections, turntable, pedestal, and outriggers, will be in compliance with the American Welding Society standards. All welding personnel will be certified, as qualified under AWS welding codes.
The aerial device will be capable of operating with the maximum rated tip load in either of the two (2) following conditions:
- Conditions of high wind up to 35 mph
- Conditions of icing, up to a coating of .25" over the entire aerial structure. The aerial device will be derated for ice conditions.
All of the design criteria must be supported by the following test data:
- Strain gage testing of the complete aerial device
- The following standards for materials are to be used in the design of the aerial device:
- Materials are to be certified by the mill that manufactured the material
- Materials that are certified or recertified by vendors other than the mill will not be acceptable
- Material testing that is performed after the mill test will be for verification only and not with the intent of changing the classification
- All welded structural components for the ladder will be traceable to their mill lots

**LADDER CONSTRUCTION**

The ladder will be comprised of four sections.
The ladder will have the capability to support a minimum of 750 pounds at the tip in the unsupported configuration, based upon 360 degree rotation, up to full extension and from -8 degrees to +78 degrees.
The ladder (handrails, baserails, trusses, K-braces and rungs) will be constructed of high strength low alloy steel. A combination of 70,000 pounds per square inch and 100,000 pounds per square inch yield steel, with full traceability on all structural members will be used.
Each section will be trussed diagonally, vertically and horizontally using welded steel tubing.
All ladder rungs will be round and welded to each section utilizing "K" bracing for torsional rigidity.
The inside width dimensions of the ladder will be:
- Base Section 42.00"
- Lower-Mid Section 35.12"
- Upper-Mid Section 27.87"
- Fly Section 21.12"

The height of the handrails above the centerline of the rungs will be:
- Base Section 22.87"
- Lower-Mid Section 19.62"
- Upper-Mid Section 17.87"
- Fly Section 15.75"

The ladder will be designed to provide continuous egress for firefighters and civilians from an elevated position to the ground.
The egress section will be designed to maintain the rated load of the aerial device. It will be bolted on for easy replacement.

**VERTICAL HEIGHT**

The ladder will extend to a minimum height of 100' above the ground at full extension and elevation. The measurement of height will be consistent with NFPA standards.

**HORIZONTAL REACH**

The rated horizontal reach will be a minimum of 93'. The measurement of horizontal reach will be consistent with NFPA standards.

**TURNTABLE**

The upper turntable assembly will connect the aerial ladder to the turntable bearing. The steel structure will have a mounting position for the aerial elevation cylinders, ladder connecting pins, and upper turntable operator's position.
The turntable will be coated with a non-skid, chemical resistant material in the walking areas. The stepping surfaces will meet the skid-resistance requirements of the current NFPA standard.
The turntable handrails will be a minimum 42.00" high and will not increase the overall travel height of the vehicle. The handrails will be constructed from aluminum and have a slip resistant knurled surface. The turntable vertical handrail spacing will be designed with a 44.00" wide x 27.00" high opening to allow for equipment to pass through from the ground to the aerial ladder. The opening will be located at the center, rear of the turntable.
A foot switch will be located at the turntable control console to allow hydraulic flow to the aerial device. The foot switch will be protected by a cover to prevent accidental activation. Activation of the foot switch is necessary for aerial operation.

**ELEVATION SYSTEM**

Two (2) double acting lift cylinders will be utilized to provide smooth precise elevation from 8 degrees below horizontal to 78 degrees above horizontal.
The lift cylinders will be sized to move the aerial device from any position or loading condition allowed by the load chart.
The lift cylinders will be equipped with integral holding valves located on the cylinder to prevent the unit from falling should the charged lines be severed at any point within the hydraulic system.
Ladder elevation speed is automatically decelerated when the angle is above 60 degrees, reducing "tip-lash".
The pivot pins will be stainless steel with greaseable bronze bushings and will be 2.50" in diameter. All elevation pins will be stainless steel.

**EXTENSION/RETRACTION SYSTEM**

A full hydraulic powered extension and retraction system will be provided using two (2) hydraulic cylinders and wire ropes.

Each cylinder is capable of operating the ladder in the event of a failure to the other.

The extension cylinder will be sized to move the aerial device from any position or loading condition allowed by the load chart.

Extension and retraction will be internally limited within the cylinders, eliminating excess strain on wire ropes, sheaves and the ladder structure.

Each of the cylinders, wire ropes and sheave assemblies will be completely independent of the other, so as to provide a safety factor wherein a failure of one assembly will not affect the function and operation of the other.

The extension cylinders will be equipped with integral holding valves to prevent the unit from retracting should the charged lines be severed at any point within the hydraulic system.

The extension cylinders will be mounted utilizing maintenance free spherical bearings.

The cylinders will also have internal deceleration valves to cushion the movement of the cylinder when approaching full extension or retraction.

The reeling of the wire rope will be such as to provide synchronized, simultaneous movement of all sections to full extension.

The extension/retraction cables will be 7-flex galvanized wire rope with stainless steel threaded ends and will be sized to meet a 5:1 safety factor during any load conditions allowed by the load chart.

Wear pads made of polymer material will be used between the telescoping sections for maximum weight distribution, strength and smoothness of operation. Wear pads and ladder section sliding surfaces will be lubricated with a low viscosity grease.

Adjustment screws will be provided on the wear pads to permit proper side alignment.

All sheaves will be plastic with a grease path through the pin and all sheave pins and pivot pins will be polished stainless steel.

**ROTATION SYSTEM**

A 46.00" diameter, external tooth, monorace, slewing ring bearing will be used for the rotation system. The gear teeth will be stub tooth form.

The bearing will provide 360 degree continuous rotation.

The turntable will be bolted to the bearing using 26 SAE Grade 8, .875" diameter bolts.

To secure the bearing to the torque box, 36 Grade 8, .875" diameter bolts will be used.

The turntable base and the torque box bearing plate will be machined flat, within .007" thereby providing even distribution of forces.

A hydraulically driven planetary gear box will be used to provide infinite and minute rotation control throughout the entire rotational travel.

The planetary gearbox will have a torque rating of 130,000 pounds per inch.

The planetary gearbox will have a spring applied, hydraulically released disc type swing brake will be furnished to provide positive braking of the turntable assembly.

**ROTATION INTERLOCK**

A permanently installed prevention mechanism will be provided as part of the rotation system to prevent the rotation of the aerial device to the side in which the stabilizers have not been fully deployed or are short-jacked.

The mechanism will allow full and unrestricted use of the aerial in the 180 degree area on the side(s) where the stabilizers have been fully deployed.

The system will also have a manual override to comply with NFPA.

**TORQUE BOX**

A "torsion box" subframe will be installed between the two (2) sets of stabilizers.

The torque box will be constructed of .312" steel plate (50,000 pounds per square inch yield) with steel tubing reinforcement on each side of the box in the turntable area.

The torque box subframe assembly is capable of withstanding all torsional and horizontal loads when the unit is on the stabilizers.

The torque box will be bolted to the chassis frame rails using 52 SAE Grade 8, .750" bolts with nuts.

**LOAD CAPACITIES**

The following load capacities will be established, with the stabilizers at full horizontal extension and placed in the down position, to level the truck and to relieve the weight from the tires and axles.

Capacities will be based upon full extension and 360 degree rotation.

A load chart, visible at the operator's station, will be provided. The load chart will show the recommended safe load at any condition of the aerial device's elevation and extension.

**35 MPH WIND CONDITIONS/WATERWAY DRY**

| Degrees of Elevation | Egress | Fly |
|---|---|---|
| -8 to 9 | 750 | - |
| 10 to 19 | 750 | - |
| 20 to 29 | 750 | - |
| 30 to 39 | 750 | - |
| 40 to 49 | 750 | - |
| 50 to 59 | 750 | - |
| 60 to 69 | 750 | - |
| 70 to 78 | 750 | - |

-
250
500
500
Upper Mid
-
-
-
-
250
500
500
1000
Lower Mid
-
-
-
250
250
500
750
1000
Base
-
-
-
500
500
750
1000
1000

**35 MPH WIND CONDITIONS/WATERWAY CHARGED**

Degrees of
Elevation
-8 to 9
10 to 19
20 to 29
30 to 39
40 to 49
50 to 59
60 to 69
70 to 78
Egress
500
500
500
500
500
500
500
500
Fly
-
-
-
-
-
250
500
500
Upper Mid
-
-
-
-
-
250
500
750
Lower Mid
-
-
-
-
250
500
750
750
Base
-
-
-
500
500
750
1000
1000

**Reduced loads at the tip can be redistributed in 250 lb. increments to the fly, mid, or base**

| | | | |
|---|---|---|---|
| | | | **sections as needed.**<br>**Aerial capacity will be reduced to zero when flowing water with the nozzle above the waterway centerline.**<br>**BOOM SUPPORT**<br>A heavy duty boom support will be provided for support of the ladder in the travel position. On the base section of the ladder, a stainless steel scuffplate will be provided where the ladder comes into contact with the boom support. |
| 0000042 | | Boom Support, Rear of the Chassis Cab | The boom support will be located just to the rear of the chassis cab. |
| 0762413 | | Light, Boom Support, Amdor AY-LB-12HW012, 12" LED | **AERIAL BOOM SUPPORT LIGHT**<br>There will be one (1) Amdor®, Model AY-LB-12HW012, 190 lumen, 12" long, white LED strip light mounted on the boom support cradle. This light will be activated when the aerial master switch is activated. |
| 0799569 | | Boom Support Compartment, Rear of Cab, Cab Height, Full Depth | **BOOM SUPPORT COMPARTMENT DIRECTLY BEHIND THE CAB**<br>A compartment will be provided on each side of the apparatus directly behind the cab. Compartment will be made of aluminum treadplate. The interior dimensions of each compartment will be approximately 8.00" wide x 22.75" deep. The height of the compartment will be determined by the height of the cab (to the raised roof if applicable).<br>A single pan aluminum treadplate door will be provided for each compartment. Each door will be hinged along the forward edge.<br>There will be a pair of Southco C2 chrome raised trigger lever latches provided on each door. Latches will be spaced as evenly as possible, yet both latches will remain accessible from the ground. |
| 0647962 | SP | Modification,T-Box,Rr Body,w/Raised Rr Struct,AscendTA,105',100LSL,100'R MAP/PAP | **MODIFICATION, TORQUE BOX**<br>The torque box will be modified to accommodate the raised rear substructure. |
| 0680821 | | Boom Panel, Pair | **AERIAL BOOM PANEL**<br>There will be one boom panel provided on each side of the aerial ladder base section. The boom panel will be painted #80 RED.<br>The boom panels will be designed so no mounting bolts are in the face of the panel. This will keep the lettering surface free of holes. |
| 0526885 | | Indicator, Extension, Inside and Outside Handrails, Every 10' | **EXTENSION INDICATOR**<br>Extension markings and corresponding numerical indicators will be provided along each inside and outside top rail of the base section of the aerial every 10'. They will indicate various positions of extension up to full. Markings and indicators will be clearly visible to the console operator. To aid in visibility during hours of darkness, the markings and numerical indicators will be red reflective material. |
| 0723719 | | Steps, Folding, Four, Aerial Device, Trident | **FOLDING STEPS**<br>One (1) set of folding steps will be provided at the tip of the ladder. An additional set of folding steps will be provided at the base of the fly section. The steps will be bright finished with a black tread coating on the stepping surface. Each step will have an integrated LED to illuminate the stepping surface. |
| 0688232 | | Rung Covers, Aerial Device | **AERIAL DEVICE RUNG COVERS**<br>Each rung will be covered with a secure, heavy-duty, fiberglass pultrusion that incorporates an aggressive, no-slip coating.<br>The rung covers will be glued to each rung and will be easily replaceable should the rung cover become damaged.<br>The center portion of each rung cover will be black and the outside 2.00" edge at each side will be safety yellow.<br>Under no circumstances will the rung covers be fastened to the rungs using screws or rivets.<br>The rung covers will have a 10-year, limited warranty. |
| 0680785 | | Limited Retraction, Aerial | **LIMITED RETRACTION**<br>The aerial device will have limited retraction. |
| 0676785 | | Bracket Only, Rubbish Hook, Aerial Fly Section | **RUBBISH HOOK MOUNTING BRACKET**<br>Mounting will be provided near the end of the fly section of the aerial ladder for a rubbish hook. The bracket will be sized to hold a Fire Hooks Unlimited trash hook model TRH-8. |

| | | |
|---|---|---|
| 0642654 | Scabbard, Temporary Vent Saw Storage, No Depth Gauge, Aerial Ladder, Painted | **TEMPORARY SCABBARD AT END OF AERIAL**<br>There will be a total of one (1) vent saw scabbard(s) provided. The scabbard(s) will be mounted on the right side of the aerial egress. The scabbard(s) will be painted smooth aluminum. The scabbard(s) will be painted charcoal metallic 479. |
| 0784202 | Brackets Only, Roof Ladder, Base Section, Inboard of Boom Panel, Ascendant | **LADDER STORAGE MOUNTING BRACKETS**<br>Mounting brackets for a single roof ladder will be provided on the right side of the aerial device while viewed from the turntable. A total of one (1) roof ladder(s) will be stored on the aerial base section. The bracket(s) will be located inboard of the boom panel at the base section and include straps to secure the ladder(s).<br>The mounting brackets will accommodate a 16' Duo-Safety 875-DR roof ladder(s) to be stored individually as determined by the type of aerial device and the available space. |
| 0601972 | Lights, Turntable Walkway, P25, LED | **LIGHTS FOR TURNTABLE WALKWAY**<br>There will be white LED lights provided at the aerial turntable. The lights will be located to illuminate the entire walking surface of the turntable including the area around the turntable console. These lights will be activated by the aerial master switch. |
| 0762396 | Light, Turntable Console, Amdor AY-LB-12HW012, LED Strip Light | **TURNTABLE CONSOLE LIGHTING**<br>There will be one (1), Amdor®, Model AY-LB-12HW012, 190 lumen, 12" long, white LED light strip mounted in the turntable console cover to illuminate the controls located on both the upper and lower portion of the turntable control station. These lights will be activated by the aerial master switch. |
| 0635913 | Turntable Walking Surface, Black | **TURNTABLE SURFACE COLOR**<br>The protective, non-slip coating on the aerial turntable platform base will be black. |
| 0616750 | Plate, Painted Aluminum Rear of the Turntable for Lettering | **PAINTED PLATE FOR LETTERING**<br>There will be (1) one painted aluminum plate provided for department lettering. It will be mounted at the rear of the turntable to the handrails and will be sized to fit the lettering.<br>The plate will be painted #90 red. |
| 0682134 | Latch, Rubber Arm, Turntable Control Console Cover | **TURNTABLE CONTROL CONSOLE COVER LATCH**<br>A rubber hood style latch will be provided on the cover of the turntable control console to prevent movement during travel. |
| 0682164 | Cover, Around Aerial Rotation Bearing | **ROTATION BEARING COVER**<br>A cover will be fitted over the aerial rotation bearing and drive pinion gear(s). The cover will be aluminum treadplate and attached to the underside of the turntable deck. |

| | | |
|---|---|---|
| 0720663 | Control Stations, LSL, Four Stabilizers | **TURNTABLE CONTROL STATION**<br>There will be a turntable control station located on the left hand side of the turntable so the operator will be able to easily observe the ladder tip while operating the controls. The controls will permit the operator to regulate the speed of the aerial functions within safe limits (as determined by the manufacturer and NFPA standards). The controls will be clearly marked and lighted for nighttime operation. A hinged aluminum cover will be provided. The momentary foot switch located at the turntable control station will activate the aerial function controls. They are capable of being operated independently or simultaneously.<br>The following controls and indicator lights will be clearly identified, illuminated, and conveniently located for ease of operation and viewing:<br>- Elevation, extension/retraction, and rotation controls<br>- High idle switch<br>- Rung alignment indicator light<br>- Tip/Tracking lights switch<br>- Hydraulic system pressure gauge<br>- Indicator/Alarm test switch<br>- EPU switch<br>- Operator's load chart<br>- Stabilizer Not Fully Extended indicator light<br>- Monitor controls<br>- Aerial waterway flow meter<br>- Ladder extension disabled indicator light<br>**STABILIZER CONTROL STATION**<br>There will be two (2) easily accessible control stations, one (1) for left side stabilizers and one (1) for right side stabilizers, both located at the rear of the apparatus.<br>The following controls and indicator lights will be clearly identified, illuminated, and conveniently located for ease of operation and viewing at each of the control stations except where otherwise noted:<br>- Left Rear Stabilizer Firm On Ground indicator light (left side panel only)<br>- Left Rear Stabilizer Up/Down switch (left side panel only)<br>- Left Front Stabilizer Firm On Ground indicator light (left side panel only)<br>- Left Front Stabilizer Fully Extended indicator light (left side panel only)<br>- Left Front Stabilizer In/Out switch (left side panel only)<br>- Left Front Stabilizer Up/Down switch (left side panel only)<br>- Right Rear Stabilizer Firm On Ground indicator light (right side panel only)<br>- Right Rear Stabilizer Up/Down switch (right side panel only)<br>- Right Front Stabilizer Firm On Ground indicator light (right side panel only)<br>- Right Front Stabilizer Fully Extended indicator light (right side panel only)<br>- Right Front Stabilizer In/Out switch (right side panel only)<br>- Right Front Stabilizer Up/Down switch (right side panel only)<br>- Hydraulic emergency power switch<br>- High idle switch<br>- Front axle unloaded, limited reach over front indicator light |
| 0120801 | Remote Tip Controls, Ladder | **REMOTE AERIAL CONTROL**<br>A remote control will be provided whereby all ladder movements can be controlled at the ladder tip, in addition to the control console.<br>The three (3) ladder functions (extension, rotation, elevation) will be controlled individually by means of spring loaded, return to center 12-volt proportional controls.<br>A momentary switch at the turntable control station will activate the controls at the ladder tip.<br>The remote control aerial speed will be set in accordance with the current edition of applicable NFPA standards. |

| | | |
|---|---|---|
| 0722545 | Stabilizers, 100' LSL Rear Mount Steel, 16' Spread, 18" Pen | **STABILIZERS**<br>The vehicle will come equipped with a stabilization system consisting of four (4) hydraulically operated stabilizers. The front two (2) will be out and down style, the rear two (2) will be down only. This system will meet or exceed all requirements of the NFPA specifications related to stabilization and setup on sloped surfaces.<br>The stabilizer/leveling jacks will have a maximum spread of 16' measured from the centerline of the jack footpads when the beams are fully extended. The beams will be 6.88" wide x 9.00" high with 3/4" thick top and bottom plates and 1/2" thick sides of 100,000-PSI minimum yield strength steel. The cylinders will have pilot-operated check valves with thermal relief designed to insure that the beams will not drift out of the stowed position during travel. Wear pads will guide the stabilizers.<br>The horizontal extension cylinders will be totally enclosed within the beams and will incorporate telescoping hydraulic tubing to supply the jack cylinder hydraulic power. Stabilizer hydraulic hoses will remain stationary during operation of the stabilizers to prevent hose wear and potential failure. The cylinders will be equipped with decelerators to reduce the speed of extension and retraction when the beams are near the fully retracted and extended positions. The stabilizer extension hydraulic cylinders will have the following dimensions: 2.25" bore, 1.38" rod, and 39.25" stroke.<br>The vertical jack cylinders will be capable of 18.00" ground penetration. The cylinders will be supplied with pilot operated check valves on each jack cylinder to hold the cylinder in the stowed or working position, should a charged line be severed at any point in the hydraulic system. For safety, the integral holding valves will be located in the cylinder base, NOT in the transfer tube. Vertical jack cylinder rods will be fully enclosed by a telescoping inner box to protect the cylinder rods from damage. The stabilizer jack hydraulic cylinders will have the following dimensions: 4.25" bore, 3.00" rod, and 28.88" stroke.<br>Each stabilizer jack will have a pan that will be a maximum of 14.00" wide so as to allow the extension of the stabilizer between parked cars or other obstacles. This pan will serve as a protective guard and a mounting surface for warning lights. The top, forward, and rear edges will be flanged back 90 degrees for added strength.<br>**STABILIZER PADS**<br>The stabilizer footpad will be 12.00" in diameter. The footpad will be attached to the jack cylinder rod by means of a machined ball at the end of the jack cylinder rod which mates to a socket machined into the footpad. The footpad will have the ability to pivot 20 degrees from horizontal in any direction to allow setup on uneven terrain.<br>**AUXILIARY STABILIZER PADS**<br>An auxiliary ground pad will be supplied for each stabilizer to provide additional load distribution on soft surfaces. The pads will be 31" x 26" and made from lightweight composite material. The ground pressure will not exceed 75 pounds per square inch when the ground pads are used and the apparatus is fully loaded and the aerial device is carrying its rated capacity in any position. The pads will be stored in a double stacked configuration, two (2) behind each rear tandem axle in a single bracket.<br>**STABILIZER CONTROLS**<br>An electrically controlled hydraulic valve will power stabilizer movement. The valve can also be manually controlled in the event of electrical malfunction. Hydraulic power override controls will be incorporated into the valve. The manual override mechanism will be completely sealed within the valve assembly to prevent any possibility of corrosion.<br>The stabilizer controls will be located to provide the operator with a full view of each stabilizer being positioned. Each stabilizer control panel will include the following:<br>-In/out stabilizer beam control toggle switch<br>-Up/down stabilizer jack control toggle switch<br>-Emergency hydraulic power unit (EPU) control toggle switch<br>-High idle control toggle switch<br>-Stabilizer fully extended LED indicator lights<br>-Stabilizer planted LED indicator lights<br>As a safety device, an electrically actuated diverter valve will be provided. The hydraulic power will be diverted to the aerial ladder controls automatically the instant all stabilizer jacks are firmly planted on the ground. Once the aerial ladder is raised from the bedded position, the stabilizer hydraulic power is cut off so the stabilizers will not accidentally be moved while the aerial is being operated.<br>To aid in leveling the unit, two bubble type angle indicators will be located near the stabilizer controls. One indicator will show the angle of the truck from the front to rear and the other will show the side to side angle of the truck. The indicators will be color coded green to show when the truck has been properly leveled allowing the aerial device to be operated at full capacity.<br>A stabilizer deployment audible warning alarm will be provided at each side of the body, activated by the stabilizer movement.<br>A "Stabilizers Not Stowed" indicator light will be provided in the cab within view of the driver. It will illuminate automatically whenever the stabilizers are not fully stowed to prevent damage to the vehicle if it is moved. The stabilizer system will also be wired to the "Do Not Move Truck" indicator light. This light will flash whenever the apparatus parking brake is not engaged and the stabilizers are not fully stowed.<br>**CRADLE INTERLOCK SYSTEM**<br>A cradle interlock system will be provided, to prevent the lifting of the aerial from the nested position, until the operator has positioned all the stabilizers in a load supporting configuration. A switch will be installed at the cradle, to prevent operation of the stabilizers once the aerial has been elevated from the nested position. |
| 0729051 | Stabilizer Pan and Trim Material | **STABILIZER PAN AND TRIM MATERIAL**<br>The aerial stabilizer pans will be smooth aluminum, painted to match the lower body color and the aerial stabilizer trim will be painted to match lower body color. |

| | | |
|---|---|---|
| 0809990 | Doors, Stabilizer Control Box, Non-MUX Aerials | **STABILIZER CONTROL BOX DOORS**<br>Vertically hinged smooth aluminum doors will be provided over each stabilizer control box. The doors will be hinged along the inboard edge and be provided with a Southco C2 chrome raised trigger lever latch. |
| 0615058 | Stabilizer Placement, Cameras w/Command Zone Color Display, 1 Set | **STABILIZER PLACEMENT**<br>There will be two (2) cameras provided and installed on the body, one (1) directly above each stabilizer. The cameras will be activated with a switch in the cab and will provide a picture to specify the fully extended stabilizer position allowing the driver the ability to position the vehicle with the proper clearance for stabilizer deployment. |
| 0739316 | Door, Stabilizer Manual Override, Latch Feature | **DOOR FOR STABILIZER MANUAL OVERRIDE CONTROLS**<br>The rear access door for the stabilizer manual override controls will be furnished with a Southco C2 chrome raised trigger lever latch. |
| 0796832 | Inclinometer, Mechanical, Rieker 1023 12VT, Backlit, IPOS, Special Locations | **INCLINOMETER**<br>There will be two (2) inclinometers provided near the stabilizer control stations to assist with leveling the truck. The inclinometers will be located upper left rear wall, above taillight bezel. Each inclinometer will be a backlit Rieker Model 1023. |

| | | |
|---|---|---|
| 0721711 | Hydraulic System, LSL | **HYDRAULIC SYSTEM**<br>All hose assemblies will be assembled and crimped by the hose manufactures certified technician.<br>All manufacturing employees responsible for the installation of hydraulic components will be properly trained. Training will include: proper handling, installation, torque requirements, cleanliness and quality control procedures for hydraulic components.<br>Hoses used in the aerial hydraulic system will be of a premium quality hose with a high abrasion resistant cover. All pressure hoses will have a working pressure of 4000 psi. and a burst pressure rating of 16,000 psi.<br>The hydraulic oil will be a premium Multi-Vis product that will have a leading edge additive package, provide oxidation stability, be extremely shear stable, and have maximum anti-wear properties. All oil delivered to the manufacturing site will have a minimum ISO cleanliness level of 18/15/13.<br>Each aerial will be evaluated as to the region and climate where it will be used to determine the optimum viscosity and proper oil grade. Oil viscosity will be based on an optimum range of 80 to 1000 SUS during normal aerial use. Before shipment of the unit, an oil sample will be taken and analyzed to confirm the oil is within the allowable ISO grade tolerance.<br>The aerial hydraulic system will have a minimum oil cleanliness level of ISO 18/15/13 based on the ISO 4406:1999 cleanliness standard. Each customer will receive a certificate of actual cleanliness test results and an explanation of the rating system.<br>Each aerial will include an oil sample port, identified with a yellow dust cap and a label, for subsequent customer testing.<br>Ball valves will be provided in the hydraulic suction and return lines to permit component servicing without draining the oil reservoir.<br>The system hydraulic pressure will be displayed on a 2.5" liquid filled gauge, located on the control console.<br>The hydraulic system will be additionally protected from excessive pressure by a secondary pressure relief valve set at 3150 psi. In the event the main hydraulic pump compensator malfunctions, the secondary relief will prevent system damage.<br>**HYDRAULIC CYLINDERS**<br>All cylinders used on the aerial device will be produced by a manufacturer that specializes in the manufacture of hydraulic cylinders.<br>Each cylinder will include integral safety holding cartridges. No manifold or transfer tube mounted cartridges will be acceptable.<br>Each cylinder will be designed to a minimum safety factor of 4:1 to failure.<br>All safety holding cartridges will be installed at the cylinder manufacturer, in a controlled clean environment to avoid possible contamination and or failure.<br>**HYDRAULIC PUMP**<br>The hydraulic system will be supplied by a variable displacement, load and pressure compensating piston pump. The pump will meet the demands of all three (3) simultaneous aerial functions. The pump will provide proper flow for a single aerial function with the engine at idle speed. A switch will be provided on the control console to increase the engine speed for multiple function operation.<br>**EMERGENCY PUMP**<br>The aerial will be equipped with an emergency hydraulic pump, electrically driven from the truck batteries. The pump will be capable of running for 30 minutes for limited aerial functions to stow the unit in case of a main pump or truck system failure. A momentary switch will be located at the stabilizer and aerial control locations to activate the emergency pump.<br>**AERIAL CONTROL VALVE**<br>The aerial hydraulic control valve will be designed with special spool flows, limiting the oil flow for the designed function speed. The valve will be manually controlled and be located in the control console with the handles protruding through the operating surface for operation. The activation handles will be spaced a minimum of 3.5" for ease of operation.<br>**OIL RESERVOIR**<br>The oil reservoir will have a minimum capacity of 38 gallons. The oil fill location will be easily accessible and be labeled "Hydraulic Oil Only" and also indicate the grade of oil that is installed in the reservoir. The fill will have a desiccant breather filter with a water capacity of 4 fluid ounces and a 5 micron rating. A drain hose will be included and will terminate with a quarter turn ball valve. Two (2) suction ports will be provided, one (1) for the main hydraulic pump and one (1) for the emergency pump. The main suction will be slightly elevated off the bottom of the reservoir. The emergency suction port will be closer to the bottom of the reservoir to provide some reserve oil for emergency operation. A six (6) disc type magnetic drain will also be provided to collect any ferrous contaminants. A float type sending unit in the reservoir will provide an indication of oil level on an electric gauge mounted adjacent to the fill location.<br>**RETURN FILTER**<br>The low pressure oil return filter will be integrated with the hydraulic manifold and designed to prevent oil loss during filter change. A 50 psi bypass will be included to protect the element and hydraulic system during lower than normal operating temperatures. The system will incorporate the following filter return filter: beta 200 at 6 micro. |
| 0120794 | Swivels, PAL, Tiller, 28 Collector Rings | **HYDRAULIC SWIVEL**<br>The aerial ladder will be equipped with a high pressure hydraulic swivel which will connect the hydraulic lines from the hydraulic pump and reservoir, through the rotation point, to the aerial control bank. The hydraulic swivel will allow for 360-degree continuous rotation of the aerial.<br>**ELECTRIC SWIVEL**<br>The ladder will be equipped with an electric swivel to allow 360-degree rotation of the aerial while maintaining connections in all electrical circuits through the rotation point. A minimum of 28 collector rings that are capable of supplying 30-amp continuous service will be provided. All collector rings will be enclosed and protected against condensation and corrosion. |

0721211 Electrical System, 100' Heavy Duty Ladder, LSL

**ELECTRICAL SYSTEM**
The aerial electrical system will be designed and manufactured in such a way that the power and signal protection and control compartments will contain circuit protection devices and power control devices. The power and signal protection and control components will be protected against corrosion, excessive heat, excessive vibration, physical damage, and water spray.
The aerial electrical system will be designed and manufactured to allow the following:
- All of the serviceable components will be readily accessible.
- Circuit protection devices will be utilized to protect each circuit.
- All circuit protection devices will be sized to prevent wire and component damage when subjected to extreme current overload.
- General protection circuit breakers will be Type-I automatic reset (continuously resetting) or Type-II (manual resetting) and conform to SAE requirements. When required, automotive type fuses conforming to SAE requirements will be utilized to protect electronic equipment.
- Power control relays and solenoids, when utilized, will have a direct current (dc) rating of 125% of the maximum current for which the circuit is protected.
The aerial electrical system will be designed and manufactured to allow the following:
- Toggle switches will be utilized that are certified for the outside conditions that fire apparatus experience.
- All wiring will be protected through conduit or loom.
- All wiring harnesses will be properly supported to eliminate harness damage through rubbing.
- An inductive proximity switch and illumination light will be incorporated into the boom support.
- The aerial master and aerial PTO can be engaged after the water pump has been engaged without having to bring the RPM back to idle.
- Standard cabling to the tip of the aerial will consist of one (1) 16/20 cable and one (1) 10/8 cable.

**LEFT SIDE TORQUE BOX POWER DISTRIBUTION PANEL**
A fuse and relay panel, located behind the left side stabilizer, will include the following:
- NEMA 4x rated weatherproof enclosure
- Relays, fuses, and circuit breakers for aerial and stabilizer interlocks and control switches

**TURNTABLE LIGHTING**
The turntable will be lighted for nighttime operation with a minimum of two (2) work lights activated by the aerial master switch.

**TURNTABLE CONSOLE**
The following switches and indicator lights will be standard on the turntable console:
- High idle on/off switch
- Tip/Tracking light switch
- Indicator and alarm test switch
- Emergency hydraulic power switch
- STABILIZERS NOT FULLY EXTENDED amber indicator light
- Rung alignment green indicator light

The turntable console will be lighted for nighttime operation with one (1) work light activated by the aerial master switch. A fuse panel will be located in the turntable console.

**TURNTABLE OVERRIDE CONTROLS**
The aerial manual override controls will be located in the turntable control console.

**MASTER OVERRIDE CONTROLS**
An emergency power switch will be located at the rear of the apparatus. The switch will activate the emergency power unit and allow control of the aerial or stabilizers based on the direction the switch is toggled.
A work light will be provided to illuminate the master override controls when the battery switch is active and the master override door is open.

**BOOM SUPPORT**
A Turck inductive proximity switch will be provided on the boom support to detect if the aerial device is fully stowed within the boom support.

**STABILIZER INDICATOR**
A "Stabilizers Not Stowed" indicator will be provided in the driver's compartment. It will illuminate automatically whenever the stabilizers are not fully stowed, to prevent damage to the apparatus if moved. The stabilizer system will also be wired to the "Do Not Move" indicator light, which will flash whenever the apparatus parking brake is not fully engaged and the stabilizers are not fully stowed.

**CRADLE INTERLOCK SYSTEM**
A cradle interlock system will be provided to prevent the lifting of the aerial from the nested position until the operator has positioned all the stabilizers in a load supporting configuration. A switch will be installed at the cradle to prevent operation of the stabilizers once the aerial has been elevated from the nested position.

**STABILIZER ALARM**
An electronic warning device will be provided at each stabilizer to warn personnel that the stabilizers are being deployed. Each alarm will produce a fast pulsing 90 DBA signal and will cancel only when the stabilizer is put into a load bearing configuration.

**STABILIZER SCENE LIGHTS**
A floodlight will be provided on each stabilizer to illuminate the surrounding area. The light will be actuated by the aerial master switch.

0804781 Aerial Scene Lts Separated into Aerial Tip Category and Aerial Tracking Category

| | | | |
|---|---|---|---|
| 0811202 | SP | Lights, Tip, Wln MP** LED, 4lts, Cradle Interlock | **TIP LIGHT**<br>There will be four (4) Whelen®, Model MP**, 5,695 lumens 12 volt DC LED lights installed at the tip of the aerial device.<br>One (1) light on the left side high. The left side tip light to include narrow flood optics.<br>One (1) light on the left side low. The left side lower tip light to include flood optics.<br>One (1) light on the right side low. The right side lower tip light to include narrow flood optics.<br>One (1) light on the right side high. The right side tip light to include spot optics.<br>The light(s) to be installed on adjustable bail bracket(s).<br>The painted parts of this light assembly to be black.<br>The lights will be controlled by turntable only.<br>Power to the lights will be activated when the aerial device is raised out of the cradle, and deactivated when the aerial device is in the cradle. |
| 0802753 | | Lights, Tracking, Wln MP** LED, 2lts | **TRACKING LIGHTS**<br>There will be two (2) Whelen® MP**, 5,695 lumens 12 volt DC LED lights installed on the base section of the aerial device below the hand rails per the following:<br>One (1) will be located on the left side with left side tracking light to include spot optics.<br>One (1) will be located on the right side with right side tracking lght to include narrow flood optics.<br>The light(s) to be installed on adjustable bail bracket(s).<br>The painted parts of this light assembly to be black.<br>The tracking lights will be controlled by a switch located at the turntable only. |
| 0810391 | SP | Light, Locator, Wln VTX609*, LED, at Tip, LSL, 2lts | **AERIAL LOCATOR LIGHT**<br>There will be two (2) Whelen® Model VTX609*, 1.00" high x 1.62" in diameter flashing LED lights with clear lenses and chrome trim installed at the aerial tip One on each side of the aerial tip in an open area for the purpose of locating the aerial device while in operation. The light(s) to include blue flashing LEDs.<br>The lights will be activated whenever the aerial is raised from the cradle. |
| 0896847 | | Lighting, Rung, LED, TecNiq, 4 Section, Base, Lower/Upper Mid, Fly, LSL | **LIGHTING ON AERIAL LADDER**<br>There will be TecNiq, Model D02 LED rung lighting provided on both sides of the aerial ladder base, lower and upper mid, and fly sections. The lighting will be located adjacent to the ladder rungs along the lower rail of the ladder sections and will run the length of the ladder section.<br>The color of the sections will be:<br>The base section of the ladder to be blue.<br>The lower mid section of the ladder to be white.<br>The upper mid section of the ladder to be white.<br>The fly section of the ladder, excluding the egress, to be red.<br>The LED rung lighting will be activated when a switch within reach of the driver is activated and a switch at the turntable operator's panel is activated through the master battery switch.<br>The lights may be load managed when the parking brake is applied. |
| 0540743 | | Lights, Stabilizer Warn (2) Sets, Wln M6*C LED, Clear Lens | **STABILIZER WARNING LIGHTS**<br>There will be our (4) Whelen®, Model M6*C, LED flashing warning lights with Whelen, Model M6FC, chrome flanges installed, one (1) on each stabilizer cover panel.<br>The front stabilizer pan lights will be red LED with a clear lens<br>The rear stabilizer pan lights will be red LED with a clear lens<br>These warning lights will be activated by the same switch as the side warning lights. |
| 0068703 | | Lights, Grote Supernova LED, Stabilizer Beam, (1) Set | **STABILIZER BEAM WARNING LIGHTS**<br>Two (2) 4.00" diameter red LED flashing lights will be mounted on each stabilizer, one (1) facing forward and one (1) facing rearward. The lights will be Grote Supernova 40 series LED lights. The lights will be recessed in the horizontal beam of the stabilizer. These warning lights will be activated with the aerial master switch. |
| 0791920 | | Lights, Stabilizer Scene, (2) Sets, Wln 20C0CDCD LED | **STABILIZER SCENE LIGHTS**<br>There will be one (1) Whelen, Model 20C0CDCD LED scene light installed under each stabilizer beam to illuminate the surrounding area. A total of four (4) lights will be installed. These lights will be activated by the aerial master switch. |
| 0897616 | | DC Power To Aerial Tip, 20 Amps @ 12.8 Volt DC, LSL | **DC POWER CABLE TO TIP**<br>There will be one (1) 10 gauge - 8 conductor cable installed in the aerial device to provide 20 amps @ 12.8 Volts DC to the tip of the aerial device. |
| 0737181 | | Intercom, 2-Way Fire Research ICA910 Hands Free | **2-WAY AERIAL COMMUNICATION SYSTEM**<br>There will be a Fire Research, Model ICA910, two-way intercom system provided. The control module with an LED volume display and push-button volume control will be located on the turntable operator console.<br>A hands free module will be located at the aerial tip or platform and constantly transmit to the other module unless the control module push-to-talk button is pressed.<br>Each intercom unit will be weatherproof. |

| | | |
|---|---|---|
| 0540895 | Not Required, Breathing Air to Tip, Aerial Ladder | |
| 0024742 | Not Required, Mask, Breathing Air To Tip | |
| 0891667 | Raised Pedestal, 5.00", LSL, Vel/Enf/AXT Flat/Notched Roof w/Waterway | **RAISED AERIAL LADDER PEDESTAL**<br>The aerial pedestal will be raised 5.00". |
| 0808215 | LyfePulley, Rescue System | **RESCUE LIFTING SYSTEM**<br>A rescue lifting attachment will be provided. The lifting attachment**will mount to the aerial egress and will consist of a pair of nylatron pulleys mounted to a stainless steel shaft. The pulleys will be adjustable from side to side and will have a total lifting capacity of 750lb, regardless of whether one (1) or both pulleys are being utilized.** |
| 0645472 | Rope Tie Bar At Base Section, for Lyfe Pulley, Painted Box,Ascendant,105',Tiller | **ROPE TIE BAR AT BASE SECTION, RESCUE LIFTING SYSTEM**<br>A removable bracket will be supplied at the rear of the base section, attached between the left hand and right hand rear hand rails. The bracket will provide Lyfe Pulley rope tie off and/or guide points spaced 5.25" apart, centered between the rear hand rails. The bracket will be designed to be easily removable and not interfere with a fully retracted ladder assembly when attached to the base section. A storage box for the bracket will be provided on the outside rear of the base section. The storage box and bracket will be painted to match the aerial device. |
| 0604457 | Lifting Eye Assembly, Rope Rescue Attachment, ASL, LSL. | **LIFTING EYE ASSEMBLY - ROPE RESCUE ATTACHMENT**<br>A lifting eye assembly will be provided that is designed to evenly distribute load at the tip of the aerial. The lift eye assembly is retained by two (2) locking pins, one (1) at each end outboard side of the egress. Leveling is maintained by the lifting eye assembly rotating within the egress mounting. The lifting eye assembly rating will match the capacity rating of the aerial device. |
| 0645579 | Hitch Receiver, 6000 lb, LS/RS, Under Body Sides, Ascendant TA,PAP/PAL | **HITCH, WINCH MOUNT**<br>A hitch receiver will be supplied at the left and right side of the vehicle aft of the rear wheels. The hitch will not interfere with the angle of departure and will be tied directly to the frame rails. The hitch will be capable of up to a 6,000 lb direct pull. Receiver plugs will be provided for the receiver when it is not in use. |
| 0530828 | Turntable Access, Chains | **AERIAL TURNTABLE CHAIN**<br>A chain will be installed at the aerial turntable. |
| 0899906 | Waterway, High Flow, 1500 GPM, LSL | **WATER SYSTEM**<br>A waterway system will be provided consisting of the following components and features:<br>A 5.00" pipe will be connected to the water supply on one end and to a 5.00" internal diameter water swivel at the rotation point of the turntable. The water swivel will permit 360 degree continuous rotation of the aerial device.<br>The 5.00" waterway swivel is to be routed through the rotation point up to the heel pin swivel. The heel pin swivel will allow the water to flow to the ladder pipe while elevating the aerial ladder from -10 degrees to 77 degrees. The heel pivot pin is not integral with the waterway swivel at any point. The design of the waterway will allow complete servicing of the waterway swivel without disturbing the heel pivot pin.<br>The integral telescopic water system will consist of a 4.50" diameter tube in the base section, a 4.00" diameter tube in the inner mid-section, a 3.50" diameter tube in the outer mid-section, and a 3.00" diameter tube in the fly section. The telescopic waterway will be constructed of anodized aluminum pipe.<br>The aerial will be capable of discharging up to 1000 gpm at 100 psi parallel to the ladder and 90 degrees to each side of center while maintaining the rated tip load.<br>The aerial will be capable of discharging between 1001 and up to 1500 gallons per minute at 100 psi parallel to the ladder and 40 degrees to each side of center while maintaining the rated tip load.<br>The master stream will be capable of flow up to 30 degrees above horizontal.<br>An adjustable pressure relief valve will be furnished to protect the aerial waterway from a pressure surge.<br>A 1.50" drain valve will be located at the lowest point of the waterway system.<br>**WATERWAY SEALS**<br>The waterway seals will be of type-B PolyPak design, composed of nitroxile seal and a nitrile wiper, which together offer maximum stability and extrusion resistance on the waterway. The seal will be capable of withstanding pressures up to 2000 psi, temperatures in excess of 250 degrees Fahrenheit and have resistance to all foam generating solutions. The seals will be internally lubricated.<br>The waterway seals will have automatic centering guides constructed of synthetic thermalpolymer. The guides will provide positive centering of the extendible sections within each other and the base section to insure longer service life and smoother operation. |

| | | | |
|---|---|---|---|
| 0632856 | | Monitor, Akron 3480 StreamMaster II Electric | **AERIAL MONITOR**<br>An Akron Model 3480 monitor with stow and deploy will be provided at the tip with a Akron 1500 gpm Model 5178.<br>The monitor's functions will be controlled electrically from two (2) separate locations. One (1) control will be located at the control console and the other at the ladder tip.<br>There will be a courtesy light at the tip of the aerial to illuminate the controls.<br>Vertical travel of this monitor will be -45 degrees to 90 degrees. Horizontal rotation will be 90 degrees to each side of the center line of the aerial device. |
| 0534379 | | Flowmeter, FRC, Waterway, PAL | **AERIAL WATERWAY FLOW METER**<br>A Fire Research Corporation Model DF430, digital flow indicator with a four (4) digit LED display will be provided for the aerial waterway at the turntable control station.<br>The display will have a flow totalizer, programmable high and low flow warnings, and automatically adjust LED brightness for day/night viewing. |
| 0004836 | | Inlet, 5.00" at Rear w/ Pump, Ascendant Tandem, PAP, PAL | **REAR INLET**<br>A 5.00" NST inlet to the aerial waterway will be provided at the rear of the apparatus. It will be furnished with a 5.00" chrome plated adapter and a 5.00" chrome plated, long handle cap. |
| 0673128 | | Quick-Lock Waterway Locking System, 100' HDL, 105' HDL, ASL | **WATERWAY LOCKING SYSTEM**<br>The aerial ladder waterway monitor will be capable of being positioned at either the fly section or at the next lower section of the ladder.<br>The monitor location will be changeable by the use of a single handle, located at the side of the ladder.<br>The handle, attached to a cam bracket, will simply be moved forward to lock the monitor at the fly section and back to lock it to the previous section.<br>There will be no pins to remove and reinstall.<br>The monitor will be operational at all times, regardless of its position, without connecting or disconnecting electrical lines. |
| 0772264 | SP | Adapter, Aerial Inlet, 5" FNST x 4.5" MNST w/Cap | **AERIAL INLET ADAPTER**<br>There will be one (1) 5.00" FNST x 4.50" MNST adapter with blind cap provided on the aerial inlet. |
| 0696916 | | Gauge, 4.00" Pressure, Class 1, Rear Inlet, PAL/PAP, Special | **PRESSURE GAUGE, REAR INLET**<br>The "line" pressure gauge for the aerial inlet at the rear of the apparatus will be interlube filled and manufactured by Class-1.<br>The gauge will be a minimum of 4.00" in diameter and will have white faces with black markings.<br>Gauge construction will include a Zytel nylon case with adhesive mounting gasket and threaded retaining nut.<br>Gauge will have a pressure rating of 30.00" 0-400 psi.<br>The pressure gauge will be installed as close to the inlet as practical. |
| 0768548 | | Label, Pinnable Waterway Lock, Ascendant | **QUICK-LOCK WATER WAY LOCK LABELING**<br>The Quick-Lock waterway locking mechanism will be labeled "LOWER FLY" "RELEASE" "UPPER FLY". Three (3) labels will be installed on the side of the pinnable waterway release lever mounting bracket. |
| 0075979 | | Drain, Aerial Waterway, Extended | **DRAIN EXTENSION**<br>The aerial waterway drain will be extended rearward approximately 12.00".<br>Drain to be below any wiring or obstructions. |
| 0749106 | SP | Waterway Shutoff Valve, Above Swivel, Akron 9327 Elec Controller | **AERIAL WATERWAY SHUTOFF VALVE**<br>A 5.00" electric operated butterfly valve will be installed above the swivel in the aerial inlet waterway plumbing to shut off water flow to the aerial waterway.<br>The butterfly valve will utilize an Akron 9327 electric valve controller. The controller will be located pump operator's panel. The electric controls must be of a true position feedback design, requiring no clutches in the motor or current limiting. The unit must be completely sealed with momentary open, close as well and an optional one touch full open feature to operate the valve actuator. The controller will provide position indication with 5 colored LED's. It will have manual adjustment of the brightness as well as an auto dimming option.<br>If applicable, there will be a preset relief valve in the waterway plumbing between the butterfly valve and the monitor to protect the waterway when retracting. |
| 0047897 | | Tools, Aerial | **TOOLS**<br>The following tools will be provided for retorquing of all specified bolts as recommended by the manufacturer:<br>Torque Wrench<br>All Required Extensions, Sockets and Adapters<br>4-to-1 Multiplier |

| | | |
|---|---|---|
| 0668583 | Manuals and Training, 4 Consecutive Days, Ascendant Ladder, PAL | **MANUALS**<br>Two (2) operator maintenance manuals and two (2) wiring diagrams pertaining to the aerial device will be provided with the apparatus at time of pick-up.<br>**INITIAL INSTRUCTION**<br>On initial delivery of the fire apparatus, the contractor will supply a qualified representative to demonstrate the apparatus and provide initial instruction to the fire department regarding the operation, care, and maintenance of the apparatus for a period of four (4) consecutive days. |
| 0007150 | Bag of Nuts and Bolts | **LOOSE EQUIPMENT**<br>The following equipment will be furnished with the completed unit:<br>One (1) bag of chrome, stainless steel, or cadmium plated screws, nuts, bolts and washers, as used in the construction of the unit. |
| 0650752 | Stretcher, Junkin, MIL-8131W | **BASKET STRETCHER**<br>There will be one (1) Junkin Model MIL-8131-W military one piece basket stretcher provided and located in the left side, upper stokes storage box (above compartments LS3, LS4 and LS5), forward section of the box. |
| 0816502 | NFPA Required Loose Equipment, Quint, NFPA/ULC 2024, Provided by Fire Dept | **NFPA LOOSE EQUIPMENT**<br>**NFPA Required Loose Equipment Provided by Fire Department**<br>The following loose equipment as outlined in NFPA 1900, 2024 edition, table 8.1 and CAN/ULC S515:2024 edition, section 5.2 will be provided by the fire department:<br>One (1) traffic vest for each seating position, each vest to comply with ANSI/ISEA 107, *American National Standard for High-Visibility Safety Apparel and Accessories*, and have a five-point breakaway feature that includes two (2) at the shoulders, two (2) at the sides, and one (1) at the front.<br>Five (5) fluorescent orange traffic cones not less than 28.00" (711 mm) in height, each equipped with a 6.00" (152 mm) retro-reflective white band no more than 4.00" (152 mm) from the top of the cone, and an additional 4.00" (102 mm) retro-reflective white band 2.00" (51 mm) below the 6.00" (152 mm) band.<br>Five (5) illuminated warning devices such as highway flares, unless the five (5) fluorescent orange traffic cones have illuminating capabilities.<br>Four (4) ladder belts meeting the requirements of NFPA 2500.<br>**NFPA Loose Equipment That Should be Considered**<br>The following loose equipment as outlined in NFPA 1900, 2024 edition, appendix table A.8.4 (a) and CAN/ULC S515:2024 edition, section 5.2 should be considered:<br>800 ft (240 m) of 2.50" (65 mm) or larger fire hose<br>400 ft (120 m) of 1.50" (38 mm), 1.75" (45 mm), or 2.00" (52 mm) fire hose<br>One (1) handline nozzle, 200 gpm min<br>Two (2) handline nozzles, 95 gpm min<br>One (1) playpipe with shutoff and 1", 1.125", and 1.25" tips<br>Four (4) SCBA apparatus<br>Four (4) SCBA spare cylinders<br>One (1) first aid kit.<br>Four (4) salvage covers, each a minimum size of 12 ft × 18 ft (3.6 m × 5.5 m).<br>Four (4) combination spanner wrenches.<br>Two (2) hydrant wrenches.<br>One (1) double female 2.50" adapter with national hose (NH) thread.<br>One (1) double male 2.50" adapter with national hose (NH) thread.<br>One (1) rubber mallet, suitable for use on suction hose connections.<br>One (1) 150 ft (45 m) light-use life safety rope meeting the requirements of NFPA 2500.<br>One (1) 150 ft (45 m) general-use life safety rope meeting the requirements of NFPA 2500.<br>One (1) automatic external defibrillator (AED). |
| 0816941 | Soft Suction Hose, Provided by Fire Department, NFPA/ULC 2024 | **SOFT SUCTION HOSE PROVIDED BY FIRE DEPARTMENT**<br>Hose is not on the apparatus as manufactured. The fire department will provide suction or supply hose. |
| 0027023 | No Strainer Required | |
| 0816939 | Extinguisher, Dry Chemical, NFPA 2024, Provided by Fire Department | **DRY CHEMICAL EXTINGUISHER PROVIDED BY FIRE DEPARTMENT**<br>The extinguisher is not on the apparatus as manufactured. The fire department will provide and mount the extinguisher. |
| 0816937 | Extinguisher, 2.5 Gal. Pressurized Water, NFPA/ULC 2024, Provided by Fire Dept | **WATER EXTINGUISHER PROVIDED BY FIRE DEPARTMENT**<br>The extinguisher is not on the apparatus as manufactured. The fire department will provide and mount the extinguisher. |
| 0007482 | Not Required, Crowbars | |
| 0007484 | Not Required, Claw Tools | |

| | | |
|---|---|---|
| 0816998 | Axe, Flathead, Provided by Fire Department | **FLATHEAD AXE PROVIDED BY FIRE DEPARTMENT**<br>The axe is not on the apparatus as manufactured. The fire department will provide and mount the axe. |
| 0817000 | Axe, Pickhead, Provided by Fire Department | **PICKHEAD AXE PROVIDED BY FIRE DEPARTMENT**<br>The axe is not on the apparatus as manufactured. The fire department will provide and mount the axe. |
| 0007494 | Not Required, Sledgehammers | |
| 0741569 | Paint Process / Environmental Requirements, Appleton | **PAINT PROCESS**<br>The exterior custom cab and body painting procedure will consist of a seven (7) step finishing process as follows:<br>Manual Surface Preparation - All exposed metal surfaces on the custom cab and body will be thoroughly cleaned and prepared for painting. Imperfections on the exterior surfaces will be removed and sanded to a smooth finish. Exterior seams will be sealed before painting. Exterior surfaces that will not be painted include; chrome plating, polished stainless steel, anodized aluminum and bright aluminum treadplate.<br>Chemical Cleaning and Pretreatment - All surfaces will be chemically cleaned to remove dirt, oil, grease, and metal oxides to ensure the subsequent coatings bond well. The aluminum surfaces will be properly cleaned and treated using a high pressure, high temperature 4 step Acid Etch process. The steel and stainless surfaces will be properly cleaned and treated using a high temperature 3 step process specifically designed for steel or stainless. The chemical treatment converts the metal surface to a passive condition to help prevent corrosion.<br>Surfacer Primer - The Surfacer Primer will be applied to a chemically treated metal surface to provide a strong corrosion protective basecoat. A minimum thickness of 2 mils of Surfacer Primer is applied to surfaces that require a Critical aesthetic finish. The Surfacer Primer is a two-component high solids urethane that has excellent sanding properties and an extra smooth finish when sanded.<br>Finish Sanding - The Surfacer Primer will be sanded with a fine grit abrasive to achieve an ultra-smooth finish. This sanding process is critical to produce the smooth mirror like finish in the topcoat.<br>Sealer Primer - The Sealer Primer is applied prior to the Basecoat in all areas that have not been previously primed with the Surfacer Primer. The Sealer Primer is a two-component high solids urethane that goes on smooth and provides excellent gloss hold out when topcoated.<br>Basecoat Paint - Two coats of a high performance, two component high solids polyurethane basecoat will be applied. The Basecoat will be applied to a thickness that will achieve the proper color match. The Basecoat will be used in conjunction with a urethane clear coat to provide protection from the environment.<br>Clear Coat - Two (2) coats of Clear Coat will be applied over the Basecoat color. The Clear Coat is a two-component high solids urethane that provides superior gloss and durability to the exterior surfaces. Lap style and roll-up doors will be Clear Coated to match the body. Paint warranty for the roll-up doors will be provided by the roll-up door manufacturer.<br>After the cab and body are painted, the color will be verified to make sure that it matches the color standard. Electronic color measuring equipment will be used to compare the color sample to the color standard entered into the computer. Color specifications will be used to determine the color match. A Delta E reading will be used to determine a good color match within each family color.<br>All removable items such as brackets, compartment doors, door hinges, and trim will be removed and painted separately if required, to ensure paint behind all mounted items. Body assemblies that cannot be finish painted after assembly will be finish painted before assembly.<br>The paint finish quality levels for critical areas of the apparatus (cab front and sides, body sides and doors, and boom lettering panels) are to meet or exceed Cadillac/General Motors GMW15777 global paint requirements. Orange peel levels are to meet or exceed the #6 A.C.T. standard in critical areas. The manufacture's written paint standards will be available upon request.<br>**Environmental Impact**<br>Contractor will meet or exceed all current state regulations concerning paint operations. Pollution control will include measures to protect the atmosphere, water and soil. Controls will include the following conditions:<br>Topcoats and primers will be chrome and lead free.<br>Metal treatment chemicals will be chrome free. The wastewater generated in the metal treatment process will be treated on-site to remove any other heavy metals.<br>Particulate emission collection from sanding operations will have a 99.99 percent efficiency factor.<br>Particulate emissions from painting operations will be collected by a dry filter or water wash process. If the dry filter is used, it will have an efficiency rating of 98 percent. Water wash systems will be 99.97 percent efficient.<br>Water from water wash booths will be reused. Solids will be removed on a continual basis to keep the water clean.<br>Paint wastes are disposed of in an environmentally safe manner.<br>Empty metal paint containers will be recycled to recover the metal.<br>Solvents used in clean-up operations will be recycled on-site or sent off-site for distillation and returned for reuse.<br>Additionally, the finished apparatus will not be manufactured with or contain products that have ozone depleting substances. Contractor will, upon demand, present evidence that the manufacturing facility meets the above conditions and that it is in compliance with his state EPA rules and regulations. |

| | | | |
|---|---|---|---|
| 0709566 | | Paint, Two-Tone Color, Enforcer | **TWO-TONE CAB PAINT**<br>The cab will be painted two-tone with the upper section painted #479 charcoal metallic and the lower section painted #80 red. There will be a standard two-tone cab paint break provided. There will be a standard cab shield provided. |
| 0709845 | | Paint, Single Color, Body | **BODY PAINT**<br>The body will be painted to match the single cab paint color. |
| 0646901 | | Paint Chassis Frame Assy, With Liner, E-Coat, Standard | **PAINT CHASSIS FRAME ASSEMBLY**<br>The chassis frame assembly will be finished with primer and gloss black paint before the installation of the cab and body, and before installation of the engine and transmission assembly, air brake lines, electrical wire harnesses, etc.<br>Components that are included with the chassis frame assembly that will be painted (unless otherwise stated in a secondary option) are:<br>Frame rails<br>Frame liners<br>Cross members<br>Axles .<br>Suspensions<br>Steering gear<br>Battery boxes<br>Bumper extension weldment<br>Frame extensions<br>Body mounting angles<br>Rear Body support substructure (front and rear)<br>Pump house substructure<br>Steel fuel tank<br>Castings<br>Individual piece parts used in chassis and body assembly<br>Components treated with epoxy E-coat protection prior to paint:<br>Two (2) C-channel frame rails<br>Two (2) frame liners<br>The E-coat process will meet the technical properties shown. |
| 0693797 | | No Paint Required, Aluminum Front Wheels | |
| 0693792 | | No Paint Required, Aluminum Rear Wheels | |
| 0733739 | | Paint, Axle Hubs | **AXLE HUB PAINT**<br>All axle hubs will be painted to match lower job color. |
| 0720916 | SP | Paint, Drip Rail, Body, Qty/Location | **PAINTED RAIN DRIP**<br>There will be a total of four (4) rain drip rail sections location LS & RS Over EMS and Stabilizer Doors painted 80 RED. |
| 0007234 | | Compartment, Unpainted, D/A Finished | **COMPARTMENT INTERIOR FINISH**<br>The interior of the compartments will be dual action finished and not painted. |

| | | |
|---|---|---|
| 0782203 | Aerial Ladder Paint, ASL-Tandem, LSL, E-Coat | **AERIAL DEVICE PAINT COLOR**<br>The aerial device paint procedure will consist of a six (6) step finishing process as follows:<br>1. Manual Surface Preparation - All exposed metal surfaces on the aerial device structural components above the rotation point will be thoroughly cleaned and mechanically shot-blasted to remove metal impurities and prepare the aerial for painting.<br>2. Primer/Surfacer Coats - A two (2) component urethane primer/surfacer will be applied to the mechanically shot-blasted metal surfaces to provide a strong corrosion protective base coat and to smooth out the surface. All seams will be caulked with a two (2) component epoxy caulk before painting.<br>3. Hand Sanding - The primer/surfacer coat of the outer surfaces of the hand rails and base rails will be lightly sanded to a smooth finish.<br>4. Sealer Primer Coat - A two (2) component sealer primer coat will be applied over the sanded primer.<br>5. Topcoat Paint - Urethane base coat will be applied to opacity for correct color matching.<br>6. Clearcoat - Two (2) coats of an automotive grade two (2) component urethane will be applied.<br>Surfaces that will not be painted include all chrome plated, polished stainless steel, anodized aluminum and bright aluminum treadplate.<br>All buy out components, such as monitor, nozzle, gauges, etc. will be supplied as received from the vendor.<br>Removable items such as brackets will be removed and painted separately to ensure paint coverage behind all mounted items.<br>The stabilizer beams and torque box will be treated with E-coat prior to painting to help provide resistance to corrosion and chemicals. The stabilizers and torque box will be painted black.<br>The aerial device components will be painted as follows using the aforementioned six (6) step finishing process:<br>Aerial device ladder sections and extension cylinders: charcoal metallic 479<br>Aerial egress: 80 red with lumicoat (will be contrasting color to the aerial device ladder)<br>Aerial turntable: charcoal metallic 479<br>Aerial control console: charcoal metallic 479<br>Aerial lift cylinders: charcoal metallic 479<br>Aerial boom support: red 80 |
| 0544124 | Reflective Band, 1"-4"-1" | **REFLECTIVE STRIPES**<br>Three (3) reflective stripes will be provided across the front of the vehicle and along the sides of the body. The reflective band will consist of a 1.00" black stripe at the top with a 1.00" gap then a 4.00" black stripe with a 1.00" gap and a 1.00" black stripe on the bottom. |
| 0007356 | Reflective across Cab Face | The reflective band provided on the cab face will be at the headlight level. |
| 0763907 | Stripe, Chevron, Rear, Oralite, Aerial | **REAR CHEVRON STRIPING**<br>There will be alternating chevron striping located on the rear-facing vertical surface of the apparatus. Covered surfaces will include the rear wall and aluminum doors. Rear compartment doors, stainless steel access doors, and the rear bumper will not be covered.<br>The colors will be Red V98-12 and Fluorescent Lime V98-112 oralite.<br>Each stripe will be 6.00" in width.<br>This will meet the requirements of the current edition of NFPA 1901, which states that 50% of the rear surface will be covered with chevron striping. |
| 0598754 | Stripe, Reflective/Diamond Grade, 4.00" on Stabilizers | **REFLECTIVE STRIPE ON STABILIZERS**<br>There will be a 4.00" wide black reflective stripe provided on the forward and rear facing side of all aerial stabilizers. |
| 0027341 | Jog, In Reflective Stripe, Single or Multiple | **JOG(S) IN REFLECTIVE BAND**<br>The reflective band located on each side of the apparatus body will contain one (1) jog(s) and will be angled at approximately 45 degrees when installed. |
| 0679885 | Stripe, Sign Gold Outline Above & Below Reflective Band | **SIGN GOLD STRIPE**<br>There will be a Sign Gold stripe applied above and below the reflective band. The sign gold stripes will be .50" wide with an outline. |
| 0065687 | Stripe, Reflective, Cab Doors Interior | **CAB DOOR REFLECTIVE STRIPE**<br>A 6.00" x 16.00" black reflective stripe will be provided across the interior of each cab door. The stripe will be located approximately 1.00" up from the bottom, on the door panel.<br>This stripe will meet the current edition of applicable NFPA standards. |
| 0528504 | Stripe, Black Vinyl on Paint Break (Cab) | **STRIPE, CAB FACE**<br>A black vinyl stripe will be provided on the paint break. |
| 0679906 | Stripe, Sign Gold, Box, Boom Sign with Scrolls, Aerial | **BOOM SIGN STRIPING**<br>There will be Sign Gold stripes along all edges of the aerial boom sign. The stripes will have an outline and a scroll at each corner. |

| | | |
|---|---|---|
| 0594559 | Lettering Specifications, (Sign Gold Process) | **LETTERING**<br>The lettering will be 22 karat gold vinyl. |
| 0685936 | Lettering, Sign Gold, 3.00", Each | **LETTERING**<br>There will be sign gold lettering, 3.00" high, with outline and shade provided. There will be 27 letters provided. |
| 0686033 | Lettering, Reflective, 4.00", Each | **LETTERING**<br>There will be reflective lettering, 4.00" high, with outline and shade provided. There will be four (4) letters provided. |
| 0686042 | Lettering, Reflective, 2.00", Each | **LETTERING**<br>There will be reflective lettering, 2.00" high, with outline provided. There will be 12 letters provided. |
| 0685753 | Lettering, Sign Gold, 8.00", (1-20) | **LETTERING**<br>One (1) to twenty (20) Sign Gold lettering, 8.00" high, with outline and shade will be provided. |
| 0685800 | Lettering, Sign Gold, 6.00", Each | **LETTERING**<br>There will be sign gold lettering, 6.00" high, with outline and shade provided. There will be four (4) letters provided. |
| 0685806 | Lettering, Sign Gold, 5.00", Each | **LETTERING**<br>There will be sign gold lettering, 5.00" high, with outline and shade provided. There will be eight (8) letters provided. |
| 0685815 | Lettering, Sign Gold, 4.00", (1-20) | **LETTERING**<br>One (1) to twenty (20) Sign Gold lettering, 4.00" high, with outline and shade will be provided. |
| 0685830 | Lettering, Sign Gold, 2.00", (21-40) | **LETTERING**<br>Twenty-one (21) to forty (40) Sign Gold lettering, 2.00" high, with outline and shade will be provided. |
| 0695610 | Emblem, Reflective, Per Dept. Submittal, Each | **EMBLEM**<br>There will be two (2) reflective emblem(s), approximately 12.00" - 14.00" in size, installed Cab doors - match 36227. the emblem will be modeled after the department submitted information (art, patch, etc). |
| 0772003 | Manual, Fire Apparatus Parts, USB Flash Drive, Custom | **FIRE APPARATUS PARTS MANUAL**<br>There will be one (1) custom parts manual(s) in USB flash drive format for the complete fire apparatus provided.<br>The manual(s) will contain the following:<br>Job number<br>Part numbers with full descriptions<br>Table of contents<br>Parts section sorted in functional groups reflecting a major system, component, or assembly<br>Parts section sorted in alphabetical order<br>Instructions on how to locate parts<br>Each manual will be specifically written for the chassis and body model being purchased. It will not be a generic manual for a multitude of different chassis and bodies.<br>**Service Parts Internet Site**<br>The service parts information included in these manuals are also available on the Pierce website. The website offers additional functions and features not contained in this manual, such as digital photographs and line drawings of select items. The website also features electronic search tools to assist in locating parts quickly. |

| | | |
|---|---|---|
| 0772037 | Manual, Chassis Service, USB Flash Drive, Custom | **CHASSIS SERVICE MANUALS**<br>There will be one (1) chassis service manuals on USB flash drives containing parts and service information on major components provided with the completed unit.<br>The manual will contain the following sections:<br>Job number<br>Table of contents<br>Troubleshooting<br>Front Axle/Suspension<br>Brakes<br>Engine<br>Tires<br>Wheels<br>Cab<br>Electrical, DC<br>Air Systems<br>Plumbing<br>Appendix<br>The manual will be specifically written for the chassis model being purchased. It will not be a generic manual for a multitude of different chassis and bodies. |
| 0773381 | Manual, Chassis Operation, (1) USB Flash Drive, Custom | **CHASSIS OPERATION MANUAL**<br>The chassis operation manual will be provided on one (1) USB flash drive. |
| 0030008 | Warranty, Basic, 1 Year, Apparatus, WA0008 | **ONE (1) YEAR MATERIAL AND WORKMANSHIP**<br>A Pierce basic apparatus limited warranty certificate, WA0008, is included with this proposal. |
| 0735523 | Warranty, Engine, Paccar MX13, 5 Year, WA0386 | **ENGINE WARRANTY**<br>A Paccar five (5) year**limited engine warranty will be provided. A limited warranty certificate is included with this proposal.** |
| 0684953 | Warranty, Steering Gear, Sheppard M110, 3 Year WA0201 | **STEERING GEAR WARRANTY**<br>A Sheppard **three (3) year** limited steering gear warranty will be provided. A copy of the warranty certificate will be submitted with this proposal. |
| 0596017 | Warranty, Frame, 50 Year, Custom Chassis, WA0013 | **FIFTY (50) YEAR STRUCTURAL INTEGRITY**<br>The Pierce custom chassis frame only (does not include crossmembers) limited warranty certificate, WA0013, is included with this proposal. |
| 0595698 | Warranty, Axle, 3 Year, TAK-4, WA0050 | **FRONT AXLE THREE (3) YEAR MATERIAL AND WORKMANSHIP WARRANTY**<br>The Pierce TAK-4 suspension limited warranty certificate, WA0050, is included with this proposal. |
| 0733305 | Warranty, Tandem Axle, 5 Year, Meritor, General Service, WA0384 | **TDM REAR AXLE FIVE (5) YEAR MATERIAL AND WORKMANSHIP WARRANTY**<br>A Meritor™ Axle 5 year limited warranty will be provided. |
| 0652758 | Warranty, ABS Brake System, 3 Year, Meritor Wabco, WA0232 | **ABS BRAKE SYSTEM THREE (3) YEAR MATERIAL AND WORKMANSHIP WARRANTY**<br>A Meritor Wabco™ ABS brake system limited warranty certificate, WA0232, is included with this proposal. |
| 0019914 | Warranty, Structure, 10 Year, Custom Cab, WA0012 | **TEN (10) YEAR STRUCTURAL INTEGRITY**<br>The Pierce custom cab limited warranty certificate, WA0012, is included with this proposal. |
| 0744240 | Warranty, Paint, 10 Year, Cab, Pro-Rate, WA0055 | **TEN (10) YEAR PRO-RATED PAINT AND CORROSION**<br>A Pierce cab limited pro-rated paint warranty certificate, WA0055, is included with this proposal. |
| 0524627 | Warranty, Electronics, 5 Year, MUX, WA0014 | **FIVE (5) YEAR MATERIAL AND WORKMANSHIP**<br>The Pierce Command Zone electronics limited warranty certificate, WA0014, is included with this proposal. |
| 0695416 | Warranty, Pierce Camera System, WA0188 | **CAMERA SYSTEM WARRANTY**<br>A Pierce fifty four (54) month**warranty will be provided for the camera system.** |
| 0647720 | Warranty, Pierce LED Strip Lights, WA0203 | **COMPARTMENT LIGHT WARRANTY**<br>The Pierce 12 volt DC LED strip lights limited warranty certificate, WA0203, is included with this proposal. |

| | | |
|---|---|---|
| 0046369 | Warranty, 5-year EVS Transmission, Standard Custom, WA0187 | **TRANSMISSION WARRANTY**<br>The transmission will have a **five (5) year/unlimited mileage** warranty covering 100 percent parts and labor. The warranty will be provided by Allison Transmission.<br>Note: The transmission cooler is not covered under any extended warranty you may be getting on your Allison Transmission. Please review your Allison Transmission warranty for coverage limitations. |
| 0685945 | Warranty, Transmission Cooler, WA0216 | **TRANSMISSION COOLER WARRANTY**<br>The transmission cooler will carry a five (5) year parts and labor warranty (exclusive to the transmission cooler). In addition, a collateral damage warranty will also be in effect for the first three (3) years of the warranty coverage and will not exceed $10,000 per occurrence. A copy of the warranty certificate will be included with this proposal. |
| 0688798 | Warranty, Water Tank, Lifetime, UPF, Poly Tank, WA0195 | **WATER TANK WARRANTY**<br>A UPF poly water tank limited warranty certificate, WA0195, is included with this proposal. |
| 0596025 | Warranty, Structure, 10 Year, Body, WA0009 | **TEN (10) YEAR STRUCTURAL INTEGRITY**<br>The Pierce apparatus body limited warranty certificate, WA0009, is included with this proposal. |
| 0693126 | Warranty, AMDOR, Roll-up Door, 10 Year/5 Year Painted, WA0185 | **ROLL UP DOOR MATERIAL AND WORKMANSHIP WARRANTY**<br>An AMDOR roll-up door limited warranty will be provided. The roll-up door will be warranted against manufacturing defects for a period of **ten (10) years**. A **five (5) year** limited warranty will be provided on painted roll up doors.<br>The limited warranty certificate, WA0185, is included with this proposal. |
| 0734463 | Warranty, Pump, Waterous, 7 Year Parts, WA0382 | **PUMP WARRANTY**<br>The Waterous pump will be provided with a seven (7) year**material and workmanship limited warranty.**<br>**A copy of the warranty certificate will be included with this proposal.** |
| 0648675 | Warranty, 10 Year S/S Pumbing, WA0035 | **TEN (10) YEAR PUMP PLUMBING WARRANTY**<br>The Pierce apparatus plumbing limited warranty certificate, WA0035, is included with this proposal. |
| 0641372 | Warranty, Foam System, Not Available | |
| 0006999 | Warranty, Structure, 20 Year, Aerial Device, WA0052 | **TWENTY (20) YEAR AERIAL DEVICE STRUCTURAL INTEGRITY WARRANTY**<br>The Pierce device limited warranty certificate, WA0052, is included with this proposal. |
| 0687388 | Warranty, Swivels, 5 Year, Aerial Device, WA0197 | **AERIAL SWIVEL WARRANTY**<br>An Amity five (5) year limited swivel warranty will be provided. A copy of the warranty certificate will be included with this proposal. |
| 0685727 | Warranty, Hydraulic System and Components, 3 Year/5 Year, WA0200 | **HYDRAULIC SYSTEM COMPONENTS WARRANTY**<br>Aerial hydraulic system components will be provided with a five (5) year material and workmanship limited warranty.<br>**HYDRAULIC SEAL WARRANTY**<br>Aerial hydraulic seals will be provided with a three (3) year material and workmanship limited warranty.<br>A copy of the warranty certificates is included with this proposal. |
| 0687327 | Warranty, Waterway, 10 Year, Aerial Device, WA0198 | **AERIAL WATERWAY WARRANTY**<br>An Amity ten (10) year limited waterway warranty will be provided. A copy of the warranty certificate is included with this proposal. |
| 0595860 | Warranty, Paint, 4 Year, Aerial Device, Pro-Rated, WA0047 | **FOUR (4) YEAR PRO-RATED PAINT AND CORROSION**<br>A Pierce aerial device limited pro-rated paint warranty certificate, WA0047, is included with this proposal. |
| 0595820 | Warranty, Paint, 10 Year, Body, Pro-Rate, WA0057 | **TEN (10) YEAR PRO-RATED PAINT AND CORROSION**<br>A Pierce body limited pro-rated paint warranty certificate, WA0057, is included with this proposal. |

| | | |
|---|---|---|
| 0595412 | Warranty, Graphics Lamination, 1 Year, Apparatus, WA0168 | **ONE (1) YEAR MATERIAL AND WORKMANSHIP**<br>The Pierce graphics fading and deterioration limited warranty limited warranty certificate, WA0168, is included with this proposal. |
| 0819254 | Certification, Vehicle Stability, CD0196 | **VEHICLE STABILITY CERTIFICATION**<br>The fire apparatus manufacturer will provide a certification stating the apparatus complies with NFPA 1900, current edition, section 7.14, Vehicle Stability. The certification is included with this proposal. |
| 0808565 | Certification, Engine Installation, Enf, Paccar MX, 2027 | **ENGINE INSTALLATION CERTIFICATION**<br>The fire apparatus manufacturer will provide a certification, along with a letter from the engine manufacturer stating they approve of the engine installation in the bidder's chassis. The certification will be provided at the time of delivery. |
| 0686786 | Certification, Power Steering, CD0098 | **POWER STEERING CERTIFICATION**<br>The fire apparatus manufacturer will provide a certification stating the power steering system as installed meets the requirements of the component supplier. The certification is included with this proposal. |
| 0892691 | Certification, Cab Integrity, Saber FR/Enforcer, CD0189 | **CAB INTEGRITY CERTIFICATION**<br>The fire apparatus manufacturer will provide a cab crash test certification with this proposal. The certification will state that a specimen representing the substantial structural configuration of the cab has been tested and certified by an independent third party test facility. Testing events will be documented with photographs, real-time and high-speed video, vehicle accelerometers, cart accelerometers, and a laser speed trap. The fire apparatus manufacturer will provide a state licensed professional engineer to witness and certify all testing events. Testing will meet or exceed the requirements below:<br>SAE J2422 Cab Roof Strength Evaluation - Quasi-Static Loading Heavy Trucks.<br>European Occupant Protection Standard ECE Regulation No.29.<br>SAE J2420 COE Frontal Strength Evaluation - Dynamic Loading Heavy Trucks.<br>**Side Impact**<br>The cab will be subjected to dynamic preload where a 14,320-lb moving barrier is slammed into the side of the cab at 5.50 mph, striking with an impact of 13,000 ft-lb of force. This test is part of the SAE J2422 test procedure and more closely represents the forces a cab will see in a rollover incident.<br>**Frontal Impact**<br>The same cab will withstand a frontal impact of 32,600 ft-lb of force using a moving barrier in accordance with SAE J2420.<br>**Additional Frontal Impact**<br>The same cab will withstand a frontal impact of 65,098 ft-lb of force using a moving barrier. (Twice the force required by SAE J2420)<br>**Roof Crush**<br>The cab will be subjected to a roof crush force of 22,500 lb. This value meets the ECE 29 criteria, and is equivalent to the front axle rating up to a maximum of ten (10) metric tons.<br>**Additional Roof Crush**<br>The same cab will be subjected to a roof crush force of 110,000 lbs. (Four and a half times the load criteria of ECE 29)<br>The same cab will withstand all tests without any measurable intrusion into the survival space of the occupant area. |
| 0631973 | Certification, Cab Door Durability, Saber FR/Enforcer, CD0137 | **CAB DOOR DURABILITY CERTIFICATION**<br>Robust cab doors help protect occupants. Cab doors will survive a 200,000 cycle door slam test where the slamming force exceeds 20 G's of deceleration. The bidder will certify that the sample doors similar to those provided on the apparatus have been tested and have met these criteria without structural damage, latch malfunction, or significant component wear. |
| 0631978 | Certification, Windshield Wiper Durability, Saber FR/Enforcer, CD0132 | **WINDSHIELD WIPER DURABILITY CERTIFICATION**<br>Visibility during inclement weather is essential to safe apparatus performance. Windshield wipers will survive a 3 million cycle durability test in accordance with section 6.2 of SAE J198 *Windshield Wiper Systems - Trucks, Buses and Multipurpose Vehicles.* The bidder will certify that the wiper system design has been tested and that the wiper system has met these criteria. |
| 0631974 | Certification, Electric Window Durability, Saber FR/Enforcer, CD0133 | **ELECTRIC WINDOW DURABILITY CERTIFICATION**<br>Cab window roll-up systems can cause maintenance problems if not designed for long service life. The window regulator design will complete 30,000 complete up-down cycles and still function normally when finished. The bidder will certify that sample doors and windows similar to those provided on the apparatus have been tested and have met these criteria without malfunction or significant component wear. |

| | | |
|---|---|---|
| 0631977 | Certification, Seat Belt Anchors and Mounting, Saber FR/Enforcer, CD0134 | **SEAT BELT ANCHOR STRENGTH**<br>Seat belt attachment strength is regulated by Federal Motor Vehicle Safety Standards and should be validated through testing. Each seat belt anchor design will withstand 3000 lb of pull on both the lap and shoulder belt in accordance with FMVSS 571.210 Seat Belt Assembly Anchorages. The bidder will certify that each anchor design was pull tested to the required force and met the appropriate criteria.<br>**SEAT MOUNTING STRENGTH**<br>Seat attachment strength is regulated by Federal Motor Vehicle Safety Standards and should be validated through testing. Each seat mounting design will be tested to withstand 20 G's of force in accordance with FMVSS 571.207 Seating Systems. The bidder will certify, at time of delivery, that each seat mount and cab structure design was pull tested to the required force and met the appropriate criteria. |
| 0735949 | Certification, Cab HVAC System Performance, SFR/Enf, CD0165/CD0167/CD0174/CD0175 | **PERFORMANCE CERTIFICATIONS**<br>**Cab Air Conditioning**<br>Good cab air conditioning temperature and air flow performance keeps occupants comfortable, reduces humidity, and provides a climate for recuperation while at the scene. The cab air conditioning system will cool the cab from a heat-soaked condition at 100 degrees Fahrenheit to an average of 78 degrees Fahrenheit in 30 minutes. The bidder will certify that a substantially similar cab has been tested and has met these criteria.<br>**Cab Defroster**<br>Visibility during inclement weather is essential to safe apparatus performance. The defroster system will clear the required windshield zones in accordance with SAE J381 Windshield Defrosting Systems Test Procedure And Performance Requirements - Trucks, Buses, And Multipurpose Vehicles.*The bidder will certify that the defrost system design has been tested in a cold chamber and passes the SAE J381 criteria.*<br>***Cab Auxiliary Heater***<br>*Good cab heat performance and regulation provides a more effective working environment for personnel, whether in-transit, or at a scene. An auxiliary cab heater will warm the cab 77 degrees Fahrenheit from a cold-soak, within 30 minutes when tested using the coolant supply methods found in SAE J381. The bidder will certify, at time of delivery, that a substantially similar cab has been tested and has met these criteria.* |
| 0545073 | Amp Draw Report, NFPA Current Edition | **AMP DRAW REPORT**<br>The bidder will provide, at the time of bid and delivery, an itemized print out of the expected amp draw of the entire vehicle's electrical system.<br>The manufacturer of the apparatus will provide the following:<br>Documentation of the electrical system performance tests.<br>A written load analysis, which will include the following:<br>The nameplate rating of the alternator.<br>The alternator rating under the conditions specified per:<br>Current edition of applicable NFPA standards.<br>The minimum continuous load of each component that is specified per:<br>Current edition of applicable NFPA standards.<br>Additional loads that, when added to the minimum continuous load, determine the total connected load.<br>Each individual intermittent load.<br>All of the above listed items will be provided by the bidder per the current edition of applicable NFPA standards. |
| 0002758 | Amp Draw, NFPA/ULC Radio Allowance | |
| 0799248 | Appleton/Florida BTO | |
| 0000049 | Ascendant BODY | |
| 0000012 | PIERCE CHASSIS | |
| 0735525 | PACCAR MX13 ENGINE | |
| 0046396 | EVS 4000 Series TRANSMISSION | |
| 0020011 | WATEROUS PUMP | |
| 0020009 | POLY TANK | |
| 0028048 | FOAM SYSTEM | |

| | |
|---|---|
| 0020006 | SIDE CONTROL |
| 0020007 | AKRON VALVES |
| 0020015 | ABS SYSTEM |
| 0755453 | AERIAL BASE |

# Electrical Analysis

8/12/2025

| | | | |
|---|---|---|---|
| **Bid #:** | 949 | **Job #:** | |
| **Desc:** | Suisun City Enforcer 100' LSL | **Sales Rep:** | Martinez, Mike |
| **Customer:** | Suisun City Fire Department | **Organization:** | Golden State Fire Apparatus, Inc |
| **Option:** | Pierce Command Zone, Advanced Electronics & Control System, Enforcer, WiFi CZT | **Type:** | Multiplexed |

| Option | Description | Type* | Minimum Load | Intermittent Load | Total Connected |
|---|---|---|---|---|---|
| 0001244 | High Idle w/Electronic Engine, Custom | | 0.00 | 1.20 | 0.00 |
| 0002617 | PTO switch, w/light - aerial | | 0.00 | 0.00 | 0.08 |
| 0015216 | Reel, Booster, Aluminum - Over Pump, Right Side | | 0.00 | 36.00 | 0.00 |
| 0065417 | Foam Sys, FoamPro 1600, (Single Agent) | | 0.00 | 36.00 | 0.00 |
| 0067116 | Bracket, Johnny Ray Swivel, 7 Lb. Rating | | 0.00 | 0.00 | 0.00 |
| 0072153 | Primer, Trident, Air Prime, Air Operated | | 0.00 | 0.00 | 0.00 |
| 0079211 | Batteries, (6) Stryten/Exide Grp 31, 950 CCA each, Threaded Stud | | 0.00 | 3.00 | 0.00 |
| 0543751 | Light, Do Not Move Apparatus | | 0.00 | 0.80 | 0.00 |
| 0549333 | Indicators, Engine, Included with Pressure Controller | | 0.00 | 0.35 | 0.00 |
| 0583824 | Light, Pump Compt, Wln 3SC0CDCR LED White | | 0.00 | 0.36 | 0.00 |
| 0583938 | Lights, Engine Compt, Custom, Auto Sw, Wln 3SC0CDCR, 3" | | 0.00 | 0.30 | 0.00 |
| 0589905 | Alarm, Back-up Warning, PRECO 1040 | | 0.00 | 0.50 | 0.00 |
| 0593759 | ESC/ABS/ATC Wabco Brake System, Tandem Rear Axle | | 0.00 | 6.00 | 0.00 |
| 0604354 | Gauge, Foam Level, FRC, Tank Vision Pro, WLA 360-A00, Class | | 0.00 | 0.00 | 1.23 |
| 0630636 | Controls, Electric Roll-Up Windows, 4dr, 4 Driver Controls, Saber | | 0.00 | 26.00 | 0.00 |
| 0636439 | Wiring, Spare, 37.5 A 12V DC, Cust Install Radio, 30A Bat Dir, | | 0.00 | 0.00 | 75.00 |
| 0639727 | Cab Lift, Elec/Hyd, Manual Override, Saber FR/Enforcer | | 0.00 | 180.00 | 0.00 |
| 0722545 | Stabilizers, 100' LSL Rear Mount Steel, 16' Spread, 18" Pen | | 0.00 | 4.00 | 0.00 |
| 0735006 | Intercom, David Clark, 4-Pos, 2-Radio, (D, O, RPTT), 2obC, | | 0.00 | 0.00 | 0.50 |
| 0735687 | Engine Brake, Fully Integrated, Paccar MX13 Engine | | 0.00 | 0.42 | 0.00 |
| 0749207 | Lights, Wln, S30M** 30" 12VDC, RS Body | | 0.00 | 0.00 | 7.50 |
| 0749209 | Lights, Wln, S30M** 30" 12VDC, LS Body | | 0.00 | 0.00 | 7.50 |
| 0760752 | Lights, Side, Wln WIONSM* LED, Mtd In Rub Rail, 1st | | 0.00 | 0.00 | 4.00 |
| 0763096 | Fittings, Compression IPO PTC, All Pump Panel Gauges | | 0.00 | 0.16 | 0.00 |
| 0768061 | Lights, Wln, PCPSM2* Pioneer, 12 VDC, 1st | | 0.00 | 0.00 | 24.00 |
| 0768376 | Lights, Walk Surf, FRP Flood, LED, Qty, Loc Fet | | 0.00 | 0.00 | 0.00 |
| 0772850 | Lights, Wln, S16*M* 16" 12VDC, 1st | | 0.00 | 0.00 | 7.20 |
| 0776995 | Light, Roof Mt, HiViz, FT-MB-12-*-*, 17" | | 0.00 | 0.00 | 10.00 |
| 0779204 | Light, Front, Wln M6** LED 1st | | 0.00 | 2.70 | 1.80 |
| 0804781 | Aerial Scene Lts Separated into Aerial Tip Category and Aerial | | 0.00 | 0.00 | 0.00 |
| 0806466 | Lights, Backup, Wln M62BU, LED, For Tail Lt Housing | | 0.00 | 3.20 | 0.00 |
| 0810155 | Compt, 16.50 W x 16 LS/25.5 RS H x 15 D, Ea Side,Dbl Pan,RS | | 0.00 | 0.00 | 0.00 |
| 0810391 | Light, Locator, Wln VTX609*, LED, at Tip, LSL, 2lts | | 0.00 | 1.50 | 0.00 |
| 0814219 | Vehicle Information Center, 7" Color Display, MUX, | | 0.00 | 0.00 | 1.20 |
| 0816158 | Camera, Pierce, LS Mux, RS, LS, R, Cameras, AHD | | 0.00 | 1.20 | 0.00 |
| 0821192 | Wiring, Spare, 20 A 12V DC 1st NFPA1900/ULC | | 0.00 | 0.00 | 20.00 |
| 0821309 | Wiring, Spare, 30 A 12V DC 2nd NFPA1900/ULC | | 0.00 | 0.00 | 30.00 |
| 0834413 | USB, Cab, 4, 12V DC, Dual USB Termination, Batt Dir. | | 0.00 | 0.00 | 10.00 |
| 0895310 | Siren, Federal Q2B | | 0.00 | 100.00 | 0.00 |
| 0895716 | Lights, Door Interior Flash, 4 Dr Cab, Wln ION* | | 0.00 | 1.60 | 0.00 |
| 0896847 | Lighting, Rung, LED, TecNiq, 4 Section, Base, Lower/Upper Mid, | | 0.00 | 0.00 | 7.20 |
| 0554191 | Handlight, Streamlight, Fire Vulcan, 44451, C4 LED, Tail Lights, | Load Managed | 0.00 | 0.00 | 2.20 |
| 0555812 | Handlts, (2) Streamlight, Fire Vulcan, 44451 C4 LED, Tail lights, | Load Managed | 0.00 | 0.00 | 2.20 |
| 0727913 | Spotlight, Golight/RadioRay, Model 20**4GT, LED, 2 Lts | Load Managed | 0.00 | 0.00 | 7.40 |
| 0817805 | HVAC, Heavy-Duty, Enforcer, Paccar, CARE | Load Managed | 0.00 | 0.00 | 136.00 |
| 0819994 | Radio, Jensen, AM/FM/WB, Bluetooth | Load Managed | 0.00 | 0.00 | 2.00 |
| 0821230 | Wiring, Spare, 20 A 12V DC, 6 CKT FB, Blue Sea 5025 1st | Load Managed | 0.00 | 0.00 | 20.00 |

* UDMC = User Defined Mission Critical, LM = User Defined Load Managed, S = Electrical Amperage Supply

# Electrical Analysis

8/12/2025

**Bid #:** 949

**Desc:** Suisun City Enforcer 100' LSL

**Customer:** Suisun City Fire Department

**Option:** Pierce Command Zone, Advanced Electronics & Control System, Enforcer, WiFi CZT

**Job #:**

**Sales Rep:** Martinez, Mike

**Organization:** Golden State Fire Apparatus, Inc

**Type:** Multiplexed

| Option | Description | Type* | Minimum Load | Intermittent Load | Total Connected |
|---|---|---|---|---|---|
| 0821232 | Wiring, Spare, 20 A 12V DC, 6 Circuit Fuse Block, Blue Sea 5025 | Load Managed | 0.00 | 0.00 | 20.00 |
| 0821308 | Wiring, Spare, 30 A 12V DC 1st NFPA1900/ULC | Load Managed | 0.00 | 0.00 | 60.00 |
| 0002615 | Switch, Aerial 12V Master | NFPA | 0.08 | 0.00 | 0.00 |
| 0002758 | Amp Draw, NFPA/ULC Radio Allowance | NFPA | 5.00 | 0.00 | 0.00 |
| 0023681 | Compt, IPO Stairs, LS, Roll-up Door | NFPA | 0.90 | 0.00 | 0.90 |
| 0035382 | Compt, RS Turntable, F/H, Roll Dr & Lift Dr, Ascendant Tandem, | NFPA | 2.70 | 0.00 | 2.70 |
| 0063695 | Compt, LS F/H F/D, Roll Drs, w/o Chute, Ascendant Tandem, | NFPA | 2.70 | 0.00 | 2.70 |
| 0063727 | Compt, LS Turntable, F/H F/D, Roll Dr & Lift Dr, Ascendant | NFPA | 1.80 | 0.00 | 1.80 |
| 0063733 | Compt, RS F/H, Roll Drs, Ascendant Tandem, 105 HDL, 100 HAL | NFPA | 3.60 | 0.00 | 3.60 |
| 0068703 | Lights, Grote Supernova LED, Stabilizer Beam, (1) Set | NFPA | 1.60 | 0.00 | 0.00 |
| 0092582 | Load Manager/Sequencer, MUX | NFPA | 0.56 | 0.56 | 0.00 |
| 0534379 | Flowmeter, FRC, Waterway, PAL | NFPA | 0.50 | 0.00 | 0.00 |
| 0534828 | Siren, Wln 295SL101, 100 or 200W Removable Mic | NFPA | 0.80 | 7.20 | 0.00 |
| 0534987 | Lights, Clearance/Marker/ID, Rear, Truck-Lite 33050R LED 7Lts, | NFPA | 0.35 | 0.00 | 0.00 |
| 0540743 | Lights, Stabilizer Warn (2) Sets, Wln M6*C LED, Clear Lens | NFPA | 3.60 | 5.40 | 0.00 |
| 0564654 | Lights, Rear Zn Lwr, Wln M6*, Colored Lens, For Tail Light | NFPA | 1.80 | 2.70 | 0.00 |
| 0586382 | Gauges, Engine, Included With Pressure Controller | NFPA | 0.30 | 0.00 | 0.00 |
| 0587034 | Air Dryer, Bendix, AD-IP w/Heat, 2010 | NFPA | 4.70 | 0.00 | 0.00 |
| 0593161 | Light Shield, S/S LED | NFPA | 3.00 | 0.00 | 0.00 |
| 0601972 | Lights, Turntable Walkway, P25, LED | NFPA | 0.35 | 0.00 | 0.00 |
| 0602100 | Lights, Torque Box Ladder Storage, Pierce LED Strip Lights, 2 Lts | NFPA | 1.00 | 0.00 | 0.00 |
| 0604123 | Gauge, Water Level, FRC, WLA 300-A00, TankVision Pro, | NFPA | 1.23 | 0.00 | 0.00 |
| 0605126 | Pump Shift, Air Mnl Override, Split Shaft, Interlocked, Waterous | NFPA | 1.00 | 0.00 | 0.00 |
| 0616277 | Lights, Perimeter Body, TecNiq T10-LC00-1 15" LED 2lts, | NFPA | 0.80 | 0.00 | 0.00 |
| 0616648 | Lights, Perimeter Pump House, TecNiq T10-LC00-1 15" LED 1lt | NFPA | 0.40 | 0.00 | 0.00 |
| 0617393 | Light, Slide-Out Pump Operator Step, TecNiq T10-LC00-1 15" | NFPA | 0.40 | 0.00 | 0.00 |
| 0617802 | Lights, Perimeter, TecNiq T10-LC00-1 15" LED | NFPA | 3.12 | 0.00 | 0.00 |
| 0622803 | Cab Instruments, Black Gauges, Black Bezels, Enforcer MUX | NFPA | 1.26 | 0.00 | 0.00 |
| 0625210 | Lights, Directional, Cab Front Side, Truck-Lite 19036Y LED, | NFPA | 0.12 | 0.00 | 0.00 |
| 0625953 | Light, Directional, Wln 600 Cmb, Cab Crn, Wrp Bzl Out HD Lts, | NFPA | 0.70 | 0.70 | 0.00 |
| 0626588 | Lights, Perimeter Cab, TecNiq T10-LC00-1 15" LED 4Dr | NFPA | 1.60 | 0.00 | 0.00 |
| 0647024 | Light, Rear Zone Up, Wln Rota-Beam R316RF LED Beacon, Red | NFPA | 4.50 | 0.00 | 0.00 |
| 0647632 | Lights, Dome, Wln 60C*EGCS Dual LED 4 Lts | NFPA | 3.00 | 3.00 | 0.00 |
| 0647799 | Lights, Clearance/Marker/ID, Front, Truck-Lite 35200Y LED 5 Lts, | NFPA | 0.25 | 0.00 | 0.00 |
| 0653937 | Flasher, Headlight Alternating | NFPA | 0.08 | 0.00 | 0.00 |
| 0720663 | Control Stations, LSL, Four Stabilizers | NFPA | 4.26 | 0.00 | 0.00 |
| 0722003 | Aerial, 100' Heavy Duty Ladder, (750 dry/500 water), LSL | NFPA | 5.00 | 0.00 | 0.00 |
| 0736472 | Cabinet, Rr Facing, RS, 22.75 W x 28 H x 23 D, Ext Acc Only, Sp | NFPA | 0.28 | 0.28 | 0.00 |
| 0736474 | Cabinet, Rr Facing, LS, 22.75 W x 28 H x 24 D, Ext Acc Only, Sp | NFPA | 0.28 | 0.28 | 0.00 |
| 0737181 | Intercom, 2-Way Fire Research ICA910 Hands Free | NFPA | 0.50 | 0.00 | 0.00 |
| 0739224 | Indicator Light @ Pump Panel, Throttle Ready, Incl w/Pressure | NFPA | 0.10 | 0.00 | 0.00 |
| 0745568 | Indicator Light, Pump Panel, Ok To Pump, Green | NFPA | 0.10 | 0.00 | 0.00 |
| 0747228 | Lights, Side Zone Lower, Wln M6**, M6**, M6**, 6Lts | NFPA | 5.40 | 8.10 | 0.00 |
| 0750438 | Water Level Gauge, Wln PSTANK2, LED 1-Light, 4-Level | NFPA | 1.60 | 0.00 | 0.00 |
| 0762396 | Light, Turntable Console, Amdor AY-LB-12HW012, LED Strip | NFPA | 0.20 | 0.00 | 0.00 |
| 0762413 | Light, Boom Support, Amdor AY-LB-12HW012, 12" LED | NFPA | 0.18 | 0.00 | 0.00 |
| 0768311 | Light, Directional/Marker, Intermediate, Truck-Lite 30375Y Grm | NFPA | 0.10 | 1.00 | 0.00 |
| 0770200 | Handrail, Exterior, Hansen, Knurled, Alum, LED Backlit, 4-Door | NFPA | 0.80 | 0.00 | 0.00 |

* UDMC = User Defined Mission Critical, LM = User Defined Load Managed, S = Electrical Amperage Supply

# Electrical Analysis

8/12/2025

| | | | |
|---|---|---|---|
| **Bid #:** | 949 | **Job #:** | |
| **Desc:** | Suisun City Enforcer 100' LSL | **Sales Rep:** | Martinez, Mike |
| **Customer:** | Suisun City Fire Department | **Organization:** | Golden State Fire Apparatus, Inc |
| **Option:** | Pierce Command Zone, Advanced Electronics & Control System, Enforcer, WiFi CZT | **Type:** | Multiplexed |

| Option | Description | Type* | Minimum Load | Intermittent Load | Total Connected |
|---|---|---|---|---|---|
| 0783153 | Headlights, Rect LED, JW Spkr Evo 2, AXT/Enf/Imp/Sab/Vel | NFPA | 4.20 | 4.20 | 0.00 |
| 0789638 | Cabinet, (2) Rr Fcng, Overhead, 11 W x 10 H x 20 D, Enforcer | Load Managed | 0.11 | 0.11 | 0.00 |
| 0789736 | Cab, Enforcer, 7010 w/Notch | NFPA | 6.80 | 10.20 | 0.00 |
| 0791467 | Light, Traffic Directing, Wln TAM83, 30.87" Long LED | NFPA | 1.60 | 1.60 | 0.00 |
| 0791920 | Lights, Stabilizer Scene, (2) Sets, Wln 20C0CDCD LED | NFPA | 2.00 | 0.00 | 0.00 |
| 0801890 | Trans, Allison 6th Gen, 4500 EVS P, w/Prognostics, Imp/Vel/Enf | NFPA | 2.00 | 2.00 | 0.00 |
| 0802753 | Lights, Tracking, Wln MP** LED, 2lts | NFPA | 8.00 | 0.00 | 0.00 |
| 0804514 | Lights, Tail, Wln M62BTT* Red Stop/Tail & M62T* Amber Dir Arw | NFPA | 0.83 | 2.49 | 0.00 |
| 0808515 | Engine, Paccar MX, 510HP, 1850 lb-ftW/OBD, EPA 2027, Saber | NFPA | 6.00 | 0.00 | 0.00 |
| 0811202 | Lights, Tip, Wln MP** LED, 4lts, Cradle Interlock | NFPA | 13.12 | 0.00 | 0.00 |
| 0814201 | Vehicle Information Center, 7" Color Display, Touchscreen, MUX, | NFPA | 1.20 | 0.00 | 0.00 |
| 0826104 | Controller, Pressure, FRC, Pump Boss Max, PBA500 | NFPA | 1.80 | 0.00 | 0.00 |
| 0835176 | Lightbar, Wln, Freedom IV, Rota-Bm, 2-23", R_RRW WRR_R, | NFPA | 14.00 | 4.80 | 0.00 |
| 0889521 | DEF Tank, 7.3 Gallon, LS Fill, Under Cab, Paccar, Lift Up Fill Dr, | NFPA | 0.60 | 11.40 | 0.00 |
| 0889577 | Bracket, License Plate & Light, P25 LED, Stainless Brkt | NFPA | 0.07 | 0.00 | 0.00 |
| 0889980 | Lights, Step (3), P25 LED, One Side | NFPA | 0.15 | 0.00 | 0.00 |
| 0892638 | Lights, Cab & Crw Cab Acs Stps, P25, LED w/Bezel, 6lts | NFPA | 1.00 | 0.00 | 0.00 |
| 0898617 | Lights, Hose Bed, Sides, Dual Strips, 45 Ends | NFPA | 3.30 | 0.00 | 0.00 |
| 0899300 | Lights, Front Zone, Wln M6** M6RS M6RS M6**, Inside Steady | NFPA | 3.60 | 5.40 | 0.00 |
| 0647728 | Alternator, 430 amp, Delco Remy 55SI | S | 0.00 | 0.00 | 0.00 |
| | | **Load Totals:** | **142.98** | **476.71** | **468.71** |

Note: Minimum Continous Load is in "Blocking Right of Way" mode.(Reference current edition of NFPA 1901)
Note: Intermittent Load items are not factored in on any alternator load comparisons. These items are included on the report for reference only and should be looked at as amp draw exclusion items. (Reference current edition of NFPA 1901)
Note: Total Connected Load "Demand" represents Total Connected Load minus any Load Managed items

**Alternator Output at Idle: 268.00**

| Minimum Continuous Load | |
|---|---|
| Supply: | 268.00 |
| Demand: | 142.98 |
| Variance: | 125.02 |

**Alternator Output at Governed Speed: 374.00**

| Total Connected Load | |
|---|---|
| Supply: | 374.00 |
| Demand: | 361.89 |
| Variance: | 12.11 |

* UDMC = User Defined Mission Critical, LM = User Defined Load Managed, S = Electrical Amperage Supply

# Turning Performance Analysis

08/12/2025

**Bid Number:** 949
**Department:** Suisun City Fire Department

**Chassis:** Enforcer Chassis, Aerials, Tandem Axle, Ascendant/LSL
**Body:** Aerial, HD Ladder 100' LSL Tandem, Alum Body

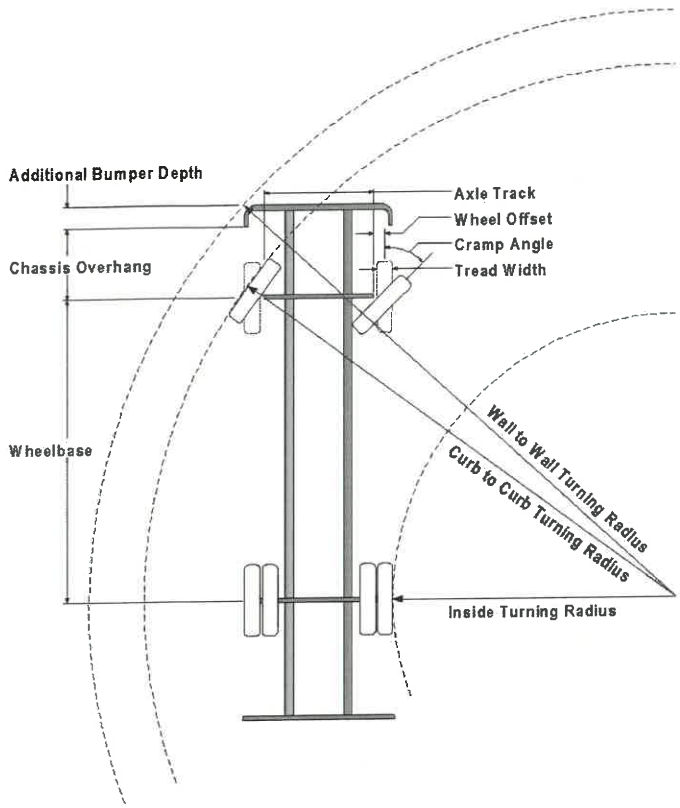


**Parameters:**

| | |
|---|---|
| *Inside Cramp Angle: | 45° |
| Axle Track: | 82.92 in. |
| Wheel Offset: | 4.68 in. |
| Tread Width: | 16.3 in. |
| Chassis Overhang: | 65.95 in. |
| Additional Bumper Depth: | 16 in. |
| Front Overhang: | 81.95 in. |
| Wheelbase: | 249 in. |

**Calculated Turning Radii:**

| | |
|---|---|
| Inside Turn: | 19 ft. 8 in. |
| Curb to curb: | 35 ft. 8 in. |
| Wall to wall: | 39 ft. 10 in. |

| Category | Option | Description |
|---|---|---|
| Aerial Devices | 0722003 | Aerial, 100' Heavy Duty Ladder, (750 dry/500 water), LSL |
| Axle, Front, Custom | 0629940 | Axle, Front, Oshkosh TAK-4, Non Drive, 22,800 lb, Enforcer |
| Bumpers | 0630342 | Bumper, 16" Extended, Steel Painted, Saber FR/Enforcer |
| Wheels, Front | 0019611 | Wheels, Front, Alcoa, 22.50" x 12.25", Aluminum, Hub Pilot |
| Tires, Front | 0899438 | Tires, Front, Goodyear, Armor MAX MSA, 425/65R22.50, 20 ply |

**Notes:**

*Actual Inside cramp angle may be less than shown.

Curb to Curb turning radius calculated for 9.00 inch curb.

| Definitions: | |
|---|---|
| Inside CrampAngle | Maximum turning angle of the front inside fire. |
| Axle Track | King-pin to King-pin distance of front axle. |
| Wheel Offset | Offset from the center line of the wheel to the King-pin. |
| Tread Width | Width of the tire tread. |
| Chassis Overhang | Distance of the center line of the front axle to the front edge of the cab. This does not include the bumper depth. |
| Additional Bumper Wheel | Depth that the bumper assembly adds to the front overhang. |
| Wheelbase | Distance between the center lines of the vehicles front and rear axles. |
| Inside Turning Radius | Radius of the smallest circle around which the vehicle can turn. |
| Curb to Curb Turning Radius | Radius of the smallest circle around which the vehicle's tires can turn. This measures assumes a curb height of 9 inches. |
| Wall to Wall Turning Radius | Radius of the smallest circle around which the vehicle's tires can turn. This measures takes into account any front overhang due to chassis , bumper extensions and or aerial devices. |

# 4 PRODUCT WARRANTIES

## Exhibit "C"

# Fire and Rescue Apparatus

## One (1) Year Material and Workmanship

## Basic Apparatus

# Limited Warranty

**1. LIMITED WARRANTY**

Subject to the limitations and exclusions set forth below, Pierce Manufacturing provides the following warranty to the Buyer:

| | |
|---|---|
| **Coverage:** | **Portions of the apparatus manufactured by Pierce shall be free from defects in material and workmanship** |
| **Warranty Begins:** | **The date the apparatus is placed in service, or 60 days from the original buyer invoice date, whichever comes first.** |
| **Warranty Period Ends After:** | **Twelve (12) months.** |
| **Conditions and Exclusions:**<br><br>**See Also Paragraphs 2 thru 4** | **No specific exclusions apply** |

This limited warranty shall apply only if the product is properly maintained in accordance with Pierce's maintenance instructions and manuals and is used in service which is normal to the particular model. Normal service means service which does not subject the product to stresses or impacts greater than normally result from careful use. If the Buyer discovers a defect or nonconformity, it must notify Pierce in writing within thirty (30) days after the date of discovery, but in any event prior to the expiration of the warranty period. THIS LIMITED WARRANTY MAY NOT BE ASSIGNED OR OTHERWISE TRANSFERRED BY THE BUYER TO ANY SUBSEQUENT USER OR PURCHASER OR TO ANY OTHER PERSON OR ENTITY.

Notwithstanding anything to the contrary herein, Pierce makes no warranty whatsoever as to:

(a) any integral parts, components, attachments or trade accessories of or to the product that are not manufactured by Pierce, including but not limited to engines, transmissions, drivelines, axles, water pumps and generators; with respect to all such parts, components, attachments and accessories, Pierce shall assign to Buyer the applicable warranties, if any, made by the respective manufacturers thereof;

(b) any vehicle, chassis, or component, part, attachment or accessory damaged by misuse, neglect, fire, exposure to severe environmental or chemical conditions, acidic environment, improper maintenance, accident, crash, or force majeure such as natural disaster, lightning, earthquake, windstorm, hail, flood, war or riot;

(c) any vehicle, chassis or component, part, attachment or accessory that has been repaired, altered or assembled in any way by any person or entity other than Pierce which, in the sole judgment of Pierce, adversely affects the performance, stability or purpose for which it was manufactured; or

(d) products or parts which may in the ordinary course wear out and have to be replaced during the warranty period, including, but not limited to, tires, fluids, gaskets and light bulbs. Pierce assumes no responsibility for the assembly of its parts or subassemblies into finishing products or vehicles unless the assembly is performed by Pierce.

The original purchaser may void this warranty in part or in its entirety if the product is repaired or replaced (a) without prior written approval of the Pierce Customer Service Department; or (b) at a facility which has not been approved by Pierce as to technical capability. Any repairs, modifications, alterations or aftermarket parts added after manufacture without the authorization of Pierce may void this warranty.

**2. DISCLAIMERS OF WARRANTIES**

THE WARRANTY SET FORTH IN PARAGRAPH 1 IS THE SOLE AND EXCLUSIVE WARRANTY GIVEN BY PIERCE. PIERCE HEREBY DISCLAIMS AND EXCLUDES ALL OTHER WARRANTIES, WHETHER EXPRESS, IMPLIED OR STATUTORY, INCLUDING WITHOUT LIMITATION ANY WARRANTY OF MERCHANTABILITY, ANY WARRANTY OF FITNESS FOR A PARTICULAR PURPOSE, AND ANY WARRANTIES ARISING FROM COURSE OF DEALING OR USAGE OF TRADE.

**3. BUYER'S EXCLUSIVE REMEDY.**

If the product fails to conform to the warranty set forth in paragraph 1 during the warranty period, and such nonconformity is not due to misuse, neglect, accident or improper maintenance, Buyer must notify Pierce within the time period specified in paragraph 1, and shall make the product available for inspection by Pierce or its designated agent. At the request of Pierce, any allegedly defective product shall be returned to Pierce by Buyer for examination and/or repair. Buyer shall be responsible for the cost of such transportation, and for risk of loss of or damage to the product during transportation. Within a reasonable time, Pierce shall repair or replace (at Pierce's option and expense) any nonconforming or defective parts. Repair or replacement shall be made only by a facility approved in advance in writing by Pierce. THIS REMEDY SHALL BE THE EXCLUSIVE AND SOLE REMEDY FOR ANY BREACH OF WARRANTY.

**4. EXCLUSION OF CONSEQUENTIAL AND INCIDENTAL DAMAGES.**

Notwithstanding anything to the contrary herein or in any agreement between Pierce and Buyer, IN NO EVENT SHALL PIERCE BE LIABLE FOR ANY CONSEQUENTIAL, INCIDENTAL, SPECIAL, INDIRECT, OR PUNITIVE DAMAGES WHATSOEVER, WHETHER ARISING OUT OF BREACH OF CONTRACT, WARRANTY, TORT (INCLUDING NEGLIGENCE AND STRICT LIABILITY) OR OTHER THEORY OF LAW OR EQUITY, WITH RESPECT TO VEHICLES OR OTHER PRODUCTS SOLD BY PIERCE, OR THEIR OPERATION OR FAILURE TO OPERATE, OR ANY DEFECTS THEREIN, OR ANY UNDERTAKINGS, ACTS OR OMISSIONS RELATED THERETO, REGARDLESS OF WHETHER PIERCE HAS BEEN INFORMED OF THE POSSIBILITY OF ANY SUCH DAMAGES. Without limiting the generality of the foregoing, Pierce specifically disclaims any liability for property or personal injury damages, penalties, damages for lost profits or revenues, loss of vehicles or products or any associated equipment, cost of substitute vehicles or products, down-time, delay damages, any other types of economic loss, or for any claims by any third party for any such damages.

*Note: Any Surety Bond, if a part of the sale of the vehicle as to which this limited warranty is provided, applies only to this Pierce Basic One Year Limited Warranty for such vehicle, and not to other warranties made by Pierce in a separate document (if any) or to the warranties (if any) made by any manufacturer (other than Pierce) of any part, component, attachment or accessory that is incorporated into or attached to the vehicle.*

**2/8/2010 WA0008**

Pierce

# Fire and Rescue Apparatus

## SUPPLIER

# Limited Warranty

**1. LIMITED WARRANTY**

Subject to the limitations and exclusions set forth below, Pierce Manufacturing provides the following warranty to the purchaser who first puts the product in service ("Buyer"):

| | |
|---|---|
| **Coverage:** | **Covers any failures of the engine which result, under normal use and service, from a defect in material or factory workmanship.** |
| **Warranty Begins:** | **The date of the original buyer invoice.** |
| **Warranty Period Ends After:** | **Five (5) years or 100,000 miles, whichever occurs first** |
| **Conditions and Exclusions:**<br><br>**See Also Paragraphs 2 thru 4** | **See warranty for exclusions.** |

This limited warranty shall apply only if the product is properly maintained in accordance with Pierce's maintenance instructions and manuals and is used in service which is normal to the particular model. Normal service means service which does not subject the product to stresses or impacts greater than normally result from careful use. If the Buyer discovers a defect or nonconformity, it must notify Pierce in writing within thirty (30) days after the date of discovery, but in any event prior to the expiration of the warranty period. THIS LIMITED WARRANTY MAY NOT BE ASSIGNED OR OTHERWISE TRANSFERRED BY THE BUYER TO ANY SUBSEQUENT USER OR PURCHASER OR TO ANY OTHER PERSON OR ENTITY.

Notwithstanding anything to the contrary herein, Pierce makes no warranty whatsoever as to:

(a) any integral parts, components, attachments or trade accessories of or to the product that are not manufactured by Pierce, including but not limited to engines, transmissions, drivelines, axles, water pumps and generators; with respect to all such parts, components, attachments and accessories, Pierce shall assign to Buyer the applicable warranties, if any, made by the respective manufacturers thereof;

(b) any vehicle, chassis, or component, part, attachment or accessory damaged by misuse, neglect, fire, exposure to severe environmental or chemical conditions, acidic environment, improper maintenance, accident, crash, or force majeure such as natural disaster, lightning, earthquake, windstorm, hail, flood, war or riot;

(c) any vehicle, chassis or component, part, attachment or accessory that has been repaired, altered or assembled in any way by any person or entity other than Pierce which, in the sole judgment of Pierce, adversely affects the performance, stability or purpose for which it was manufactured; or

(d) products or parts which may in the ordinary course wear out and have to be replaced during the warranty period, including, but not limited to, tires, fluids, gaskets and light bulbs. Pierce assumes no responsibility for the assembly of its parts or subassemblies into finishing products or vehicles unless the assembly is performed by Pierce.

The original purchaser may void this warranty in part or in its entirety if the product is repaired or replaced (a) without prior written approval of the Pierce Customer Service Department; or (b) at a facility which has not been approved by Pierce as to technical capability. Any repairs, modifications, alterations or aftermarket parts added after manufacture without the authorization of Pierce may void this warranty.

**2. DISCLAIMERS OF WARRANTIES**

THE WARRANTY SET FORTH IN PARAGRAPH 1 IS THE SOLE AND EXCLUSIVE WARRANTY GIVEN BY PIERCE. PIERCE HEREBY DISCLAIMS AND EXCLUDES ALL OTHER WARRANTIES, WHETHER EXPRESS, IMPLIED OR STATUTORY, INCLUDING WITHOUT LIMITATION ANY WARRANTY OF MERCHANTABILITY, ANY WARRANTY OF FITNESS FOR A PARTICULAR PURPOSE, AND ANY WARRANTIES ARISING FROM COURSE OF DEALING OR USAGE OF TRADE.

**3. BUYER'S EXCLUSIVE REMEDY.**

If the product fails to conform to the warranty set forth in paragraph 1 during the warranty period, and such nonconformity is not due to misuse, neglect, accident or improper maintenance, Buyer must notify Pierce within the time period specified in paragraph 1, and shall make the product available for inspection by Pierce or its designated agent. At the request of Pierce, any allegedly defective product shall be returned to Pierce by Buyer for examination and/or repair. Buyer shall be responsible for the cost of such transportation, and for risk of loss of or damage to the product during transportation. Within a reasonable time, Pierce shall repair or replace (at Pierce's option and expense) any nonconforming or defective parts. Repair or replacement shall be made only by a facility approved in advance in writing by Pierce. THIS REMEDY SHALL BE THE EXCLUSIVE AND SOLE REMEDY FOR ANY BREACH OF WARRANTY.

**4. EXCLUSION OF CONSEQUENTIAL AND INCIDENTAL DAMAGES.**

Notwithstanding anything to the contrary herein or in any agreement between Pierce and Buyer, IN NO EVENT SHALL PIERCE BE LIABLE FOR ANY CONSEQUENTIAL, INCIDENTAL, SPECIAL, INDIRECT, OR PUNITIVE DAMAGES WHATSOEVER, WHETHER ARISING OUT OF BREACH OF CONTRACT, WARRANTY, TORT (INCLUDING NEGLIGENCE AND STRICT LIABILITY) OR OTHER THEORY OF LAW OR EQUITY, WITH RESPECT TO VEHICLES OR OTHER PRODUCTS SOLD BY PIERCE, OR THEIR OPERATION OR FAILURE TO OPERATE, OR ANY DEFECTS THEREIN, OR ANY UNDERTAKINGS, ACTS OR OMISSIONS RELATED THERETO, REGARDLESS OF WHETHER PIERCE HAS BEEN INFORMED OF THE POSSIBILITY OF ANY SUCH DAMAGES. Without limiting the generality of the foregoing, Pierce specifically disclaims any liability for property or personal injury damages, penalties, damages for lost profits or revenues, loss of vehicles or products or any associated equipment, cost of substitute vehicles or products, down-time, delay damages, any other types of economic loss, or for any claims by any third party for any such damages.

*Note: Any Surety Bond, if a part of the sale of the vehicle as to which this limited warranty is provided, applies only to this Pierce Basic One Year Limited Warranty for such vehicle, and not to other warranties made by Pierce in a separate document (if any) or to the warranties (if any) made by any manufacturer (other than Pierce) of any part, component, attachment or accessory that is incorporated into or attached to the vehicle.*

# PACCAR ENGINE LIMITED WARRANTY

## PACCAR MX Warranty
## United States

**THIS LIMITED WARRANTY ("LIMITED WARRANTY") LISTS THE RESPECTIVE RIGHTS AND RESPONSIBILITIES OF PIERCE MANUFACTURING INC.'S END USER CUSTOMER THAT FIRST PUTS THE PACCAR ENGINE INTO SERVICE ("YOU" or "FIRST PURCHASER"), PACCAR INC ("PACCAR"), AND THE SERVICING PACCAR ENGINE DISTRIBUTORS ("AUTHORIZED DISTRIBUTORS"). PLEASE READ THIS LIMITED WARRANTY CAREFULLY.**

PACCAR warrants directly to You that the PACCAR MX engine and related kitted parts (collectively, the "Engine") will be free from defects in materials and factory workmanship ("Warrantable Failures") appearing under normal commercial use and service during the time, mileage or hour limitations set forth in the attached Warranty Schedule. **This Engine warranty extends only to You, and not any subsequent owner or user of the Engine.** The Emissions warranty is made to all owners of the Engine in the chain of distribution until the end of the Emissions warranty coverage period. Warranty coverage relating to the Emissions components is outlined in the Emissions Warranty section of the PACCAR MX Operator's Manual, the terms and conditions of which are incorporated herein by reference.

YOUR SOLE AND EXCLUSIVE REMEDY AGAINST PACCAR AND ITS SUBSIDIARIES AND AFFILIATES ARISING FROM YOUR PURCHASE AND USE OF THIS ENGINE IS LIMITED TO THE REPAIR OR REPLACEMENT OF WARRANTABLE FAILURES AT AUTHORIZED DISTRIBUTORS IN THE UNITED STATES AND CANADA AND IS SUBJECT TO PACCAR'S TIME, MILEAGE, AND HOUR LIMITATIONS LISTED IN THE ATTACHED WARRANTY SCHEDULES. The maximum time, mileage and hour limitations in the Warranty Schedules begin running on the Date of Delivery to the First Purchaser. **The accrued time, mileage, or hours is calculated when this Engine is brought into an Authorized Distributor for correction of Warrantable Failures.**

## WARRANTY DISCLAIMER AND LIMITATIONS OF LIABILITY (ENGINE AND EMISSIONS)

**This Limited Warranty is the sole warranty made by PACCAR and its Authorized Distributors to You relating to the Engine. Except for the above limited express warranty, PACCAR and its Authorized Distributors make no other warranties to You, express or implied.** PACCAR AND ITS AUTHORIZED DISTRIBUTORS EXPRESSLY DISCLAIM ANY WARRANTIES OF MERCHANTABILITY OR FITNESS FOR A PARTICULAR PURPOSE.

IT IS AGREED THAT PACCAR AND ITS AUTHORIZED DISTRIBUTORS SHALL NOT BE LIABLE TO YOU FOR INCIDENTAL OR CONSEQUENTIAL DAMAGES INCLUDING, BUT NOT LIMITED TO: LOSS OF INCOME OR LOST PROFITS; ENGINE OR VEHICLE DOWNTIME; THIRD PARTY DAMAGE, INCLUDING DAMAGE OR LOSS TO OTHER ENGINES, VEHICLES OR PROPERTY, ATTACHMENTS, TRAILERS AND CARGO; LOSS OR DAMAGE TO PERSONAL CONTENTS; COMMUNICATION EXPENSES; LODGING AND/OR MEAL EXPENSES; FINES; APPLICABLE TAXES OR BUSINESS COSTS OR LOSSES; ATTORNEYS' FEES; AND ANY LIABILITY YOU MAY HAVE IN RESPECT TO ANY OTHER PERSON OR ENTITY.

This warranty does not apply to parts or accessories supplied by the vehicle manufacturer or third parties.

Failures of belts and hoses supplied by PACCAR are covered during the first year from the Date of Delivery of the Engine to the First Purchaser. PACCAR does not warrant antifreeze, lubricants, filters, filter elements, or any other part that is a maintenance or repair item. However, in its sole discretion, PACCAR may pay for lubricating oil, antifreeze, filter elements, belts, hoses, and other maintenance or repair items if the need for replacing such items is due to a Warrantable Failure of the Engine.

You are responsible for the safe operation and maintenance of the Engine and Emissions equipment as specified in the applicable Operator's Manuals. You are responsible for providing proof that all recommended inspections and maintenance have been performed. Before the expiration of the applicable warranty, You must notify an Authorized Distributor of any Warrantable Failures and make the Engine available for Engine repair by such Authorized Distributor. You are responsible for delivery of the Engine to the Authorized Distributor. Locations in the United States and Canada of Authorized Distributors may be found at WWW.PACCARPOWERTRAIN.COM.

PACCAR IS NOT RESPONSIBLE FOR WEAR AND TEAR OR WEAROUT OF COVERED PARTS, storage deterioration, and changes in adjustment resulting from your use of the Engine. Damage due to accident, misuse, abuse, neglect, negligence, improper or insufficient maintenance, or unauthorized modification is not warranted. This may include, but is not limited to: operation without adequate coolants, lubricants, or other fluids; over-fueling; over-speeding; lack of maintenance of the lubricating, cooling or air intake systems; improper storage, starting, warm-up, run-in or shutdown practices; and unauthorized modifications to the Engine. **PACCAR is not responsible for damage or loss resulting from Engine horsepower/torque upgrades.**

Parts used to repair a Warrantable Failure may be new parts, approved remanufactured parts, or repaired parts. PACCAR is not responsible for failures resulting from the use of parts not approved by PACCAR. A new or approved remanufactured part used to repair a Warrantable Failure assumes the identity of the part it has replaced and is entitled to the remaining warranty coverage, if any.

PACCAR IS NOT RESPONSIBLE FOR DAMAGE OR LOSSES CAUSED BY INCORRECT OIL, FUEL, DIESEL EXHAUST FLUID, COOLANT, OR ADDITIVES; WATER, DIRT OR OTHER CONTAMINANTS IN THE FUEL, OIL OR DIESEL EXHAUST FLUID; OPERATION WITHOUT ADEQUATE COOLANTS OR LUBRICANTS; OVER-FUELING; OVER-SPEEDING; IMPROPER STORAGE, STARTING, WARM-UP, RUN-IN OR SHUT-DOWN PRACTICES; OR UNAUTHORIZED MODIFICATIONS OF THE ENGINE. Failure of replacement parts used in repairs due to the above non-warrantable conditions is not warrantable.

If your vehicle is disabled by a Warrantable Failure to the Engine during the base warranty period, PACCAR is not responsible for towing expenses to transport the vehicle to the nearest Authorized Distributor. In lieu of the towing expense and at the sole discretion of PACCAR,

PACCAR will pay the reasonable costs of an authorized mechanic to travel to and from the location of the disabled Vehicle in order to perform the Engine repair.

PACCAR will pay for reasonable labor costs for Engine removal and reinstallation when necessary to repair a Warrantable Failure.

Warrantable Failures resulting in excessive oil consumption will be handled within the basic Engine coverage as stated in the attached Engine Schedule. Before a claim for excessive oil consumption, low power, or excessive fuel consumption will be considered for payment, You must submit adequate documentation to show that consumption exceeds PACCAR published standards

PACCAR reserves the right to inspect and download data from the Engine Electronic Control Module for purpose of failure analysis unless prohibited by applicable law.

## TIME LIMIT ON COMMENCING LEGAL ACTION / OTHER TERMS

IT IS AGREED THAT YOU HAVE 12 MONTHS FROM THE ACCRUAL OF THE CAUSE OF ACTION TO COMMENCE ANY LEGAL ACTION ARISING FROM THE PURCHASE OR USE OF THE ENGINE, OR BE BARRED FOREVER.

To the extent any provision of this limited warranty is found to contravene the law of any jurisdiction, the remainder of the warranty shall not be affected thereby.

# PACCAR ENGINE LIMITED WARRANTY SCHEDULE

## PACCAR MX Warranty
## United States

THIS ENGINE WARRANTY SCHEDULE APPLIES ONLY TO ORIGINAL FACTORY EQUIPMENT AND IS SUBJECT TO THE TERMS AND LIMITATIONS IN THE ATTACHED LIMITED WARRANTY. This Engine Warranty Schedule does not apply to the vehicle which is warranted separately. Pursuant to the terms of the attached Limited Warranty, PACCAR Inc ("PACCAR") will pay warranty claims for Warrantable Failures within the following maximum limits in time, mileage, or hours, **whichever shall occur first**. The Warrantable Failure must be brought to the attention of an Authorized Distributor within 30 days of discovery.

## PACCAR MX Engine

**Basic Engine -Twenty-four (24) months or 250,000 miles (or 400,000 km) or 6,250 hours -** (all applications except fire apparatus)

**Fire Apparatus Truck Applications Basic Engine - Sixty (60) months or 100,000 miles (or 160,000 km) or 6,250 hours**

**Major Engine Components - Sixty (60) months or 500,000 miles or 12,500 hours**

| | | | |
|---|---|---|---|
| Cylinder Block Casting | Crankshaft | Lube Pump Gear | Flywheel Housing |
| Main Bearing Bolts | Camshaft | Crankshaft Gear | Water Pump Housing |
| Cylinder Head Casting | Cam Follower Assemblies | Camshaft Gear | Thermostat Housing |
| Cylinder Head Capscrews | Connecting Rod Assemblies | Camshaft Idler Gear | |

**R. H. SHEPPARD CO., INC.**
101 Philadelphia St.
Hanover, PA 17331
**Pierce Manufacturing Inc.**
2600 American Drive
Appleton, WI 54912

**LIMITED WARRANTY:** The R. H. Sheppard Co. Inc., ("Sheppard") warrants all M110PKG1 and M110SAU1 steering gears manufactured and sold to Pierce Manufacturing Inc. ("Pierce") for application on Pierce TAK-4 equipped vehicles to be free from defects of workmanship and material under normal use and service for a period of thirty six months from the in service date of the vehicle to its original owner.

Vehicle applications where Sheppard product is used require an application approval before production build. If Pierce uses Sheppard product for any purpose or application which has not been approved by Sheppard in advance, including aftermarket devices (defined as a device added to the steering system directly or indirectly affecting the performance or operation of the Sheppard product in its approved application) not tested and approved by Sheppard this limited warranty SHALL NOT APPLY AND SHALL BE VOID. SHEPPARD MAKES NO OTHER WARRANTY, EITHER EXPRESS OR IMPLIED. SHEPPARD EXPRESSLY DISCLAIMS ANY WARRANTY OF MERCHANTABILITY OR FITNESS FOR ANY PARTICULAR USE OR PURPOSE WHICH EXTEND BEYOND THE DESCRIPTION ON THE FACE HEREOF.
**SHEPPARD SHALL NOT BE LIABLE FOR ANY CONSEQUENTIAL, SPECIAL OR INDIRECT DAMAGES OR FOR LOSS OR DAMAGE DIRECTLY OR INDIRECTLY ARISING FROM THE USE OF A PRODUCT.** Pierce expressly acknowledges its obligation to inform all users (customers) of the above disclaimer.

**CONDITIONS:** Claims under this Limited Warranty may only be made by Pierce. In no event shall Sheppard be held liable for warranty charges by unauthorized persons. No allowance will be made for repairs or alterations, unless made with the written consent of Sheppard. Authorized Pierce dealers shall be the only authorized repair facility for Sheppard products applied to Pierce vehicles. Any warrantable repair made under this Limited Warranty must be made on or before 36 months of the in-service date for the Product to which the claim relates. Sheppard shall not be liable for claims made after such date. Sheppard product fitted to Pierce vehicles that are repaired at a repair facility other than an authorized Pierce dealer within the warranty period will be considered for payment under the guidelines of this agreement only by joint written consideration of Sheppard and Pierce warranty departments. It shall be the responsibility of the Pierce warranty department to notify Sheppard if and when this situation occurs. Sheppard will not be held responsible for damage to other steering components such as but not limited to pumps and reservoirs due to improper adjustment of steering gear relief plungers. Vehicle downtime and towing will not be considered under warranty.

**REMEDIES:** The sole and exclusive remedy of Pierce for Sheppard's breach of the foregoing warranty is limited to the return and repair or reimbursement as follows:

**Warranty Support:** In support of the Pierce dealer network, Sheppard will provide a toll-free "Hotline" service to assist in the diagnosis and troubleshooting of steering problems. The R. H. Sheppard Co., Inc. Field Service Department can be reached at 1-800-274-7437 for assistance. Sheppard will require that Pierce dealers contact this toll-free "Hotline" for approval before product is removed from a vehicle in a warranty situation. When contacted regarding a warranty situation, the Sheppard representative will provide an authorization number for removal of the product. This Returned Goods Authorization (RGA) number must be included in all warranty correspondence and attached to all returned goods.

**Procedure:** In the event of a warranty situation, the servicing dealer shall contact the Sheppard Hotline and receive an RGA number before replacing any steering gear. For M110PKG1 and M110SAU1 steering gear models, the dealer will first obtain an RGA number from Sheppard, and then order the replacement gear from Pierce. Replacement M110PKG1 and M110SAU1 steering gears shall be shipped from Pierce once those models are in full production. A warranty claim for both parts and labor will then be generated by the dealer and sent to Pierce. After reviewing the claim, Pierce will submit it to Sheppard for reimbursement.

**Parts Reimbursement:** Sheppard agrees to reimburse Pierce at Pierce's purchase price plus 30% mark-up for parts found to be defective within the warranty period. Parts being returned for warranty consideration shall be sent to the R. H. Sheppard Company, 447 E. Middle St., Hanover, PA 17331 ATTN: Warranty Dept. Sheppard's determination as to whether the part is covered by the foregoing warranty is final and conclusive. Sheppard requires the return of complete steering gears only. Individual seals replaced under warranty **should not** be returned unless specifically requested by Sheppard. All parts being returned for warranty consideration must be clearly tagged with all pertinent warranty information including, but not limited to (1) Returned Goods Authorization number (RGA); (2) claim number; (3) date in service; (4) date of failure; (5) mileage; (6) part number; (7) labor hours; (8) dealer labor rate and; (9) dollar amount claimed. Claims submitted without prior authorization are subject to rejection under this agreement.

**Labor:** Labor to repair Sheppard product found to be defective within the warranty period will be reimbursed at not more than 10 hours per vehicle. Labor shall be reimbursed at the rate of $85.00 USD per hour for M110PGK1 and M110SAU1 steering gears.

**Freight:** Pierce will collect M110PGK1 and M110SAU1 warranty material at a designated collection point. Inbound freight to the Pierce collection point will be the responsibility of Pierce. All warranty material should be returned from the Pierce collection point to R. H. Sheppard Co. Freight Collect by a Sheppard-specified common carrier based on location of the Pierce collection point. Sheppard does not require the return of failed seals. Any freight charges incurred for the return of seals will be the responsibility of Pierce. Parts returned for warranty consideration without prior authorization are subject to rejection under this agreement and may be subject to a charge back of inbound freight charges. Parts rejected under this warranty will be returned to Pierce Freight Collect or scrapped by Sheppard at Pierce's discretion.

**Outside Purchases:** Pierce authorized dealers shall be the only outlet for repair, warranty service and parts for Sheppard products applied to Pierce vehicles. Sheppard will not be responsible for consumables such as hoses, belts, fluids, fittings or miscellaneous shop material that may be required for the repair of the product.

**Warranty Documentation:** Warranty credit memos will be issued monthly to the Pierce Warranty Department. Monthly credit memos will include (1) claim number; (2) part number; (3) parts reimbursement; (4) labor reimbursement; (5) any applicable Pierce reference number and; (6) reason for rejection or acceptance of the claim. Credit memos will be issued in U.S. funds. Debits for warranty claims will not be accepted under this agreement. Claim disposition will constitute the final and conclusive resolution of warranty claims.

**Parts Retention:** Sheppard will retain parts submitted for warranty consideration for a period of sixty (60) days for any material found to be rejected for warranty. Sheppard will notify Pierce within sixty (60) days of receipt of Sheppard's determination as to whether any such part is covered by this warranty. Warranty reimbursement will be issued within thirty days of receipt of material at Sheppard.

**Good-Will Requests:** Good-Will requests will be considered jointly between Sheppard and Pierce for equitable compensation.

**RECALLS:** Sheppard retains the right to review information regarding federal motor vehicle recall and /or product repair programs if Sheppard products fitted to Pierce vehicles are alleged to be non-compliant with federal motor vehicle safety standards. Sheppard retains the right to review any claims of product defect or non-compliance before participating in reimbursement of expenses incurred as a result of alleged non-compliance or defect of its products. Sheppard agrees to negotiate in good faith for the reimbursement of expenses incurred by Pierce for all administrative, material and labor cost and expense associated with any recall where Sheppard product is found to be defective or non-compliant with federal motor vehicle standards.

**MISCELLANEOUS:** This writing constitutes the full complete and final statement of Sheppard's limited warranty for M110PKG1 and M110SAU1 products sold to Pierce. All prior oral or written correspondence, test data, negotiations, representations, understandings and the like regarding products are merged in this writing and extinguished by it. This limited warranty may not be altered, amended extended or modified except by a writing signed by the President or Vice President of Sheppard. No employee, vendor, dealer, distributor or other representative of Sheppard has authority to make statements to extend, expand, alter or amend the terms of this Limited Warranty. Sheppard expressly disclaims any statements contrary to the Limited Warranty. Sheppard's failure at any time to enforce any of the terms and conditions stated herein shall not constitute a waiver of any provisions herein. This Limited Warranty shall be governed by and construed in accordance with the laws of the Commonwealth of Pennsylvania.

Any legal actions which may arise as a result of disputes, controversies or claims arising out of or related to this limited warranty shall be in such forum as Sheppard and Pierce shall agree, or, in the absence of agreement, in a court of appropriate jurisdiction other than in the county in which either party is located. This Limited Warranty shall not be assigned by Pierce.

**COOPERATIVE EFFORT:** Sheppard and Pierce agree to work cooperatively toward expanding this warranty coverage to a period of sixty months from the in service date. These cooperative efforts shall focus on examining the effects of increased heat generated by 2007 model engines and its impact on the entire power steering system.

**AGREEMENT**: This agreement is effective April 3, 2006 and may be modified by mutual agreement between Sheppard and Pierce of a signed amendment to be attached to the original Limited Warranty. There are no third party beneficiaries to this Limited Warranty. This warranty agreement applies to Pierce authorized dealers only. It does not encompass any special arrangements that Pierce may now have or that Pierce may enter into, with any other segments of the trucking industry. This warranty agreement does not apply to non-conforming product removed at Pierce assembly plants.

This Limited Warranty agreement between the R. H. Sheppard Co., Inc and Pierce Manufacturing Inc. may be terminated by either party with thirty days written notice prior to termination.

Signed at Pierce Manufacturing Inc., Appleton, WI this _____ day of _____, 2006.

| **R. H. SHEPPARD CO., INC.** | **PIERCE MANUFACTURING INC.** |
|---|---|
| _____ | _____ |
| Authorized Signature | Authorized Signature |
| _____ | _____ |
| Title | Title |

Fire and Rescue Apparatus

# Lifetime Fifty (50) Year Structural Integrity Custom Chassis Frame

## *Limited Warranty*

**1. LIMITED WARRANTY**

Subject to the limitations and exclusions set forth below, Pierce Manufacturing provides the following warranty to the purchaser who first puts the product in service ("Buyer"):

| | |
|---|---|
| **Coverage:** | **Custom chassis frame rail manufactured by Pierce shall be free from defects in material and workmanship** |
| **Warranty Begins:** | **The date of the original purchase invoice (issued when the product ships from the factory).** |
| **Warranty Period Ends After:** | **Fifty (50) Years (Expected Life of Apparatus)** |
| **Conditions and Exclusions:**<br><br>**See Also Paragraphs 2 thru 4** | **This warranty applies to the frame rails only, crossmembers are excluded.**<br>**This warranty does not apply to damage caused by corrosion.** |

This limited warranty shall apply only if the product is properly maintained in accordance with Pierce's maintenance instructions and manuals and is used in service which is normal to the particular model. Normal service means service which does not subject the product to stresses or impacts greater than normally result from careful use. If the Buyer discovers a defect or nonconformity, it must notify Pierce in writing within thirty (30) days after the date of discovery, but in any event prior to the expiration of the warranty period. THIS LIMITED WARRANTY MAY NOT BE ASSIGNED OR OTHERWISE TRANSFERRED BY THE BUYER TO ANY SUBSEQUENT USER OR PURCHASER OR TO ANY OTHER PERSON OR ENTITY.

Notwithstanding anything to the contrary herein, Pierce makes no warranty whatsoever as to:

(a) any integral parts, components, attachments or trade accessories of or to the product that are not manufactured by Pierce, including but not limited to engines, transmissions, drivelines, axles, water pumps and generators; with respect to all such parts, components, attachments and accessories, Pierce shall assign to Buyer the applicable warranties, if any, made by the respective manufacturers thereof;

(b) any vehicle, chassis, or component, part, attachment or accessory damaged by misuse, neglect, fire, exposure to severe environmental or chemical conditions, acidic environment, improper maintenance, accident, crash, or force majeure such as natural disaster, lightning, earthquake, windstorm, hail, flood, war or riot;

(c) any vehicle, chassis or component, part, attachment or accessory that has been repaired, altered or assembled in any way by any person or entity other than Pierce which, in the sole judgment of Pierce, adversely affects the performance, stability or purpose for which it was manufactured; or

(d) products or parts which may in the ordinary course wear out and have to be replaced during the warranty period, including, but not limited to, tires, fluids, gaskets and light bulbs. Pierce assumes no responsibility for the assembly of its parts or subassemblies into finishing products or vehicles unless the assembly is performed by Pierce.

The original purchaser may void this warranty in part or in its entirety if the product is repaired or replaced (a) without prior written approval of the Pierce Customer Service Department; or (b) at a facility which has not been approved by Pierce as to technical capability. Any repairs, modifications, alterations or aftermarket parts added after manufacture without the authorization of Pierce may void this warranty.

**2. DISCLAIMERS OF WARRANTIES**

THE WARRANTY SET FORTH IN PARAGRAPH 1 IS THE SOLE AND EXCLUSIVE WARRANTY GIVEN BY PIERCE. PIERCE HEREBY DISCLAIMS AND EXCLUDES ALL OTHER WARRANTIES, WHETHER EXPRESS, IMPLIED OR STATUTORY, INCLUDING WITHOUT LIMITATION ANY WARRANTY OF MERCHANTABILITY, ANY WARRANTY OF FITNESS FOR A PARTICULAR PURPOSE, AND ANY WARRANTIES ARISING FROM COURSE OF DEALING OR USAGE OF TRADE.

**3. BUYER'S EXCLUSIVE REMEDY.**

If the product fails to conform to the warranty set forth in paragraph 1 during the warranty period, and such nonconformity is not due to misuse, neglect, accident or improper maintenance, Buyer must notify Pierce within the time period specified in paragraph 1, and shall make the product available for inspection by Pierce or its designated agent. At the request of Pierce, any allegedly defective product shall be returned to Pierce by Buyer for examination and/or repair. Buyer shall be responsible for the cost of such transportation, and for risk of loss of or damage to the product during transportation. Within a reasonable time, Pierce shall repair or replace (at Pierce's option and expense) any nonconforming or defective parts. Repair or replacement shall be made only by a facility approved in advance in writing by Pierce. THIS REMEDY SHALL BE THE EXCLUSIVE AND SOLE REMEDY FOR ANY BREACH OF WARRANTY.

**4. EXCLUSION OF CONSEQUENTIAL AND INCIDENTAL DAMAGES.**

Notwithstanding anything to the contrary herein or in any agreement between Pierce and Buyer, IN NO EVENT SHALL PIERCE BE LIABLE FOR ANY CONSEQUENTIAL, INCIDENTAL, SPECIAL, INDIRECT, OR PUNITIVE DAMAGES WHATSOEVER, WHETHER ARISING OUT OF BREACH OF CONTRACT, WARRANTY, TORT (INCLUDING NEGLIGENCE AND STRICT LIABILITY) OR OTHER THEORY OF LAW OR EQUITY, WITH RESPECT TO VEHICLES OR OTHER PRODUCTS SOLD BY PIERCE, OR THEIR OPERATION OR FAILURE TO OPERATE, OR ANY DEFECTS THEREIN, OR ANY UNDERTAKINGS, ACTS OR OMISSIONS RELATED THERETO, REGARDLESS OF WHETHER PIERCE HAS BEEN INFORMED OF THE POSSIBILITY OF ANY SUCH DAMAGES. Without limiting the generality of the foregoing, Pierce specifically disclaims any liability for property or personal injury damages, penalties, damages for lost profits or revenues, loss of vehicles or products or any associated equipment, cost of substitute vehicles or products, down-time, delay damages, any other types of economic loss, or for any claims by any third party for any such damages.

*Note: Any Surety Bond, if a part of the sale of the vehicle as to which this limited warranty is provided, applies only to this Pierce Basic One Year Limited Warranty for such vehicle, and not to other warranties made by Pierce in a separate document (if any) or to the warranties (if any) made by any manufacturer (other than Pierce) of any part, component, attachment or accessory that is incorporated into or attached to the vehicle.*

Pierce

Fire and Rescue Apparatus

# Three (3) Year Material and Workmanship
# TAK-4 Independent Front Suspension

## *Limited Warranty*

**1. LIMITED WARRANTY**

Subject to the limitations and exclusions set forth below, Pierce Manufacturing provides the following warranty to the Buyer:

| | |
|---|---|
| **Coverage:** | **The TAK-4 Front Independent Suspension and Steering Gears shall be free from defects in material and workmanship.** |
| **Warranty Begins:** | **The date of the original purchase invoice (issued when the product ships from the factory).** |
| **Warranty Period Ends After:** | **Three (3) Years<br>-or-<br>30,000 Miles** |
| **Conditions and Exclusions:**<br><br>**See Also Paragraphs 2 thru 4** | **This limited warranty excludes brake pads, brake rotors, seal boots and shock absorbers.** |

This limited warranty shall apply only if the product is properly maintained in accordance with Pierce's maintenance instructions and manuals and is used in service which is normal to the particular model. Normal service means service which does not subject the product to stresses or impacts greater than normally result from careful use. If the Buyer discovers a defect or nonconformity, it must notify Pierce in writing within thirty (30) days after the date of discovery, but in any event prior to the expiration of the warranty period. THIS LIMITED WARRANTY MAY NOT BE ASSIGNED OR OTHERWISE TRANSFERRED BY THE BUYER TO ANY SUBSEQUENT USER OR PURCHASER OR TO ANY OTHER PERSON OR ENTITY.

Notwithstanding anything to the contrary herein, Pierce makes no warranty whatsoever as to:

(a) any integral parts, components, attachments or trade accessories of or to the product that are not manufactured by Pierce, including but not limited to engines, transmissions, drivelines, axles, water pumps and generators; with respect to all such parts, components, attachments and accessories, Pierce shall assign to Buyer the applicable warranties, if any, made by the respective manufacturers thereof;

(b) any vehicle, chassis, or component, part, attachment or accessory damaged by misuse, neglect, fire, exposure to severe environmental or chemical conditions, acidic environment, improper maintenance, accident, crash, or force majeure such as natural disaster, lightning, earthquake, windstorm, hail, flood, war or riot;

(c) any vehicle, chassis or component, part, attachment or accessory that has been repaired, altered or assembled in any way by any person or entity other than Pierce which, in the sole judgment of Pierce, adversely affects the performance, stability or purpose for which it was manufactured; or

(d) products or parts which may in the ordinary course wear out and have to be replaced during the warranty period, including, but not limited to, tires, fluids, gaskets and light bulbs. Pierce assumes no responsibility for the assembly of its parts or subassemblies into finishing products or vehicles unless the assembly is performed by Pierce.

The original purchaser may void this warranty in part or in its entirety if the product is repaired or replaced (a) without prior written approval of the Pierce Customer Service Department; or (b) at a facility which has not been approved by Pierce as to technical capability. Any repairs, modifications, alterations or aftermarket parts added after manufacture without the authorization of Pierce may void this warranty.

**2. DISCLAIMERS OF WARRANTIES**

THE WARRANTY SET FORTH IN PARAGRAPH 1 IS THE SOLE AND EXCLUSIVE WARRANTY GIVEN BY PIERCE. PIERCE HEREBY DISCLAIMS AND EXCLUDES ALL OTHER WARRANTIES, WHETHER EXPRESS, IMPLIED OR STATUTORY, INCLUDING WITHOUT LIMITATION ANY WARRANTY OF MERCHANTABILITY, ANY WARRANTY OF FITNESS FOR A PARTICULAR PURPOSE, AND ANY WARRANTIES ARISING FROM COURSE OF DEALING OR USAGE OF TRADE.

**3. BUYER'S EXCLUSIVE REMEDY.**

If the product fails to conform to the warranty set forth in paragraph 1 during the warranty period, and such nonconformity is not due to misuse, neglect, accident or improper maintenance, Buyer must notify Pierce within the time period specified in paragraph 1, and shall make the product available for inspection by Pierce or its designated agent. At the request of Pierce, any allegedly defective product shall be returned to Pierce by Buyer for examination and/or repair. Buyer shall be responsible for the cost of such transportation, and for risk of loss of or damage to the product during transportation. Within a reasonable time, Pierce shall repair or replace (at Pierce's option and expense) any nonconforming or defective parts. Repair or replacement shall be made only by a facility approved in advance in writing by Pierce. THIS REMEDY SHALL BE THE EXCLUSIVE AND SOLE REMEDY FOR ANY BREACH OF WARRANTY.

**4. EXCLUSION OF CONSEQUENTIAL AND INCIDENTAL DAMAGES.**

Notwithstanding anything to the contrary herein or in any agreement between Pierce and Buyer, IN NO EVENT SHALL PIERCE BE LIABLE FOR ANY CONSEQUENTIAL, INCIDENTAL, SPECIAL, INDIRECT, OR PUNITIVE DAMAGES WHATSOEVER, WHETHER ARISING OUT OF BREACH OF CONTRACT, WARRANTY, TORT (INCLUDING NEGLIGENCE AND STRICT LIABILITY) OR OTHER THEORY OF LAW OR EQUITY, WITH RESPECT TO VEHICLES OR OTHER PRODUCTS SOLD BY PIERCE, OR THEIR OPERATION OR FAILURE TO OPERATE, OR ANY DEFECTS THEREIN, OR ANY UNDERTAKINGS, ACTS OR OMISSIONS RELATED THERETO, REGARDLESS OF WHETHER PIERCE HAS BEEN INFORMED OF THE POSSIBILITY OF ANY SUCH DAMAGES. Without limiting the generality of the foregoing, Pierce specifically disclaims any liability for property or personal injury damages, penalties, damages for lost profits or revenues, loss of vehicles or products or any associated equipment, cost of substitute vehicles or products, down-time, delay damages, any other types of economic loss, or for any claims by any third party for any such damages.

*Note: Any Surety Bond, if a part of the sale of the vehicle as to which this limited warranty is provided, applies only to this Pierce Basic One Year Limited Warranty for such vehicle, and not to other warranties made by Pierce in a separate document (if any) or to the warranties (if any) made by any manufacturer (other than Pierce) of any part, component, attachment or accessory that is incorporated into or attached to the vehicle.*

# Fire and Rescue Apparatus

## SUPPLIER

# Limited Warranty

### 1. LIMITED WARRANTY

Subject to the limitations and exclusions set forth below, Pierce Manufacturing provides the following warranty to the purchaser who first puts the product in service ("Buyer"):

| | |
|---|---|
| **Coverage:** | **The Meritor axle shall be covered by Meritor as indicated in the attached Meritor warranty coverage description** |
| **Warranty Begins:** | **The date of the original purchase invoice (issued when the product ships from the factory).** |
| **Warranty Period Ends After:** | **Five (5) Years** |
| **Conditions and Exclusions:**<br><br>**See Also Paragraphs 2 thru 4** | **The exclusions listed in the attached Meritor warranty description shall apply.** |

This limited warranty shall apply only if the product is properly maintained in accordance with Pierce's maintenance instructions and manuals and is used in service which is normal to the particular model. Normal service means service which does not subject the product to stresses or impacts greater than normally result from careful use. If the Buyer discovers a defect or nonconformity, it must notify Pierce in writing within thirty (30) days after the date of discovery, but in any event prior to the expiration of the warranty period. THIS LIMITED WARRANTY MAY NOT BE ASSIGNED OR OTHERWISE TRANSFERRED BY THE BUYER TO ANY SUBSEQUENT USER OR PURCHASER OR TO ANY OTHER PERSON OR ENTITY.

Notwithstanding anything to the contrary herein, Pierce makes no warranty whatsoever as to:

(a) any integral parts, components, attachments or trade accessories of or to the product that are not manufactured by Pierce, including but not limited to engines, transmissions, drivelines, axles, water pumps and generators; with respect to all such parts, components, attachments and accessories, Pierce shall assign to Buyer the applicable warranties, if any, made by the respective manufacturers thereof;

(b) any vehicle, chassis, or component, part, attachment or accessory damaged by misuse, neglect, fire, exposure to severe environmental or chemical conditions, acidic environment, improper maintenance, accident, crash, or force majeure such as natural disaster, lightning, earthquake, windstorm, hail, flood, war or riot;

(c) any vehicle, chassis or component, part, attachment or accessory that has been repaired, altered or assembled in any way by any person or entity other than Pierce which, in the sole judgment of Pierce, adversely affects the performance, stability or purpose for which it was manufactured; or

(d) products or parts which may in the ordinary course wear out and have to be replaced during the warranty period, including, but not limited to, tires, fluids, gaskets and light bulbs. Pierce assumes no responsibility for the assembly of its parts or subassemblies into finishing products or vehicles unless the assembly is performed by Pierce.

The original purchaser may void this warranty in part or in its entirety if the product is repaired or replaced (a) without prior written approval of the Pierce Customer Service Department; or (b) at a facility which has not been approved by Pierce as to technical capability. Any repairs, modifications, alterations or aftermarket parts added after manufacture without the authorization of Pierce may void this warranty.

### 2. DISCLAIMERS OF WARRANTIES

THE WARRANTY SET FORTH IN PARAGRAPH 1 IS THE SOLE AND EXCLUSIVE WARRANTY GIVEN BY PIERCE. PIERCE HEREBY DISCLAIMS AND EXCLUDES ALL OTHER WARRANTIES, WHETHER EXPRESS, IMPLIED OR STATUTORY, INCLUDING WITHOUT LIMITATION ANY WARRANTY OF MERCHANTABILITY, ANY WARRANTY OF FITNESS FOR A PARTICULAR PURPOSE, AND ANY WARRANTIES ARISING FROM COURSE OF DEALING OR USAGE OF TRADE.

### 3. BUYER'S EXCLUSIVE REMEDY.

If the product fails to conform to the warranty set forth in paragraph 1 during the warranty period, and such nonconformity is not due to misuse, neglect, accident or improper maintenance, Buyer must notify Pierce within the time period specified in paragraph 1, and shall make the product available for inspection by Pierce or its designated agent. At the request of Pierce, any allegedly defective product shall be returned to Pierce by Buyer for examination and/or repair. Buyer shall be responsible for the cost of such transportation, and for risk of loss of or damage to the product during transportation. Within a reasonable time, Pierce shall repair or replace (at Pierce's option and expense) any nonconforming or defective parts. Repair or replacement shall be made only by a facility approved in advance in writing by Pierce. THIS REMEDY SHALL BE THE EXCLUSIVE AND SOLE REMEDY FOR ANY BREACH OF WARRANTY.

### 4. EXCLUSION OF CONSEQUENTIAL AND INCIDENTAL DAMAGES.

Notwithstanding anything to the contrary herein or in any agreement between Pierce and Buyer, IN NO EVENT SHALL PIERCE BE LIABLE FOR ANY CONSEQUENTIAL, INCIDENTAL, SPECIAL, INDIRECT, OR PUNITIVE DAMAGES WHATSOEVER, WHETHER ARISING OUT OF BREACH OF CONTRACT, WARRANTY, TORT (INCLUDING NEGLIGENCE AND STRICT LIABILITY) OR OTHER THEORY OF LAW OR EQUITY, WITH RESPECT TO VEHICLES OR OTHER PRODUCTS SOLD BY PIERCE, OR THEIR OPERATION OR FAILURE TO OPERATE, OR ANY DEFECTS THEREIN, OR ANY UNDERTAKINGS, ACTS OR OMISSIONS RELATED THERETO, REGARDLESS OF WHETHER PIERCE HAS BEEN INFORMED OF THE POSSIBILITY OF ANY SUCH DAMAGES. Without limiting the generality of the foregoing, Pierce specifically disclaims any liability for property or personal injury damages, penalties, damages for lost profits or revenues, loss of vehicles or products or any associated equipment, cost of substitute vehicles or products, down-time, delay damages, any other types of economic loss, or for any claims by any third party for any such damages.

*Note: Any Surety Bond, if a part of the sale of the vehicle as to which this limited warranty is provided, applies only to this Pierce Basic One Year Limited Warranty for such vehicle, and not to other warranties made by Pierce in a separate document (if any) or to the warranties (if any) made by any manufacturer (other than Pierce) of any part, component, attachment or accessory that is incorporated into or attached to the vehicle.*

# MERITOR® COMMERCIAL VEHICLE SYSTEMS

## WARRANTY/MODEL YEAR 2020 VEHICLES

MERITOR

# WARRANTY INFORMATION CONTENTS

Effective Model Year 2020 Vehicles


Linehaul ..... 3-4
General Service ..... 5-6
Heavy Service/Specialty Vehicle ..... 7-8
Fire and Emergency ..... 9
Transit Bus ..... 10
Off-Highway Service ..... 11
Terms and Conditions ..... 12


## How to Read Warranty Coverage

| Number of Years | Mileage (in thousands)<br>Unl=Unlimited | P=Parts Only<br>P&L=Parts & Labor |
|---|---|---|

**Notice:**

Models or components that are approved for use by Meritor's vocational guidelines contained in Meritor Publication TP-9441 for axles, SP-8320 for trailer axles, TP-12126 for drivelines, which are not specifically listed, are warranted for one year, unlimited miles, parts only (1/Unl/P).

Products purchased on an incomplete vehicle (glider) are limited to one year, unlimited miles parts only (1/Unl/P).

## Advantage Program

Purchasing additional coverage on select components will continue to safeguard your investment against major repair costs after the initial base coverage expires. You can find out more about the Advantage Program by visiting www.meritor.com or by contacting Meritor at 866-OnTrac1 (866-668-7221).

# LINEHAUL WARRANTY INFORMATION

## Linehaul Vehicles

- Bulk Hauler
- Chip Hauler (Truck)*
- Doubles
- Flatbed
- General Freight
- Grain Hauler
- Livestock Hauler
- Moving Van
- Pipe Hauler
- Refrigerated Freight
- Tanker
- Triples

* Chip Hauler vehicles require specific axle models listed below and Linehaul condition to be eligible for Linehaul warranty consideration.

## Linehaul Typically Is

- High mileage operation (over 60,000 miles/year)
- Well maintained major highways of concrete or asphalt construction
- Greater than 30 miles between starting and stopping

**Coverage under Meritor's warranty require that the application of products be properly approved pursuant to OEM and Meritor approvals. Refer to TP-9441 for axles, SP-8320 for trailer axles, TP-12126 for drivelines, and/or contact Meritor regarding specific application approval questions on any product line.**

## Front Non-Drive Steer Axles – 5/750/P&L

| | | | | | |
|---|---|---|---|---|---|
| FD-965 | FF-967 | MFS-12-122B-N | MFS-12-132C-N | MFS-13-122B-N | MFS-13B-122C-N |
| FF-941 | FG-941 | MFS-12-122C-N | MFS-12E-132B-N | MFS-13-122C-N | MFS-13B-132B-N |
| FF-942 | FG-943 | MFS-12E-122A-N | MFS-12E-132C-N | MFS-13-132B-N | MFS-13B-132C-N |
| FF-943 | MFS-10-122A | MFS-12E-122B-N | MFS-12-143A-N | MFS-13-132C-N | MFS-14-122A-N |
| FF-944 | MFS-10-143A-N | MFS-12E-122C-N | MFS-12E-143A-N | MFS-13-143A-N | MFS-14-124A-N |
| FF-961 | MFS-10-144A-N | MFS-12-124A-N | MFS-12-144A-N | MFS-13-144A-N | MFS-14-143A-N |
| FF-966 | MFS-12-122A-N | MFS-12-132B-N | MFS-13-122A-N | MFS-13B-122B-N | MFS-14-144A-N |

## Rear Drive Single Axles – 5/750/P&L

| | | |
|---|---|---|
| RS-19-144/145/A | RS-21-145 | RS-23-160 |
| MS-19-14X | RS-21-160 | RS-23-161 |
| MS-21-144 | MS-23-17X | RS-23-186 |

## Drivelines

| | |
|---|---|
| RPL | 5/500/P, 1/Unl/P&L |
| MXL | 3/350/P, 1/Unl/P&L |
| 155N | 1/Unl/P |
| 92N | 1/Unl/P |

## Rear Drive Tandem/Tridem Axles – 5/750/P&L

| | | |
|---|---|---|
| RT-34-144/P/A | MA-40-165 | MT-40-14XHE |
| RT-40-145/A | MA-40-175 | MT-40-144/P |
| RT-40-160/P[1,2] | MT-34-14X/P | MT-40-943 |
| RT-46-160/P[1,2] | MT-40-14T/P | MT-40-943-SP |
| RT-46-164EH/P[1,2] | MT-40-14X/P | RZ-166[2] |
| RT-50-160/P[1,2] | MT-40-14X/P | RZ-188 |

[1] These models required for Chip Hauler and Linehaul warranty consideration.
[2] Each vehicle must have a Request for Application Recommendation (RAR) approved by Meritor prior to vehicle build. All RARs must identify the chassis number or VIN. Refer to Product Information Letter #303 and #396 for further details.

# LINEHAUL WARRANTY INFORMATION

## Brake Components

| | |
|---|---|
| Cam Q Series Trailer Brakes | 5/500/P, 1/100/L |
| Q+ Drum Brake™ | 5/500/P, 1/Unl/P&L |
| ASA | 5/500/P, 1/Unl/P&L |
| Hubs/Cast Drums and Other Wheel-end Components | 1/Unl/P |
| Hydraulic Disc Brakes | 1/Unl/P |
| All Other Brakes | 1/Unl/P |
| STEELite X30 Drum Brake™[2] | 12-Years or Wearable Life/P |
| EX+ Air Disc Brake™ | 5/500/P, 1/Unl/L |
| EX+ Air Disc Brake Extended Standard Warranty[3] | 5/500/P&L |

[1] Includes: bushing, seal, cam, ASA lubrication and wear coverage of 3/500/P&L.
[2] Based on stamped wear diameter max.
[3] Applies only to MA761 friction material code CD brake assembly i.e. EX225LXXXCDXXX

## Trailer Axles

| | |
|---|---|
| Beam and Brackets | 5/500/P, 1/100/L |
| Wheel End Systems[1] | |
| Standard System[2] | 1/100/P&L |
| PreSet by Meritor[3] | 5/500/P&L |
| AxlePak5[4] | 5P/L |
| AxlePak7[5] | 7P/L |

[1] Includes hub, wheel seals and wheel bearings—all systems require annual inspections and proper documentation to ensure full coverage.
[2] When installed by Meritor.
[3] Requires approved hubcap stating PreSet by Meritor on hubcap face.
[4] When specified with AxlePak5 wheel end system, coverage on MTIS thru-tee and stator is 5/Unl/P, 1/Unl/L.
[5] When specified with AxlePak7 wheel end system, coverage on MTIS thru-tee and stator is 7/Unl/P, 1/Unl/L.

(For brake components and ABS coverage, refer to appropriate product warranties.)

## TAG/Pusher Axles[1]

| | |
|---|---|
| TQ, TQD, TR, TRD Beam and Brackets | 5/750/P&L |

[1] For brake components and ABS Coverage, refer to appropriate product warranties.

## Meritor Tire Inflation System

| | |
|---|---|
| MTIS Components | 5/Unl/P, 1/Unl/L |

## Trailer Air Suspension Systems

| | |
|---|---|
| MPA38/40 (Tandem Axle Parallelogram)[1] | |
| Major Structural Components | 5/500/P, 1/100/L |
| Curbing Damage Warranty[2] | 5/500/P, 1/100/L |
| Height Control Valve | 1/100/P&L |
| Shock Absorbers | 2/200/P&L |
| Air Springs | 2/200/P, 1/100/L |
| Bushings | 5/P, 3/L |
| PinLoc Air Controls | 1/100/P&L |
| PinLoc Actuator | 3/300/P&L |
| MPA20 (Single Axle Parallelogram) | |
| Major Structural Components | 5/500/P, 1/100/L |
| Height Control Valve | 1/100/P&L |
| Shock Absorbers | 2/200/P&L |
| Air Springs | 2/200/P, 1/100/L |
| Bushings | 5/P, 3/L |
| MTA (Trailing Arm) | |
| Major Structural Components | 5/500/P, 1/100/L |
| Height Control Valve | 1/100/P&L |
| Shock Absorbers | 2/200/P&L |
| Air Springs & Rebound Straps | 2/200/P, 1/100/L |
| Bushings | 5/500/P, 3/300/L |

[1] Fastener torque coverage is limited to 2/Unl/P&L when torqued by Meritor

(For axle and ABS coverage, refer to appropriate product warranties.)

[2] "Curbing damage" is defined as deformation (bending, buckling, or breakage), caused by sudden impact with a curb or similar fixed object. Damage to the RideSentry slider box (the suspension sliding subframe, consisting of the frame rails, crossmembers, and central A-frame assembly), caused by accidental trailer impact with a curb or similar fixed object, is eligible for warranty coverage. Damage to other components or damage resulting from collision with another vehicle, rollover or fire is not covered under this provision. Warranty is not transferrable to another trailer VIN, and coverage does not apply if the trailer is deemed to be a total loss, scrapped, or otherwise not salvageable.

# GENERAL SERVICE WARRANTY INFORMATION

## General Service Vehicles

- Auto Hauler
- Beverage Truck
- Chip Hauler
- Cross Country Coach
- Flatbed
- Front Engine Commercial Chassis
- Front Engine Integral Coach
- General Freight
- Intercity Coach
- Intermodal Chassis
- Livestock Hauler
- Meat Packer
- Moving Van
- Municipal Truck
- Newspaper Delivery
- Pick-Up and Delivery
- Pipe Hauler
- Platform Auto Hauler
- Rear Engine Integral Coach
- Recreational Vehicles
- Refrigerated Freight
- School Bus
- Stake Truck
- Tanker
- Tanker Trailer
- Tour Bus
- Wrecker

## General Service Typically Is

- Lower mileage operations (less than 60,000 miles/year)
- Generally, on-road service (less than 10% off-road)
- An average of three (3) miles between starting and stopping

**Coverage under Meritor's warranty require that the application of products be properly approved pursuant to OEM and Meritor approvals. Refer to TP-9441 for axles, SP-8320 for trailer axles, TP-12126 for drivelines, and/or contact Meritor regarding specific application approval questions on any product line.**

## Front Non-Drive Steer Axles – 2/Unl/P&L

| | | | | | |
|---|---|---|---|---|---|
| FD-965 | FL-943 | MFS-8-163B-N | MFS-12E-132B-N | MFS-13-132C-N | MFS-16-143A-N |
| FF-941 | MFS-6-151A-N | MFS-10-122A | MFS-12-132C-N | MFS-13B-132B-N | MFS-18-133A-N |
| FF-942 | MFS-6-153B-N | MFS-10-143A-N | MFS-12E-132C-N | MFS-13B-132C-N | MFS-18-135A-N |
| FF-943 | MFS-6-162B-N | MFS-10-144A-N | MFS-12-143A-N | MFS-13-143A-N | MFS-18-193A-N |
| FF-944 | MFS-6-153C-N | MFS-12-122A-N | MFS-12-144A-N | MFS-13-144A-N | MFS-20-133A-N |
| FF-946 | MFS-6-162C-N | MFS-12E-122A-N | MFS-12E-143A-N | MFS-14-122A-N | MFS-20-135A-N |
| FF-961 | MFS-7-113C-N | MFS-12-122B-N | MFS-13-122A-N | MFS-14-124A-N | MFS-20-192A-N |
| FF-966 | MFS-7-153C-N | MFS-12E-122B-N | MFS-13-122B-N | MFS-14-143A-N | MFS-20-193A-N |
| FF-967 | MFS-7-163C-N | MFS-12-122C-N | MFS-13B-122B-N | MFS-14-144A-N | MFS-22-135A-N |
| FG-941 | MFS-8-113B-N | MFS-12E-122C-N | MFS-13-122C-N | MFS-16-122A-N | MFS-22H-135A-N |
| FH-941 | MFS-8-143A-N | MFS-12-124A-N | MFS-13B-122C-N | MFS-16-133A-N | MFS-22-193A-N |
| FH-946[1] | MFS-8-153B-N | MFS-12-132B-N | MFS-13-132B-N | MFS-16-135A-N | MFS-22H-193A-N |
| FL-941 | | | | | |

[1] Can also be used with reduced steer angles in tag position in Coach Applications.

## Front Drive/Non-Drive Steer Axles – 1/Unl/P&L

| | | |
|---|---|---|
| MX-08-130-FV (FSD-08A) | MX-16-130-FV (FSD-16A) | MX-21-130-SD (SDA-2100) |
| MX-10-130-FV (FSD-10A) | MX-18-130-FV (FSD-18A) | MX-23-130-FV (FSD-23A) |
| MX-12-130-FV (FSD-12A) | MX-18-130-SD (SDA-1800) | MX-23-130-SD (SDA-2300) |
| MX-13-130-FV (FSD-13A) | MX-20-130-FV (FSD-20A) | MX-29-130-FV (FSD-29A) |
| MX-14-130-FV (FSD-14A) | MX-21-130-FV (FSD-21A) | |

## Rear Drive Single Axles – 2/Unl/P&L

| | | | | |
|---|---|---|---|---|
| MS-17-13X | MS-21-14X | RC-23-160 | RS-24-160 | MS-30-616-SP |
| MS-17-14X | MS-21-144 | RC-23-161 | RC-25-160 | RS-35-380 |
| MS-19-13X | MS-23-17X | RC-23-162[1] | RS-26-185 | 71162 |
| MS-19-14X | RS-21-145/A | RC-23-165[1] | MS-26-616 | 71163 |
| RS-17-144/145/A | RS-21-160 | RS-23-160 | MS-26-616-SP | 79163 |
| RS-19-144/145/A | RC-22-145 | RS-23-161 | RS-30-185 | |
| MS-21-13X | RC-22-145/A | RS-23-186 | MS-30-616 | |

[1] 3/Unl/P&L if PreSet by Meritor.

## Rear Drive Tandem/Tridem Axles – 2/Unl/P&L

| | | | |
|---|---|---|---|
| MT-34-14X/P | MT-40-14XHE | RT-44-145/P | MT-58-616 |
| RT-34-144/P/A | MT-40-144/P | RT-46-169 | RT-58-185[1] |
| MT-40-14T/P | RT-40-145/A | MT-52-616 | MT-70-380 |
| MT-40-14X/P | MT-44-14X/P | RT-52-185[1] | RZ-188 |

[1] Each vehicle must have a Request for Application Recommendation (RAR) approved by Meritor prior to vehicle build. All RARs must identify the chassis number or VIN. Refer to Product Information Letter #303 and #396 for further details.

## Rear Drive Tandem/Tridem - 3/Unl/P&L

| | |
|---|---|
| RT-40-160/P | RT-50-160/P |
| RT-46-160/P | RZ-166 |
| RT-46-164EH/P | |

## Rear Drive Axles – 1/Unl/P&L

| | |
|---|---|
| 11170 | RND-14H |
| 523 | RND-16A |

## Drivelines

| | |
|---|---|
| RPL | 4/400/P, 1/Unl/P&L |
| MXL | 3/350/P, 1/Unl/P&L |
| 155N | 1/Unl/P |
| 92N | 1/Unl/P |

## Transmission – 1/Unl/P&L

| | |
|---|---|
| 516 | FAT 30 |

## PTO – 1/Unl/P&L

| | | |
|---|---|---|
| MPT-318 | MPT-526 | MPT-1702 |
| MPT-500 | MPT-531 | MPT-175 |
| MPT-510 | MPT-543 | MPT-185 |
| MPT-518 | MPT-170 | MPT-190 |

# GENERAL SERVICE WARRANTY INFORMATION

## Brake Components

| | |
|---|---|
| Cam Q Series Trailer Brakes | 3/Unl/P, 1/Unl/L |
| Cam P[3] | 2/200/P |
| Cam | 3/Unl/P |
| Q+ Drum Brake™ | 3/Unl/P&L |
| Q+ Drum Brake ™[3] | 2/200/P&L |
| ASA | 3/Unl/P |
| ASA[3] | 2/200/P |
| Hubs/Cast Drums and Other Wheel-end Components | 1/Unl/P |
| Hydraulic Disc Brakes | 1/Unl/P |
| All Other Brakes | 1/Unl/P |
| STEELite X30 Drum Brake™[2] | 12-Years or Wearable Life/P |
| EX+ Air Disc Brake™ | 2/Unl/P&L |

[1] Includes: bushing, seal, cam, ASA lubrication and wear coverage of 1/Unl/P.
[2] Based on stamped wear diameter max.
[3] Applies to Tour Bus and Cross Country Coach only.

## Trailer Axles

| | |
|---|---|
| Beam and Brackets[1] | 5/Unl/P, 1/Unl/L |
| Wheel End Systems[2] | |
| Standard System[3] | 1/Unl/P&L |
| AxlePak5[4] | 5/P&L |
| AxlePak7[5] | 7/P&L |

[1] 9000 Series is 3/Unl/P, 1/Unl/L
[2] Includes hub, wheel seals and wheel bearings—all systems require annual inspections and proper documentation to ensure full coverage.
[3] When installed by Meritor.
[4] When specified with AxlePak5 wheel end system, coverage on MTIS thru-tee and stator is 5/Unl/P, 1/Unl/L.
[5] When specified with AxlePak7 wheel end system, coverage on MTIS thru-tee and stator is 7/Unl/P, 1/Unl/L.

(For brake components and ABS coverage, refer to appropriate product warranties.)

## Chassis Axles (2000 Series/ChassiPak)

| | |
|---|---|
| Beam & Brackets | 6/Unl/P, 1/Unl/L |
| Wheel End Systems[1] | |
| Standard System | 1/Unl/P&L |
| AxlePak7 | 7/P&L |
| Beam and Brackets | 7/P, 1/L |

[1] Includes hub, wheel seals and wheel bearings—all systems require annual inspections and proper documentation to ensure full coverage.

## Trailer Air Suspension Systems

| | |
|---|---|
| MPA38/40 (Tandem Axle Parallelogram)[1] | |
| Major Structural Components | 5/Unl/P, 1/Unl/L |
| Curbing Damage Warranty[2] | 5/500/P, 1/100/L |
| Height Control Valve | 1/Unl/P&L |
| Shock Absorbers | 2/Unl/P&L |
| Air Springs | 2/Unl/P, 1/Unl/L |
| Bushings | 5/P, 3/L |
| PinLoc Air Controls | 1/Unl/P&L |
| PinLoc Air Actuator | 3/Unl/P&L |
| MPA20 (Single Axle Parallelogram) | |
| Major Structural Components | 5/Unl/P, 1/Unl/L |
| Height Control Valve | 1/Unl/P&L |
| Shock Absorbers | 2/Unl/P&L |
| Air Springs | 2/Unl/P, 1/Unl/L |
| Bushings | 5/P, 3/L |
| MTA (Trailing Arm) | |
| Major Structural Components | 5/Unl/P, 1/Unl/L |
| Height Control Valve | 1/Unl/P&L |
| Shock Absorbers | 2/Unl/P&L |
| Air Springs and Rebound Straps | 2/Unl/P, 1/Unl/L |
| Bushings[3] | 5/Unl/P, 3/Unl/L |

(For axle and ABS coverage, refer to appropriate product warranties.)
[1] Fastener torque coverage is limited to 2/Unl/P&L when torqued by Meritor
[2] "Curbing damage" is defined as deformation (bending, buckling, or breakage), caused by sudden impact with a curb or similar fixed object. Damage to the RideSentry slider box (the suspension sliding subframe, consisting of the frame rails, crossmembers, and central A-frame assembly), caused by accidental trailer impact with a curb or similar fixed object, is eligible for warranty coverage. Damage to other components or damage resulting from collision with another vehicle, rollover or fire is not covered under this provision. Warranty is not transferrable to another trailer VIN, and coverage does not apply if the trailer is deemed to be a total loss, scrapped, or otherwise not salvageable.
[3] Raw wood applications 3/Unl/P, 1/Unl/L

## TAG/Pusher Axles

| | |
|---|---|
| TQ, TQD, TR, TRD Beam and Brackets[1] | 3/Unl/P, 1/Unl/L |
| MC14002, MC16003, FH946 | 2/Unl/P&L |

(For brake components and ABS coverage, refer to appropriate product warranties.)
[1] 3/Unl/P&L if sold with PreSet by Meritor.

## Meritor® Tire Inflation System

| | |
|---|---|
| MTIS Components | 5/Unl/P, 1/Unl/L |

# HEAVY SERVICE/SPECIALTY VEHICLE WARRANTY INFORMATION

## Heavy Service/Specialty Vehicle

- Airport Rescue Fire Fighting (ARFF)
- Airport Shuttle*
- Asphalt Truck
- Block Truck
- Bottom Dump Trailer Combination
- Cementing Vehicle
- Commercial Pick-Up
- Concrete Pumper
- Construction Material Hauler
- Mixer
- Demolition
- Drill Rig
- Dump
- Equipment Hauling
- Flatbed Trailer Hauler
- Flatbed Truck
- Fracturing Truck
- Front Loader
- Geophysical Exploration
- Hopper Trailer Combinations
- Landscaping Truck
- Liquid Waste Hauler
- Log Hauling
- Lowboy
- Michigan Special Gravel Trains
- Michigan Special Log Hauler
- Michigan Special Steel Hauler
- Michigan Special Waste Vehicle
- Municipal Dump
- Rear Loader (Refuse)
- Recycling Truck
- Residential Pick-Up (Refuse)
- Rigging Truck
- Roll-Off
- Scrap Truck
- Semi-End Dump
- Sewer/Septic Vacuum
- Shuttle Bus*
- Side Loader
- Snowplow/Snowblower
- Steel Hauling
- Tanker
- Tank Truck
- Tractors with Pole Trailers
- Tractor/Trailer with Jeeps
- Transfer Dump
- Transfer Vehicle
- Utility Truck
- Winch Truck

*Commercial chassis only

## Heavy Service/Specialty Vehicle Typically Is

- Moderate mileage operation (less than 60,000 miles per year)
- On/Off road vocations (10% or more off-road)
- Moderate to frequent stops/starts (up to 10 stops per mile)

**Coverage under Meritor's warranty require that the application of products be properly approved pursuant to OEM and Meritor approvals. Refer to TP-9441 for axles, SP-8320 for trailer axles, TP-12126 for drivelines, and/or contact Meritor regarding specific application approval questions on any product line.**

## Front Drive/Non-Drive Steer Axles – 2/Unl/P&L

| | | | | | | |
|---|---|---|---|---|---|---|
| FD-965 | FL-941 | MFS-10-143A-N | MFS-12-143A-N | MFS-13-144A-N | MFS-18-193A-N | MX-12-120 |
| FF-941 | FL-943 | MFS-10-144A-N | MFS-12-144A-N | MFS-13-155 | MFS-20-133A-N | MX-12-120 EVO |
| FF-942 | MFS-6-151A-N | MFS-12-122 | MFS-12-155 | MFS-14-122 | MFS-20-135A-N | MX-14-120 |
| FF-943 | MFS-6-153B | MFS-12E-122 | MFS-13-122 | MFS-14-124A-N | MFS-20-192A-N | MX-16-120 |
| FF-944 | MFS-6-162B | MFS-12-122B-N | MFS-13-122B-N | MFS-14-143A-N | MFS-20-193A-N | MX-18-120 |
| FF-946 | MFS-6-162C | MFS-12E-122B-N | MFS-13B-122B-N | MFS-14-144A-N | MFS-22-135A-N | MX-17-140 |
| FF-961 | MFS-7-113C-N | MFS-12-122C-N | MFS-13-122C-N | MFS-16-122A-N | MFS-22H-135A-N | MX-19-140 |
| FF-966 | MFS-7-153C-N | MFS-12E-122C-N | MFS-13B-122C-N | MFS-16-133A-N | MFS-22-193A-N | MX-21-140 |
| FF-967 | MFS-7-163C-N | MFS-12-124A-N | MFS-13-132B-N | MFS-16-135A-N | MFS-22H-193A-N | MX-21-160 |
| FG-941 | MFS-8-113B-N | MFS-12-132B-N | MFS-13B-132B-N | MFS-16-143A-N | RF-16-145 | MX-23-160 |
| FG-943 | MFS-8-153B-N | MFS-12E-132B-N | MFS-13-132C-N | MFS-18-133A-N | RF-21-160 | MX-810 |
| FH-941 | MFS-8-163B-N | MFS-12-132C-N | MFS-13B-132C-N | MFS-18-135A-N | MX-10-120 | |
| FH-946 | MFS-10-122A | MFS-12E-132C-N | MFS-13-143A-N | MFS-18-192A-N | MX-10-120 EVO | |

## Front Drive/Non-Drive Steer Axles – 1/Unl/P&L

| | | |
|---|---|---|
| MX-08-130-FV (FSD-08A) | MX-16-130-FV (FSD-16A) | MX-21-130-SD (SDA-2100) |
| MX-10-130-FV (FSD-10A) | MX-18-130-FV (FSD-18A) | MX-23-130-FV (FSD-23A) |
| MX-12-130-FV (FSD-12A) | MX-18-130-SD (SDA-1800) | MX-23-130-SD (SDA-2300) |
| MX-13-130-FV (FSD-13A) | MX-20-130-FV (FSD-20A) | MX-29-130-FV (FSD-29A) |
| MX-14-130-FV (FSD-14A) | MX-21-130-FV (FSD-21A) | |

## Rear Drive Single Axles – 2/Unl/P&L

| | | | |
|---|---|---|---|
| MS-17-14X | RS-21-160 | RS-24-160 | MS-35-380 |
| RS-17-144/145/A | RC-22-145 | RS-25-160 | RS-38-380 |
| MS-19-14X | RC-23-160 | MS-26-616 | RC-25-160 |
| RS-19-144 | RH-23-160 | MS-26-616-SP | RC-26-633 |
| MS-21-114 | RS-23-160 | RS-26-185/380 | MT-58-616 |
| MS-21-14X | RC-23-161 | MS-30-616 | MT-58-616-SP |
| RS-21-145 | RS-23-161 | MS-30-616-SP | |
| RS-21-145/A | RS-23-186/380 | RS-30-185/380 | |

## Rear Drive Axles – 1/Unl/P&L

| | |
|---|---|
| 11170 | RND-14H |
| 523 | RND-16A |

## Drivelines

| | |
|---|---|
| RPL | 3/Unl/P, 1/Unl/P&L |
| 92N | 1/Unl/P&L |
| MXL | 1/Unl/P&L |

## Transmission – 1/Unl/P&L

516
FAT 30

## PTO – 1/Unl/P&L

| | | |
|---|---|---|
| MPT-318 | MPT-526 | MPT-1702 |
| MPT-500 | MPT-531 | MPT-175 |
| MPT-510 | MPT-543 | MPT-185 |
| MPT-518 | MPT-170 | MPT-190 |

# HEAVY SERVICE/SPECIALTY VEHICLE WARRANTY INFORMATION

## Rear Drive Tandem/Tridem Axles – 2/Unl/P&L

MT-34-14X/P
RT-34-144/P/A
MT-40-14X/P
RT-40-145/A
MT-44-14X/P
RT-44-145/P
RT-46-169
RT-58-160
MT-52-616
MT-52-616-SP
RT-52-185/380[1,2]
MT-58-616
MT-58-616-SP
RT-58-185/380[1,2]
RT-70-380
MT-70-380
RZ-188

[1] Axle model designated will vary according to options and variations specified on these axles. Contact Meritor Axle Applications Engineering for details.
[2] Each vehicle must have a Request for Application Recommendation (RAR) approved by Meritor prior to vehicle build. All RARs must identify the chassis number or VIN. Refer to Product Information Letter #303 and #396 for further details.

## Brake Components

| | |
|---|---|
| Cam P | 3/Unl/P |
| Cam P[3] | 2/100/P |
| Cam Cast Plus™ | 2/100/P&L |
| Q+ Drum Brake™ | 3/Unl/P&L |
| Q+ Drum Brake™[2] | 2/100/P&L |
| ASA | 3/Unl/P |
| ASA[2] | 2/100/P |
| Hubs/Cast Drums and Other Wheel-end Components | 1/Unl/P |
| Hydraulic Disc Brakes | 1/Unl/P |
| All Other Brakes | 1/Unl/P |
| EX+ Air Disc Brake | 2/100/P&L |

[1] Based on stamped wear diameter max.
[2] Applies to City Bus, Trolley, Shuttle Bus and Airport Shuttle only.
[3] Warranty for all non-Meritor ASAs supplied by Meritor for all Heavy Service vocations is 1/100/P.

## Rear Drive Tandem/Tridem - 3/Unl/P&L

RT-40-160/P/A[3]
RT-46-160/P/A[1,3]
RT-46-164EH/P/A[2,3]
RT-50-160/P/A[3]
RZ-166

[1] U.S. only. Canadian warranty = 1/Unl/P for combination vehicles only.
[2] Axle model designated will vary according to options and variations specified on these axles. Contact Meritor Axle Applications Engineering for details.
[3] Each vehicle must have a Request for Application Recommendation (RAR) approved by Meritor prior to vehicle build. All RARs must identify the chassis number or VIN. Refer to Product Information Letter #303 and #396 for further details.

## Meritor Tire Inflation System

| | |
|---|---|
| MTIS Components | 5/Unl/P, 1/Unl/L |

## Trailer Air Suspension Systems

| | |
|---|---|
| MTA (Trailing Arm) | |
| Major Structural Components[1] | 5/Unl/P, 1/Unl/L |
| Height Control Valve | 1/Unl/P&L |
| Shock Absorbers | 2/Unl/P&L |
| Air Springs | 2/Unl/P, 1/Unl/L |
| Bushings[1] | 5/Unl/P, 3/Unl/L |

[1] Raw wood applications 3/Unl/P, 1/Unl/L

(For axle and ABS coverage, refer to appropriate product warranties.)

## Trailer Axles

| | |
|---|---|
| Beam and Brackets[1] | 5/Unl/P, 1/Unl/L |
| Wheel End Systems[2] | |
| Standard System[3] | 1/Unl/P&L |

[1] 9000 Series is 3/Unl/P, 1/Unl/L.
[2] Includes hub, wheel seals and wheel bearings—all systems require annual inspections and proper documentation to ensure full coverage.
[3] When installed by Meritor.

(For brake components and ABS coverage, refer to appropriate product warranties.)

## Gearboxes – 1/Unl/P&L

MGX-240
MGX-279
MGX-279D
MGX-280
MGX-285
MGX-292
MGX-314
MGX-376
MGX-377
MGX-378
MGX-380
MGX-384
MGX-402
MGX-413
MGX-448
MGX-456
MGX-478
MGX-480
MGX-487
MGX-488
MGX-505
MGX-506
MGX-514
MGX-519
MGX-520
MGX-522
MGX-524
MGX-527
MGX-528
MGX-533
MGX-534
MGX-536
MGX-537
MGX-541
MGX-545
MGX-546
MGX-550

## Transfer Cases – 1/Unl/P

MTC-4213
MTC-4210
MTC-4208
MTC-4206-FV (TC-38)
MTC-3106-FV (TC-137)
MTC-3111 (T-2111)
MTC-3112-CV (529 & 548C)
MTC-3116 (T-2111)
MTC-3118-FV (TC-180 & TC-180-23)
MTC-3118-CV (358)
MTC-3120-FV (TC-143)
MTC-3124 (T-2119)
MTC-3205-GV (MTC-25/247)
MTC-3205-GV (MTC-25/350)
MTC-3205-GV (RTC-25/350)
MTC-3206-FV (TC-237)
MTC-3206-CS (544)
MTC-3208-GV (RTC-50)
MTC-3209-GV (RTC-60/420)
MTC-3209-GV (RTC-60/380)
MTC-3209-GV (MTC-60/420)
MTC-3209-GV (MTC-60/380)
MTC-3212-CV (315 & 548B)
MTC-3312-FV (TC-270)
MTC-3220-FC (TC-142)
MTC-2212-CV (306)

# FIRE AND EMERGENCY WARRANTY INFORMATION

## Fire and Emergency Vehicles

- Aerial Ladder Truck
- Aerial Platform
- Ambulance
- Command Vehicle
- Crash Fire Rescue (CFR)
- Pumper
- Rapid Intervention Vehicle (RIV)
- Tanker

## Fire and Emergency Typically Is

- Lower mileage operations (less than 20,000 miles/year)
- Generally, on-road service (less than 10% off-road)
- An average of three (3) miles between starting and stopping

**Coverage under Meritor's warranty require that the application of products be properly approved pursuant to OEM and Meritor approvals. Refer to TP-9441 for axles, TP-12126 for drivelines, and/or contact Meritor regarding specific application approval questions on any product line.**

## Front Non-Drive Steer Axles – 5/Unl/P&L

| | | |
|---|---|---|
| FL-941 | MFS-18-193A-N | MFS-22-135A-N |
| FL-943 | MFS-20-133A-N | MFS-22H-135A-N |
| MFS-18-133A-N | MFS-20-135A-N | MFS-22-193A-N |
| MFS-18-135A-N | MFS-20-193A-N | MFS-22H-193A-N |

## Front Drive Steer Axles – 2/Unl/P&L

| | | |
|---|---|---|
| MX-19140 | MX-21160 | MX-23810 |
| MX-21140 | MX-23160 | |

## Rear Drive Single Axles – 5/Unl/P&L

| | | | |
|---|---|---|---|
| RC-23-160 | RS-23-186 | RS-26-185 | RS-25-160 |
| RS-23-160 | RS-24-160 | RS-30-185 | |
| RS-23-161 | RC-25-160 | RS-35-380 | |

[1] 3/Unl/P&L if PreSet by Meritor.

## Rear Drive Tandem/Tridem Axles – 5/Unl/P&L

| | | |
|---|---|---|
| MT-40-14X/P | RT-44-145/P | MT-52-616 |
| MT-40-144/P | RT-46-160/P | RT-52-185[1] |
| RT-40-145/A | RT-46-164EH/P | MT-58-616 |
| RT-40-160/P | RT-46-169 | RT-58-185[1] |
| MT-44-14X/P | RT-50-160/P | MT-70-380 |

[1] Each vehicle must have a Request for Application Recommendation (RAR) approved by Meritor prior to vehicle build. All RARs must identify the chassis number or VIN. Refer to Product Information Letter #303 and #396 for further details.

## Brake Components

| | |
|---|---|
| Cam | 3/Unl/P |
| Q+ Drum Brake™ | 3/Unl/P&L |
| ASA | 3/Unl/P |
| Hubs/Cast Drums and Other Wheel-end Components | 1/Unl/P |
| Hydraulic Disc Brakes | 1/Unl/P |
| All Other Brakes | 1/Unl/P |
| EX+ Air Disc Brake™ | 2/Unl/P&L |

[1] Includes: bushing, seal, cam, ASA lubrication and wear coverage of 1/Unl/P.

## Drivelines

| | |
|---|---|
| RPL | 4/400/P, 1/Unl/L |
| MXL | 3/350/P, 1/Unl/L |
| 155N | 1/Unl/P |
| 92N | 1/Unl/P |

## Transfer Cases – 1/Unl/P

| | |
|---|---|
| MTC-4208 | MTC-3111 (T-2111) |
| MTC-4210 | MTC-3116 (T-2111) |
| MTC-4213 | MTC-3124 (T-2119) |

# TRANSIT BUS WARRANTY INFORMATION

## Transit Bus Vehicles

- Airport Shuttle
- City Bus
- Commuter Coach
- Shuttle Bus
- Transit Bus
- Trolley

## Transit Bus Typically Is

- Moderate mileage operation (less than 50,000 miles per year)
- Moderate to frequent stops/starts (up to 10 stops per mile)

**Coverage under Meritor's warranty require that the application of products be properly approved pursuant to OEM and Meritor approvals. Refer to TP-9441 for axles, TP-12126 for drivelines, and/or contact Meritor regarding specific application approval questions on any product line.**

## Front Drive/Non-Drive Steer Axles – 5/300/P&L

| | |
|---|---|
| FH-946 | MFS-12-155 |
| FH-941[1] | MFS-13-155 |

[1] Commuter coach only – 2/Unl/P&L

## Rear Drive Single Axles – 5/300/P&L

| | | |
|---|---|---|
| RS-23-160 | 79163 | RS-21-160 |
| RC-23-161 | RC-23-162[1] | |
| 71163 | RC-23-165[1] | |

[1] Commuter coach only – 2/Unl/P&L

## Brake Components

| | |
|---|---|
| Cam Cast Plus™ | 2/100/P&L |
| Q+ Drum Brake™[1] | 2/100/P&L |
| ASA[1] | 2/100/P |
| Hubs/Cast Drums and Other Wheel-end Components | 1/Unl/P |
| All Other Brakes | 1/Unl/P |
| EX+ Air Disc Brake | 2/100/P&L |

[1] Applies to City Bus, Trolley, Shuttle Bus and Airport Shuttle only.

## Drivelines

| | |
|---|---|
| RPL | 3/Unl/P, 1/Unl/L |
| 92N | 1/Unl/P&L |
| MXL | 1/Unl/P&L |

## Tag Axles – 2/Unl/P&L

MC-14002
MC-16003
FH-946

## Center Non-drive Axles – 5/300/P&L

MC-26000
71063
79063

# OFF-HIGHWAY SERVICE WARRANTY INFORMATION

## Industrial And Off-Highway Service Vehicles

- Load-On/Load-Off
- Port Tractor
- Rail Yard Spotter
- Roll-On/Roll-Off
- Stevedoring Tractor
- Trailer Spotter
- Yard Jockey
- All-Terrain Crane
- Rough Terrain Crane
- Forestry
- Material Handling
- Specialized Heavy Haul
- Specialized Mining
- Excavator
- Compactor
- Fertilizer Spreader
- Snow Blower
- Mining
- Rail Car Mover
- Loader
- Tow Tractor
- Pushback Tractor

## Industrial And Off-Highway Service Typically Is

- Low mileage operation
- Low speed vehicle speed restriction
- Vehicles are **not** typically licensed for highway use
- Six (6) starts/stops per mile (typical)

**Coverage under Meritor's warranty require that the application of products be properly approved pursuant to OEM and Meritor approvals. Contact Meritor regarding specific application approval questions on any product line.**

## Drivelines – 1/Unl/P

RPL
MXL

## Front Non-Drive Steer Axles – 1/Unl/P

| | | |
|---|---|---|
| FF - 941 | MFS-12-144A-N | MFS-18-193A-N |
| FF - 943 | MFS-13-143A-N | MFS-20-133A-N |
| FF - 961 | MFS-13-144A-N | MFS-20-135A-N |
| FF - 966 | MFS-14-143A-N | MFS-20-192A-N |
| FG - 941 | MFS-16-122A-N | MFS-20-193A-N |
| FG - 943 | MFS-16-133A-N | MFS-22-135A-N |
| FL - 941 | MFS-16-135A-N | MFS-22H-135A-N |
| FL - 943 | MFS-16-143A-N | MFS-22-193A-N |
| FN - 951 | MFS-18-133A-N | MFS-22H-193A-N |
| MFS-12-143A-N | MFS-18-135A-N | MON-ZO FAMILY |

## Brake Components

| | |
|---|---|
| Cam P | 3/Unl/P |
| Q+ Drum Brake™ | 3/Unl/P&L |
| ASA | 3/Unl/P |
| Hubs/Cast Drums and Other Wheel-end Components | 1/Unl/P |
| Hydraulic Disc Brakes | 1/Unl/P |
| All Other Brakes | 1/Unl/P |

## Planetary Axles – 1/Unl/P

| | | | |
|---|---|---|---|
| MOB | MOF | MOS | MOZ |
| MOC | MOG | MOT | |
| MOD | MOH | MOX | |
| MOE | MOR | MOY | |

## Gearboxes – 1/Unl/P&L

| | | | | | |
|---|---|---|---|---|---|
| MGX-240 | MGX-376 | MGX-448 | MGX-506 | MGX-528 | MGX-546 |
| MGX-279 | MGX-377 | MGX-456 | MGX-514 | MGX-533 | MGX-550 |
| MGX-279D | MGX-378 | MGX-478 | MGX-519 | MGX-534 | |
| MGX-280 | MGX-380 | MGX-480 | MGX-520 | MGX-536 | |
| MGX-285 | MGX-384 | MGX-487 | MGX-522 | MGX-537 | |
| MGX-292 | MGX-402 | MGX-488 | MGX-524 | MGX-541 | |
| MGX-314 | MGX-413 | MGX-505 | MGX-527 | MGX-545 | |

## Transfer Cases – 1/Unl/P

| | | | |
|---|---|---|---|
| MTC-4213 | MTC-3116 (T-2111) | MTC-3205-GV (RTC-25/350) | MTC-3209-GV (MTC-60/380) |
| MTC-4210 | MTC-3118-FV (TC-180 & TC-180-23) | MTC-3206-FV (TC-237) | MTC-3212-CV (315 & 548B) |
| MTC-4208 | MTC-3118-CV (358) | MTC-3206-CS (544) | MTC-3312-FV (TC-270) |
| MTC-4206-FV (TC-38) | MTC-3120-FV (TC-143) | MTC-3208-GV (RTC-50) | MTC-3220-FC (TC-142) |
| MTC-3106-FV (TC-137) | MTC-3124 (T-2119) | MTC-3209-GV (RTC-60/420) | MTC-2212-CV (306) |
| MTC-3111 (T-2111) | MTC-3205-GV (MTC-25/247) | MTC-3209-GV (RTC-60/380) | |
| MTC-3112-CV (529 & 548C) | MTC-3205-GV (MTC-25/350) | MTC-3209-GV (MTC-60/420) | |

# TERMS AND CONDITIONS

## Coverage Exclusions

### Product Description

**All**
The cost of any repairs, replacements or adjustments to a covered component (1) associated with noise; (2) resulting from the use or installation of non-genuine Meritor components or materials; (3) due to vibration associated with improper operation or misapplication of drivetrain components; and (4) damage resulting from corrosion.

For axle assemblies supplied by Meritor with suspension and interface brackets designed and/or attached by non-Meritor parties, Meritor warranty coverage does not apply to the brackets, bracket attachment methods, and field issues caused by brackets or bracket attachments to any covered component unless specified in a separate OEM agreement.

**Front Axles**
King Pin Bushings.

**Rear Axles**
Self-contained traction equalizers and oil filters. The use of NoSPIN differentials will result in the exclusion of axle shafts from warranty considerations. NoSPIN is a product of Eaton.

**ASA**
Boot and bushing. Bent, broken, over-torqued, missing or otherwise damaged pawl assemblies.

**Cam Brake**
Brake lining wear and brake shoe "rust-jacking."

**Disc Brake**
Pad wear, rotor wear.

## Coverage Limitations

### Product Description

**All**
Any claim beyond 60 days from date of repair will not be accepted or honored under this warranty program. Products purchased on an incomplete vehicle (glider) are limited to one year, unlimited miles parts only (1/Unl/P).

**Front Axles**
Tie rod and tie rod ends limited to 3-year/300,000-mile or published vocational coverage, whichever is less. Wheel seals, gaskets and wheel bearings are covered for 1 year/unlimited miles if the wheel end equipment is supplied and assembled by Meritor.

**Rear Axles**
Pinion and through shaft seals limited to 3-year/300,000-mile or published vocational coverage, whichever is less, if yoke is installed by Meritor. If yoke is not installed by Meritor, then Meritor does not warrant pinion seals. Wheel seals, gaskets and wheel bearings are covered for 1 year/unlimited miles if the wheel end equipment is supplied and assembled by Meritor.

**Rear Axles**
The Meritor® breather part number A-2297-C-8765 with A-3196-J-1336 hose must be used for eligibility of any potential warranty consideration relating to contamination and/or loss of lube in axles.

**Cam Brake**
Limited to bracket, brake spider and camshaft structural integrity.

**STEELite X30**
Wearable life is up to the discard diameter of the drum.

**Disc Brake**
Warranty coverage for boots, seals, bushings and pins is 2/200/P. Warranty coverage for pads is 1/100/P.

Warranty coverage on vehicles with 1,850 lb-ft engine torque and over may be reduced on individual drivetrain components. Contact your Meritor representative for specific details.

# TERMS AND CONDITIONS

**(1) What is Covered by this Commercial Warranty?**
Meritor Heavy Vehicle Systems, LLC warrants to the owner ("Owner") that the components listed in this publication, which have been installed by an Original Equipment Manufacturer ("OEM") as original equipment in vehicles licensed for on-highway use, will be free from defects in material and workmanship. This warranty coverage begins only after the expiration of the OEM's vehicle warranty for the applicable covered components. Warranty coverage ends at the expiration of the applicable time period from the date of vehicle purchase by the first Owner, or, the applicable mileage limitation, whichever occurs first. Duration of coverage varies by component and vocation as detailed elsewhere in this warranty statement.

Some components are warranted for parts only and the Owner must pay any labor costs associated with the repair or replacement of the component. Other components are warranted for both parts and reasonable labor to repair or replace the subject component. Components (whether new, used or remanufactured) installed as replacements under this warranty are warranted only for the remainder of the original period of time or mileage under the original warranty.

For certain components, coverage requires the use of specific extended drain interval or synthetic lubricants. For further information about lubrication and maintenance, see Meritor publication Maintenance Manual Number I and the applicable Meritor maintenance manual for the product in question. Other conditions and limitations applicable to this warranty are detailed below.

**(2) Designation of Vocational Use Required.**
To obtain warranty coverage, each Owner must notify Meritor through the OEM new truck and/or trailer dealer of the intended vocational use of the vehicle into which the Meritor components have been incorporated prior to the vehicle in-service date. This notification may be accomplished by registering the vehicle through your OEM new truck and/or trailer dealer or with Meritor directly. Failure to notify Meritor of (I) the intended vocational use of the vehicle or (II) a change in vocational use from that which was originally designated, will result in the application of a one year, unlimited mileage, parts only warranty (1/Unl/P) from the initial in-service date.

A second Owner and each subsequent Owner must also notify Meritor as to the intended vocational use of the vehicle. This notification can be sent directly to Meritor or through the OEM new truck and/or trailer dealer. The duration and mileage coverage of this warranty cannot exceed the coverage extended to the first Owner after his or her initial designation of vocational use.

Coverage under Meritor's warranty requires that the application of products be properly approved pursuant to OEM and Meritor approvals. Refer to TP-9441 for axles, SP-8320 for trailer axles, TP-12126 for drivelines, and/or contact Meritor regarding specific application approval questions on any product line.

**(3) What is the Cost of this Warranty?**
There is no charge to the Owner for this warranty.

**(4) What is not Covered by this Warranty?**
This warranty does not cover normal wear and tear; nor does it cover a component that fails, malfunctions or is damaged as a result of (I) improper installation, adjustment, repair or modification (including the use of unauthorized attachments or changes or modification in the vehicle's configuration, usage, or vocation from that which was originally approved by Meritor), (II) accident, natural disaster, abuse, or improper use (including loading beyond the specified maximum vehicle weight or altering engine power settings to exceed the axle and/or driveline capacity), or (III) improper or insufficient maintenance (including deviation from approved lubricants, change intervals, or lube levels). This warranty does not cover any component or part that is not branded by Meritor. For vehicles that operate full or part time outside of the United States and Canada, a one year, unlimited mileage, parts only warranty (1/Unl/P) will apply.

**(5) Remedy.**
The exclusive remedy under this warranty shall be the repair or replacement of the defective component at Meritor's option. Meritor reserves the right to require that all applicable failed materials are available and/or returned to Meritor for review and evaluation.

**(6) Disclaimer of Warranty.**
THIS WARRANTY IS EXPRESSLY IN LIEU OF ALL OTHER WARRANTIES OR CONDITIONS, EXPRESSED, IMPLIED OR STATUTORY INCLUDING ANY IMPLIED WARRANTY OF MERCHANTABILITY OR FITNESS FOR PARTICULAR PURPOSE.

**(7) Limitation of Remedies.**
In no event shall Meritor be liable for special, incidental, indirect, or consequential damages of any kind or under any legal theory, including, but not limited to, towing, downtime, lost productivity, cargo damage, taxes, or any other losses or costs resulting from a defective covered component.

**(8) To Obtain Service.**
If the Owner discovers within the applicable coverage period a defect in material or workmanship, the Owner must promptly give notice to either Meritor or the dealer from which the vehicle was purchased. To obtain service, the vehicle must be taken to any participating OEM new truck and/or trailer dealer or authorized Meritor service location. The dealer will inspect the vehicle and contact Meritor for an evaluation of the claim. When authorized by Meritor, the dealer will repair or replace during the term of this warranty any defective Meritor component covered by this warranty.

**(9) Entire Agreement.**
This is the entire agreement between Meritor and the Owner about warranty and no Meritor employee or dealer is authorized to make any additional warranty on behalf of Meritor. This agreement allocates the responsibilities for component failure between Meritor and the Owner.

Product models, brands, names and trademarks depicted herein are the property of their respective owners and, except where otherwise indicated, are not in any way associated with Meritor Heavy Vehicle Systems, LLC, or any parent or affiliate, thereof.

MERITOR

Meritor Heavy Vehicle Systems, LLC
2135 West Maple Road
Troy, Michigan 48084 USA

For more information:
call Ontrac at 866-668-7221
or visit meritor.com

©2018 Meritor, Inc.
Litho in USA, SP-95155
Revised 1-19 (47865/11900)

Pierce

Fire and Rescue Apparatus

# Three (3) Year Material and Workmanship
# Meritor Wabco ABS Brake System
# Limited Warranty

## 1. LIMITED WARRANTY

Subject to the limitations and exclusions set forth below, Pierce Manufacturing provides the following warranty to the Buyer:

| | |
|---|---|
| **Coverage:** | **The Meritor Wabco ABS brake system shall be covered by Meritor Wabco as indicated in the attached Meritor Wabco warranty coverage description** |
| **Warranty Begins:** | **The date of the original purchase invoice (issued when the product ships from the factory).** |
| **Warranty Period Ends After:** | **Three (3) Year** |
| **Conditions and Exclusions:**<br><br>**See Also Paragraphs 2 thru 4** | **The exclusions listed in the attached Meritor Wabco warranty description shall apply.** |

This limited warranty shall apply only if the product is properly maintained in accordance with Pierce's maintenance instructions and manuals and is used in service which is normal to the particular model. Normal service means service which does not subject the product to stresses or impacts greater than normally result from careful use. If the Buyer discovers a defect or nonconformity, it must notify Pierce in writing within thirty (30) days after the date of discovery, but in any event prior to the expiration of the warranty period. THIS LIMITED WARRANTY MAY NOT BE ASSIGNED OR OTHERWISE TRANSFERRED BY THE BUYER TO ANY SUBSEQUENT USER OR PURCHASER OR TO ANY OTHER PERSON OR ENTITY.

Notwithstanding anything to the contrary herein, Pierce makes no warranty whatsoever as to:

(a) any integral parts, components, attachments or trade accessories of or to the product that are not manufactured by Pierce, including but not limited to engines, transmissions, drivelines, axles, water pumps and generators; with respect to all such parts, components, attachments and accessories, Pierce shall assign to Buyer the applicable warranties, if any, made by the respective manufacturers thereof;

(b) any vehicle, chassis, or component, part, attachment or accessory damaged by misuse, neglect, fire, exposure to severe environmental or chemical conditions, acidic environment, improper maintenance, accident, crash, or force majeure such as natural disaster, lightning, earthquake, windstorm, hail, flood, war or riot;

(c) any vehicle, chassis or component, part, attachment or accessory that has been repaired, altered or assembled in any way by any person or entity other than Pierce which, in the sole judgment of Pierce, adversely affects the performance, stability or purpose for which it was manufactured; or

(d) products or parts which may in the ordinary course wear out and have to be replaced during the warranty period, including, but not limited to, tires, fluids, gaskets and light bulbs. Pierce assumes no responsibility for the assembly of its parts or subassemblies into finishing products or vehicles unless the assembly is performed by Pierce.

The original purchaser may void this warranty in part or in its entirety if the product is repaired or replaced (a) without prior written approval of the Pierce Customer Service Department; or (b) at a facility which has not been approved by Pierce as to technical capability. Any repairs, modifications, alterations or aftermarket parts added after manufacture without the authorization of Pierce may void this warranty.

## 2. DISCLAIMERS OF WARRANTIES

THE WARRANTY SET FORTH IN PARAGRAPH 1 IS THE SOLE AND EXCLUSIVE WARRANTY GIVEN BY PIERCE. PIERCE HEREBY DISCLAIMS AND EXCLUDES ALL OTHER WARRANTIES, WHETHER EXPRESS, IMPLIED OR STATUTORY, INCLUDING WITHOUT LIMITATION ANY WARRANTY OF MERCHANTABILITY, ANY WARRANTY OF FITNESS FOR A PARTICULAR PURPOSE, AND ANY WARRANTIES ARISING FROM COURSE OF DEALING OR USAGE OF TRADE.

## 3. BUYER'S EXCLUSIVE REMEDY.

If the product fails to conform to the warranty set forth in paragraph 1 during the warranty period, and such nonconformity is not due to misuse, neglect, accident or improper maintenance, Buyer must notify Pierce within the time period specified in paragraph 1, and shall make the product available for inspection by Pierce or its designated agent. At the request of Pierce, any allegedly defective product shall be returned to Pierce by Buyer for examination and/or repair. Buyer shall be responsible for the cost of such transportation, and for risk of loss of or damage to the product during transportation. Within a reasonable time, Pierce shall repair or replace (at Pierce's option and expense) any nonconforming or defective parts. Repair or replacement shall be made only by a facility approved in advance in writing by Pierce. THIS REMEDY SHALL BE THE EXCLUSIVE AND SOLE REMEDY FOR ANY BREACH OF WARRANTY.

## 4. EXCLUSION OF CONSEQUENTIAL AND INCIDENTAL DAMAGES.

Notwithstanding anything to the contrary herein or in any agreement between Pierce and Buyer, IN NO EVENT SHALL PIERCE BE LIABLE FOR ANY CONSEQUENTIAL, INCIDENTAL, SPECIAL, INDIRECT, OR PUNITIVE DAMAGES WHATSOEVER, WHETHER ARISING OUT OF BREACH OF CONTRACT, WARRANTY, TORT (INCLUDING NEGLIGENCE AND STRICT LIABILITY) OR OTHER THEORY OF LAW OR EQUITY, WITH RESPECT TO VEHICLES OR OTHER PRODUCTS SOLD BY PIERCE, OR THEIR OPERATION OR FAILURE TO OPERATE, OR ANY DEFECTS THEREIN, OR ANY UNDERTAKINGS, ACTS OR OMISSIONS RELATED THERETO, REGARDLESS OF WHETHER PIERCE HAS BEEN INFORMED OF THE POSSIBILITY OF ANY SUCH DAMAGES. Without limiting the generality of the foregoing, Pierce specifically disclaims any liability for property or personal injury damages, penalties, damages for lost profits or revenues, loss of vehicles or products or any associated equipment, cost of substitute vehicles or products, down-time, delay damages, any other types of economic loss, or for any claims by any third party for any such damages.

*Note: Any Surety Bond, if a part of the sale of the vehicle as to which this limited warranty is provided, applies only to this Pierce Basic One Year Limited Warranty for such vehicle, and not to other warranties made by Pierce in a separate document (if any) or to the warranties (if any) made by any manufacturer (other than Pierce) of any part, component, attachment or accessory that is incorporated into or attached to the vehicle.*

# WARRANTY

## MODEL YEAR 2021 VEHICLES

Warranty coverage is essential to protecting your investment. But understanding the full details of your coverage can be challenging. This straightforward approach allows you, our valued customer, to better understand how your specific vehicle applications will be covered in your region. Our component warranty coverage is provided according to vocation/usage categories listed below.

- Linehaul covers high mileage operation (over 60,000 miles/year) on well-maintained major highways of concrete or asphalt construction.
- General Service covers moderate mileage operations (less than 60,000 miles/year) on well-maintained public roads (less than 10 percent off-road) typically with less than three (3) stops per mile.
- Heavy Service (Vocational) covers vehicles with more than 10 percent off-road OR moderate to frequent starts/stops typically with more than three (3) stops per mile.
- Off-Highway Service covers lower mileage operations. Vehicles are not typically licensed for highway use.

| How to Read Warranty Coverage (Example) | | |
|---|---|---|
| Number of Years | Mileage (in thousands) Unl=Unlimited | P=Parts Only P&L=Parts & Labor |
| 3 | 300 | P |

- The standard aftermarket warranty for WABCO products - including WABCO Original parts, WABCO Reman Solutions, ProVia quality aftermarket parts and WABCO retrofit solutions - is one year, parts only from in-service date when purchased from ZF distributor networks or its affiliates and/or subsidiaries.

WABCO

# LINEHAUL/GENERAL SERVICE WARRANTY INFORMATION

## LINEHAUL/GENERAL SERVICE VEHICLES

- Aerial Ladder Truck
- Aerial Platform
- Ambulance
- Auto Hauler
- Beverage Truck
- Bulk Hauler
- Chip Hauler (Truck)
- Cross Country Coach
- Doubles
- Flatbed
- Front Engine Commercial Chassis
- Front Engine Integral Coach
- General Freight
- Grain Hauler
- Intercity Coach
- Intermodal Chassis
- Livestock Hauler
- Meat Packer
- Moving Van
- Municipal Truck
- Pipe Hauler
- Platform Auto Hauler
- Pumper
- Rear Engine Integral Coach
- Recreational Vehicles
- Refrigerated Freight
- School Bus
- Stake Truck
- Tanker
- Tanker Truck
- Triples
- Tour Bus
- Wrecker

## LINEHAUL TYPICALLY IS

- High mileage operation (over 60,000 miles/year)
- Well maintained major highways of concrete or asphalt construction

## GENERAL SERVICE TYPICALLY IS

- Moderate mileage operations (less than 60,000 miles/year)
- Well maintained public roads (less than 10% off-road)
- Less than three (3) stops per mile

| WABCO Components[1] | |
|---|---|
| **Air Management** | |
| Air Brake Valves | 1/100/P&L |
| Trailer Lift Axle Control Valve | |
| Trailer Control Line Filter[3] | |
| Air Compressors (ALL)[2] | 2/200/P&L |
| Air Dryers (ALL) | 3/300/P&L |
| **Aerodynamics** | |
| OptiFlow® TrailerSkirt | 2/UnU/P |
| OptiFlow® Trailer Tail and AutoTail | 2/Unl/P |
| **Braking Systems** | |
| ABS (Anti-Lock Braking System) Air | 3/300/P&L |
| ABS (Anti-Lock Braking System) Hydraulic | |
| Electronic Braking System (EBS) | |
| Electronic Stability Control (ESC) | |
| Roll Stability Control (RSS) | |
| Trailer Roll Stability Support (RSS) | |
| Trailer ABS (Anti-Lock Braking System)[3] | |
| **Driveline Suspension Control** | |
| Clutch Controls | 2/200/P&L |
| Leveling Valves | 1/100/P&L |
| OptiRide® Automated Manual Transmission (AMT) | |
| OptiRide® Electronically Controlled Air Suspension (ECAS) | 3/300/P&L |

| WABCO Components[1] (cont.) | |
|---|---|
| **Safety** | |
| OnGuardACTIVE® | 3/300/P&L |
| OnLane® | |
| OnLaneALERT® | |
| OnSide® | |
| Trailer SafeStart™ | |
| Trailer TailGUARD™ | |
| **Telematics** | |
| TrailerCAST™ Telematics Device | 3/300/P&L |
| **Wheel End Solutions** | |
| EasyFit™ Slack Adjuster | 6/600/P |
| MAXXUS™ Truck Air Disc Brake | 5/500/P&L |
| IVTM - Wheel Module | 6/P |
| IVTM - All Other Products | 2/P |
| Pan 17 and 19 Air Disc Brake | 2/Unl/P and 1/Unl/L |
| Pan 22 Air Disc Brake | 5/500/P and 1/L |
| TRISTOP™ D Actuator w/ IBV or IRB | 6/600/P |
| TRISTOP™ D Actuator | 3/300/P |
| UNISTOP™ Actuator | 2/200/P |
| Trailer MAXX22T™ Air Disc Brake | 5/500/P and 1/L |

[1] ZF and WABCO branded components. [2] WABCO compressors installed on Cummins, Mercedes, and DDC engines are not warranted or serviced by ZF. Please contact your respective dealer/distributor of those engines for warranty and servicing. [3] An extended warranty of 4/400/P will apply when a WABCO Trailer Control Line Filter is used in combination with a WABCO Trailer ABS valve.

# HEAVY SERVICE (VOCATIONAL) WARRANTY INFORMATION

## HEAVY SERVICE VEHICLES

- Airport Rescue Fire (ARF)
- Airport Shuttle
- Asphalt Truck
- Block Truck
- Bottom Dump Trailer Combination
- Cementing Vehicle
- City Bus
- Commercial Pick-Up
- Concrete Pumper
- Construction Material Hauler
- Crash Fire Rescue (CFR)
- Mixer
- Demolition
- Drill Rig
- Dump
- Emergency Service
- Equipment Hauling
- Flatbed Trailer Hauler
- Flatbed Truck
- Fracturing Truck
- Front Loader
- Geophysical Exploration
- Hopper Trailer Combinations
- Landscaping Truck
- Liquid Waste Hauler
- Log Hauling
- Lowboy
- Michigan Special Gravel Trains
- Michigan Special Log Hauler
- Michigan Special Steel Hauler
- Michigan Special Waste Vehicle
- Municipal Dump
- Newspaper Delivery
- Package Delivery
- Pick-up and Delivery
- Rapid Intervention Vehicle (RIV)
- Rear Loader
- Recycling Truck
- Residential Pick-Up/Waste
- Rigging Truck
- Roll-Off
- Scrap Truck
- Semi-End Dump
- Sewer/Septic Vacuum
- Shuttle Bus
- Side Loader
- Snowplow/Snowblower
- Steel Hauling
- Tanker
- Tank Truck
- Tractors with Pole Trailers
- Tractor/Trailer with Jeeps
- Transfer Dump
- Transfer Vehicle
- Transit Bus
- Trolley
- Utility Truck
- Winch Truck

## HEAVY SERVICE TYPICALLY IS

- On/Off road vocations (10% or more off-road) OR
- Moderate to frequent starts/stops typically more than three (3) stops per mile

| WABCO Components[1] | |
|---|---|
| **Air Management** | |
| Air Brake Valves | 1/100/P&L |
| Air Compressors (ALL)2 | |
| Air Dryers (ALL) | |
| Trailer Control Line Filter[3] | |
| **Braking Systems** | |
| ABS (Anti-Lock Braking System) Air | 3/300/P&L |
| ABS (Anti-Lock Braking System) Hydraulic | 2/200/P&L |
| Electronic Braking System (EBS) | 3/300/P&L |
| Electronic Stability Control (ESC) | |
| Trailer ABS Valve[3] | |
| Roll Stability Control (RSS) | |
| Trailer Roll Stability Support (RSS) | |
| **Driveline Suspension Control** | |
| OptiRide® Electronically Controlled Air Suspension (ECAS) | 2/200/P&L |
| Leveling Valves | 1/100/P&L |
| Clutch Controls | 2/200/P&L |
| **Safety** | |
| OnGuardACTIVE® | 3/300/P&L |
| OnLane® | |
| OnLaneALERT® | |
| OnSide® | |
| Trailer SafeStart™ | |
| Trailer TailGUARD™ | |
| **Telematics** | |
| TrailerCAST™ Telematics Device | 3/300/P&L |
| **Wheel End Solutions** | |
| EasyFit™ Slack Adjuster | 2/200/P |
| MAXXUS™ Air Disc Brake | 1/Unl/P&L |
| IVTM - Wheel Module | 6/P |
| IVTM - All Other Products | 2/P |
| Pan 22, 19 and 17 Air Disc Brake | 1/Unl/P&L |
| Trailer MAXX22T™ | 1/Unl/P&L |
| TRISTOP™ D Actuator w/ IBV | 3/Unl/P |
| TRISTOP™ D Actuator | 2/200/P |
| UNISTOP™ Actuator | 1/100/P |

1 ZF and WABCO branded components. 2 WABCO compressors installed on Cummins, Mercedes, and DDC engines are not warranted or serviced by ZF. Please contact your respective dealer/distributor of those engines for warranty and servicing. 3 An extended warranty of 4/400/P will apply when a WABCO Trailer Control Line Filter is used in combination with a WABCO Trailer ABS valve.

# INDUSTRIAL/OFF-HIGHWAY SERVICE WARRANTY INFORMATION

## INDUSTRIAL AND OFF-HIGHWAY SERVICE TYPICALLY IS

- Low mileage operation[3]
- Vehicles are not typically licensed for highway use

| Market | Common Application Types |
|---|---|
| Agriculture | Fertilizer Spreader, Tractor, Heavy Duty Ag Trailers, Harvester, Sprayer, Skid Loader, Silage Bagger, Slurry Wagons, Grain Cart |
| Airport Support | Pushback Tractor, Towing Tugs, Aircraft Tow Tractor, Refueling Trucks, Food Service Trucks, Baggage Tractors, De-Icing Equipment, Runway Clearing Equipment |
| Construction | All-Terrain Crane, Rough Terrain Crane, Excavator, Compactor, Wheel Loader, Road Roller, Motor Grader, Articulated Dump Truck, Rubber Tire Road Roller, Backhoe Loaders, Haul Trucks, Scraper Rough Terrain Forklifts, Trenchers, Drills |
| Forestry | Logging Forwarder, Kidder, Loaders, Yard Forklifts, Harvesters Fellers |
| Material Handling | Port Tractor, Rail Yard Spotter, Stevedoring Tractor, Trailer Spotter, Yard Jockey, Scissor Lift, Straddle Carrier, Manlift, Forklift, Boom Lift Telebandlers, Aerial Work Platforms |
| Mining | Specialized Mining, Excavator, Haul Truck, Underground Loader, Service Trucks, Wheel Loaders, Scrapers, Load Haul Dumps, Personnel Transports, Bolters, Scalers |
| Municipal | Street Sweeper, Utility Tractor, Utility Trucks, Tree Trimmers, Dump Trucks, Tow Trucks, Flat Bed Trucks, Winch Applications |
| Oil & Gas | Fracturing Trailer, Injecter Heads, Top Drives, Jack/Lift Boats, Wireline Trucks, Load-On / Load-Off |
| Rail | Railcar Mover, Track Layers, Grinders, Platform Crane, Locomotive Railcars, Ballast Equipment, Winch Applications |

| WABCO Components[1] | |
|---|---|
| **Air Management** | |
| Air Brake Valves | 2/Unl/P |
| Air Compressors (ALL)2 | |
| Air Dryers (ALL) | |
| **Brake Actuation** | |
| Air/Hydraulic Actuators | 2/Unl/P |
| Master Cylinders | |
| Remote Actuators | |
| Slave and Wheel Cylinders | |
| Two Fluid Actuators | |
| **Brake Locks** | |
| Brake Locks (ALL) | 2/Unl/P |
| Electric Brake Locks | |
| Lever Locks | |
| **Braking Systems** | |
| ABS (Anti-Lock Braking System) Air | 1/100/P&L |
| ABS (Anti-Lock Braking System) Hydraulic | |
| **Driveline Suspension Control** | |
| Clutch Controls | 1/100/P&L |
| Leveling Valves | |
| **Electrohydraulics & Controls** | |
| Electronic Pedals | 2/Unl/P |
| Electrohydraulic Brake Valves (EBV) | |
| Pressure Switches | |
| **Hydraulic Braking Solutions** | |
| Accumulator Charging Valves | 2/Unl/P |
| Hydraulic Throttle Controls and Switches | |
| Modulating Brake Valves | |
| **Wheel End Solutions** | |
| EasyFit™ Slack Adjuster | 2/200/P |
| Caliper Disc Brakes | 2/Unl/P |
| MAXXUS™ Air Disc Brake | 1/Unl/P&L |
| Multiple Disc Brakes | 2/Unl/P |
| IVTM - Wheel Module | 6/P |
| IVTM - All Other Products | 2/P |
| Pan 22, 19 and 17 Air Disc Brake | 1/Unl/P&L |
| TRISTOP™ D Actuator w/ IBV | 3/Unl/P |
| TRISTOP™ D Actuator | 2/200/P |
| UNISTOP™ Actuator | 1/100/P |

[1] ZF and WABCO branded components. 2 WABCO compressors installed on Cummins, Mercedes, and DDC engines are not warranted or serviced by ZF. Please contact your respective dealer/distributor of those engines for warranty and servicing. 3 Equivalent hours of service limit: 2,000 hours for all components.

# TERMS AND CONDITIONS

# COVERAGE EXCLUSIONS

### PRODUCT DESCRIPTION

### ALL PRODUCTS

This Warranty shall not apply to the following, but not limited to: (1) damage to the product or its component parts caused by incorrect use, installation, maintenance or repair, including without limitation (a) improper fit of mating components or brackets, damaged threads, cut, broken, chafed, pinched or otherwise damaged wiring (sensors, harnesses and connectors), (b) sensors damaged during removal when seized in block, or associated with sensor adjustments/ alignments, and (c) damage resulting from the use or installation of non-genuine WABCO components or materials; (2) damage to the product, its component parts, or diminished product or component part performance due to incorrect operation, deviation from approved conditions or misapplication; (3) any unauthorized disassembly of the product or its component parts including without limitation (a) obliterated, defaced or missing WABCO or WABCO name plate, serial numbers or label identifying the device as a ZF product or WABCO component, (b) changes to sealed adjusting screws, and (c) opening or attempted repair of non-serviceable components; (4) malfunction of the component due to internal contamination of the vehicle system including without limitation (a) water and other contamination damage that is due to the use of a non-genuine air dryer cartridge or (b) valve failures due to contamination in air system, (5) complaints associated with noise, (6) damage resulting from corrosion (including oxidation of electrical devices and connections).

### AIR DRYERS

Mounting brackets (see vehicle OEM). Desiccant cartridge housing only.

### AIR SYSTEM COMPONENTS

Normal wear items; Gladhand seals, dash valve knobs, valve actuation handles, treadles, pedals.

### ABS, ELECTRONIC STABILITY CONTROL (ESC), ROLL STABILITY CONTROL (RSC), OPTIRIDE®, ONGUARD® AND ONLANE®, COLLECTIVELY "ELECTRONICS"

Failure of electronic components due to overvoltage condition, improper grounding, electrostatic discharge (ESD), improper shielding, electromagnetic interference (EMI), or other wiring or installation issues. Malfunctions and failure codes caused by other electronic subsystem failures (data bus, engine, transmission, dashboard, etc.)

### HYDRAULIC COMPONENTS

For certain components, brake fluid DOT3 or DOT4 is used as the operating medium. Use of any other fluid will void all warranties associated with that component. For hydraulic braking applications the brake fluid is considered a maintenance item. Maintenance intervals are listed in TB-1367.

# COVERAGE LIMITATIONS

### PRODUCT DESCRIPTION

### ALL PRODUCTS

Any claim beyond 60 days from date of repair will not be accepted or honored under this warranty program.

Products purchased on an incomplete vehicle (glider) are limited to one year, 1/Unl/P.

For vehicles that operate full- or part-time outside of the United States and Canada, a 1-Year/Unlimited Miles parts only (1/Unl/P) will apply.

### TOOLBOX PLUS™ DIAGNOSTIC SOFTWARE

Proper diagnostics of WABCO Electronics may require the latest version of TOOLBOX PLUS™. Additional labor due to use of an outdated version of TOOLBOX™ software and/or the time to purchase or install the latest version of TOOLBOX PLUS™ are not covered under product warranty.

# TERMS AND CONDITIONS

(1) What is Covered by this Commercial Warranty?
ZF CV Systems North America LLC and its North American subsidiaries and affiliates (ZF) warrant to the owner ("Owner") that the components listed in this publication, which have been installed by an Original Equipment Manufacturer ("OEM") as original equipment will be free from defects in material and workmanship. This warranty coverage begins from the original in-service date to the limits provided and runs concurrently with any warranties provided by OEMs and/or any distribution agreements and/or any service contracts that cover the components listed in this publication, if any. If the components listed in this publication are covered by an OEM warranty and/or service contract, then the OEM's warranty and/ or service contract shall supersede ZF's warranty and Owner shall comply with all OEM's warranty and/or service contract requirements for claims under such OEM's warranty and/or service contract until those agreements expire. Once those agreements expire and provided the ZF warranty has not expired under the terms stated above, the ZF warranty will be in effect until its expiration date.

Warranty coverage ends at the expiration of the applicable time period from the date of vehicle purchase by the first Owner, or, the applicable mileage limitation, whichever occurs first. Duration of coverage varies by component and vocation as detailed previously in this publication. Some components are warranted for parts only and the Owner must pay any labor costs associated with the repair or replacement of the component. Other components are warranted for both parts and reasonable labor to repair or replace the subject component. Additional diagnostic time due to use of an outdated version of TOOLBOX™, time to purchase or install latest version of TOOLBOX™ are the responsibility of the authorized ZF distributor networks and are not covered under product warranty. Components installed as replacements under this warranty are warranted only for the remainder of the original period of time or mileage under the original warranty.

(2) Designation of Vocational Use Required. To obtain warranty coverage, each Owner must notify ZF through the OEM new truck and/or trailer dealer of the intended vocational use of the vehicle into which the WABCO components have been incorporated prior to the vehicle in-service date. This notification may be accomplished by registering the vehicle through your OEM new truck and/or trailer dealer or with ZF directly. Failure to notify ZF of (I) the intended vocational use of the vehicle or (II) a change in vocational use from that which was originally designated, will result in the application of a one year, unlimited mileage, parts only warranty (1/Unl/P) from the initial in-service date. A second Owner and each subsequent Owner must also notify ZF as to the intended vocational use of the vehicle. This notification can be sent directly to ZF or through the OEM new truck and/or trailer dealer. The duration and mileage coverage of this warranty cannot exceed the coverage extended to the first Owner after his or her initial designation of vocational use. Coverage under ZF's warranty requires that the application of products be properly approved pursuant to OEM and ZF, approvals.

(3) What is the Cost of this Warranty? There is no charge to the Owner for this warranty.

(4) What is not Covered by this Warranty? In addition to the items listed on "Coverage Exclusions," this warranty does not cover normal wear and tear, or service items; nor does it cover a component that fails, malfunctions or is damaged as a result of (a) improper handling, storage, installation, adjustment, repair or modification including the use of unauthorized attachments or changes or modification in the vehicle's configuration, usage, or vocation from that which was originally approved by ZF, (b) accident, fire or other casualty, natural disaster, road debris, negligence, misuse, abuse, or improper use (including loading beyond the specified maximum vehicle weight or altering engine power settings to exceed the brake system capacity), or (c) improper or insufficient maintenance (including deviation from maintenance intervals, approved lubricants, or lube levels). This warranty does not cover any component or part that is not sold by ZF.

(5) To obtain service. If the owner discovers within the applicable coverage period a defect in material or workmanship, the Owner must promptly give notice to either ZF or the dealer from which the vehicle was purchased. To obtain service, the vehicle must be taken to any participating OEM dealer or ZF distributor networks' servicer. The dealer or ZF authorized servicer will inspect the vehicle and contact ZF for an evaluation of the claim. When authorized by ZF, the dealer or ZF authorized servicer will repair or replace during the term of this warranty any defective WABCO component covered by this warranty.

(6) Disclaimer of Warranty and Limitation of remedies. TO THE MAXIMUM EXTENT PERMITTED BY LAW, THE LIMITED WARRANTY SET FORTH HEREIN IS EXCLUSIVE AND IS IN LIEU OF ALL OTHER WARRANTIES, EXPRESS OR IMPLIED, ARISING BY OPERATION OF LAW OR OTHERWISE, INCLUDING, WITHOUT LIMITATION, ANY IMPLIED WARRANTY OF MERCHANTABILITY OR FITNESS FOR A PARTICULAR PURPOSE AND/OR WARRANTY FOR HIDDEN OR LATENT DEFECTS, AND IN NO EVENT WILL ZF OR ANY OF ITS AFFILIATES BE LIABLE FOR DIRECT, INDIRECT, INCIDENTAL, PROGRESSIVE, SPECIAL, OR CONSEQUENTIAL DAMAGES OF ANY KIND.

(7) Legal action. Any legal action or claim arising from or related to this Warranty, in contract or otherwise, must be commenced within one year from the accrual of that cause of action, or be barred forever. Any dispute arising in connection with this agreement shall be governed by and construed according to the laws of the State of Michigan and be brought, heard and determined exclusively in either the Circuit Court for the County of Oakland, State of Michigan or the United States District Court for the Eastern District of Michigan. The parties stipulate that the referenced venues are convenient.

(8) Remedy. The exclusive remedy under this warranty shall be the repair or replacement of the defective component at ZF's option. ZF reserves the right to require that all applicable covered components are available and/or returned to ZF for review
and evaluation. THE MAXIMUM LIABILITY, IF ANY, OF ZF FOR ALL DAMAGES, INCLUDING WITHOUT LIMITATION CONTRACT DAMAGES, BREACH OF WARRANTY, NEGLIGENCE, STRICT LIABILITY, OR OTHER TORT, IS LIMITED TO AN AMOUNT NOT TO EXCEED THE PURCHASE PRICE OF THE PRODUCT and where indicated in the product and application warranty information above, the inclusion of labor is limited to the standard repair time. THE PARTIES ACKNOWLEDGE AND AGREE THAT THE LIMITATION OF DAMAGES PROVISION SET FORTH IN THIS PARAGRAPH SURVIVES BETWEEN THE ORIGINAL END USER AND ZF EVEN IF THE EXCLUSIVE REMEDY SET FORTH ABOVE IS DEEMED TO FAIL OF ITS ESSENTIAL PURPOSE. ZF may change the design or make improvements to its Products without incurring any warranty obligation for previously manufactured Product .

(9) Entire Agreement. This is the entire agreement between ZF and the Owner about warranty and no, ZF employee, or dealer is authorized to make any additional warranty on behalf of ZF unless in writing and signed by an authorized representative of ZF.

**For further product details contact your distributor or the WABCO Customer Care Center at 855-228-3203.**

## About ZF Friedrichshafen AG

ZF is a global technology company and supplies systems for passenger cars, commercial vehicles and industrial technology, enabling the next generation of mobility. ZF allows vehicles to see, think and act. In the four technology domains Vehicle Motion Control, Integrated Safety, Automated Driving, and Electric Mobility, ZF offers comprehensive solutions for established vehicle manufacturers and newly emerging transport and mobility service providers. ZF electrifies different kinds of vehicles. With its products, the company contributes to reducing emissions and protecting the climate.

ZF, which acquired WABCO Holdings Inc. on May 29, 2020, now has 160,000 employees worldwide with approximately 260 locations in 41 countries. In 2019, the two then-independent companies achieved sales of €36.5 billion (ZF) and $3.4 billion (WABCO). For more information, visit: **www.wabco-na.com**

© 2021 ZF CV Systems North America LLC - All rights reserved - SP1375 / 2.2021

WABCO

# Fire and Rescue Apparatus

## Ten (10) Year Structural Integrity
## Custom Cab

# Limited Warranty

**1. LIMITED WARRANTY**

Subject to the limitations and exclusions set forth below, Pierce Manufacturing provides the following warranty to the Buyer:

| | |
|---|---|
| **Coverage:** | **The Pierce Custom Cab shall be free from structural failures caused by defects in material and workmanship** |
| **Warranty Begins:** | **The date of the original purchase invoice (issued when the product ships from the factory).** |
| **Warranty Period Ends After:** | **Ten (10) Years<br>- or -<br>100,000 Miles** |
| **Conditions and Exclusions:**<br><br>**See Also Paragraphs 2 thru 4** | **This warranty applies only to the cab tubular support and mounting structures and other structural components of the cab of the vehicle model, as identified in the Pierce specifications for the Fire and Rescue Apparatus.**<br><br>**This warranty does not apply to damage caused by corrosion.** |

This limited warranty shall apply only if the product is properly maintained in accordance with Pierce's maintenance instructions and manuals and is used in service which is normal to the particular model. Normal service means service which does not subject the product to stresses or impacts greater than normally result from careful use. If the Buyer discovers a defect or nonconformity, it must notify Pierce in writing within thirty (30) days after the date of discovery, but in any event prior to the expiration of the warranty period. THIS LIMITED WARRANTY MAY NOT BE ASSIGNED OR OTHERWISE TRANSFERRED BY THE BUYER TO ANY SUBSEQUENT USER OR PURCHASER OR TO ANY OTHER PERSON OR ENTITY.

Notwithstanding anything to the contrary herein, Pierce makes no warranty whatsoever as to:

(a) any integral parts, components, attachments or trade accessories of or to the product that are not manufactured by Pierce, including but not limited to engines, transmissions, drivelines, axles, water pumps and generators; with respect to all such parts, components, attachments and accessories, Pierce shall assign to Buyer the applicable warranties, if any, made by the respective manufacturers thereof;

(b) any vehicle, chassis, or component, part, attachment or accessory damaged by misuse, neglect, fire, exposure to severe environmental or chemical conditions, acidic environment, improper maintenance, accident, crash, or force majeure such as natural disaster, lightning, earthquake, windstorm, hail, flood, war or riot;

(c) any vehicle, chassis or component, part, attachment or accessory that has been repaired, altered or assembled in any way by any person or entity other than Pierce which, in the sole judgment of Pierce, adversely affects the performance, stability or purpose for which it was manufactured; or

(d) products or parts which may in the ordinary course wear out and have to be replaced during the warranty period, including, but not limited to, tires, fluids, gaskets and light bulbs. Pierce assumes no responsibility for the assembly of its parts or subassemblies into finishing products or vehicles unless the assembly is performed by Pierce.

The original purchaser may void this warranty in part or in its entirety if the product is repaired or replaced (a) without prior written approval of the Pierce Customer Service Department; or (b) at a facility which has not been approved by Pierce as to technical capability. Any repairs, modifications, alterations or aftermarket parts added after manufacture without the authorization of Pierce may void this warranty.

**2. DISCLAIMERS OF WARRANTIES**

THE WARRANTY SET FORTH IN PARAGRAPH 1 IS THE SOLE AND EXCLUSIVE WARRANTY GIVEN BY PIERCE. PIERCE HEREBY DISCLAIMS AND EXCLUDES ALL OTHER WARRANTIES, WHETHER EXPRESS, IMPLIED OR STATUTORY, INCLUDING WITHOUT LIMITATION ANY WARRANTY OF MERCHANTABILITY, ANY WARRANTY OF FITNESS FOR A PARTICULAR PURPOSE, AND ANY WARRANTIES ARISING FROM COURSE OF DEALING OR USAGE OF TRADE.

**3. BUYER'S EXCLUSIVE REMEDY.**

If the product fails to conform to the warranty set forth in paragraph 1 during the warranty period, and such nonconformity is not due to misuse, neglect, accident or improper maintenance, Buyer must notify Pierce within the time period specified in paragraph 1, and shall make the product available for inspection by Pierce or its designated agent. At the request of Pierce, any allegedly defective product shall be returned to Pierce by Buyer for examination and/or repair. Buyer shall be responsible for the cost of such transportation, and for risk of loss of or damage to the product during transportation. Within a reasonable time, Pierce shall repair or replace (at Pierce's option and expense) any nonconforming or defective parts. Repair or replacement shall be made only by a facility approved in advance in writing by Pierce. THIS REMEDY SHALL BE THE EXCLUSIVE AND SOLE REMEDY FOR ANY BREACH OF WARRANTY.

**4. EXCLUSION OF CONSEQUENTIAL AND INCIDENTAL DAMAGES.**

Notwithstanding anything to the contrary herein or in any agreement between Pierce and Buyer, IN NO EVENT SHALL PIERCE BE LIABLE FOR ANY CONSEQUENTIAL, INCIDENTAL, SPECIAL, INDIRECT, OR PUNITIVE DAMAGES WHATSOEVER, WHETHER ARISING OUT OF BREACH OF CONTRACT, WARRANTY, TORT (INCLUDING NEGLIGENCE AND STRICT LIABILITY) OR OTHER THEORY OF LAW OR EQUITY, WITH RESPECT TO VEHICLES OR OTHER PRODUCTS SOLD BY PIERCE, OR THEIR OPERATION OR FAILURE TO OPERATE, OR ANY DEFECTS THEREIN, OR ANY UNDERTAKINGS, ACTS OR OMISSIONS RELATED THERETO, REGARDLESS OF WHETHER PIERCE HAS BEEN INFORMED OF THE POSSIBILITY OF ANY SUCH DAMAGES. Without limiting the generality of the foregoing, Pierce specifically disclaims any liability for property or personal injury damages, penalties, damages for lost profits or revenues, loss of vehicles or products or any associated equipment, cost of substitute vehicles or products, down-time, delay damages, any other types of economic loss, or for any claims by any third party for any such damages.

*Note: Any Surety Bond, if a part of the sale of the vehicle as to which this limited warranty is provided, applies only to this Pierce Basic One Year Limited Warranty for such vehicle, and not to other warranties made by Pierce in a separate document (if any) or to the warranties (if any) made by any manufacturer (other than Pierce) of any part, component, attachment or accessory that is incorporated into or attached to the vehicle.*

**2/8/2010 WA0012**

# Fire and Rescue Apparatus

## Ten (10) Year Pro-Rated Paint and Corrosion Cab

## *Limited Warranty*

**1. LIMITED WARRANTY**

Subject to the limitations and exclusions set forth below, Pierce Manufacturing provides the following warranty to the Buyer:

| | |
|---|---|
| **Coverage:** | **Exterior surfaces of the cab painted by Pierce shall be free from blistering, peeling, corrosion or any other adhesion defect caused by defective manufacturing methods or paint material selection.** |
| **Warranty Begins:** | **The date of the original purchase invoice (issued when the product ships from the factory).** |
| **Warranty Period Ends After:** | **Ten (10) Years** |
| **Conditions and Exclusions:**<br><br>**See Also Paragraphs 2 thru 4** | **This limited warranty is applicable to the vehicle in the following percentage costs of warranty repair, if any:**<br><br>**Topcoat Durability & Appearance: Gloss, Color Retention & Cracking**<br>**0-72 months 100%**<br>**73-96 months 50%**<br>**97-120 months 25%**<br><br>**Integrity of Coating System: Adhesion, Blistering/Bubbling**<br>**0-36 months 100%**<br>**37-84 months 50%**<br>**85-120 months 25%**<br><br>**Corrosion: Dissimilar Metal and Crevice**<br>**0-36 months 100%**<br>**37-48 months 50%**<br>**49-72 months 25%**<br>**73-120 months 10%**<br><br>**Corrosion Perforation**<br>**0-120 months 100%**<br><br>**This limited warranty applies only to exterior paint. Paint on the vehicle's interior is warranted only under the Pierce Basic One Year Limited Warranty.**<br><br>**Items not covered by this warranty include:**<br>**(a) Damage from lack of maintenance and cleaning (proper cleaning and maintenance procedures are detailed in the Pierce operation and maintenance manual).**<br>**(b) UV paint fade.**<br>**(c) Any cab not manufactured by Pierce.** |

This limited warranty shall apply only if the product is properly maintained in accordance with Pierce's maintenance instructions and manuals and is used in service which is normal to the particular model. Normal service means service which does not subject the product to stresses or impacts greater than normally result from careful use. If the Buyer discovers a defect or nonconformity, it must notify Pierce in writing within thirty (30) days after the date of discovery, but in any event prior to the expiration of the warranty period. THIS LIMITED WARRANTY MAY NOT BE ASSIGNED OR OTHERWISE TRANSFERRED BY THE BUYER TO ANY SUBSEQUENT USER OR PURCHASER OR TO ANY OTHER PERSON OR ENTITY.

Notwithstanding anything to the contrary herein, Pierce makes no warranty whatsoever as to:

(a) any integral parts, components, attachments or trade accessories of or to the product that are not manufactured by Pierce, including but not limited to engines, transmissions, drivelines, axles, water pumps and generators; with respect to all such parts, components, attachments and accessories, Pierce shall assign to Buyer the applicable warranties, if any, made by the respective manufacturers thereof;

(b) any vehicle, chassis, or component, part, attachment or accessory damaged by misuse, neglect, fire, exposure to severe environmental or chemical conditions, acidic environment, improper maintenance, accident, crash, or force majeure such as natural disaster, lightning, earthquake, windstorm, hail, flood, war or riot;

(c) any vehicle, chassis or component, part, attachment or accessory that has been repaired, altered or assembled in any way by any person or entity other than Pierce which, in the sole judgment of Pierce, adversely affects the performance, stability or purpose for which it was manufactured; or

(d) products or parts which may in the ordinary course wear out and have to be replaced during the warranty period, including, but not limited to, tires, fluids, gaskets and light bulbs. Pierce assumes no responsibility for the assembly of its parts or subassemblies into finishing products or vehicles unless the assembly is performed by Pierce.

The original purchaser may void this warranty in part or in its entirety if the product is repaired or replaced (a) without prior written approval of the Pierce Customer Service Department; or (b) at a facility which has not been approved by Pierce as to technical capability. Any repairs, modifications, alterations or aftermarket parts added after manufacture without the authorization of Pierce may void this warranty.

**2. DISCLAIMERS OF WARRANTIES**

THE WARRANTY SET FORTH IN PARAGRAPH 1 IS THE SOLE AND EXCLUSIVE WARRANTY GIVEN BY PIERCE. PIERCE HEREBY DISCLAIMS AND EXCLUDES ALL OTHER WARRANTIES, WHETHER EXPRESS, IMPLIED OR STATUTORY, INCLUDING WITHOUT LIMITATION ANY WARRANTY OF MERCHANTABILITY, ANY WARRANTY OF FITNESS FOR A PARTICULAR PURPOSE, AND ANY WARRANTIES ARISING FROM COURSE OF DEALING OR USAGE OF TRADE.

**3. BUYER'S EXCLUSIVE REMEDY.**

If the product fails to conform to the warranty set forth in paragraph 1 during the warranty period, and such nonconformity is not due to misuse, neglect, accident or improper maintenance, Buyer must notify Pierce within the time period specified in paragraph 1, and shall make the product available for inspection by Pierce or its designated agent. At the request of Pierce, any allegedly defective product shall be returned to Pierce by Buyer for examination and/or repair. Buyer shall be responsible for the cost of such transportation, and for risk of loss of or damage to the product during transportation. Within a reasonable time, Pierce shall repair or replace (at Pierce's option and expense) any nonconforming or defective parts. Repair or replacement shall be made only by a facility approved in advance in writing by Pierce. THIS REMEDY SHALL BE THE EXCLUSIVE AND SOLE REMEDY FOR ANY BREACH OF WARRANTY.

**4. EXCLUSION OF CONSEQUENTIAL AND INCIDENTAL DAMAGES.**

Notwithstanding anything to the contrary herein or in any agreement between Pierce and Buyer, IN NO EVENT SHALL PIERCE BE LIABLE FOR ANY CONSEQUENTIAL, INCIDENTAL, SPECIAL, INDIRECT, OR PUNITIVE DAMAGES WHATSOEVER, WHETHER ARISING OUT OF BREACH OF CONTRACT, WARRANTY, TORT (INCLUDING NEGLIGENCE AND STRICT LIABILITY) OR OTHER THEORY OF LAW OR EQUITY, WITH RESPECT TO VEHICLES OR OTHER PRODUCTS SOLD BY PIERCE, OR THEIR OPERATION OR FAILURE TO OPERATE, OR ANY DEFECTS THEREIN, OR ANY UNDERTAKINGS, ACTS OR OMISSIONS RELATED THERETO, REGARDLESS OF WHETHER PIERCE HAS BEEN INFORMED OF THE POSSIBILITY OF ANY SUCH DAMAGES. Without limiting the generality of the foregoing, Pierce specifically disclaims any liability for property or personal injury damages, penalties, damages for lost profits or revenues, loss of vehicles or products or any associated equipment, cost of substitute vehicles or products, down-time, delay damages, any other types of economic loss, or for any claims by any third party for any such damages.

*Note: Any Surety Bond, if a part of the sale of the vehicle as to which this limited warranty is provided, applies only to this Pierce Basic One Year Limited Warranty for such vehicle, and not to other warranties made by Pierce in a separate document (if any) or to the warranties (if any) made by any manufacturer (other than Pierce) of any part, component, attachment or accessory that is incorporated into or attached to the vehicle.*

**2/8/2010 WA0055**

# Fire and Rescue Apparatus

## Five (5) Year Material and Workmanship
## Command Zone Electronics

# Limited Warranty

**1. LIMITED WARRANTY**

Subject to the limitations and exclusions set forth below, Pierce Manufacturing provides the following warranty to the Buyer:

| | |
|---|---|
| **Coverage:** | **Command Zone control modules shall be free from failures caused by defects in material and workmanship** |
| **Warranty Begins:** | **The date of the original purchase invoice (issued when the product ships from the factory).** |
| **Warranty Period Ends After:** | **Five (5) Years** |
| **Conditions and Exclusions:**<br><br>**See Also Paragraphs 2 thru 4** | **This limited warranty applies to all of the control modules for the Command Zone system, including the full color graphic displays. Related wire harnesses, cables and connectors are not covered under this limited warranty and are instead covered under the Pierce One Year Basic Apparatus Limited Warranty.** |

This limited warranty shall apply only if the product is properly maintained in accordance with Pierce's maintenance instructions and manuals and is used in service which is normal to the particular model. Normal service means service which does not subject the product to stresses or impacts greater than normally result from careful use. If the Buyer discovers a defect or nonconformity, it must notify Pierce in writing within thirty (30) days after the date of discovery, but in any event prior to the expiration of the warranty period. THIS LIMITED WARRANTY MAY NOT BE ASSIGNED OR OTHERWISE TRANSFERRED BY THE BUYER TO ANY SUBSEQUENT USER OR PURCHASER OR TO ANY OTHER PERSON OR ENTITY.

Notwithstanding anything to the contrary herein, Pierce makes no warranty whatsoever as to:

(a) any integral parts, components, attachments or trade accessories of or to the product that are not manufactured by Pierce, including but not limited to engines, transmissions, drivelines, axles, water pumps and generators; with respect to all such parts, components, attachments and accessories, Pierce shall assign to Buyer the applicable warranties, if any, made by the respective manufacturers thereof;

(b) any vehicle, chassis, or component, part, attachment or accessory damaged by misuse, neglect, fire, exposure to severe environmental or chemical conditions, acidic environment, improper maintenance, accident, crash, or force majeure such as natural disaster, lightning, earthquake, windstorm, hail, flood, war or riot;

(c) any vehicle, chassis or component, part, attachment or accessory that has been repaired, altered or assembled in any way by any person or entity other than Pierce which, in the sole judgment of Pierce, adversely affects the performance, stability or purpose for which it was manufactured; or

(d) products or parts which may in the ordinary course wear out and have to be replaced during the warranty period, including, but not limited to, tires, fluids, gaskets and light bulbs. Pierce assumes no responsibility for the assembly of its parts or subassemblies into finishing products or vehicles unless the assembly is performed by Pierce.

The original purchaser may void this warranty in part or in its entirety if the product is repaired or replaced (a) without prior written approval of the Pierce Customer Service Department; or (b) at a facility which has not been approved by Pierce as to technical capability. Any repairs, modifications, alterations or aftermarket parts added after manufacture without the authorization of Pierce may void this warranty.

**2. DISCLAIMERS OF WARRANTIES**

THE WARRANTY SET FORTH IN PARAGRAPH 1 IS THE SOLE AND EXCLUSIVE WARRANTY GIVEN BY PIERCE. PIERCE HEREBY DISCLAIMS AND EXCLUDES ALL OTHER WARRANTIES, WHETHER EXPRESS, IMPLIED OR STATUTORY, INCLUDING WITHOUT LIMITATION ANY WARRANTY OF MERCHANTABILITY, ANY WARRANTY OF FITNESS FOR A PARTICULAR PURPOSE, AND ANY WARRANTIES ARISING FROM COURSE OF DEALING OR USAGE OF TRADE.

**3. BUYER'S EXCLUSIVE REMEDY.**

If the product fails to conform to the warranty set forth in paragraph 1 during the warranty period, and such nonconformity is not due to misuse, neglect, accident or improper maintenance, Buyer must notify Pierce within the time period specified in paragraph 1, and shall make the product available for inspection by Pierce or its designated agent. At the request of Pierce, any allegedly defective product shall be returned to Pierce by Buyer for examination and/or repair. Buyer shall be responsible for the cost of such transportation, and for risk of loss of or damage to the product during transportation. Within a reasonable time, Pierce shall repair or replace (at Pierce's option and expense) any nonconforming or defective parts. Repair or replacement shall be made only by a facility approved in advance in writing by Pierce. THIS REMEDY SHALL BE THE EXCLUSIVE AND SOLE REMEDY FOR ANY BREACH OF WARRANTY.

**4. EXCLUSION OF CONSEQUENTIAL AND INCIDENTAL DAMAGES.**

Notwithstanding anything to the contrary herein or in any agreement between Pierce and Buyer, IN NO EVENT SHALL PIERCE BE LIABLE FOR ANY CONSEQUENTIAL, INCIDENTAL, SPECIAL, INDIRECT, OR PUNITIVE DAMAGES WHATSOEVER, WHETHER ARISING OUT OF BREACH OF CONTRACT, WARRANTY, TORT (INCLUDING NEGLIGENCE AND STRICT LIABILITY) OR OTHER THEORY OF LAW OR EQUITY, WITH RESPECT TO VEHICLES OR OTHER PRODUCTS SOLD BY PIERCE, OR THEIR OPERATION OR FAILURE TO OPERATE, OR ANY DEFECTS THEREIN, OR ANY UNDERTAKINGS, ACTS OR OMISSIONS RELATED THERETO, REGARDLESS OF WHETHER PIERCE HAS BEEN INFORMED OF THE POSSIBILITY OF ANY SUCH DAMAGES. Without limiting the generality of the foregoing, Pierce specifically disclaims any liability for property or personal injury damages, penalties, damages for lost profits or revenues, loss of vehicles or products or any associated equipment, cost of substitute vehicles or products, down-time, delay damages, any other types of economic loss, or for any claims by any third party for any such damages.

*Note: Any Surety Bond, if a part of the sale of the vehicle as to which this limited warranty is provided, applies only to this Pierce Basic One Year Limited Warranty for such vehicle, and not to other warranties made by Pierce in a separate document (if any) or to the warranties (if any) made by any manufacturer (other than Pierce) of any part, component, attachment or accessory that is incorporated into or attached to the vehicle.*

# Fire and Rescue Apparatus

## 54 Months Material and Workmanship

## Camera System

# Limited Warranty

**1. LIMITED WARRANTY**

Subject to the limitations and exclusions set forth below, Pierce Manufacturing provides the following warranty to the Buyer:

| | |
|---|---|
| **Coverage:** | **This limited warranty covers repairs to correct any defect related to materials or workmanship of the Sharpvision camera system installed on the apparatus occuring during the warranty period.** |
| **Warranty Begins:** | **The date of delivery.** |
| **Warranty Period Ends After:** | **Fifty - Four (54) months** |
| **Conditions and Exclusions:**<br><br>**See Also Paragraphs 2 thru 4** | **This limited warranty does not apply to related wire harnesses, cables, and connectors, which are covered by the Pierce one (1) year basic apparatus limited warranty.** |

This limited warranty shall apply only if the product is properly maintained in accordance with Pierce's maintenance instructions and manuals and is used in service which is normal to the particular model. Normal service means service which does not subject the product to stresses or impacts greater than normally result from careful use. If the Buyer discovers a defect or nonconformity, it must notify Pierce in writing within thirty (30) days after the date of discovery, but in any event prior to the expiration of the warranty period. THIS LIMITED WARRANTY MAY NOT BE ASSIGNED OR OTHERWISE TRANSFERRED BY THE BUYER TO ANY SUBSEQUENT USER OR PURCHASER OR TO ANY OTHER PERSON OR ENTITY.

Notwithstanding anything to the contrary herein, Pierce makes no warranty whatsoever as to:

(a) any integral parts, components, attachments or trade accessories of or to the product that are not manufactured by Pierce, including but not limited to engines, transmissions, drivelines, axles, water pumps and generators; with respect to all such parts, components, attachments and accessories, Pierce shall assign to Buyer the applicable warranties, if any, made by the respective manufacturers thereof;

(b) any vehicle, chassis, or component, part, attachment or accessory damaged by misuse, neglect, fire, exposure to severe environmental or chemical conditions, acidic environment, improper maintenance, accident, crash, or force majeure such as natural disaster, lightning, earthquake, windstorm, hail, flood, war or riot;

(c) any vehicle, chassis or component, part, attachment or accessory that has been repaired, altered or assembled in any way by any person or entity other than Pierce which, in the sole judgment of Pierce, adversely affects the performance, stability or purpose for which it was manufactured; or

(d) products or parts which may in the ordinary course wear out and have to be replaced during the warranty period, including, but not limited to, tires, fluids, gaskets and light bulbs. Pierce assumes no responsibility for the assembly of its parts or subassemblies into finishing products or vehicles unless the assembly is performed by Pierce.

The original purchaser may void this warranty in part or in its entirety if the product is repaired or replaced (a) without prior written approval of the Pierce Customer Service Department; or (b) at a facility which has not been approved by Pierce as to technical capability. Any repairs, modifications, alterations or aftermarket parts added after manufacture without the authorization of Pierce may void this warranty.

**2. DISCLAIMERS OF WARRANTIES**

THE WARRANTY SET FORTH IN PARAGRAPH 1 IS THE SOLE AND EXCLUSIVE WARRANTY GIVEN BY PIERCE. PIERCE HEREBY DISCLAIMS AND EXCLUDES ALL OTHER WARRANTIES, WHETHER EXPRESS, IMPLIED OR STATUTORY, INCLUDING WITHOUT LIMITATION ANY WARRANTY OF MERCHANTABILITY, ANY WARRANTY OF FITNESS FOR A PARTICULAR PURPOSE, AND ANY WARRANTIES ARISING FROM COURSE OF DEALING OR USAGE OF TRADE.

**3. BUYER'S EXCLUSIVE REMEDY.**

If the product fails to conform to the warranty set forth in paragraph 1 during the warranty period, and such nonconformity is not due to misuse, neglect, accident or improper maintenance, Buyer must notify Pierce within the time period specified in paragraph 1, and shall make the product available for inspection by Pierce or its designated agent. At the request of Pierce, any allegedly defective product shall be returned to Pierce by Buyer for examination and/or repair. Buyer shall be responsible for the cost of such transportation, and for risk of loss of or damage to the product during transportation. Within a reasonable time, Pierce shall repair or replace (at Pierce's option and expense) any nonconforming or defective parts. Repair or replacement shall be made only by a facility approved in advance in writing by Pierce. THIS REMEDY SHALL BE THE EXCLUSIVE AND SOLE REMEDY FOR ANY BREACH OF WARRANTY.

**4. EXCLUSION OF CONSEQUENTIAL AND INCIDENTAL DAMAGES.**

Notwithstanding anything to the contrary herein or in any agreement between Pierce and Buyer, IN NO EVENT SHALL PIERCE BE LIABLE FOR ANY CONSEQUENTIAL, INCIDENTAL, SPECIAL, INDIRECT, OR PUNITIVE DAMAGES WHATSOEVER, WHETHER ARISING OUT OF BREACH OF CONTRACT, WARRANTY, TORT (INCLUDING NEGLIGENCE AND STRICT LIABILITY) OR OTHER THEORY OF LAW OR EQUITY, WITH RESPECT TO VEHICLES OR OTHER PRODUCTS SOLD BY PIERCE, OR THEIR OPERATION OR FAILURE TO OPERATE, OR ANY DEFECTS THEREIN, OR ANY UNDERTAKINGS, ACTS OR OMISSIONS RELATED THERETO, REGARDLESS OF WHETHER PIERCE HAS BEEN INFORMED OF THE POSSIBILITY OF ANY SUCH DAMAGES. Without limiting the generality of the foregoing, Pierce specifically disclaims any liability for property or personal injury damages, penalties, damages for lost profits or revenues, loss of vehicles or products or any associated equipment, cost of substitute vehicles or products, down-time, delay damages, any other types of economic loss, or for any claims by any third party for any such damages.

*Note: Any Surety Bond, if a part of the sale of the vehicle as to which this limited warranty is provided, applies only to this Pierce Basic One Year Limited Warranty for such vehicle, and not to other warranties made by Pierce in a separate document (if any) or to the warranties (if any) made by any manufacturer (other than Pierce) of any part, component, attachment or accessory that is incorporated into or attached to the vehicle.*

Fire and Rescue Apparatus

# Ten (10) Year Material and Workmanship
# Pierce 12V LED Strip Light

## *Limited Warranty*

**1. LIMITED WARRANTY**

Subject to the limitations and exclusions set forth below, Pierce Manufacturing provides the following warranty to the Buyer:

| | |
|---|---|
| **Coverage:** | **This limited warranty covers repairs to correct any defect related to materials or workmanship of the Pierce 12V LED strip lights installed on the apparatus occuring during the warranty period.** |
| **Warranty Begins:** | **The date of the original purchase invoice (issued when the product ships from the factory).** |
| **Warranty Period Ends After:** | **Ten (10) Year** |
| **Conditions and Exclusions:**<br><br>**See Also Paragraphs 2 thru 4** | **This limited warranty does not apply to related wire harnesses, cables, and connectors, which are covered by the Pierce one (1) year basic apparatus limited warranty.** |

This limited warranty shall apply only if the product is properly maintained in accordance with Pierce's maintenance instructions and manuals and is used in service which is normal to the particular model. Normal service means service which does not subject the product to stresses or impacts greater than normally result from careful use. If the Buyer discovers a defect or nonconformity, it must notify Pierce in writing within thirty (30) days after the date of discovery, but in any event prior to the expiration of the warranty period. THIS LIMITED WARRANTY MAY NOT BE ASSIGNED OR OTHERWISE TRANSFERRED BY THE BUYER TO ANY SUBSEQUENT USER OR PURCHASER OR TO ANY OTHER PERSON OR ENTITY.

Notwithstanding anything to the contrary herein, Pierce makes no warranty whatsoever as to:

(a) any integral parts, components, attachments or trade accessories of or to the product that are not manufactured by Pierce, including but not limited to engines, transmissions, drivelines, axles, water pumps and generators; with respect to all such parts, components, attachments and accessories, Pierce shall assign to Buyer the applicable warranties, if any, made by the respective manufacturers thereof;

(b) any vehicle, chassis, or component, part, attachment or accessory damaged by misuse, neglect, fire, exposure to severe environmental or chemical conditions, acidic environment, improper maintenance, accident, crash, or force majeure such as natural disaster, lightning, earthquake, windstorm, hail, flood, war or riot;

(c) any vehicle, chassis or component, part, attachment or accessory that has been repaired, altered or assembled in any way by any person or entity other than Pierce which, in the sole judgment of Pierce, adversely affects the performance, stability or purpose for which it was manufactured; or

(d) products or parts which may in the ordinary course wear out and have to be replaced during the warranty period, including, but not limited to, tires, fluids, gaskets and light bulbs. Pierce assumes no responsibility for the assembly of its parts or subassemblies into finishing products or vehicles unless the assembly is performed by Pierce.

The original purchaser may void this warranty in part or in its entirety if the product is repaired or replaced (a) without prior written approval of the Pierce Customer Service Department; or (b) at a facility which has not been approved by Pierce as to technical capability. Any repairs, modifications, alterations or aftermarket parts added after manufacture without the authorization of Pierce may void this warranty.

**2. DISCLAIMERS OF WARRANTIES**

THE WARRANTY SET FORTH IN PARAGRAPH 1 IS THE SOLE AND EXCLUSIVE WARRANTY GIVEN BY PIERCE. PIERCE HEREBY DISCLAIMS AND EXCLUDES ALL OTHER WARRANTIES, WHETHER EXPRESS, IMPLIED OR STATUTORY, INCLUDING WITHOUT LIMITATION ANY WARRANTY OF MERCHANTABILITY, ANY WARRANTY OF FITNESS FOR A PARTICULAR PURPOSE, AND ANY WARRANTIES ARISING FROM COURSE OF DEALING OR USAGE OF TRADE.

**3. BUYER'S EXCLUSIVE REMEDY.**

If the product fails to conform to the warranty set forth in paragraph 1 during the warranty period, and such nonconformity is not due to misuse, neglect, accident or improper maintenance, Buyer must notify Pierce within the time period specified in paragraph 1, and shall make the product available for inspection by Pierce or its designated agent. At the request of Pierce, any allegedly defective product shall be returned to Pierce by Buyer for examination and/or repair. Buyer shall be responsible for the cost of such transportation, and for risk of loss of or damage to the product during transportation. Within a reasonable time, Pierce shall repair or replace (at Pierce's option and expense) any nonconforming or defective parts. Repair or replacement shall be made only by a facility approved in advance in writing by Pierce. THIS REMEDY SHALL BE THE EXCLUSIVE AND SOLE REMEDY FOR ANY BREACH OF WARRANTY.

**4. EXCLUSION OF CONSEQUENTIAL AND INCIDENTAL DAMAGES.**

Notwithstanding anything to the contrary herein or in any agreement between Pierce and Buyer, IN NO EVENT SHALL PIERCE BE LIABLE FOR ANY CONSEQUENTIAL, INCIDENTAL, SPECIAL, INDIRECT, OR PUNITIVE DAMAGES WHATSOEVER, WHETHER ARISING OUT OF BREACH OF CONTRACT, WARRANTY, TORT (INCLUDING NEGLIGENCE AND STRICT LIABILITY) OR OTHER THEORY OF LAW OR EQUITY, WITH RESPECT TO VEHICLES OR OTHER PRODUCTS SOLD BY PIERCE, OR THEIR OPERATION OR FAILURE TO OPERATE, OR ANY DEFECTS THEREIN, OR ANY UNDERTAKINGS, ACTS OR OMISSIONS RELATED THERETO, REGARDLESS OF WHETHER PIERCE HAS BEEN INFORMED OF THE POSSIBILITY OF ANY SUCH DAMAGES. Without limiting the generality of the foregoing, Pierce specifically disclaims any liability for property or personal injury damages, penalties, damages for lost profits or revenues, loss of vehicles or products or any associated equipment, cost of substitute vehicles or products, down-time, delay damages, any other types of economic loss, or for any claims by any third party for any such damages.

*Note: Any Surety Bond, if a part of the sale of the vehicle as to which this limited warranty is provided, applies only to this Pierce Basic One Year Limited Warranty for such vehicle, and not to other warranties made by Pierce in a separate document (if any) or to the warranties (if any) made by any manufacturer (other than Pierce) of any part, component, attachment or accessory that is incorporated into or attached to the vehicle.*

**7/5/2011 WA0203**

# NEW PRODUCT WARRANTY

Allison Transmission

**PARTICIPATING OEM SALES**
**DISTRIBUTOR SALES**

## LIMITED WARRANTY ON NEW ALLISON AUTOMATIC TRANSMISSIONS USED IN EMERGENCY VEHICLE APPLICATIONS

Allison Transmission will provide for repairs or replacement, at its option, during the warranty period of each new Allison transmission listed below that is installed in an Emergency Vehicle in accordance with the following terms, conditions, and limitations.

### WHAT IS COVERED

- **WARRANTY APPLIES** — This warranty is for new Allison transmission models listed below installed in an Emergency Vehicle and is provided to the original and any subsequent owner(s) of the vehicle during the warranty period.
- **REPAIRS COVERED** — The warranty covers repairs or replacement, at Allison Transmission's option, to correct any transmission malfunction resulting from defects in material or workmanship occurring during the warranty period. Needed repairs or replacements will be performed using the method Allison Transmission determines most appropriate under the circumstances.
- **TOWING** — Towing is covered to the nearest Allison Transmission Distributor or authorized Dealer only when necessary to prevent further damage to your transmission.
- **PAYMENT TERMS** — Warranty repairs, including parts and labor, will be covered per the schedule shown in the chart contained in section "APPLICABLE MODELS, WARRANTY LIMITATIONS, AND ADJUSTMENT SCHEDULE."
- **OBTAINING REPAIRS** — To obtain warranty repairs, take the vehicle to any Allison Transmission Distributor or authorized Dealer within a reasonable amount of time and request the needed repairs. A reasonable amount of time must be allowed for the Distributor or Dealer to perform necessary repairs.
- **TRANSMISSION REMOVAL AND REINSTALLATION** — Labor costs for the removal and re-installation of the transmission, when necessary to make a warranty repair, are covered by this warranty.
- **WARRANTY PERIOD** — The warranty period for all coverages shall begin on the date the transmission is delivered to the first retail purchaser, with the following exception:

  **Demonstration Service** - A transmission in a new truck or bus may be demonstrated to a total of 5000 miles (8000 kilometers). If the vehicle is within this limit when sold to a retail purchaser, the warranty start date is the date of purchase. Normal warranty services are applicable to the demonstrating Dealer. Should the truck or bus be sold to a retail purchaser after these limits are reached, the warranty period will begin on the date the vehicle was first placed in demonstration service and the purchaser will be entitled to the remaining warranty.

### APPLICABLE MODELS, WARRANTY LIMITATIONS, AND ADJUSTMENT SCHEDULE

| APPLICABLE MODELS | WARRANTY LIMITATIONS (Whichever occurs first) | | ADJUSTMENT CHARGE TO BE PAID BY THE CUSTOMER | |
|---|---|---|---|---|
| | Months | Transmission Miles Or Kilometers | Parts | Labor |
| MT, MD 3000, 3200, 3500, 3700 | 0–24 | No Limit | No Charge | No Charge |
| HT with Hydraulic Controls | 0–24 | No Limit | No Charge | No Charge |
| AT, 1000 Series™, 2000 Series™, 2400 Series™ | 0–36 | No Limit | No Charge | No Charge |
| HT with Electronic Controls | 0–60 | No Limit | No Charge | No Charge |
| HD 1000 EVS, 2100 EVS, 2200 EVS 2350 EVS, 2500 EVS, 2550 EVS, 3000 EVS, 3500 EVS, 4000, 4000 EVS, 4500, 4500 EVS, 4700, 4700 EVS, 4800, 4800 EVS | 0–60 | No Limit | No Charge | No Charge |

## WHAT IS NOT COVERED

- **DAMAGE DUE TO ACCIDENT, MISUSE, or ALTERATION** — Defects and damage caused as the result of any of the following are not covered:
  - — Flood, collision, fire, theft, freezing, vandalism, riot, explosion, or objects striking the vehicle;
  - — Misuse of the vehicle;
  - — Installation into unapproved applications and installations;
  - — Alterations or modification of the transmission or the vehicle, and
  - — Damage resulting from improper storage (refer to long-term storage procedure outlined in the applicable Allison Service Manual)
  - — Anything other than defects in Allison Transmission material or workmanship

  **NOTE:** This warranty is void on transmissions used in vehicles currently or previously titled as salvaged, scrapped, junked, or totaled.
- **CHASSIS, BODY, and COMPONENTS** — The chassis and body company (assemblers) and other component and equipment manufacturers are solely responsible for warranties on the chassis, body, component(s), and equipment they provide. Any transmission repair caused by an alteration(s) made to the Allison transmission or the vehicle which allows the transmission to be installed or operated outside of the limits defined in the appropriate Allison Installation Guideline is solely the responsibility of the entity making the alteration(s).
- **DAMAGE CAUSED by LACK of MAINTENANCE or by the USE of TRANSMISSION FLUIDS NOT RECOMMENDED in the OPERATOR'S MANUAL** — Defects and damage caused by any of the following are not covered:
  - — Failure to follow the recommendations of the maintenance schedule intervals applicable to the transmission;
  - — Failure to use transmission fluids or maintain transmission fluid levels recommended in the Operator's Manual.
- **MAINTENANCE** — Normal maintenance (such as replacement of filters, screens, and transmission fluid) is not covered and is the owner's responsibility.
- **REPAIRS by UNAUTHORIZED DEALERS** — Defects and damage caused by a service outlet that is not an authorized Allison Transmission Distributor or Dealer are not covered.
- **USE of OTHER THAN GENUINE ALLISON TRANSMISSION PARTS** — Defects and damage caused by the use of parts that are not genuine Allison Transmission parts are not covered.
- **EXTRA EXPENSES** — Economic loss and extra expenses are not covered. Examples include but are not limited to: loss of vehicle use; inconvenience; storage; payment for loss of time or pay; vehicle rental expense; lodging; meals; or other travel costs.
- **"DENIED PARTY" OWNERSHIP** — Warranty repair parts and labor costs are not reimbursed to any participating or non-participating OEMs, dealers or distributors who perform warranty work for, or on behalf of, end users identified by the United States as being a "denied party" or who are citizens of sanctioned or embargoed countries as defined by the U.S. Department of Treasury Office of Foreign Assets Control. Furthermore, warranty reimbursements are not guaranteed if the reimbursement would be contrary to any United States export control laws or regulations as defined by the U.S. Department of Commerce, the U.S. Department of State, or the U.S. Department of Treasury.

## OTHER TERMS APPLICABLE TO CONSUMERS AS DEFINED by the MAGNUSON-MOSS WARRANTY ACT

This warranty gives you specific legal rights and you may also have other rights which vary from state to state.

Allison Transmission does not authorize any person to create for it any other obligation or liability in connection with these transmissions. **ANY IMPLIED WARRANTY OF MERCHANTABILITY OR FITNESS FOR A PARTICULAR PURPOSE APPLICABLE TO THESE TRANSMISSIONS IS LIMITED IN DURATION TO THE DURATION OF THIS WRITTEN WARRANTY. PERFORMANCE OF REPAIRS AND NEEDED ADJUSTMENTS IS THE EXCLUSIVE REMEDY UNDER THIS WRITTEN WARRANTY OR ANY IMPLIED WARRANTY. ALLISON TRANSMISSION SHALL NOT BE LIABLE FOR INCIDENTAL OR CONSEQUENTIAL DAMAGES (SUCH AS, BUT NOT LIMITED TO, LOST WAGES OR VEHICLE RENTAL EXPENSES) RESULTING FROM BREACH OF THIS WRITTEN WARRANTY OR ANY IMPLIED WARRANTY.****

** Some states do not allow limitations on how long an implied warranty will last or the exclusion or limitation of incidental or consequential damages, so the above limitations or exclusions may not apply to you.

## OTHER TERMS APPLICABLE TO OTHER END-USERS

**THIS WARRANTY IS THE ONLY WARRANTY APPLICABLE TO THE ALLISON TRANSMISSION MODELS LISTED ABOVE AND IS EXPRESSLY IN LIEU OF ANY OTHER WARRANTIES, EXPRESS OR IMPLIED, INCLUDING ANY IMPLIED WARRANTY OF MERCHANTABILITY OR FITNESS FOR A PARTICULAR PURPOSE. ALLISON TRANSMISSION DOES NOT AUTHORIZE ANY PERSON TO CREATE FOR IT ANY OTHER OBLIGATION OR LIABILITY IN CONNECTION WITH SUCH TRANSMISSIONS. ALLISON TRANSMISSION SHALL NOT BE LIABLE FOR INCIDENTAL OR CONSEQUENTIAL DAMAGES RESULTING FROM BREACH OF THIS WARRANTY OR ANY IMPLIED WARRANTY.**

## QUESTIONS

If you have any questions regarding this warranty or the performance of warranty obligations, you may contact any Allison Transmission Distributor or Dealer or write to:

Allison Transmission, Inc.
P.O. Box 894
Indianapolis, IN 46206-0894
Attention: Warranty Administration PF-9

Form SE0616EN (201009)

Pierce

Fire and Rescue Apparatus

# Five (5) Year Material and Workmanship - Transmission Oil Cooler
# Three (3) Year Collateral Damage Coverage

# Limited Warranty

## 1. LIMITED WARRANTY

Subject to the limitations and exclusions set forth below, Pierce Manufacturing provides the following warranty to the Buyer:

| | |
|---|---|
| **Coverage:** | **The transmission cooler shall be free from component or structural failures caused by defects in material and/or workmanship. Collateral damage up to $10,000 per occurrence is available for the first three (3) years.** |
| **Warranty Begins:** | **The date of delivery to the first retail purchaser.** |
| **Warranty Period Ends After:** | **Five (5) Years on Oil Cooler and three (3) years on collateral damage coverage** |
| **Conditions and Exclusions:**<br><br>**See Also Paragraphs 2 thru 4** | **This warranty does not cover repair due to accidents, misuse, and excessive vibration, flying debris, storage damage (freezing), negligence or modification. This warranty is void if any modification or repairs are performed without authorization. This also voids any future warranty.**<br><br>**This warranty does not cover cost of maintenance or repairs due to lack of required maintenance services as recommended. Performance of the required maintenance and use of proper fluids are the responsibility of the owner.**<br><br>**Towing is covered to the nearest distributor or authorized dealer only when necessary to prevent further damage to your transmission.**<br><br>**Labor costs for the removal and reinstallation of goods may be covered when necessary to make repairs. Please contact your OEM for authorization.**<br><br>**Replacement of cooler during the warranty period is limited to 100% of reasonable labor costs up to a maximum of $700 to remove, replace, or repair the oil cooler.** |

This limited warranty shall apply only if the product is properly maintained in accordance with Pierce's maintenance instructions and manuals and is used in service which is normal to the particular model. Normal service means service which does not subject the product to stresses or impacts greater than normally result from careful use. If the Buyer discovers a defect or nonconformity, it must notify Pierce in writing within thirty (30) days after the date of discovery, but in any event prior to the expiration of the warranty period. THIS LIMITED WARRANTY MAY NOT BE ASSIGNED OR OTHERWISE TRANSFERRED BY THE BUYER TO ANY SUBSEQUENT USER OR PURCHASER OR TO ANY OTHER PERSON OR ENTITY.

Notwithstanding anything to the contrary herein, Pierce makes no warranty whatsoever as to:

(a) any integral parts, components, attachments or trade accessories of or to the product that are not manufactured by Pierce, including but not limited to engines, transmissions, drivelines, axles, water pumps and generators; with respect to all such parts, components, attachments and accessories, Pierce shall assign to Buyer the applicable warranties, if any, made by the respective manufacturers thereof;

(b) any vehicle, chassis, or component, part, attachment or accessory damaged by misuse, neglect, fire, exposure to severe environmental or chemical conditions, acidic environment, improper maintenance, accident, crash, or force majeure such as natural disaster, lightning, earthquake, windstorm, hail, flood, war or riot;

(c) any vehicle, chassis or component, part, attachment or accessory that has been repaired, altered or assembled in any way by any person or entity other than Pierce which, in the sole judgment of Pierce, adversely affects the performance, stability or purpose for which it was manufactured; or

(d) products or parts which may in the ordinary course wear out and have to be replaced during the warranty period, including, but not limited to, tires, fluids, gaskets and light bulbs. Pierce assumes no responsibility for the assembly of its parts or subassemblies into finishing products or vehicles unless the assembly is performed by Pierce.

The original purchaser may void this warranty in part or in its entirety if the product is repaired or replaced (a) without prior written approval of the Pierce Customer Service Department; or (b) at a facility which has not been approved by Pierce as to technical capability. Any repairs, modifications, alterations or aftermarket parts added after manufacture without the authorization of Pierce may void this warranty.

## 2. DISCLAIMERS OF WARRANTIES

THE WARRANTY SET FORTH IN PARAGRAPH 1 IS THE SOLE AND EXCLUSIVE WARRANTY GIVEN BY PIERCE. PIERCE HEREBY DISCLAIMS AND EXCLUDES ALL OTHER WARRANTIES, WHETHER EXPRESS, IMPLIED OR STATUTORY, INCLUDING WITHOUT LIMITATION ANY WARRANTY OF MERCHANTABILITY, ANY WARRANTY OF FITNESS FOR A PARTICULAR PURPOSE, AND ANY WARRANTIES ARISING FROM COURSE OF DEALING OR USAGE OF TRADE.

## 3. BUYER'S EXCLUSIVE REMEDY.

If the product fails to conform to the warranty set forth in paragraph 1 during the warranty period, and such nonconformity is not due to misuse, neglect, accident or improper maintenance, Buyer must notify Pierce within the time period specified in paragraph 1, and shall make the product available for inspection by Pierce or its designated agent. At the request of Pierce, any allegedly defective product shall be returned to Pierce by Buyer for examination and/or repair. Buyer shall be responsible for the cost of such transportation, and for risk of loss of or damage to the product during transportation. Within a reasonable time, Pierce shall repair or replace (at Pierce's option and expense) any nonconforming or defective parts. Repair or replacement shall be made only by a facility approved in advance in writing by Pierce. THIS REMEDY SHALL BE THE EXCLUSIVE AND SOLE REMEDY FOR ANY BREACH OF WARRANTY.

## 4. EXCLUSION OF CONSEQUENTIAL AND INCIDENTAL DAMAGES.

Notwithstanding anything to the contrary herein or in any agreement between Pierce and Buyer, IN NO EVENT SHALL PIERCE BE LIABLE FOR ANY CONSEQUENTIAL, INCIDENTAL, SPECIAL, INDIRECT, OR PUNITIVE DAMAGES WHATSOEVER, WHETHER ARISING OUT OF BREACH OF CONTRACT, WARRANTY, TORT (INCLUDING NEGLIGENCE AND STRICT LIABILITY) OR OTHER THEORY OF LAW OR EQUITY, WITH RESPECT TO VEHICLES OR OTHER PRODUCTS SOLD BY PIERCE, OR THEIR OPERATION OR FAILURE TO OPERATE, OR ANY DEFECTS THEREIN, OR ANY UNDERTAKINGS, ACTS OR OMISSIONS RELATED THERETO, REGARDLESS OF WHETHER PIERCE HAS BEEN INFORMED OF THE POSSIBILITY OF ANY SUCH DAMAGES. Without limiting the generality of the foregoing, Pierce specifically disclaims any liability for property or personal injury damages, penalties, damages for lost profits or revenues, loss of vehicles or products or any associated equipment, cost of substitute vehicles or products, down-time, delay damages, any other types of economic loss, or for any claims by any third party for any such damages.

*Note: Any Surety Bond, if a part of the sale of the vehicle as to which this limited warranty is provided, applies only to this Pierce Basic One Year Limited Warranty for such vehicle, and not to other warranties made by Pierce in a separate document (if any) or to the warranties (if any) made by any manufacturer (other than Pierce) of any part, component, attachment or accessory that is incorporated into or attached to the vehicle.*

**UNITED PLASTIC FABRICATING**

# Limited Lifetime Warranty

Effective as of January 1, 2024

1. General. United Plastic Fabricating, Inc. (the "Company") warrants to the owner (the "Owner") that the products set forth on Exhibit A, attached hereto (the "Product") will be reasonably free from defects in materials and workmanship for the service life of the Product. This Limited Lifetime Warranty (the "Warranty") only applies to Company Products that are: (a) owned by a federal, state, county or local government, a volunteer fire department or dedicated commercial fire service operation; (b) continuously and actively used in emergency response and/or fire suppression vehicles; and (c) used, stored, handled and installed in the manner recommended by Company.

2. Warranty Obligations. Subject to the exclusions and limitations set forth in this Warranty, Company will, at its option, repair or offer a one (1) time replacement of the Product without charge, if the Product fails or does not perform as warranted during the warranty period due to a manufacturing defect or a defect in materials. Repair or replacement shall include reasonable labor charges necessary to repair or replace the defective Product but shall not include: (a) the costs associated with removal of the Product from the vehicle or the cost to otherwise provide access to the Product in the vehicle; (b) the cost associated with any required upgrades the vehicle (including, without limitation, upgrades required to strengthen the vehicle's frame); or (c) travel costs, except as provided by Section 3. Company's obligation as to repair or replacement shall further be limited to repair or replacement with the models of the Product that are available at the time of the repair or replacement, and shall be limited to the repair or replacement of only the specific Product that fails due to a manufacturing defect. In the event a Product becomes unavailable or cannot be supplied by Company for any reason a substitute Product of equal quality and functionality of the subject Product may be substituted by Company. Any repaired Product shall remain subject to this Warranty and any repair shall not extend the warranty period in any manner or start a new warranty period. Any Product that is replaced by Company shall be excluded from this Warranty. In no event shall Company be required to expend, in any one (1) or series of expenditures, more than the purchase price of the Product to repair or replace a defective Product. Amounts expended by Company shall include all amounts paid by Company in connection the repair or replacement, including without limitation, amounts paid to third-parties, material costs, incidental costs and travel costs (except as provided by Section 3).

3. Travel; Expenses; Product Access. Company shall be responsible for any travel costs incurred to repair or replace the Product provided that: (a) the Product is located in the continental United States or Canada; and (ii) the warranty claim is initiated prior to the date on which NFPA 1912 Standards (Annex D) recommends replacement of the Product. All other travel costs incurred by Company or its agents to repair or replace the Product shall be the responsibility of the party asserting the warranty claim. Company reserves the right to require, as a condition to undertaking any repair or replacement: (y) pre-payment of its anticipated travel costs; and (z) satisfactory arraignments concerning scheduling and access to the Product. If the subject Product is located in an area of the world considered, in Company's sole discretion, to be unsafe Company may refuse to process the claim or require relocation of the Product, at no expense to Company, to an area where such repairs can be performed safely by Company or its agents. In the event Company or Company's agents are dispatched to repair or replace a defective Product and the vehicle in which the Product has been installed is not available or the Product is not readily accessible, for any reason, Company or Company's agents, as the case may be, shall be immediately reimbursed for all expenses incurred therewith.

4. Exclusions: Products must be stored, handled, installed, used and maintained in accordance with instructions provided by Company, and this Warranty is conditioned upon compliance with all such instructions. This Warranty does not cover defects caused by: (a) improper installation; (b) modification, alteration or repair of the Product by any unauthorized third-party; (c) misuse, including, without limitation, improper

storage or handling of the Product (e.g. excessive exposure to UV rays); chemical abuse (e.g. harsh cleansers and solvents), thermal abuse or shock (e.g. excessive heat or cold); (d) damage not resulting from manufacturing defects that occur while the Product is not in Company's possession (e.g. accidents); or (e) unreasonable or unintended use of the Product. Copies of the Company's operation and maintenance instructions are available on the Company's website https://www.unitedplastic.com/upf-documents/

5. Disclaimer. THE WARRANTIES SET FORTH HEREIN ARE THE ONLY WARRANTIES MADE BY COMPANY IN CONNECTION WITH THE PRODUCT. COMPANY CAN NOT AND DOES NOT MAKE ANY IMPLIED OR EXPRESS WARRANTIES WITH RESPECT TO THE PRODUCT, AND DISCLAIMS ALL OTHER WARRANTIES, INCLUDING, BUT NOT LIMITED TO, ANY WARRANTY OF MERCHANTABILITY OR FITNESS FOR A PARTICULAR PURPOSE. PRODUCTS SOLD BY COMPANY ARE SOLD ONLY TO THE SPECIFICATIONS SPECIFICALLY SET FORTH BY COMPANY IN WRITING. OTHER THAN THE LIMITED WARRANTY SET FORTH HEREIN, COMPANY MAKES NO OTHER WARRANTIES, EXPRESS OR IMPLIED. COMPANY'S SOLE OBLIGATION UNDER THIS WARRANTY SHALL BE REPAIR OR REPLACEMENT OF NON-CONFORMING PRODUCT. BUYER ASSUMES ALL RISK WHATSOEVER AS TO THE RESULT OF THE USE OF THE PRODUCT PURCHASED, WHETHER USED SINGULARLY OR IN COMBINATION WITH ANY OTHER PRODUCTS OR SUBSTANCES.

6. Limitation of Liability. NO CLAIM BY OWNER OF ANY KIND, INCLUDING CLAIMS FOR INDEMNIFICATION, SHALL BE GREATER IN AMOUNT THAN THE PURCHASE PRICE OF THE PRODUCT IN RESPECT TO WHICH DAMAGES ARE CLAIMED. IN NO EVENT SHALL COMPANY BE LIABLE TO OWNER IN TORT, CONTRACT OR OTHERWISE, FOR ANY SPECIAL, INDIRECT, INCIDENTAL, CONSEQUENTIAL (INCLUDING, WITHOUT LIMITATION, ANY OBLIGATION OF COMPANY TO REPAIR OR REPLACE ANY CHASSIS, SUB-FRAMES, BODIES, VALVES, DUMPS, HOSES, PRESSURE VACUUM VENTS OR OTHER SIMILAR COMPONENTS), RELIANCE, STATUTORY, SPECIAL, PUNITIVE OR EXEMPLARY DAMAGES, INCLUDING, BUT NOT LIMITED TO, LOST PROFITS, LOSS OF USE, LOSS OF TIME, LOSS OF REVENUES, INCONVENIENCE, LOSS BUSINESS OPPORTUNITIES, OR DAMAGE TO GOOD WILL OR REPUTATION, EVEN IF ADVISED OF THE POSSIBILITY OF SUCH DAMAGES OR SUCH DAMAGES COULD HAVE BEEN REASONABLY FORESEEN, IN CONNECTION WITH, ARISING OUT OF, OR AS A RESULT OF, THE SALE, DELIVERY, SERVICING, USE OR LOSS OF USE OF THE PRODUCTS SOLD HEREUNDER, OR FOR ANY LIABILITY OF BUYER TO ANY THIRD PARTY WITH RESPECT THERETO.

7. Reformation. If any term or provision of this Warranty shall be held or deemed to be, or shall in fact be, invalid, inoperative, illegal or unenforceable as applied in any case or in any jurisdiction or jurisdictions because of the conflicting nature of any provision with any constitution or statute or rule of public policy or for any other reason, then: (a) such circumstance shall not have the effect of rendering the provision or provisions in question invalid, inoperative, illegal or unenforceable in any other jurisdiction or in any other case or circumstance or of rendering any other provision or provisions herein contained invalid, inoperative, illegal or unenforceable to the extent that such other provisions are not themselves actually in conflict with such constitution, statute or rule of public policy; and (b) any such invalid, inoperative, illegal or unenforceable provision shall be reformed and construed in any such jurisdiction or case so that such provision would be valid, operative and enforceable to the maximum extent permitted in such jurisdiction or case.

8. Headings. The headings contained herein are for convenience and reference only, and shall be given no effect in the interpretation of any term or condition of this Warranty.

9. Submitting a Warranty Claim. To request coverage under this Warranty you must submit a claim through Company's_website: https://www.unitedplastic.com/contact/product-support/

10. Transferability. This Warranty is transferable and entitles the transferee to coverage for the remainder of the original warranty period.

11. Modification. This Warranty may be modified (a) as set forth on a binding sales order for the Product or (b) by a written agreement between Company and the Owner.

## Exhibit A

Covered Product List

- Poly-Tanks®
- PolySide® Wetside Tanks
- Defender™ Skid Tanks
- Ellip-T™ Elliptical Tanks
- ARFF Tanks

# Fire and Rescue Apparatus

## Ten (10) Year Structural Integrity

## Apparatus Body

# Limited Warranty

**1. LIMITED WARRANTY**

Subject to the limitations and exclusions set forth below, Pierce Manufacturing provides the following warranty to the Buyer:

| | |
|---|---|
| **Coverage:** | **The apparatus body shall be free from structural failures caused by defects in material and workmanship** |
| **Warranty Begins:** | **The date of the original purchase invoice (issued when the product ships from the factory).** |
| **Warranty Period Ends After:** | **Ten (10) Years<br>- or -<br>100,000 Miles** |
| **Conditions and Exclusions:**<br><br>**See Also Paragraphs 2 thru 4** | **This warranty applies only to the body tubular support and mounting structures and other structural components of the body of the vehicle model, as identified in the Pierce specifications for the Fire and Rescue Apparatus.**<br><br>**This warranty does not apply to damage caused by corrosion.** |

This limited warranty shall apply only if the product is properly maintained in accordance with Pierce's maintenance instructions and manuals and is used in service which is normal to the particular model. Normal service means service which does not subject the product to stresses or impacts greater than normally result from careful use. If the Buyer discovers a defect or nonconformity, it must notify Pierce in writing within thirty (30) days after the date of discovery, but in any event prior to the expiration of the warranty period. THIS LIMITED WARRANTY MAY NOT BE ASSIGNED OR OTHERWISE TRANSFERRED BY THE BUYER TO ANY SUBSEQUENT USER OR PURCHASER OR TO ANY OTHER PERSON OR ENTITY.

Notwithstanding anything to the contrary herein, Pierce makes no warranty whatsoever as to:

(a) any integral parts, components, attachments or trade accessories of or to the product that are not manufactured by Pierce, including but not limited to engines, transmissions, drivelines, axles, water pumps and generators; with respect to all such parts, components, attachments and accessories, Pierce shall assign to Buyer the applicable warranties, if any, made by the respective manufacturers thereof;

(b) any vehicle, chassis, or component, part, attachment or accessory damaged by misuse, neglect, fire, exposure to severe environmental or chemical conditions, acidic environment, improper maintenance, accident, crash, or force majeure such as natural disaster, lightning, earthquake, windstorm, hail, flood, war or riot;

(c) any vehicle, chassis or component, part, attachment or accessory that has been repaired, altered or assembled in any way by any person or entity other than Pierce which, in the sole judgment of Pierce, adversely affects the performance, stability or purpose for which it was manufactured; or

(d) products or parts which may in the ordinary course wear out and have to be replaced during the warranty period, including, but not limited to, tires, fluids, gaskets and light bulbs. Pierce assumes no responsibility for the assembly of its parts or subassemblies into finishing products or vehicles unless the assembly is performed by Pierce.

The original purchaser may void this warranty in part or in its entirety if the product is repaired or replaced (a) without prior written approval of the Pierce Customer Service Department; or (b) at a facility which has not been approved by Pierce as to technical capability. Any repairs, modifications, alterations or aftermarket parts added after manufacture without the authorization of Pierce may void this warranty.

**2. DISCLAIMERS OF WARRANTIES**

THE WARRANTY SET FORTH IN PARAGRAPH 1 IS THE SOLE AND EXCLUSIVE WARRANTY GIVEN BY PIERCE. PIERCE HEREBY DISCLAIMS AND EXCLUDES ALL OTHER WARRANTIES, WHETHER EXPRESS, IMPLIED OR STATUTORY, INCLUDING WITHOUT LIMITATION ANY WARRANTY OF MERCHANTABILITY, ANY WARRANTY OF FITNESS FOR A PARTICULAR PURPOSE, AND ANY WARRANTIES ARISING FROM COURSE OF DEALING OR USAGE OF TRADE.

**3. BUYER'S EXCLUSIVE REMEDY.**

If the product fails to conform to the warranty set forth in paragraph 1 during the warranty period, and such nonconformity is not due to misuse, neglect, accident or improper maintenance, Buyer must notify Pierce within the time period specified in paragraph 1, and shall make the product available for inspection by Pierce or its designated agent. At the request of Pierce, any allegedly defective product shall be returned to Pierce by Buyer for examination and/or repair. Buyer shall be responsible for the cost of such transportation, and for risk of loss of or damage to the product during transportation. Within a reasonable time, Pierce shall repair or replace (at Pierce's option and expense) any nonconforming or defective parts. Repair or replacement shall be made only by a facility approved in advance in writing by Pierce. THIS REMEDY SHALL BE THE EXCLUSIVE AND SOLE REMEDY FOR ANY BREACH OF WARRANTY.

**4. EXCLUSION OF CONSEQUENTIAL AND INCIDENTAL DAMAGES.**

Notwithstanding anything to the contrary herein or in any agreement between Pierce and Buyer, IN NO EVENT SHALL PIERCE BE LIABLE FOR ANY CONSEQUENTIAL, INCIDENTAL, SPECIAL, INDIRECT, OR PUNITIVE DAMAGES WHATSOEVER, WHETHER ARISING OUT OF BREACH OF CONTRACT, WARRANTY, TORT (INCLUDING NEGLIGENCE AND STRICT LIABILITY) OR OTHER THEORY OF LAW OR EQUITY, WITH RESPECT TO VEHICLES OR OTHER PRODUCTS SOLD BY PIERCE, OR THEIR OPERATION OR FAILURE TO OPERATE, OR ANY DEFECTS THEREIN, OR ANY UNDERTAKINGS, ACTS OR OMISSIONS RELATED THERETO, REGARDLESS OF WHETHER PIERCE HAS BEEN INFORMED OF THE POSSIBILITY OF ANY SUCH DAMAGES. Without limiting the generality of the foregoing, Pierce specifically disclaims any liability for property or personal injury damages, penalties, damages for lost profits or revenues, loss of vehicles or products or any associated equipment, cost of substitute vehicles or products, down-time, delay damages, any other types of economic loss, or for any claims by any third party for any such damages.

*Note: Any Surety Bond, if a part of the sale of the vehicle as to which this limited warranty is provided, applies only to this Pierce Basic One Year Limited Warranty for such vehicle, and not to other warranties made by Pierce in a separate document (if any) or to the warranties (if any) made by any manufacturer (other than Pierce) of any part, component, attachment or accessory that is incorporated into or attached to the vehicle.*

AMDOR
SPECIALTY ROLL-UP DOORS

# AMDOR Inc. TERMS OF BUSINESS AND GENERAL INFORMATION

## Warranty:

All AMDOR Inc. roll-up door products are warranted for a period of 10 years from the date of delivery (with the exception of wet paint adhesion - please see below). AMDOR Inc. liability covers the replacement or repair of any component that fails due to defects in material and / or workmanship during the coverage period. We accept no liability for claims made for damages to any part (or parts) of a vehicle and / or machine (of any type) or injury claims by a person or persons assumed or alleged to have been brought about by the use or misuse of any product supplied by AMDOR Inc. Warranty coverage does not extend to door attachments including (but not limited to) decals, emblems, stripes and adhesives.

In order to initiate the claims process please contact your authorized representative of AMDOR Inc. Warranty claims must be accompanied by a written description providing full and reasonable details as to the nature of the defect. Upon receipt of your claim arrangements will be made to inspect the defective product (if necessary). Justified warranty claims will be repaired, exchanged, or credited to the customer's account at AMDOR Inc.'s discretion. All warranty claims must be approved in writing by the Customer Service Manager for AMDOR Inc. There are no exceptions to this clause.

Limited warranty coverage includes the labor associated with the disassembly and assembly of products deemed to be defective by AMDOR Inc. Labor allowances are based on a set time schedule as determined by AMDOR Inc. The maximum allowable hourly labor rate is $ 50. All warranty labor claims must be approved in writing by an authorized representative of AMDOR Inc. prior to commencement of work. Allowances for removal and installation:

| | |
|---|---|
| Curtain replacement: | 3/4 hour |
| Balancer replacement: | 1 hour |
| Door ajar switch | 3/4 hour |
| Bottom Panel Assembly: | 1/2 hour |
| Slat replacement: | 3/4 hour |
| Door removal and replacement | 1 1/2 hours |

Items authorized for return must be accompanied by a Return Goods Authorization (RGA) number. We will accept collect shipments of items deemed to be defective provided that they are returned via the most economical carrier. Should items be

returned by means other than the most economical carrier the difference will be charged back to the sender.

AMDOR Inc. reserves the right to reject any claim when a product has been opened, interfered with or modified. Claims may also be rejected when damage to the product (or any sub-assembly) has been brought about by accident, misuse, abuse, vandalism, incorrect installation, temperature extremes, chemical exposure or any factor other than regular operating conditions.

## Limited Wet Paint Match Adhesion Warranty

AMDOR Inc. warrants wet paint finishes applied by AMDOR utilizing our approved factory paint specification. All wet paint match colors must be approved in writing by an authorized OEM representative. AMDOR Inc. will provide a color spray out for this purpose. The time required for shipping and consideration of initial color spray outs will be considered over and above stated lead times. Warranty coverage will extend for a period of not less than 5 years from the date of delivery as determined by AMDOR Inc.'s Packing Slip. AMDOR reserves the right to determine whether individual units will be replaced and / or repaired by an AMDOR approved vendor. An allowance will be made for labor associated with the disassembly and assembly of individual units at the prescribed hourly rate of $ 50 per hour. Compensation for labor will not exceed the maximum time allowance permitted for door removal and replacement. Written approval including specified allowance for time must be obtained from AMDOR prior to initiating work. Warranty coverage will extend to the following visible paint system defects:

1./ Loss of mechanical adhesion as evidenced by peeling, cracking or blistering which exposes the substrate material.

2./ Corrosion of the substrate due to paint system failure.

3./ Fading which results in a substantial departure from the primary AMDOR approved body color.

Wet paint adhesion limited warranty coverage will be excluded when damages to the system are determined by AMDOR Inc. to be a result of the following:

1./ Damage caused through the use of attachments including (but not limited to) decals, labels, adhesives, non factory approved coatings.

2./ Loss of gloss, discoloration or damage due to improper maintenance (including but not limited to) mechanical wash systems, pressure washers, steam cleaners, non approved wash or polishing agents.

3./ Abuse, acts of nature, excessive heat / cold, chemical exposure, vandalism and / or accidents.

4./ Scratches, chips, abrasions, or dents from any source.

**This document supercedes all previous written and / or verbal warranties provided by AMDOR Inc. and / or it's affiliates.**

# Waterous Seven-Year Limited Warranty

WATEROUS warrants, to the original Buyer only, that products manufactured by WATEROUS will be free from defects in material and workmanship under normal use and service for a period of seven (7) years from the date the product is first placed in service, or seven and one-half (7-1/2) years from the date of shipment by WATEROUS, whichever period shall be the first to expire; provided the Buyer notifies WATEROUS, in writing, of the defect in said product within the warranty period, and said product is found by WATEROUS to be nonconforming with the aforesaid warranty. When required in writing by WATEROUS, defective products must be promptly returned by Buyer to WATEROUS at WATEROUS' plant at South St. Paul, Minnesota, or at such other place as may be specified by WATEROUS, with transportation and other charges prepaid. A Returned Material Authorization (RMA) is required for all products and parts and may be requested by phone, fax, email, or mail. The aforesaid warranty excludes any responsibility or liability of WATEROUS for:

(a) damages or defects due to accident, abuse, misuse, abnormal operating conditions, negligence, accidental causes, use in non-firefighting applications, or improper maintenance, or attributable to written specifications or instructions furnished by Buyer;

(b) defects in products manufactured by others and furnished by WATEROUS hereunder, it being understood and agreed by the parties that the only warranty provided for such products shall be the warranty provided by the manufacturer thereof which, if assignable, WATEROUS will assign to Buyer, if requested by Buyer;

(c) any product or part, altered, modified, serviced or repaired other than by WATEROUS, without its prior written consent;

(d) the cost of dismantling, removing, transporting, storing, or insuring the defective product or part and the cost of reinstallation; and

(e) normal wear items (packing, strainers, filters, light bulbs, anodes, intake screens, mechanical seals, etc.).

**ALL OTHER WARRANTIES ARE EXCLUDED, WHETHER EXPRESS OR IMPLIED BY OPERATION OF LAW OR OTHERWISE, INCLUDING ALL IMPLIED WARRANTIES OF MERCHANTABILITY OR FITNESS FOR A PARTICULAR PURPOSE. IN NO EVENT, WHETHER AS A RESULT OF BREACH OF CONTRACT, WARRANTY, TORT (INCLUDING NEGLIGENCE), STRICT LIABILITY, OR ANY OTHER CAUSE OF ACTION, SHALL WATEROUS BE LIABLE FOR ANY PUNITIVE, SPECIAL, INCIDENTAL OR CONSEQUENTIAL DAMAGES, OR FOR PERSONAL INJURY OR PROPERTY DAMAGES.**

The exclusive remedy of Buyer and the sole liability of WATEROUS, whether based on contract, warranty, tort or any other basis of recovery whatsoever, is expressly limited at the election of WATEROUS to:

(a) the replacement at the agreed point of delivery of any product or part, which upon inspection by WATEROUS or its duly authorized representative, is found not to conform to the limited warranty set forth above, or

(b) the repair of such product or part, or

(c) the refund or crediting to Buyer of the net sales price of the defective product or part.

**BUYER'S REMEDIES CONTAINED HEREIN ARE EXCLUSIVE OF ANY OTHER REMEDY OTHERWISE AVAILABLE TO BUYER.**

**Waterous Company**
**125 Hardman Avenue South**
**South St. Paul, MN 55075 USA**
**www.waterousco.com**

WATEROUS

F-2891 (04/15/20)

Fire and Rescue Apparatus

# Ten (10) Year Material and Workmanship Stainless Steel Piping

# Limited Warranty

## 1. LIMITED WARRANTY

Subject to the limitations and exclusions set forth below, Pierce Manufacturing provides the following warranty to the Buyer:

| | |
|---|---|
| **Coverage:** | **Stainless steel piping shall be free from structural failures caused by defects in material and workmanship, or perforation caused by corrosion.** |
| **Warranty Begins:** | **The date of the original purchase invoice (issued when the product ships from the factory).** |
| **Warranty Period Ends After:** | **Ten (10) Years<br>- or -<br>100,000 Miles** |
| **Conditions and Exclusions:**<br><br>**See Also Paragraphs 2 thru 4** | **Pierce's obligation under this warranty is limited to repairing or replacing without charge, as Pierce may elect, the stainless steel piping or components which Pierce determines to have failed due to defective material and workmanship, or perforation caused by corrosion.**<br><br>**This warranty does not cover the use of fluoroprotein (FP) type foam. The sodium chloride within FP foam can cause long-term damage to system components if not thoroughly flushed immediately after use.** |

This limited warranty shall apply only if the product is properly maintained in accordance with Pierce's maintenance instructions and manuals and is used in service which is normal to the particular model. Normal service means service which does not subject the product to stresses or impacts greater than normally result from careful use. If the Buyer discovers a defect or nonconformity, it must notify Pierce in writing within thirty (30) days after the date of discovery, but in any event prior to the expiration of the warranty period. THIS LIMITED WARRANTY MAY NOT BE ASSIGNED OR OTHERWISE TRANSFERRED BY THE BUYER TO ANY SUBSEQUENT USER OR PURCHASER OR TO ANY OTHER PERSON OR ENTITY.

Notwithstanding anything to the contrary herein, Pierce makes no warranty whatsoever as to:

(a) any integral parts, components, attachments or trade accessories of or to the product that are not manufactured by Pierce, including but not limited to engines, transmissions, drivelines, axles, water pumps and generators; with respect to all such parts, components, attachments and accessories, Pierce shall assign to Buyer the applicable warranties, if any, made by the respective manufacturers thereof;

(b) any vehicle, chassis, or component, part, attachment or accessory damaged by misuse, neglect, fire, exposure to severe environmental or chemical conditions, acidic environment, improper maintenance, accident, crash, or force majeure such as natural disaster, lightning, earthquake, windstorm, hail, flood, war or riot;

(c) any vehicle, chassis or component, part, attachment or accessory that has been repaired, altered or assembled in any way by any person or entity other than Pierce which, in the sole judgment of Pierce, adversely affects the performance, stability or purpose for which it was manufactured; or

(d) products or parts which may in the ordinary course wear out and have to be replaced during the warranty period, including, but not limited to, tires, fluids, gaskets and light bulbs. Pierce assumes no responsibility for the assembly of its parts or subassemblies into finishing products or vehicles unless the assembly is performed by Pierce.

The original purchaser may void this warranty in part or in its entirety if the product is repaired or replaced (a) without prior written approval of the Pierce Customer Service Department; or (b) at a facility which has not been approved by Pierce as to technical capability. Any repairs, modifications, alterations or aftermarket parts added after manufacture without the authorization of Pierce may void this warranty.

## 2. DISCLAIMERS OF WARRANTIES

THE WARRANTY SET FORTH IN PARAGRAPH 1 IS THE SOLE AND EXCLUSIVE WARRANTY GIVEN BY PIERCE. PIERCE HEREBY DISCLAIMS AND EXCLUDES ALL OTHER WARRANTIES, WHETHER EXPRESS, IMPLIED OR STATUTORY, INCLUDING WITHOUT LIMITATION ANY WARRANTY OF MERCHANTABILITY, ANY WARRANTY OF FITNESS FOR A PARTICULAR PURPOSE, AND ANY WARRANTIES ARISING FROM COURSE OF DEALING OR USAGE OF TRADE.

## 3. BUYER'S EXCLUSIVE REMEDY.

If the product fails to conform to the warranty set forth in paragraph 1 during the warranty period, and such nonconformity is not due to misuse, neglect, accident or improper maintenance, Buyer must notify Pierce within the time period specified in paragraph 1, and shall make the product available for inspection by Pierce or its designated agent. At the request of Pierce, any allegedly defective product shall be returned to Pierce by Buyer for examination and/or repair. Buyer shall be responsible for the cost of such transportation, and for risk of loss of or damage to the product during transportation. Within a reasonable time, Pierce shall repair or replace (at Pierce's option and expense) any nonconforming or defective parts. Repair or replacement shall be made only by a facility approved in advance in writing by Pierce. THIS REMEDY SHALL BE THE EXCLUSIVE AND SOLE REMEDY FOR ANY BREACH OF WARRANTY.

## 4. EXCLUSION OF CONSEQUENTIAL AND INCIDENTAL DAMAGES.

Notwithstanding anything to the contrary herein or in any agreement between Pierce and Buyer, IN NO EVENT SHALL PIERCE BE LIABLE FOR ANY CONSEQUENTIAL, INCIDENTAL, SPECIAL, INDIRECT, OR PUNITIVE DAMAGES WHATSOEVER, WHETHER ARISING OUT OF BREACH OF CONTRACT, WARRANTY, TORT (INCLUDING NEGLIGENCE AND STRICT LIABILITY) OR OTHER THEORY OF LAW OR EQUITY, WITH RESPECT TO VEHICLES OR OTHER PRODUCTS SOLD BY PIERCE, OR THEIR OPERATION OR FAILURE TO OPERATE, OR ANY DEFECTS THEREIN, OR ANY UNDERTAKINGS, ACTS OR OMISSIONS RELATED THERETO, REGARDLESS OF WHETHER PIERCE HAS BEEN INFORMED OF THE POSSIBILITY OF ANY SUCH DAMAGES. Without limiting the generality of the foregoing, Pierce specifically disclaims any liability for property or personal injury damages, penalties, damages for lost profits or revenues, loss of vehicles or products or any associated equipment, cost of substitute vehicles or products, down-time, delay damages, any other types of economic loss, or for any claims by any third party for any such damages.

*Note: Any Surety Bond, if a part of the sale of the vehicle as to which this limited warranty is provided, applies only to this Pierce Basic One Year Limited Warranty for such vehicle, and not to other warranties made by Pierce in a separate document (if any) or to the warranties (if any) made by any manufacturer (other than Pierce) of any part, component, attachment or accessory that is incorporated into or attached to the vehicle.*

Pierce

Fire and Rescue Apparatus

# Twenty (20) Year Structural Integrity Pierce Aerial Device

## *Limited Warranty*

**1. LIMITED WARRANTY**

Subject to the limitations and exclusions set forth below, Pierce Manufacturing provides the following warranty to the Buyer:

| | |
|---|---|
| **Coverage:** | **Each new Pierce Aerial Device shall be free from defects in material and workmanship.**<br><br>**Aerial Device Models Covered by this warranty include:**<br>**Aerial Platforms**<br>**Aerial Ladders**<br>**SkyBoom** |
| **Warranty Begins:** | **The date of the original purchase invoice (issued when the product ships from the factory).** |
| **Warranty Period Ends After:** | **Twenty (20) Years**<br>**- or -**<br>**100,000 Miles** |
| **Conditions and Exclusions:**<br><br>**See Also Paragraphs 2 thru 4** | **This warranty applies only to the torque box, turntable, aerial sections and other structural components of the aerial device, as identified in the Pierce specifications for the aerial device. This warranty shall be void if, or to the extent that the aerial device is not maintained in strict compliance with NFPA Standard 1911 in effect at time of sale, including such periodic inspections and testing by qualified third parties as are required by that Standard as it may be in effect from time to time. Proof of such compliance shall accompany any claims under this warranty. Third party testing agencies known to Pierce to be qualified for such purposes may be obtained from the Pierce Customer Service Department**<br><br>**This warranty does not apply to damage caused by corrosion.** |

This limited warranty shall apply only if the product is properly maintained in accordance with Pierce's maintenance instructions and manuals and is used in service which is normal to the particular model. Normal service means service which does not subject the product to stresses or impacts greater than normally result from careful use. If the Buyer discovers a defect or nonconformity, it must notify Pierce in writing within thirty (30) days after the date of discovery, but in any event prior to the expiration of the warranty period. THIS LIMITED WARRANTY MAY NOT BE ASSIGNED OR OTHERWISE TRANSFERRED BY THE BUYER TO ANY SUBSEQUENT USER OR PURCHASER OR TO ANY OTHER PERSON OR ENTITY.

Notwithstanding anything to the contrary herein, Pierce makes no warranty whatsoever as to:

(a) any integral parts, components, attachments or trade accessories of or to the product that are not manufactured by Pierce, including but not limited to engines, transmissions, drivelines, axles, water pumps and generators; with respect to all such parts, components, attachments and accessories, Pierce shall assign to Buyer the applicable warranties, if any, made by the respective manufacturers thereof;

(b) any vehicle, chassis, or component, part, attachment or accessory damaged by misuse, neglect, fire, exposure to severe environmental or chemical conditions, acidic environment, improper maintenance, accident, crash, or force majeure such as natural disaster, lightning, earthquake, windstorm, hail, flood, war or riot;

(c) any vehicle, chassis or component, part, attachment or accessory that has been repaired, altered or assembled in any way by any person or entity other than Pierce which, in the sole judgment of Pierce, adversely affects the performance, stability or purpose for which it was manufactured; or

(d) products or parts which may in the ordinary course wear out and have to be replaced during the warranty period, including, but not limited to, tires, fluids, gaskets and light bulbs. Pierce assumes no responsibility for the assembly of its parts or subassemblies into finishing products or vehicles unless the assembly is performed by Pierce.

The original purchaser may void this warranty in part or in its entirety if the product is repaired or replaced (a) without prior written approval of the Pierce Customer Service Department; or (b) at a facility which has not been approved by Pierce as to technical capability. Any repairs, modifications, alterations or aftermarket parts added after manufacture without the authorization of Pierce may void this warranty.

**2. DISCLAIMERS OF WARRANTIES**

THE WARRANTY SET FORTH IN PARAGRAPH 1 IS THE SOLE AND EXCLUSIVE WARRANTY GIVEN BY PIERCE. PIERCE HEREBY DISCLAIMS AND EXCLUDES ALL OTHER WARRANTIES, WHETHER EXPRESS, IMPLIED OR STATUTORY, INCLUDING WITHOUT LIMITATION ANY WARRANTY OF MERCHANTABILITY, ANY WARRANTY OF FITNESS FOR A PARTICULAR PURPOSE, AND ANY WARRANTIES ARISING FROM COURSE OF DEALING OR USAGE OF TRADE.

**3. BUYER'S EXCLUSIVE REMEDY.**

If the product fails to conform to the warranty set forth in paragraph 1 during the warranty period, and such nonconformity is not due to misuse, neglect, accident or improper maintenance, Buyer must notify Pierce within the time period specified in paragraph 1, and shall make the product available for inspection by Pierce or its designated agent. At the request of Pierce, any allegedly defective product shall be returned to Pierce by Buyer for examination and/or repair. Buyer shall be responsible for the cost of such transportation, and for risk of loss of or damage to the product during transportation. Within a reasonable time, Pierce shall repair or replace (at Pierce's option and expense) any nonconforming or defective parts. Repair or replacement shall be made only by a facility approved in advance in writing by Pierce. THIS REMEDY SHALL BE THE EXCLUSIVE AND SOLE REMEDY FOR ANY BREACH OF WARRANTY.

**4. EXCLUSION OF CONSEQUENTIAL AND INCIDENTAL DAMAGES.**

Notwithstanding anything to the contrary herein or in any agreement between Pierce and Buyer, IN NO EVENT SHALL PIERCE BE LIABLE FOR ANY CONSEQUENTIAL, INCIDENTAL, SPECIAL, INDIRECT, OR PUNITIVE DAMAGES WHATSOEVER, WHETHER ARISING OUT OF BREACH OF CONTRACT, WARRANTY, TORT (INCLUDING NEGLIGENCE AND STRICT LIABILITY) OR OTHER THEORY OF LAW OR EQUITY, WITH RESPECT TO VEHICLES OR OTHER PRODUCTS SOLD BY PIERCE, OR THEIR OPERATION OR FAILURE TO OPERATE, OR ANY DEFECTS THEREIN, OR ANY UNDERTAKINGS, ACTS OR OMISSIONS RELATED THERETO, REGARDLESS OF WHETHER PIERCE HAS BEEN INFORMED OF THE POSSIBILITY OF ANY SUCH DAMAGES. Without limiting the generality of the foregoing, Pierce specifically disclaims any liability for property or personal injury damages, penalties, damages for lost profits or revenues, loss of vehicles or products or any associated equipment, cost of substitute vehicles or products, down-time, delay damages, any other types of economic loss, or for any claims by any third party for any such damages.

*Note: Any Surety Bond, if a part of the sale of the vehicle as to which this limited warranty is provided, applies only to this Pierce Basic One Year Limited Warranty for such vehicle, and not to other warranties made by Pierce in a separate document (if any) or to the warranties (if any) made by any manufacturer (other than Pierce) of any part, component, attachment or accessory that is incorporated into or attached to the vehicle.*

**10/23/2013 WA0052**

**AMITY FIRE AND SAFETY, INC.**
3750 CHESTNUT ROAD
ALBURTIS, PA 18011-0451
Phone: 610-966-3115
Fax: 610-965-6313

# * STANDARD FIVE YEAR WARRANTY *

(standard warranty is in effect for parts shipped after 4/15/10)

## Three Function Swivel

**A. PRESHIPMENT TESTING** The Three Function Swivel fabricated by Amity which is exposed to pressure during normal use is subject to final inspection using the following pressure minimums:

1. Hydrostatic applications will be tested to 400 PSI unless specified otherwise on approved drawings. Operating pressures on installed systems are not to exceed 250 PSI at any point in the system. Warranty will be voided and Amity will not be held liable for failure and/or damage occurring from Water Hammering or freezing of water in any system.
2. Hydraulic applications will be tested to 4000 PSI. System operating pressure in application to be 3000 PSI maximum.
3. Dielectric and Continuity Test all circuits. 30 Amp max current loading.

**B. THREE FUNCTION SWIVEL MAINTENANCE** – Our Three Function Swivel has been fully tested at assembly. Under no circumstances is there to be any maintenance performed internally or externally to the Three Function Swivel by Purchaser or any other third party other than an authorized representative of or Amity itself. The Three Function Swivel is sealed and must remain so. The Three Function Swivel is designed for a long maintenance free life. Should any problems occur or replacement be necessary, first contact Amity. There is to be no field maintenance performed on the Three Function Swivel .

**C. MOUNTING REQUIREMENTS –** The following are the mounting requirements for the Three Function Swivel:

1. Mounting points and methods are to be determined at the initial design stage. All drawings and applicable documentation must be signed off by both parties and filed for future reference. No deviation to the approved mounting is allowed without approval from Amity.
2. The Three Function Swivel is to be mounted concentric to the center of the turntable bearing.
3. All inlet and outlet plumbing to conform to swivel mounting, under no circumstances is the Three Function Swivel to be positioned to match connections. This will avoid putting excessive loads on the Three Function Swivel. All tubing or piping to be supported by means other than the Three Function Swivel.

**D. LIMITED WARRANTY, LIMITATIONS, CONDITIONS AND PROCEDURES REQUIRED.**

1. The Three Function Swivel is warranted to be free of defects in labor and/or materials for a period of five (5) years from the Date of Service. For purposes here, "Date of Service" shall mean the date when the Three Function Swivel, or the unit to which the Three Function Swivel is incorporated, passes final Underwriters Laboratory testing, or similarly compliant testing, and is certified for service. Evidence of such Date of Service shall be required in connection with any warranty claim by Purchaser.
2. The Three Function Swivel shall be repaired or replaced at the sole option and expense of the Amity provided the Three Function Swivel alleged to be defective was used for its intended normal use of operation and subject to the following qualifications and limitations.
3. Any alteration of the Three Function Swivel without consent from Amity is strictly forbidden and shall void warranty.
4. No welding shall be performed on finished Three Function Swivel.
5. No responsibility is assumed for any malfunctions or damages which are occasionally caused by foreign objects which may be ingested into water or hydraulic systems such as, but not limited to stones, sand or metal chips.
6. Amity assumes responsibility for our Three Function Swivel, which is defective only, and therefore, it will not assume responsibility for labor to either remove or install our Three Function Swivel unless it agrees in writing to assume such responsibility.
7. Unless otherwise approved in writing by the Amity all returns of defective Three Function Swivels (or allegedly defective Three Function Swivels) are at Purchaser's expense and must include a RGA number issued by the Amity.

8. All warranty claims must be presented at the time the problem occurs, or as soon as practical thereafter, either called or faxed to the Amity and include the numbers on the assembly's Amity's label with a detailed explanation of the difficulty in order for the matter to be appropriately evaluated and resolved.
9. Amity will not be held liable for damage incurred during shipment.
10. No responsibility shall be assumed for misuse or improper mounting, unreasonably use or abuse of the Three Function Swivel and or failure to provide or use improper maintenance, failure to follow written installation and use in instruction or any use other than the customary designed use.

**THE REMEDIES PROVIDED IN THE ABOVE EXPRESS LIMITED WARRANTY AND ARE THE SOLE AND EXCLUSIVE REMEDIES AVAILABLE. NO OTHER EXPRESS WARRANTIES ARE MADE. ALL IMPLIED WARRANTIES, INCLUDING BUT NOT LIMITED TO ANY IMPLIED WARRANTY OF MERCHANTABILITY OR FITNESS FOR A PARTICULAR PURPOSE OR USE ARE LIMITED IN DURATION AS SET FORTH ABOVE. IN NO EVENT SHALL THE AMITY ASSUME OR BE LIABLE FOR ANY INCIDENTAL OR CONSEQUENTIAL DAMAGES.**

**THE WITHIN DESCRIBED WARRANTY SHALL ONLY BE AFFORDED TO THE ORIGINAL PURCHASER OR FOR INCORPORATION INTO ANOTHER UNIT AND TO FIRST PURCHASER AS PART OF COMPLETED UNIT, HOWEVER, THE WARRANTY PERIOD OF FIVE YEARS IS FROM THE DATE OF SERVICE WITH THE UNDERSTANDING IT IS INSTALLED WITHIN A REASONABLE TIME PERIOD.**

Dated: _____ ____, 20__

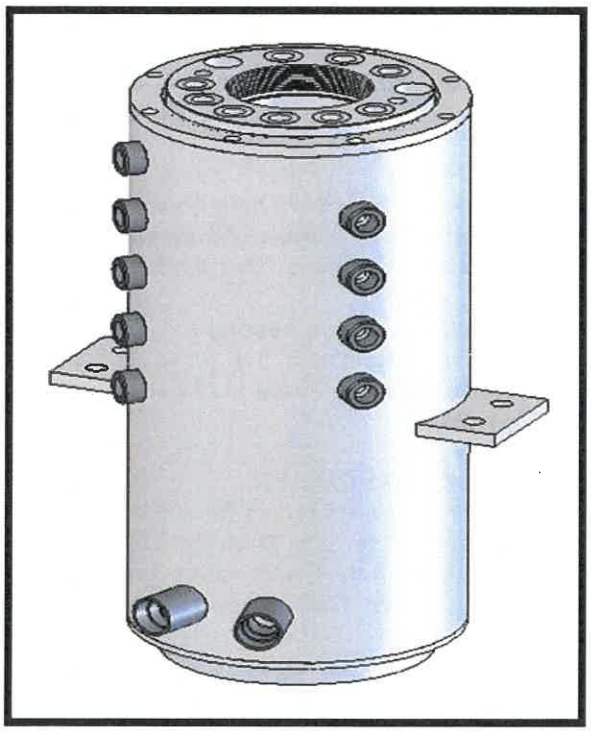

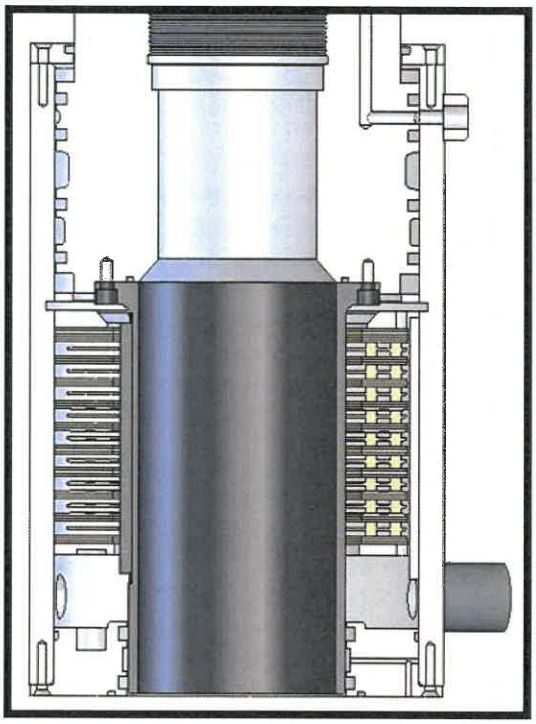

{00046826;v2}

Pierce

# Fire and Rescue Apparatus

## Five (5) Year Material and Workmanship Aerial Hydraulic System Components

## Three (3) Year Material and Workmanship Aerial Hydraulic System Seals

# Limited Warranty

**1. LIMITED WARRANTY**

Subject to the limitations and exclusions set forth below, Pierce Manufacturing provides the following warranty to the Buyer:

| | |
|---|---|
| **Coverage:** | **The aerial hydraulic system components and seals shall be free from component or structural failures caused by defects in material and/or workmanship.** |
| **Warranty Begins:** | **The date of the original purchase invoice (issued when the product ships from the factory).** |
| **Warranty Period Ends After:** | **Five (5) Years and Three (3) Years** |
| **Conditions and Exclusions:**<br><br>**See Also Paragraphs 2 thru 4** | **Pierce's obligation under this warranty is limited to repairing or replacing without charge, as Pierce may elect, the hydraulic lines, fittings, valves, seals, cylinders, filters, pumps, hydraulic motors, rotary actuators, or components which Pierce determines to have failed due to defective material and workmanship.**<br><br>**This warranty shall not apply unless the aerial device is inspected in accordance with NFPA 1911 Standard for Inspection, Maintenance, Testing, and Retirement of In-Service Automotive Fire Apparatus and the applicable Pierce Operator and Maintenance Manuals.** |

This limited warranty shall apply only if the product is properly maintained in accordance with Pierce's maintenance instructions and manuals and is used in service which is normal to the particular model. Normal service means service which does not subject the product to stresses or impacts greater than normally result from careful use. If the Buyer discovers a defect or nonconformity, it must notify Pierce in writing within thirty (30) days after the date of discovery, but in any event prior to the expiration of the warranty period. THIS LIMITED WARRANTY MAY NOT BE ASSIGNED OR OTHERWISE TRANSFERRED BY THE BUYER TO ANY SUBSEQUENT USER OR PURCHASER OR TO ANY OTHER PERSON OR ENTITY.

Notwithstanding anything to the contrary herein, Pierce makes no warranty whatsoever as to:

(a) any integral parts, components, attachments or trade accessories of or to the product that are not manufactured by Pierce, including but not limited to engines, transmissions, drivelines, axles, water pumps and generators; with respect to all such parts, components, attachments and accessories, Pierce shall assign to Buyer the applicable warranties, if any, made by the respective manufacturers thereof;

(b) any vehicle, chassis, or component, part, attachment or accessory damaged by misuse, neglect, fire, exposure to severe environmental or chemical conditions, acidic environment, improper maintenance, accident, crash, or force majeure such as natural disaster, lightning, earthquake, windstorm, hail, flood, war or riot;

(c) any vehicle, chassis or component, part, attachment or accessory that has been repaired, altered or assembled in any way by any person or entity other than Pierce which, in the sole judgment of Pierce, adversely affects the performance, stability or purpose for which it was manufactured; or

(d) products or parts which may in the ordinary course wear out and have to be replaced during the warranty period, including, but not limited to, tires, fluids, gaskets and light bulbs. Pierce assumes no responsibility for the assembly of its parts or subassemblies into finishing products or vehicles unless the assembly is performed by Pierce.

The original purchaser may void this warranty in part or in its entirety if the product is repaired or replaced (a) without prior written approval of the Pierce Customer Service Department; or (b) at a facility which has not been approved by Pierce as to technical capability. Any repairs, modifications, alterations or aftermarket parts added after manufacture without the authorization of Pierce may void this warranty.

**2. DISCLAIMERS OF WARRANTIES**

THE WARRANTY SET FORTH IN PARAGRAPH 1 IS THE SOLE AND EXCLUSIVE WARRANTY GIVEN BY PIERCE. PIERCE HEREBY DISCLAIMS AND EXCLUDES ALL OTHER WARRANTIES, WHETHER EXPRESS, IMPLIED OR STATUTORY, INCLUDING WITHOUT LIMITATION ANY WARRANTY OF MERCHANTABILITY, ANY WARRANTY OF FITNESS FOR A PARTICULAR PURPOSE, AND ANY WARRANTIES ARISING FROM COURSE OF DEALING OR USAGE OF TRADE.

**3. BUYER'S EXCLUSIVE REMEDY.**

If the product fails to conform to the warranty set forth in paragraph 1 during the warranty period, and such nonconformity is not due to misuse, neglect, accident or improper maintenance, Buyer must notify Pierce within the time period specified in paragraph 1, and shall make the product available for inspection by Pierce or its designated agent. At the request of Pierce, any allegedly defective product shall be returned to Pierce by Buyer for examination and/or repair. Buyer shall be responsible for the cost of such transportation, and for risk of loss of or damage to the product during transportation. Within a reasonable time, Pierce shall repair or replace (at Pierce's option and expense) any nonconforming or defective parts. Repair or replacement shall be made only by a facility approved in advance in writing by Pierce. THIS REMEDY SHALL BE THE EXCLUSIVE AND SOLE REMEDY FOR ANY BREACH OF WARRANTY.

**4. EXCLUSION OF CONSEQUENTIAL AND INCIDENTAL DAMAGES.**

Notwithstanding anything to the contrary herein or in any agreement between Pierce and Buyer, IN NO EVENT SHALL PIERCE BE LIABLE FOR ANY CONSEQUENTIAL, INCIDENTAL, SPECIAL, INDIRECT, OR PUNITIVE DAMAGES WHATSOEVER, WHETHER ARISING OUT OF BREACH OF CONTRACT, WARRANTY, TORT (INCLUDING NEGLIGENCE AND STRICT LIABILITY) OR OTHER THEORY OF LAW OR EQUITY, WITH RESPECT TO VEHICLES OR OTHER PRODUCTS SOLD BY PIERCE, OR THEIR OPERATION OR FAILURE TO OPERATE, OR ANY DEFECTS THEREIN, OR ANY UNDERTAKINGS, ACTS OR OMISSIONS RELATED THERETO, REGARDLESS OF WHETHER PIERCE HAS BEEN INFORMED OF THE POSSIBILITY OF ANY SUCH DAMAGES. Without limiting the generality of the foregoing, Pierce specifically disclaims any liability for property or personal injury damages, penalties, damages for lost profits or revenues, loss of vehicles or products or any associated equipment, cost of substitute vehicles or products, down-time, delay damages, any other types of economic loss, or for any claims by any third party for any such damages.

*Note: Any Surety Bond, if a part of the sale of the vehicle as to which this limited warranty is provided, applies only to this Pierce Basic One Year Limited Warranty for such vehicle, and not to other warranties made by Pierce in a separate document (if any) or to the warranties (if any) made by any manufacturer (other than Pierce) of any part, component, attachment or accessory that is incorporated into or attached to the vehicle.*

**AMITY FIRE AND SAFETY, INC.**
3750 CHESTNUT ROAD
ALBURTIS, PA 18011-0451
Phone: 610-966-3115
Fax: 610-965-6313

# * STANDARD TEN YEAR WARRANTY *

(standard warranty is in effect for parts shipped after 4/15/10)

## Telescopic Waterways

**A. PRESHIPMENT TESTING** All waterways fabricated by Amity are final inspected using the following pressure minimums:

1. Hydrostatic applications will be tested to 400 PSI unless specified otherwise on approved drawings. Operating pressures on installed systems are not to exceed 250 PSI at any point in the system. Warranty will be voided and Amity will not be held liable for failure and/or damage occurring from Water Hammering or freezing of water in any system.

**B. COMPONENTS DESCRIPTION AND MAINTENANCE**

1. All components are thoroughly greased at assembly. Since internally lubricated seals are used, regular greasing is not required. We recommend components not be greased at installation.
2. Slip Tube Assemblies may be greased at the Amity's regularly scheduled Aerial Inspections. The seals in the Slip Tube Assemblies are self-lubricating, so greasing is not mandatory. We do recommend a visual inspection of the Slip Tube Assembly while it is fully extended after initial installation, from that point on we recommend inspection every ten hours of aerial operation. If any deposits of aluminum appear, they are to be rubbed off using a Teflon scouring pad. Slip Tube Assemblies are designed to give long maintenance free service; however, like any product, problems may occur and periodic visual inspections will aid in determining if a potential problem exists and warrants a call to us. Care must be taken to keep debris off of extended tubes. We recommend wiping tubes with light oil (10 weight) or hydraulic oil after use, if tubes appear to have contamination on them. Under no circumstance are tubes to be cleaned with lacquer thinner, or any other solvent.

**C. LIMITED WARRANTY, LIMITATIONS, CONDITIONS AND PROCEDURES REQUIRED.**

1. Products are warranted to be free of defects in labor and/or materials for a period of ten years from the date of purchase from the Amity and shall be repaired or replaced at the sole option and expense of the Amity provided the products alleged to be defective was used for its intended normal use operation and subject to the following qualifications and limitations.
2. Any alteration of product without consent from Amity is strictly forbidden and shall void warranty.
3. No welding shall be performed on finished product.
4. No responsibility is assumed for any malfunctions or damages which are occasionally caused by foreign objects which may be ingested into water system such as, but not limited to stones, sand or metal chips.
5. Amity assumes responsibility for our product, which is defective only, and therefore, it will not assume responsibility for labor to either remove or install our product unless it agrees in writing to assume such responsibility.
6. Unless otherwise approved in writing by the Amity all returns of defective (or allegedly defective products) are at Purchaser's expense and must include a RGA number issued by the Amity.
7. All warranty claims must be presented at the time the problem occurs, or as soon as practical thereafter, either called or faxed to the Amity and include the numbers on the assembly's Amity's label with a detailed explanation of the difficulty in order for the matter to be appropriately evaluated and resolved.
8. Amity will not be held liable for damage incurred during shipment.
9. No responsibility shall be assumed for misuse or improper mounting, unreasonably use or abuse of the Product and or failure to provide or use improper maintenance, failure to follow written installation and use in instruction or any use other than the customary designed use.

**THE REMEDIES PROVIDED IN THE ABOVE EXPRESS LIMITED WARRANTY AND ARE THE SOLE AND EXCLUSIVE REMEDIES AVAILABLE. NO OTHER EXPRESS WARRANTIES ARE MADE. ALL IMPLIED WARRANTIES, INCLUDING BUT NOT LIMITED TO ANY IMPLIED WARRANTY OF MERCHANTABILITY OR**

**FITNESS FOR A PARTICULAR PURPOSE OR USE ARE LIMITED IN DURATION AS SET FORTH ABOVE. IN NO EVENT SHALL THE AMITY ASSUME OR BE LIABLE FOR ANY INCIDENTAL OR CONSEQUENTIAL DAMAGES.**

**THE WITHIN DESCRIBED WARRANTY SHALL ONLY BE AFFORDED TO THE ORIGINAL PURCHASER OR FOR INCORPORATION INTO ANOTHER UNIT AND TO FIRST PURCHASER AS PART OF COMPLETED UNIT, HOWEVER, THE WARRANTY PERIOD OF TEN YEARS COMMENCES UPON INSTALLATION INTO FINAL ASSEMBLY WITH THE UNDERSTANDING IT IS INSTALLED WITHIN SIX MONTHS OF PURCHASE.**

Dated: _____ ____, 20___



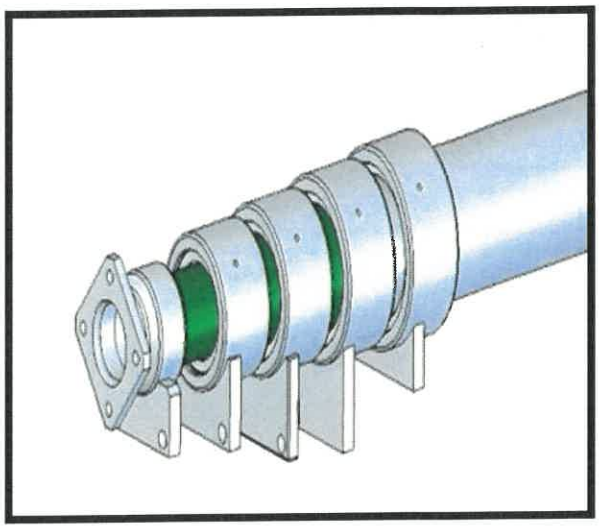

{00046826;v2}

# Fire and Rescue Apparatus

## Four (4) Year Pro-Rated Paint and Corrosion

## Aerial Device

# Limited Warranty

**1. LIMITED WARRANTY**

Subject to the limitations and exclusions set forth below, Pierce Manufacturing provides the following warranty to the Buyer:

| | |
|---|---|
| **Coverage:** | **Aerial device shall be free from blistering, peeling, corrosion or any other adhesion defect caused by defective manufacturing methods or paint material selection for exterior surfaces.** |
| **Warranty Begins:** | **The date of the original purchase invoice (issued when the product ships from the factory).** |
| **Warranty Period Ends After:** | **Four (4) Years** |
| **Conditions and Exclusions:**<br><br>**See Also Paragraphs 2 thru 4** | **This limited warranty is applicable to the vehicle in the following percentage costs of warranty repair, if any:**<br><br>**Topcoat Durability & Appearance: Gloss, Color Retention & Cracking**<br>**0-24 months 100%**<br>**25-48 months 50%**<br><br>**Integrity of Coating System: Adhesion, Blistering/Bubbling**<br>**0-24 months 100%**<br>**25-48 months 50%**<br><br>**Corrosion: Dissimilar Metal and Crevice**<br>**0-24 months 100%**<br>**25-48 months 50%**<br><br>**Corrosion Perforation**<br>**0-24 months 100%**<br>**25-48 months 50%**<br><br>**This limited warranty applies only to exterior paint.**<br><br>**Items not covered by this warranty include:**<br>**(a) Damage from lack of maintenance and cleaning (proper cleaning and maintenance procedures are detailed in the Pierce operation and maintenance manual).**<br>**(b) UV paint fade.** |

This limited warranty shall apply only if the product is properly maintained in accordance with Pierce's maintenance instructions and manuals and is used in service which is normal to the particular model. Normal service means service which does not subject the product to stresses or impacts greater than normally result from careful use. If the Buyer discovers a defect or nonconformity, it must notify Pierce in writing within thirty (30) days after the date of discovery, but in any event prior to the expiration of the warranty period. THIS LIMITED WARRANTY MAY NOT BE ASSIGNED OR OTHERWISE TRANSFERRED BY THE BUYER TO ANY SUBSEQUENT USER OR PURCHASER OR TO ANY OTHER PERSON OR ENTITY.

Notwithstanding anything to the contrary herein, Pierce makes no warranty whatsoever as to:

(a) any integral parts, components, attachments or trade accessories of or to the product that are not manufactured by Pierce, including but not limited to engines, transmissions, drivelines, axles, water pumps and generators; with respect to all such parts, components, attachments and accessories, Pierce shall assign to Buyer the applicable warranties, if any, made by the respective manufacturers thereof;

(b) any vehicle, chassis, or component, part, attachment or accessory damaged by misuse, neglect, fire, exposure to severe environmental or chemical conditions, acidic environment, improper maintenance, accident, crash, or force majeure such as natural disaster, lightning, earthquake, windstorm, hail, flood, war or riot;

(c) any vehicle, chassis or component, part, attachment or accessory that has been repaired, altered or assembled in any way by any person or entity other than Pierce which, in the sole judgment of Pierce, adversely affects the performance, stability or purpose for which it was manufactured; or

(d) products or parts which may in the ordinary course wear out and have to be replaced during the warranty period, including, but not limited to, tires, fluids, gaskets and light bulbs. Pierce assumes no responsibility for the assembly of its parts or subassemblies into finishing products or vehicles unless the assembly is performed by Pierce.

The original purchaser may void this warranty in part or in its entirety if the product is repaired or replaced (a) without prior written approval of the Pierce Customer Service Department; or (b) at a facility which has not been approved by Pierce as to technical capability. Any repairs, modifications, alterations or aftermarket parts added after manufacture without the authorization of Pierce may void this warranty.

**2. DISCLAIMERS OF WARRANTIES**

THE WARRANTY SET FORTH IN PARAGRAPH 1 IS THE SOLE AND EXCLUSIVE WARRANTY GIVEN BY PIERCE. PIERCE HEREBY DISCLAIMS AND EXCLUDES ALL OTHER WARRANTIES, WHETHER EXPRESS, IMPLIED OR STATUTORY, INCLUDING WITHOUT LIMITATION ANY WARRANTY OF MERCHANTABILITY, ANY WARRANTY OF FITNESS FOR A PARTICULAR PURPOSE, AND ANY WARRANTIES ARISING FROM COURSE OF DEALING OR USAGE OF TRADE.

**3. BUYER'S EXCLUSIVE REMEDY.**

If the product fails to conform to the warranty set forth in paragraph 1 during the warranty period, and such nonconformity is not due to misuse, neglect, accident or improper maintenance, Buyer must notify Pierce within the time period specified in paragraph 1, and shall make the product available for inspection by Pierce or its designated agent. At the request of Pierce, any allegedly defective product shall be returned to Pierce by Buyer for examination and/or repair. Buyer shall be responsible for the cost of such transportation, and for risk of loss of or damage to the product during transportation. Within a reasonable time, Pierce shall repair or replace (at Pierce's option and expense) any nonconforming or defective parts. Repair or replacement shall be made only by a facility approved in advance in writing by Pierce. THIS REMEDY SHALL BE THE EXCLUSIVE AND SOLE REMEDY FOR ANY BREACH OF WARRANTY.

**4. EXCLUSION OF CONSEQUENTIAL AND INCIDENTAL DAMAGES.**

Notwithstanding anything to the contrary herein or in any agreement between Pierce and Buyer, IN NO EVENT SHALL PIERCE BE LIABLE FOR ANY CONSEQUENTIAL, INCIDENTAL, SPECIAL, INDIRECT, OR PUNITIVE DAMAGES WHATSOEVER, WHETHER ARISING OUT OF BREACH OF CONTRACT, WARRANTY, TORT (INCLUDING NEGLIGENCE AND STRICT LIABILITY) OR OTHER THEORY OF LAW OR EQUITY, WITH RESPECT TO VEHICLES OR OTHER PRODUCTS SOLD BY PIERCE, OR THEIR OPERATION OR FAILURE TO OPERATE, OR ANY DEFECTS THEREIN, OR ANY UNDERTAKINGS, ACTS OR OMISSIONS RELATED THERETO, REGARDLESS OF WHETHER PIERCE HAS BEEN INFORMED OF THE POSSIBILITY OF ANY SUCH DAMAGES. Without limiting the generality of the foregoing, Pierce specifically disclaims any liability for property or personal injury damages, penalties, damages for lost profits or revenues, loss of vehicles or products or any associated equipment, cost of substitute vehicles or products, down-time, delay damages, any other types of economic loss, or for any claims by any third party for any such damages.

*Note: Any Surety Bond, if a part of the sale of the vehicle as to which this limited warranty is provided, applies only to this Pierce Basic One Year Limited Warranty for such vehicle, and not to other warranties made by Pierce in a separate document (if any) or to the warranties (if any) made by any manufacturer (other than Pierce) of any part, component, attachment or accessory that is incorporated into or attached to the vehicle.*

# Fire and Rescue Apparatus

## Ten (10) Year Pro-Rated Paint and Corrosion

## Custom Body

# Limited Warranty

### 1. LIMITED WARRANTY

Subject to the limitations and exclusions set forth below, Pierce Manufacturing provides the following warranty to the Buyer:

| | |
|---|---|
| **Coverage:** | **Exterior surfaces of the body shall be free from blistering, peeling, corrosion or any other adhesion defect caused by defective manufacturing methods or paint material selection.** |
| **Warranty Begins:** | **The date of the original purchase invoice (issued when the product ships from the factory).** |
| **Warranty Period Ends After:** | **Ten (10) Years** |
| **Conditions and Exclusions:**<br><br>**See Also Paragraphs 2 thru 4** | **This limited warranty is applicable to the vehicle in the following percentage costs of warranty repair, if any:**<br><br>**Topcoat Durability & Appearance: Gloss, Color Retention & Cracking**<br>**0-72 months 100%**<br>**73-96 months 50%**<br>**97-120 months 25%**<br><br>**Integrity of Coating System: Adhesion, Blistering/Bubbling**<br>**0-36 months 100%**<br>**37-84 months 50%**<br>**85-120 months 25%**<br><br>**Corrosion: Dissimilar Metal and Crevice**<br>**0-36 months 100%**<br>**37-48 months 50%**<br>**49-72 months 25%**<br>**73-120 months 10%**<br><br>**Corrosion Perforation**<br>**0-120 months 100%**<br><br>**This limited warranty applies only to exterior paint. Paint on the vehicle's interior is warranted only under the Pierce Basic One Year Limited Warranty.**<br><br>**Items not covered by this warranty include:**<br>**(a) Damage from lack of maintenance and cleaning (proper cleaning and maintenance procedures are detailed in the Pierce operation and maintenance manual).**<br>**(b) UV paint fade.**<br>**(c) Any cab not manufactured by Pierce.** |

This limited warranty shall apply only if the product is properly maintained in accordance with Pierce's maintenance instructions and manuals and is used in service which is normal to the particular model. Normal service means service which does not subject the product to stresses or impacts greater than normally result from careful use. If the Buyer discovers a defect or nonconformity, it must notify Pierce in writing within thirty (30) days after the date of discovery, but in any event prior to the expiration of the warranty period. THIS LIMITED WARRANTY MAY NOT BE ASSIGNED OR OTHERWISE TRANSFERRED BY THE BUYER TO ANY SUBSEQUENT USER OR PURCHASER OR TO ANY OTHER PERSON OR ENTITY.

Notwithstanding anything to the contrary herein, Pierce makes no warranty whatsoever as to:

(a) any integral parts, components, attachments or trade accessories of or to the product that are not manufactured by Pierce, including but not limited to engines, transmissions, drivelines, axles, water pumps and generators; with respect to all such parts, components, attachments and accessories, Pierce shall assign to Buyer the applicable warranties, if any, made by the respective manufacturers thereof;

(b) any vehicle, chassis, or component, part, attachment or accessory damaged by misuse, neglect, fire, exposure to severe environmental or chemical conditions, acidic environment, improper maintenance, accident, crash, or force majeure such as natural disaster, lightning, earthquake, windstorm, hail, flood, war or riot;

(c) any vehicle, chassis or component, part, attachment or accessory that has been repaired, altered or assembled in any way by any person or entity other than Pierce which, in the sole judgment of Pierce, adversely affects the performance, stability or purpose for which it was manufactured; or

(d) products or parts which may in the ordinary course wear out and have to be replaced during the warranty period, including, but not limited to, tires, fluids, gaskets and light bulbs. Pierce assumes no responsibility for the assembly of its parts or subassemblies into finishing products or vehicles unless the assembly is performed by Pierce.

The original purchaser may void this warranty in part or in its entirety if the product is repaired or replaced (a) without prior written approval of the Pierce Customer Service Department; or (b) at a facility which has not been approved by Pierce as to technical capability. Any repairs, modifications, alterations or aftermarket parts added after manufacture without the authorization of Pierce may void this warranty.

### 2. DISCLAIMERS OF WARRANTIES

THE WARRANTY SET FORTH IN PARAGRAPH 1 IS THE SOLE AND EXCLUSIVE WARRANTY GIVEN BY PIERCE. PIERCE HEREBY DISCLAIMS AND EXCLUDES ALL OTHER WARRANTIES, WHETHER EXPRESS, IMPLIED OR STATUTORY, INCLUDING WITHOUT LIMITATION ANY WARRANTY OF MERCHANTABILITY, ANY WARRANTY OF FITNESS FOR A PARTICULAR PURPOSE, AND ANY WARRANTIES ARISING FROM COURSE OF DEALING OR USAGE OF TRADE.

### 3. BUYER'S EXCLUSIVE REMEDY.

If the product fails to conform to the warranty set forth in paragraph 1 during the warranty period, and such nonconformity is not due to misuse, neglect, accident or improper maintenance, Buyer must notify Pierce within the time period specified in paragraph 1, and shall make the product available for inspection by Pierce or its designated agent. At the request of Pierce, any allegedly defective product shall be returned to Pierce by Buyer for examination and/or repair. Buyer shall be responsible for the cost of such transportation, and for risk of loss of or damage to the product during transportation. Within a reasonable time, Pierce shall repair or replace (at Pierce's option and expense) any nonconforming or defective parts. Repair or replacement shall be made only by a facility approved in advance in writing by Pierce. THIS REMEDY SHALL BE THE EXCLUSIVE AND SOLE REMEDY FOR ANY BREACH OF WARRANTY.

### 4. EXCLUSION OF CONSEQUENTIAL AND INCIDENTAL DAMAGES.

Notwithstanding anything to the contrary herein or in any agreement between Pierce and Buyer, IN NO EVENT SHALL PIERCE BE LIABLE FOR ANY CONSEQUENTIAL, INCIDENTAL, SPECIAL, INDIRECT, OR PUNITIVE DAMAGES WHATSOEVER, WHETHER ARISING OUT OF BREACH OF CONTRACT, WARRANTY, TORT (INCLUDING NEGLIGENCE AND STRICT LIABILITY) OR OTHER THEORY OF LAW OR EQUITY, WITH RESPECT TO VEHICLES OR OTHER PRODUCTS SOLD BY PIERCE, OR THEIR OPERATION OR FAILURE TO OPERATE, OR ANY DEFECTS THEREIN, OR ANY UNDERTAKINGS, ACTS OR OMISSIONS RELATED THERETO, REGARDLESS OF WHETHER PIERCE HAS BEEN INFORMED OF THE POSSIBILITY OF ANY SUCH DAMAGES. Without limiting the generality of the foregoing, Pierce specifically disclaims any liability for property or personal injury damages, penalties, damages for lost profits or revenues, loss of vehicles or products or any associated equipment, cost of substitute vehicles or products, down-time, delay damages, any other types of economic loss, or for any claims by any third party for any such damages.

*Note: Any Surety Bond, if a part of the sale of the vehicle as to which this limited warranty is provided, applies only to this Pierce Basic One Year Limited Warranty for such vehicle, and not to other warranties made by Pierce in a separate document (if any) or to the warranties (if any) made by any manufacturer (other than Pierce) of any part, component, attachment or accessory that is incorporated into or attached to the vehicle.*

# Fire and Rescue Apparatus

## One (1) Year Material and Workmanship
## Graphics Fading and Deterioration

## *Limited Warranty*

**1. LIMITED WARRANTY**

Subject to the limitations and exclusions set forth below, Pierce Manufacturing provides the following warranty to the Buyer:

| | |
|---|---|
| **Coverage:** | **Each graphic lamination shall be free from defects in material workmanship, fading, and deterioration.** |
| **Warranty Begins:** | **The date the apparatus is placed in service, or 60 days from the original buyer invoice date, whichever comes first.** |
| **Warranty Period Ends After:** | **One (1) Year** |
| **Conditions and Exclusions:**<br><br>**See Also Paragraphs 2 thru 4** | **This warranty does not cover damage from lack of maintenance and cleaning (proper cleaning and maintenance procedures are detailed in the Pierce operation and maintenance manual).** |

This limited warranty shall apply only if the product is properly maintained in accordance with Pierce's maintenance instructions and manuals and is used in service which is normal to the particular model. Normal service means service which does not subject the product to stresses or impacts greater than normally result from careful use. If the Buyer discovers a defect or nonconformity, it must notify Pierce in writing within thirty (30) days after the date of discovery, but in any event prior to the expiration of the warranty period. THIS LIMITED WARRANTY MAY NOT BE ASSIGNED OR OTHERWISE TRANSFERRED BY THE BUYER TO ANY SUBSEQUENT USER OR PURCHASER OR TO ANY OTHER PERSON OR ENTITY.

Notwithstanding anything to the contrary herein, Pierce makes no warranty whatsoever as to:

(a) any integral parts, components, attachments or trade accessories of or to the product that are not manufactured by Pierce, including but not limited to engines, transmissions, drivelines, axles, water pumps and generators; with respect to all such parts, components, attachments and accessories, Pierce shall assign to Buyer the applicable warranties, if any, made by the respective manufacturers thereof;

(b) any vehicle, chassis, or component, part, attachment or accessory damaged by misuse, neglect, fire, exposure to severe environmental or chemical conditions, acidic environment, improper maintenance, accident, crash, or force majeure such as natural disaster, lightning, earthquake, windstorm, hail, flood, war or riot;

(c) any vehicle, chassis or component, part, attachment or accessory that has been repaired, altered or assembled in any way by any person or entity other than Pierce which, in the sole judgment of Pierce, adversely affects the performance, stability or purpose for which it was manufactured; or

(d) products or parts which may in the ordinary course wear out and have to be replaced during the warranty period, including, but not limited to, tires, fluids, gaskets and light bulbs. Pierce assumes no responsibility for the assembly of its parts or subassemblies into finishing products or vehicles unless the assembly is performed by Pierce.

The original purchaser may void this warranty in part or in its entirety if the product is repaired or replaced (a) without prior written approval of the Pierce Customer Service Department; or (b) at a facility which has not been approved by Pierce as to technical capability. Any repairs, modifications, alterations or aftermarket parts added after manufacture without the authorization of Pierce may void this warranty.

**2. DISCLAIMERS OF WARRANTIES**

THE WARRANTY SET FORTH IN PARAGRAPH 1 IS THE SOLE AND EXCLUSIVE WARRANTY GIVEN BY PIERCE. PIERCE HEREBY DISCLAIMS AND EXCLUDES ALL OTHER WARRANTIES, WHETHER EXPRESS, IMPLIED OR STATUTORY, INCLUDING WITHOUT LIMITATION ANY WARRANTY OF MERCHANTABILITY, ANY WARRANTY OF FITNESS FOR A PARTICULAR PURPOSE, AND ANY WARRANTIES ARISING FROM COURSE OF DEALING OR USAGE OF TRADE.

**3. BUYER'S EXCLUSIVE REMEDY.**

If the product fails to conform to the warranty set forth in paragraph 1 during the warranty period, and such nonconformity is not due to misuse, neglect, accident or improper maintenance, Buyer must notify Pierce within the time period specified in paragraph 1, and shall make the product available for inspection by Pierce or its designated agent. At the request of Pierce, any allegedly defective product shall be returned to Pierce by Buyer for examination and/or repair. Buyer shall be responsible for the cost of such transportation, and for risk of loss of or damage to the product during transportation. Within a reasonable time, Pierce shall repair or replace (at Pierce's option and expense) any nonconforming or defective parts. Repair or replacement shall be made only by a facility approved in advance in writing by Pierce. THIS REMEDY SHALL BE THE EXCLUSIVE AND SOLE REMEDY FOR ANY BREACH OF WARRANTY.

**4. EXCLUSION OF CONSEQUENTIAL AND INCIDENTAL DAMAGES.**

Notwithstanding anything to the contrary herein or in any agreement between Pierce and Buyer, IN NO EVENT SHALL PIERCE BE LIABLE FOR ANY CONSEQUENTIAL, INCIDENTAL, SPECIAL, INDIRECT, OR PUNITIVE DAMAGES WHATSOEVER, WHETHER ARISING OUT OF BREACH OF CONTRACT, WARRANTY, TORT (INCLUDING NEGLIGENCE AND STRICT LIABILITY) OR OTHER THEORY OF LAW OR EQUITY, WITH RESPECT TO VEHICLES OR OTHER PRODUCTS SOLD BY PIERCE, OR THEIR OPERATION OR FAILURE TO OPERATE, OR ANY DEFECTS THEREIN, OR ANY UNDERTAKINGS, ACTS OR OMISSIONS RELATED THERETO, REGARDLESS OF WHETHER PIERCE HAS BEEN INFORMED OF THE POSSIBILITY OF ANY SUCH DAMAGES. Without limiting the generality of the foregoing, Pierce specifically disclaims any liability for property or personal injury damages, penalties, damages for lost profits or revenues, loss of vehicles or products or any associated equipment, cost of substitute vehicles or products, down-time, delay damages, any other types of economic loss, or for any claims by any third party for any such damages.

*Note: Any Surety Bond, if a part of the sale of the vehicle as to which this limited warranty is provided, applies only to this Pierce Basic One Year Limited Warranty for such vehicle, and not to other warranties made by Pierce in a separate document (if any) or to the warranties (if any) made by any manufacturer (other than Pierce) of any part, component, attachment or accessory that is incorporated into or attached to the vehicle.*

**2/22/2010 WA0168**

# 5 DEALER SUPPLIED PRODUCTS AND/OR SERVICES

## Exhibit "D"

## PROPOSAL INTRDUCTION

With over three decades of industry expertise, Golden State Fire Apparatus, Inc. (GSFA) proudly stands as the premier authorized dealership for top-tier fire apparatus in Central and Northern California. Our steadfast commitment to detail and customer satisfaction has earned us a trusted reputation among first responders.

We sincerely appreciate the opportunity to present this comprehensive proposal for a PIERCE MANUFACTURING, INC. 100' ENFORCER QUINT AERIAL. Your consideration of this proposal is greatly valued, and we are eager for the opportunity to support your department with the highest level of excellence and professionalism.

## DEALER-SUPPLIED PRODUCTS AND SERVICES

Golden State Fire Apparatus Inc. (GSFA) will furnish the following items and/or services before final delivery so that all necessary components and support are in place, contributing to an efficient final delivery process. Please refer to the detailed list below for a comprehensive overview of the products and/or services included:

## AUTHORIZED MANUFACTURER

In accordance with the State of California Vehicle Code, specifically Section 11701, it is mandated that "every manufacturer of a vehicle subject to registration shall make application to the Department of Motor Vehicles (DMV) for a license containing a general distinguishing number." The manufacturer, as of the proposal submission, holds a valid license in compliance with this requirement and is prepared to furnish a copy upon request. This adherence to regulatory standards ensures that the manufacturer maintains a current and official status, promoting transparency and compliance with legal requirements throughout the duration of the proposal and subsequent processes.

## AUTHORIZED DEALERSHIP

In compliance with the State of California Vehicle Code, specifically Section 11701, it is mandated that "a dealer in vehicles of a type subject to registration shall make application to the Department of Motor Vehicles (DMV) for a license containing a general distinguishing number." Golden State Fire Apparatus, Inc. possesses a valid license at the time of the bid, as detailed above, and can promptly provide a copy upon request. This adherence to regulatory standards ensures that the dealership maintains a current and official status, promoting transparency and compliance with legal requirements throughout the duration of the proposal and subsequent processes.

## AUTHORIZED SALES REPRESENTATIVE

In accordance with the State of California Vehicle Code, specifically Section 11800, it is expressly prohibited for any individual to function as a vehicle salesperson without obtaining a license issued by the Department of Motor Vehicles (DMV). The representative, at the time of

proposal, holds a valid vehicle salesperson's license and is ready to furnish a copy upon request. This adherence to regulatory standards ensures that the sales representative maintains a current and official status, promoting transparency and compliance with legal requirements throughout the bidding process and subsequent phases.

**VEHICLE REGISTRATION**

In adherence to the State of California Vehicle Code Section 11739, it is mandated that the "dealer of a new motor vehicle sale is responsible for applying for the title, securing vehicle registration, and obtaining license plates for the Customer" through the Department of Motor Vehicles (DMV). Being a factory-authorized dealer of the vehicle being sold, Golden State Fire Apparatus, Inc. is duly authorized to register the vehicle with the State of California as a new vehicle manufacturer.

GSFA is committed to facilitating an excellent vehicle ownership experience for the customer. As such, we will manage all necessary applications and complete all transfer papers, including the application for California Exempt "E" license plates. This approach ensures compliance with regulatory requirements and a hassle-free registration process for our valued customers.

**WEEKLY PROGRESS PHOTOGRAPHS**

GSFA is committed to ensuring transparency and comprehensive reporting throughout the construction process of the apparatus. To achieve this, GSFA will provide weekly photographs capturing various stages of the apparatus or major components under construction.

Commencing from the initiation of the manufacturing process, the photographic documentation will extend throughout the entire production phase by the manufacturer. These weekly reports will offer a visual representation of the ongoing progress of the apparatus, highlighting key milestones and showcasing unique features and aspects as construction unfolds.

Our focus is to provide customers with a clear and detailed insight into the evolution of the apparatus, fostering a deeper understanding of the craftsmanship and distinct elements incorporated during the construction process. This commitment to regular, visual updates aims to enhance communication and transparency regarding the progress of the apparatus.

**CONTINGENCY RESERVE FUND**

A Contingency Reserve Fund amounting to $78,445 per unit is incorporated into the quotation to address potential change orders, unforeseen items, or necessary work that may arise during the contract. The utilization of this reserve fund is at the sole discretion of the Customer. It is essential to note that this reserve fund is not an estimate for the aforementioned contingencies, and the actual costs associated with change orders, unforeseen items, or required work may surpass the reserved amount depending on their nature.

Any unused portion of the Contingency Reserve Fund will be credited back on the final invoice. Alternatively, if not credited, the remaining funds will be promptly returned to the Customer in the form of a check following the completion of the final invoicing process. This approach guarantees financial transparency and effective management throughout the project.

**COMMUNICATION EQUIPMENT MOUNTING FUND**

A Communication Equipment Mounting Fund amounting to $2,500 per unit is incorporated into the quotation and is specifically designated to cover the expenses associated with mounting communication equipment, such as two-way radios, adhering to the directives of the Customer.

In the event that the mounting costs surpass the stipulated allowance, any additional work required can be undertaken at the prevailing shop rate. Any unused portion of the Communication Equipment Mounting Fund will be credited back on the final invoice. Alternatively, if not credited, the remaining funds will be promptly returned to the Customer in the form of a check following the completion of the final invoicing process. This approach guarantees financial transparency and effective management throughout the project.

**PRE-CONSTRUCTION, FACTORY VISIT**

A pre-construction trip to the manufacturing facility is included for three (3) Customer representatives. The primary objective of review and finalize, in detail, the specifications prior to the start of production. The pre-construction trip is anticipated to span four (4) days and three (3) nights, with scheduling details collaboratively determined between GSFA and the Customer.

GSFA will cover the costs associated with airfare, lodging, meals, and ground transportation during the stay at the manufacturer's location. Air travel will be arranged from one of the following airports: Sacramento, San Francisco, or San Jose.

It is important to note that certain costs, including Customer ground transportation within California, airport parking, luggage fees, and incidental expenses during travel to the factory, fall within the responsibility of the Customer. Furthermore, flight reservations are non-refundable, and in the event of a cancellation post-booking, the Customer will bear all associated costs, encompassing not only the original ticket cost but also any change or cancellation fees levied by the airline and/or travel agency. Additionally, flight reservations are non-transferable. This delineation aims to establish clarity and transparency regarding the allocation of responsibilities and potential costs associated with the pre-construction trip.

**FINAL INSPECTION, FACTORY VISIT**

A final inspection trip to the manufacturing facility is included for three (3) Customer representatives. The primary objective of this visit is to ensure the adherence of the apparatus to specifications and promptly identify any potential deficiencies. The final inspection trip is

anticipated to span four (4) days and three (3) nights, with scheduling details collaboratively determined between GSFA and the Customer.

GSFA will cover the costs associated with airfare, lodging, meals, and ground transportation during the stay at the manufacturer's location. Air travel will be arranged from one of the following airports: Sacramento, San Francisco, or San Jose.

It is important to note that certain costs, including Customer ground transportation within California, airport parking, luggage fees, and incidental expenses during travel to the factory, fall within the responsibility of the Customer. Furthermore, flight reservations are non-refundable, and in the event of a cancellation post-booking, the Customer will bear all associated costs, encompassing not only the original ticket cost but also any change or cancellation fees levied by the airline and/or travel agency. Additionally, flight reservations are non-transferable. This delineation aims to establish clarity and transparency regarding the allocation of responsibilities and potential costs associated with the final inspection trip.

**DELIVERY TO AUTHORIZED SERVICE FACILITY**

GSFA will deliver the apparatus to our Northern California facility located in Sacramento for a comprehensive dealer preparation inspection. This service, conducted at the expense of GSFA, aims to have the apparatus in optimal condition at the time of final delivery.

To ensure the proper break-in of all components while still under warranty, the apparatus will be delivered under its own power. The use of rail or truck freight for transportation is deemed unacceptable in order to uphold the highest standards of quality assurance during the delivery process. This approach not only aligns with warranty considerations but also emphasizes the commitment to delivering a fully operational apparatus to our valued customers.

**PRE-DELIVERY SERVICE**

Before reaching its final destination, the apparatus undergoes a pre-delivery service conducted by Golden State Emergency Vehicle Service, Inc. This service is designed to tap into the expertise of an external source, providing an experienced perspective that enhances the thoroughness of your final inspection. Our pre-delivery service covers the following areas:

1. Engine Compartment and Undercarriage:
   - Inspect for broken mounting brackets.
   - Inspect and identify locations of any fluid leaks.
   - General inspection of hoses, wiring, and linkage, focusing on potential wear points.
   - Verify correct fluid capacities for engine oil, coolant, power steering fluid, washer reservoir fluid, transmission fluid, rear-end fluid, pump transmission oil, and primer oil if applicable.

- Re-torque U-bolts to OEM specifications if equipped with leaf spring suspension (Pierce Custom chassis only).

2. Interior:
   - Confirm proper operation of doors, windows, and locks, ensuring accurate adjustment.
   - Confirm proper operation of seatbelt alarms.
   - Confirm proper operation of all compartment door alarms, as well as hose bed cover, ladder rack, light tower, and deck gun alarms.
   - Ensure functionality of auxiliary power points, interior lighting, mirror, and seat controls, and if applicable - headsets and radios.
   - Inspect upholstery for quality and condition.

3. Exterior:
   - Address reasonable paint scratches or chips.
   - Tighten any loose hardware.
   - Inspect tires and wheels, ensure proper pressure.
   - Check compartment doors for proper operation and latch fit.
   - Lubricate compartment door locks if applicable.

4. Road Test:
   - Conduct a road test with a full water tank (if applicable), covering approximately twenty miles on both city and highway roads.
   - Perform a DOT compliant brake test to verify the system is holding air.
   - Inspect brake condition, wheel seals, and ensure drive train components reach optimal operating temperatures.
   - Conduct an Allison Transmission self-diagnostic to verify fluid level, fluid and filter life, and check for fault codes.

5. Electrical:
   - Verify the operation of all lights, sirens, and other electrical accessories.

6. Pump:
   - Operate the Pressure Governor or Relief Valve, transfer valve, and check pump shift.
   - Inspect water tank, pump and plumbing for leaks and calibrate the water level gauge.
   - Ensure smooth operation of all discharge, suction, and drain valves.

7. Pierce Husky™ Foam System:

- If applicable, draft and inject clean water to ensure proper operation of the foam pump.

8. Fuel and DEF Tanks:
   - Fill the fuel tank and DEF tank prior to final delivery.

9. Wash:
   - Thoroughly wash the apparatus prior to final delivery.

This pre-delivery service assists the apparatus to meet our high standards of quality and operational efficiency before reaching its final destination.

**FINAL DELIVERY (CUSTOMER LOCATION)**

GSFA will deliver the completed Product, inclusive of any relevant equipment, spare parts, and supplies, to the Customer's specified address at GSFA's expense.

In preparation for the Product's delivery, the Customer is required to furnish GSFA with proof of liability and physical damage insurance. GSFA will withhold the release of the Product until such proof of insurance is provided.

To ensure a timely delivery process, it is incumbent upon the Customer to settle any outstanding balance owed to GSFA before or at the time the Product is completed and ready for delivery. In the event of delayed payment or delivery, GSFA reserves the right to impose a late fee and daily storage charge as outlined in the Standard Terms and Conditions until payment is received.

For compliance with insurance liability considerations, the Product will only be delivered upon full acceptance and full payment, or through a prior written agreement mutually reached between the Customer and GSFA. This ensures a secure and efficient finalization of the delivery process, aligning with both parties' obligations and safeguarding against potential liabilities.

**COMPREHENSIVE SALES AND SERVICE SUPPORT**

At GSFA, we understand that immediate response is essential - and the service and support of your apparatus should be no different. Since our founding in 1989, our mission has been to provide first responders with the highest quality, most reliable fire and emergency apparatus from top-tier manufacturers. We specialize in guiding our customers through the entire process - from apparatus evaluation and customization to final inspection - and ensuring years of reliable service through our Golden State Emergency Vehicle Service (GSEVS) division.

Golden State Emergency Vehicle Service (GSEVS)

Established in 2014, GSEVS is committed to building long-term, collaborative relationships by providing exceptional warranty and technical support. Our services cover a wide range of needs, including chassis,

electrical systems, pump, aerial, routine maintenance, equipment mounting, and pump testing - with priority given to new units sold by GSFA. Our goal is to deliver prompt, professional service and unwavering support for your apparatus.

Sacramento Facility

Our Sacramento location features a 33,814-square-foot facility with 14 working bays and a 4,500-square-foot, two-story parts distribution department. Conveniently located near Highway 99 with easy access to Interstates 80 and 50, we are positioned to serve you efficiently.

Tracy Facility (Opening Fall 2025)

Our second location in Tracy will expand our service capacity with a 49,634-square-foot facility featuring 21 working bays and a parts department equal in size to our Sacramento facility. Strategically located within the "Tracy Triangle" - bordered by I-580, I-205, and I-5 - this facility will enhance our ability to serve customers in the Bay Area and beyond.

Certified and Experienced Technicians

Our service team includes factory-trained professionals certified by Pierce, ASE, and EVT. They undergo regular training to stay current on chassis, electrical systems, and aerial devices, ensuring expert handling of any challenge. Whether it's routine maintenance or complex diagnostics, you can count on expert care and precision with every visit.

Parts

At Golden State, we're dedicated to keeping your apparatus fully operational and mission-ready. That's why we maintain a robust inventory of both Pierce and non-Pierce parts—ready for immediate deployment when you need them most. If a part isn't in stock, we expedite orders directly from the manufacturer to minimize downtime and get your unit back in service without delay.

To make the process even more efficient, our digital Parts Request Portal offers a streamlined, user-friendly experience. It provides 24/7 access to submit requests, monitor order status, and communicate directly with our team—ensuring transparent updates and quicker turnaround times every step of the way.

Mobile Service

To minimize emergency apparatus downtime, we offer a robust mobile service program for on-site repairs and maintenance.

Pre-Delivery Inspection (PDI) Process

We employ a dedicated team of Pre-Delivery Inspection (PDI) technicians solely focused on ensuring your apparatus arrives in peak condition. Before your new custom unit is delivered, it undergoes a thorough, multi-point inspection to verify quality, performance, and compliance with all specifications. Our team handles every detail of the acceptance and delivery process—so you can take ownership with complete confidence and peace of mind.

Your Single Source for Sales and Service

With Golden State Fire, you have a single point of contact for sales, service, and support - all under one roof, with two strategically located facilities to serve you better. We are confident that our combination

of expertise, customer service, and product support is unmatched by any other fire and emergency apparatus dealership in California.

**END OF EXHIBIT "D"**

**215 S. Seth Child Road**
**Manhattan, KS 66502**
**Phone: 888.777.7850**
**Fax: 888.777.7875**
www.clpusa.net

August 29, 2025

Elizabeth Luna
City of Suisun City
701 Civic Center Boulevard
Suisun City, CA 94585

**RE: Financing for One (1) New Pierce Enforcer Type 1 Engine and One (1) New Pierce 100' Enforcer Quint Aerial Truck**

Dear Elizabeth,

Thank you for the opportunity to work with City of Suisun City on your financing project!

This package includes the documentation with instructions to complete financing of the equipment.

Community First National Bank is listed as Lessor to this Agreement. Community Leasing Partners is a division of Community First National Bank and is the exclusive marketing, origination and placement agent for the bank.

Please return all documents with original signatures by 9/18/2025 to avoid any potential change in the payments or interest rate.

**This Agreement requires three different signers from the City of Suisun City and an attorney's opinion letter.**

Signer 1 - Bret Prebula, City Manager
Signer 2 - Brad L. Lopez, Fire Chief
Signer 3 - Anita Skinner, City Clerk

Upon receipt of all listed documents; delivery of the equipment and your approval of the equipment invoice; we will remit payment to the vendor. This transaction is subject to acceptance of the documentation and final review and approval by the Lessor.

If you have any questions regarding the documentation, please feel free to contact me at 888.777.7850.

Respectfully,

*Cindy*

Cindy Turner
Assistant Vice President-Leasing Operation

# Documentation Instructions

◊ **MASTER EQUIPMENT LEASE PURCHASE AGREEMENT**
- ☐ Bret Prebula - sign where indicated

◊ **Exhibit A – SCHEDULE OF EQUIPMENT**
- ☐ Bret Prebula - sign where indicated

◊ ***Attachment I* – EQUIPMENT DESCRIPTION**
- ☐ Provide physical location where the equipment will be kept after delivery/installation

◊ ***Attachment 2* –PAYMENT SCHEDULE**
- ☐ Bret Prebula - sign where indicated

◊ **Exhibit B – LESSEE RESOLUTION**
- ☐ Print the date the Resolution is being signed
- ☐ Print the date of the meeting in which the financing was approved
- ☐ Bret Prebula - sign as "Authorized Signer"
- ☐ Complete the lessee's fiscal year start and end months
- ☐ Brad L. Lopez - attest the Resolution as "Attested By"
- ☐ Anita Skinner - certify the Resolution as "Certified By"

◊ **Exhibit C - OPINION OF COUNSEL**
- ☐ Request your legal counsel provide an Opinion of Counsel using the example provided; retyped on his/her letterhead with their signature (*If counsel would like changes, he/she must first contact CLP)*

◊ **Exhibit D - ACCEPTANCE CERTIFICATE**
- ☐ Bret Prebula **-** sign and date where indicated

◊ **TITLE REGISTRATION & SECURITY INTEREST CERTIFICATION**
- ☐ Bret Prebula - sign where indicated

◊ **BANK QUALIFIED CERTIFICATE**
- ☐ Bret Prebula - sign where indicated

◊ **INSURANCE COVERAGE REQUIREMENTS**
- ☐ Provide Agent's contact information
- ☐ Bret Prebula - sign where indicated

◊ **INVOICE INSTRUCTIONS**
- ☐ Complete contact information for payment billing invoices

◊ **NOTICE OF ASSIGNMENT**
- ☐ Bret Prebula - sign where indicated

◊ **8038 - IRS Form**
- ☐ Verify employer identification number in Box 2, Complete Boxes 10a & 10b
- ☐ Bret Prebula - sign and date where indicated under "Signature and Consent"

***Conditions to Funding***

*If, for any reason: (i) the required documentation is not returned by 9/18/2025, or has unresolved issues relating thereto, or (ii) on, or prior to the return of the documentation, there is a change of circumstances which adversely affects the expectations, rights or security of the Lessor or its assignees; then Lessor or its assignees reserves the right to adjust the quoted interest rate or withdraw/void its offer to fund this transaction in its entirety.*

*This contract is being issued based upon review of credit and financial materials provided by lessee that resulted in a credit approval decision. CLP is committed to working with the lessee on this transaction throughout the entire process. Failure to complete the lease in its entirety may result in a $500 documentation fee being charged. This fee is for credit analysis, drafting of the contract, overnight services and expenses incurred in processing this agreement.*

# MASTER EQUIPMENT LEASE PURCHASE AGREEMENT

**LESSEE: City of Suisun City**

**This Master Equipment Lease Purchase Agreement, including all exhibits and schedules hereto whether currently in existence or hereafter executed (the "Agreement"), dated as of 9/23/2025, and entered into between Community First National Bank 215 S. Seth Child Rd, Manhattan, KS 66502 ("Lessor'), and City of Suisun City, 701 Civic Center Boulevard, Suisun City, CA 94585 a body corporate and politic duly organized and existing under the laws of the State of California ("Lessee");**

## RECITALS

WHEREAS, Lessee desires to lease from Lessor certain equipment described in the schedules to this Agreement, substantially in the form of Exhibit A hereto, that are executed from time to time by the parties hereto (such schedules are hereby incorporated herein and are hereinafter collectively referred to as the "Schedules", and the items of equipment leased to Lessee hereunder, together with all substitutions, proceeds, replacement parts, repairs, additions, attachments, accessories and replacements thereto, thereof or therefore, are hereinafter collectively referred to as the "Equipment") subject to the terms and conditions of and for the purposes set forth in this Agreement.

WHEREAS, the relationship between the parties shall be a continuing one and items of equipment may be added to or deleted from the Equipment from time to time by execution of additional Schedules by the parties hereto and as otherwise provided herein.

WHEREAS, Lessee is authorized under the constitution and laws of the State to enter into this Agreement for the purposes set forth herein.

NOW, THEREFORE, for and in consideration of the premises hereinafter contained, the parties hereby agree as follows:

## ARTICLE I. REPRESENTATIONS, WARRANTIES AND COVENANTS OF LESSEE

Section 1.01. Lessee represents, covenants and warrants, for the benefit of Lessor and its assignees, as follows:

(a) Lessee is a public body, corporate and politic, duly organized and existing under the Constitution and laws of the State.

(b) Lessee will do or cause to be done all things necessary to preserve and keep in full force and affect its existence as a body corporate and politic. Lessee is a political subdivision of the State within the meaning of Section 103(a) of the Code or a constituted authority authorized to issue obligations on behalf of a state or local governmental unit within the meaning of the regulations promulgated pursuant to said Section of the Code.

(c) Lessee has full power and authority under the Constitution and laws of the State to enter into this Agreement and the transactions contemplated hereby, and to perform all of its obligations hereunder.

(d) Lessee has duly authorized the execution and delivery of this Agreement by proper action by its governing body at a meeting duly called, regularly convened and attended throughout by the requisite majority of the members thereof, or by other appropriate official approval, and all requirements have been met and procedures have occurred in order to ensure the enforceability of this Agreement.

(e) Lessee has complied or will comply with such public bidding requirements as may be applicable to this Agreement and the acquisition by Lessee of the Equipment.

(f) During the Lease Term, the Equipment will be used by Lessee only for the purpose of performing one or more essential governmental or proprietary functions of Lessee consistent with the permissible scope of Lessee's authority and will not be used in a trade or business of any person or entity other than Lessee.

(g) During the Lease Term, Lessee will annually provide Lessor with current financial statements, budgets, proof of appropriation for the ensuing fiscal year and such other financial information relating to the ability of Lessee to continue this Agreement as may be reasonably requested by Lessor.

(h) The Equipment will have a useful life in the hands of Lessee that is substantially in excess of the Original Term and all Renewal Terms.

(i) The Equipment is, and during the Lease Term will remain personal property and when subjected to use by the Lessee, will not be or become fixtures.

(j) The Equipment is essential to the function of the Lessee and the services provided to its citizens, and will be used throughout the period that this Agreement is in force for the purpose of performing one or more governmental or proprietary functions consistent with the permissible scope of its authority.

(k) During the term of this Agreement, Lessee will not dispose of or sell any part of the Equipment.

(l) Lessee has not terminated a lease, rental agreement, installment purchase contract, or any other such agreement in the past five (5) years as a result of insufficient funds being appropriated for payments due under such an agreement.

(m) This Agreement constitutes the legal, valid and binding obligation of Lessee enforceable in accordance with its terms, except to the extent limited by applicable bankruptcy, insolvency, reorganization or other laws affecting creditors' rights generally.

(n) No event or condition that constitutes, or with the giving of notice or the lapse of time or both would constitute, an Event of Default exists at the date hereof.

(o) Lessee has, in accordance with the requirements of law, fully budgeted and appropriated sufficient funds for the current fiscal year to make the Rental Payments scheduled to come due during the current fiscal year and to meet its other obligations under this Agreement for the current fiscal year, and such funds have not been expended for other purposes.

(p) There is no action, suit, proceeding, inquiry or investigation, at law or in equity, before or by any court, public board or body, pending or threatened against or affecting Lessee, nor to the best knowledge of Lessee is there any basis therefore, wherein an unfavorable decision, ruling or finding would materially adversely affect the transactions contemplated by this Agreement or any other document, agreement or certificate which is used or contemplated for use in the consummation of the transactions contemplated by this Agreement or materially adversely affect the financial condition or properties of Lessee.

(q) All authorizations, consents and approvals of governmental bodies or agencies required in connection with the execution and delivery by Lessee of this Agreement or in connection with the carrying out by Lessee of its obligations hereunder have been obtained.

(r) The entering into and performance of this Agreement or any other document or agreement contemplated hereby to which Lessee is or is to be a party will not violate any judgment, order, law or regulation applicable to Lessee or result in any breach of, or constitute a default under, or result in the creation of any lien, charge, security interest or other encumbrance on any assets of Lessee or the Equipment pursuant to any indenture, mortgage, deed of trust, bank loan or credit agreement or other instrument to which Lessee is a party or by which it or its assets may be bound, except as herein provided.

## ARTICLE II. DEFINITIONS

Section 2.01. The following terms will have the meanings indicated below unless the context clearly requires otherwise:

"Agreement" means this Master Equipment Lease Purchase Agreement, including the Schedules and any other schedule, exhibit or escrow agreement made a part hereof by the parties hereto, whether currently in existence or hereafter executed, as the same may be supplemented or amended from time to time in accordance with the terms hereof.

"Code" means the Internal Revenue Code of 1986, as amended, and the United States Treasury Regulations in effect thereunder.

"Commencement Date" means, with respect to any Schedule, the date when the Lease Term of this Agreement with respect to that Schedule and Lessee's

obligation to pay rent under that Schedule commence, which date will be the earlier of (i) the date of the Agreement, or (ii) the date on which sufficient moneys to purchase the Equipment are deposited for that purpose with an Escrow Agent.
"Equipment" means the property described in the Schedules and all replacements, substitutions, repairs, restorations, modifications, attachments, accessions, additions and improvements thereof or thereto. Whenever reference is made in this Agreement to Equipment listed in a Schedule, that reference shall be deemed to include all replacements, repairs, restorations, modifications and improvements of or to that Equipment.
"Event of Default" means, with respect to any Lease, an Event of Default described in Section 10.01.
"Escrow Agreement" means, with respect to a given Schedule, an escrow agreement in form and substance satisfactory to Lessor, between Lessee, Lessor and an escrow agent relating to the acquisition fund created thereunder.
"Lease" means, at any time, (i) if none of Lessor's interest in, to and under any Schedule has been assigned pursuant to Section 9.01, or if all of Lessor's interest in, to and under this Agreement and all Schedules have been assigned to the same assignee without any reassignment, this Agreement, or (ii) if Lessor's interest in, to and under any Schedule or Schedules has been assigned or reassigned pursuant to Section 9.01, all Schedules that have the same Lessor and this Agreement as it relates to those Schedules and the Equipment listed therein, which shall constitute a separate single lease relating to that Equipment.
"Lease Term" means, with respect to any Lease, the Original Term and all Renewal Terms of that Lease.
"Lessee" means the entity which is described in the first paragraph of this Agreement, its successors and assigns.
"Lessor" means, with respect to each Schedule and the Lease of which that Schedule is a part, (i) if Lessor's interest in, to and under that Schedule has not been assigned pursuant to Section 9.01, the entity described as such in the first paragraph of this Agreement or its successor, or (ii) if Lessor's interest in, to and under that Schedule has been assigned pursuant to Section 9.01, the assignee thereof or its successor.
"Net Proceeds" means the amount remaining from the gross proceeds of any insurance claim or condemnation award after deducting all expenses (including attorneys' fees) incurred in the collection of such claim or award.
"Original Term" means, with respect to any Lease, the period from the first Commencement Date for any Schedule under that Lease until the end of the fiscal year of Lessee in effect at that Commencement Date.
"Purchase Option Price" means, with respect to the Equipment listed on any Schedule, the amount set forth in that Schedule as the Purchase Option Price for that Equipment.
"Renewal Terms" means, with respect to any Lease, the automatic renewal terms of that Lease, as provided for in Article III of this Agreement, each having a duration of one year and a term co-extensive with the Lessee's fiscal year except the last of such automatic renewal terms which shall end on the due date of the last Rental Payment set forth in the Schedule.
"Rental Payments" means the basic rental payments payable by Lessee pursuant to Section 4.02.
"State" means the state in which Lessee is located.
"Vendor" means the manufacturer of the Equipment as well as the agents or dealers of the manufacturer from whom Lessee purchased or is purchasing the Equipment.

## ARTICLE III. LEASE TERM

Section 3.01. Lease of Equipment. Lessor hereby demises, leases and lets to Lessee, and Lessee rents, leases and hires from Lessor, the Equipment listed in each Schedule in accordance with this Agreement and that Schedule for the Lease Term for the Lease of which that Schedule is a part. The Lease Term for each Lease may be continued at the end of the Original Term or any Renewal Term for an additional Renewal Term; provided, however, that at the end of the Original Term and at the end of each Renewal Term, Lessee shall be deemed to have continued that Lease for the next Renewal Term unless Lessee shall have terminated that Lease pursuant to **Section 4.05** or **Section 5.04**. The terms and conditions during any Renewal Term shall be the same as the terms and conditions during the Original Term, except that the Rental Payments shall be as provided in the Schedules. Lessor hereby covenants to provide Lessee during the Lease Term with quiet use and enjoyment of the Equipment, and Lessee shall during the Lease Term peaceably and quietly have and hold and enjoy the Equipment, without suit, trouble or hindrance from Lessor, except as expressly set forth in this Agreement.
Section 3.02. Continuation of Lease Term. Lessee currently intends, subject to **Section 4.05**, to continue the Lease Term for each Lease through the Original Term and all of the Renewal Terms and to pay the Rental Payments hereunder. Lessee reasonably believes that legally available funds in an amount sufficient to make all Rental Payments during the Lease Term for each Lease can be obtained. The responsible financial officer of Lessee shall do all things lawfully within his or her power to obtain and maintain funds from which the Rental Payments may be made, including making provision for the Rental Payments to the extent necessary in each proposed annual budget submitted for approval in accordance with applicable procedures of Lessee and to exhaust all available reviews and appeals in the event such portion of the budget is not approved. Notwithstanding the foregoing, the decision whether or not to budget or appropriate funds or to extend a Lease for any Renewal Term is solely within the discretion of the then current governing body of Lessee.
Section 3.03. Return of Equipment on Termination. Upon expiration or earlier termination of any Schedule under any provision of this Agreement at a time when Lessee does not exercise its option to purchase the Equipment described in that Schedule under the provisions of this Agreement, Lessee shall deliver, at Lessee's expense, the Equipment described in that Schedule to Lessor in the same condition as existed at the Commencement Date, ordinary wear and tear expected, packaged or otherwise prepared in a manner suitable by shipment by truck or rail common carrier at a location specified by Lessor.
Section 3.04. Conditions to Lessor's Performance under Schedules. As a prerequisite to the performance by Lessor of any of its obligations pursuant to the execution and delivery of any Schedule, Lessee shall deliver to Lessor the following:

(a) A Lessee Resolution executed by the Clerk or Secretary or other comparable officer of Lessee, in substantially the form attached hereto as Exhibit B, completed to the satisfaction of Lessor;
(b) An Opinion of Counsel to Lessee in substantially the form attached hereto as Exhibit C respecting such Schedule and otherwise satisfactory to Lessor;
(c) All documents, including financing statements, affidavits, notices and similar instruments, in form satisfactory to Lessor, which Lessor deems necessary or appropriate at that time;
(d) Such other items, if any, as are set forth in such Schedule or are reasonably required by Lessor.

This Agreement is not a commitment by Lessor to enter into any Schedule not currently in existence, and nothing in this Agreement shall be construed to impose any obligation upon Lessor to enter into any proposed Schedule, it being understood that whether Lessor enters into any proposed Schedule shall be a decision solely within Lessor's discretion.
Lessee will cooperate with Lessor in Lessor's review of any proposed Schedule. Without limiting the foregoing, Lessee will provide Lessor with any documentation or information Lessor may request in connection with Lessor's review of any proposed Schedule. Such documentation may include, without limitation, documentation concerning the Equipment and its contemplated use and location and documentation or information concerning the financial status of Lessee and other matters related to Lessee.

## ARTICLE IV. RENTAL PAYMENTS

Section 4.01. Rental Payments to Constitute a Current Expense of Lessee. Lessor and Lessee understand and intend that the obligation of Lessee to pay Rental Payments hereunder shall constitute a current expense of Lessee and shall not in any way be construed to be a debt of Lessee in contravention of any applicable constitutional or statutory limitations or requirements concerning the creation of indebtedness by Lessee, nor shall anything contained herein constitute a pledge of the general tax revenues, funds or monies of Lessee.
Section 4.02. Payment of Rental Payments. Lessee shall pay Rental Payments, from any and all legally available funds, in lawful money of the United States of America, exclusively to Lessor or, in the event of assignment by Lessor, to its assignee, in the amounts and on the dates set forth in each Schedule. Rental Payments shall be in consideration for Lessee's use of the Equipment during the applicable year in which such payments are due. The Rental Payments will be payable without notice or demand at the office of Lessor (or such other place as Lessor may from time to time designate in writing). If any Rental Payment or other sum payable under any Schedule is not paid when due, Lessee shall pay to Lessor accrued interest on such delinquent amount from the date due thereof until paid at the lesser of 18% or the maximum rate allowed by law. In the event that it is determined that any of the interes

components of Rental Payments may not be excluded from gross income for purposes of federal income taxation, Lessee agrees to pay to Lessor promptly after any such determination and on the date of each Rental Payment thereafter an additional amount determined by Lessor to compensate Lessor for the loss of such excludability (including without limitation, compensation relating to interest expense, penalties or additions to tax), which determination shall be conclusive absent manifest error.

Section 4.03. Interest and Principal Components. A portion of each Rental Payment is paid as, and represents payment of, interest, and the balance of each Rental Payment is paid as, and represents payment of, principal. Each Schedule will set forth the interest component and the principal component of each Rental Payment during the Lease Term.

Section 4.04. Rental Payments to be Unconditional. The obligations of Lessee to make payment of the Rental Payments required under this Article IV and other sections hereof, and to perform and observe the covenants and agreements contained herein, shall be absolute and unconditional in all events, except as expressly provided under this Agreement. Notwithstanding any dispute between Lessee and Lessor, any Vendor or any other dispute between Lessee and Lessor, any Vendor or any other person, Lessee shall make all payments of Rental Payments when due and shall not withhold any Rental Payments pending final resolution of such dispute, nor shall Lessee assert any right of set-off or counterclaim against its obligation to make such payments required under this Agreement. Lessee's obligation to make Rental Payments during the Original Term or the then-current Renewal Term for each Schedule shall not be abated through accident or unforeseen circumstances.

Section 4.05. Non appropriation. Lessee is obligated only to pay such Rental Payments under this Agreement (and any additional amounts due hereunder, if applicable) as may lawfully be made from funds budgeted and appropriated for that purpose during Lessee's then current fiscal year. Should Lessee fail to budget, appropriate or otherwise make available funds to pay Rental Payments under a Lease following the then current Original Term or Renewal Term, that Lease shall be deemed terminated at the end of the then current Original Term or Renewal Term. Lessee agrees to deliver written notice to Lessor of such termination at least 60 days prior to the end of the then current Original Term or Renewal Term, but failure to give such written notice shall not extend the term beyond such Original Term or Renewal Term.

## ARTICLE V. TITLE TO EQUIPMENT; SECURITY INTEREST; OPTION TO PURCHASE

Section 5.01. Title to the Equipment. Upon acceptance of the Equipment by Lessee, title to the Equipment and any and all additions, repairs, replacements or modifications shall vest in Lessee, subject to the rights of Lessor under this Agreement; provided that title to the Equipment that is subject to any Lease shall thereafter immediately and without any action by Lessee vest in Lessor, and Lessee shall immediately surrender possession of that Equipment to Lessor, upon (a) any termination of that Lease other than termination pursuant to Section 5.04, or (b) the occurrence of an Event of Default with respect to that Lease. It is the intent of the parties hereto that any transfer of title to Lessor pursuant to this Section shall occur automatically without the necessity of any bill of sale, certificate of title or other instrument of conveyance. Lessee shall, nevertheless, execute and deliver any such instruments as Lessor may request to evidence such transfer.

Section 5.02. Security Interest. To secure the payment of all Lessee's obligations under this Agreement, Lessee grants to Lessor a security interest constituting a first lien on (i) the Equipment and on all additions, attachments, accessions, that are considered to be an integral part of the equipment, and substitutions thereto, and on any proceeds there from, and (ii) the acquisition fund established under any Escrow Agreement entered into in connection therewith. Lessee agrees to execute such additional documents, in form satisfactory to Lessor, which Lessor deems necessary or appropriate to establish and maintain its security interest in the Equipment. Lessee hereby authorizes the filing of financing statements under the Uniform Commercial Code in connection with the security interest granted hereunder.

Section 5.03. Personal Property. Lessor and Lessee agree that the Equipment is and will remain personal property and will not be deemed to be affixed to or a part of the real estate on which it may be situated, notwithstanding that the Equipment or any part thereof may be or hereafter become in any manner physically affixed or attached to real estate or any building thereon. Upon the request of Lessor, Lessee will, at Lessee's expense, furnish a waiver of any interest in the Equipment from any party having an interest in any such real estate or building.

Section 5.04. Option to Purchase. Lessee shall have the option to purchase Lessor's interest in all (but not less than all) of the Equipment described in any Schedule, upon giving written notice to Lessor at least 60 (but not more than 180) days before the date of purchase, at the following times and upon the following terms:

(a) On the date of the last Rental Payment set forth in that Schedule (assuming this Agreement is renewed at the end of the Original Term and each Renewal Term), if the Agreement is still in effect on such day, upon payment in full to Lessor of the Rental Payments and all other amounts then due under that Schedule plus One Dollar;

(b) On the last day of the Original Term or any Renewal Term then in effect, upon payment in full to Lessor of the Rental Payments and all other amounts then due under that Schedule plus the then applicable Purchase Option Price set forth in that Schedule; or

(c) In the event of substantial damage to or destruction or condemnation of substantially all of the Equipment listed in that Schedule on the day specified in Lessee's written notice to Lessor of its exercise of the purchase option upon payment in full to Lessor of the Rental Payments and all other amounts then due under that Schedule, including, without limitation, interest accrued to the date of payment, plus the then applicable Purchase Option Price set forth in that Schedule.

## ARTICLE VI. DELIVERY, MAINTENANCE; MODIFICATION; TAXES; INSURANCE AND OTHER CHARGES

Section 6.01. Delivery, Installation and Acceptance of Equipment. Lessee shall order the Equipment, cause the Equipment to be delivered and installed at the locations specified in the Schedules and pay any and all delivery and installation costs in connection therewith. When the Equipment listed in any Schedule has been delivered and installed, Lessee shall immediately accept such Equipment and evidence said acceptance by executing and delivering to Lessor an Acceptance Certificate in the form attached hereto as Exhibit D.

Section 6.02. Location; Inspection. Once installed, no item of the Equipment will be moved from the location specified for it in the Schedule on which that item is listed without Lessor's consent, which consent shall not be unreasonably withheld. Lessor shall have the right at all reasonable times during regular business hours to enter into and upon the property of Lessee for the purpose of inspecting the Equipment.

Section 6.03. Maintenance of Equipment by Lessee. Lessee agrees that at all times during the Lease Term Lessee will, at Lessee's own cost and expense, maintain, preserve and keep the Equipment in good repair, working order and condition, and that Lessee will from time to time make or cause to be made all necessary and proper repairs, replacements and renewals. Lessor shall have no responsibility in any of these matters, or for the making of improvements or additions to the Equipment. Lessee shall not make material modifications to the Equipment without the prior consent of Lessor.

Section 6.04. Liens, Taxes, Other Governmental Charges and Utility Charges. Lessee shall keep the Equipment free of all liens, charges and encumbrances except those created by this Agreement. The parties to this Agreement contemplate that the Equipment will be used for a governmental or proprietary purpose of Lessee and, therefore, that the Equipment will be exempt from all taxes presently assessed and levied with respect to personal property. In the event that the use, possession or acquisition of the Equipment is found to be subject to taxation in any form (except for income taxes of Lessor), Lessee will pay, as the same respectively come due, all taxes and governmental charges of any kind whatsoever that may at any time be lawfully assessed or levied against or with respect to the Equipment and any equipment or other property acquired by Lessee in substitution for, as a renewal or replacement of, or a modification, improvement or addition to the Equipment, as well as all gas, water, steam, electricity, heat, power, telephone, utility and other charges incurred in the operation, maintenance, use, occupancy and upkeep of the Equipment; provided that, with respect to any governmental charges that may lawfully be paid in installments over a period of years, Lessee shall be obligated to pay only such installments as have accrued during the Lease Term. Lessee will take no action that will cause the interest portion of any Rental payment to become includable in gross income of the recipient for purposes of federal income taxation under the Code, and Lessee will take, and will cause its officers, employees and agents to take, all affirmative action legally within its power to prevent such interest from being includable in gross income for purposes of federal income taxation under the
Code. Lessee acknowledges that Lessor's yield with respect to this Agreement is dependent upon the interest component of each Rental Payment being excluded from Lessor's income pursuant to the Code.

Section 6.05. Provisions Regarding Insurance. At its own expense, Lessee shall maintain (a) casualty insurance insuring the Equipment against loss or damage by fire and all other risks covered by the standard extended coverage endorsement then in use in the State, and any other risks reasonably required by Lessor, in an amount at least equal to the replacement cost of the Equipment, (b) liability insurance that protects Lessor from liability in all events in form and amount satisfactory to Lessor and (c) workers' compensation coverage as required by the laws of the State; provided that, with Lessor's prior written consent, Lessee may self-insure against the risks described in clauses (a) and (b); provided further that, if Lessor provides such consent Lessee shall provide to Lessor information with respect to such self-insurance program as Lessor may request from time to time. All insurance proceeds from casualty losses shall be payable as hereinafter provided. Lessee shall furnish to Lessor certificates evidencing such coverage throughout the Lease Term. All such casualty and liability insurance shall be with insurers that are acceptable to Lessor, shall name Lessor as a loss payee and an additional insured, respectively, and shall contain a provision to the effect that such insurance shall not be canceled or modified materially without first giving written notice thereof to Lessor at least 30 days in advance of such cancellation or modification. All such casualty insurance shall contain a provision making any losses payable to Lessee and Lessor as their respective interests may appear.
Section 6.06. Advances. In the event Lessee shall fail to maintain the full insurance coverage required by this Agreement or shall fail to keep the Equipment in good repair and operating condition, Lessor may (but shall be under no obligation to) purchase the required insurance and pay the premiums on the same or may make such repairs or replacements as are necessary and provide for payment thereof; and all amounts so advanced therefore by Lessor shall constitute additional rent for the then-current Original Term or Renewal Term, and Lessee covenants and agrees to pay such amounts so advanced by Lessor with interest thereon from the date advanced until paid at the rate of 18% per annum or the maximum interest rate permitted by law, whichever is less.

## ARTICLE VII. DAMAGE, DESTRUCTION AND CONDEMNATION: USE OF NET PROCEEDS

Section 7.01. Risk of Loss. Lessee is responsible for the entire risk of loss of or damage or destruction to the Equipment. No such loss, damage or destruction shall relieve Lessee of any obligation under this Agreement or any Lease.
Section 7.02. Damage, Destruction and Condemnation. If (a) the Equipment listed on any Schedule or any portion thereof is destroyed, in whole or in part, or is damaged by fire or other casualty or (b) title to, or the temporary use of, the Equipment or any part thereof shall be taken under the exercise of the power of eminent domain by any governmental body or by any person, firm or corporation acting pursuant to governmental authority, Lessee and Lessor will cause the Net Proceeds of any insurance claim or condemnation award to be applied to the prompt replacement, repair, restoration, modification or improvement of that Equipment, unless Lessee shall have exercised its option to purchase that Equipment pursuant to Section 5.04. Any balance of the Net Proceeds remaining after such work has been completed shall be paid to Lessee.
Section 7.03. Insufficiency of Net Proceeds. If the Net Proceeds are insufficient to pay in full the cost of any replacement, repair, restoration, modification or improvement referred to in Section 7.02, Lessee shall either complete such replacement, repair, restoration, modification or improvement and pay any costs thereof in excess of the amount of the Net Proceeds, unless Lessee, pursuant to Section 5.04, purchases Lessor's interest in the Equipment destroyed, damaged or taken and any other Equipment listed in the same Schedule. The amount of the Net Proceeds, if any, remaining after completing such repair, restoration, modification or improvement or after purchasing Lessor's interest in the Equipment shall be retained by Lessee. If Lessee shall make any payments pursuant to this Section, Lessee shall not be entitled to any reimbursement therefore from Lessor nor shall Lessee be entitled to any diminution of the amounts payable under Article IV.

## ARTICLE VIII. DISCLAIMER OF WARRANTIES; VENDOR'S WARRANTIES; USE OF THE EQUIPMENT

Section 8.01. Disclaimer of Warranties. LESSEE HAS SELECTED THE EQUIPMENT AND THE VENDORS. LESSOR MAKES NO WARRANTY OR REPRESENTATION, EITHER EXPRESS OR IMPLIED, AS TO THE VALUE, DESIGN, CONDITION, MERCHANTABILITY OR FITNESS FOR PARTICULAR PURPOSE OR FITNESS FOR USE OF THE EQUIPMENT, OR WARRANTY OR REPRESENTATION WITH RESPECT THERETO. In no event shall Lessor be liable for an incidental, indirect, special or consequential damage in connection with or arising out of this Agreement or the existence, furnishing, functioning or Lessee's use of any item or products or service provided for in this Agreement.
Section 8.02. Vendor's Warranties. Lessor hereby irrevocably appoints Lessee its agent and attorney-in-fact during the Lease Term, so long as Lessee shall not be in default hereunder, to assert from time to time whatever claims and rights, including warranties of the Equipment, which Lessor may have against the Vendor of the Equipment. Lessee's sole remedy for the breach of such warranty, indemnification or representation shall be against the Vendor of the Equipment, and not against Lessor, nor shall such matter have any effect, whatsoever on the rights and obligations of Lessor with respect to this Agreement, including the right to receive full and timely payments hereunder. Lessee expressly acknowledges that Lessor makes, and has made no representation or warranties whatsoever as to the existence or availability of such warranties of the Vendor of the Equipment.
Section 8.03. Use of the Equipment. Lessee will not install, use, operate or maintain the Equipment improperly, carelessly, in violation of any applicable law or in a manner contrary to that contemplated by this Agreement. Lessee shall provide all permits and licenses, if any, necessary for the installation and operation of the Equipment. In addition, Lessee agrees to comply in all respects (including, without limitation, with respect to the use, maintenance and operation of each item of the Equipment) with all laws of the jurisdictions in which its operations involving any item of Equipment may extend and any legislative, executive, administrative or judicial body exercising any power or jurisdiction over the items of the Equipment; provided, however, that Lessee may contest in good faith the validity or application of any such law or rule in any reasonable manner which does not, in the opinion of Lessor, adversely affect the title of Lessor in and to any of the items of the Equipment or its interest or rights under this Agreement.
Section 8.04. Essential Nature of the Equipment. Lessee confirms and affirms that the Equipment is essential to the function of Lessee and the services provided to its citizens, that there is an immediate need for the Equipment which is not temporary or expected to diminish in the foreseeable future, and that Lessee will use substantially all the Equipment for the purpose of performing one or more governmental or proprietary functions consistent with the permissible scope of its authority.

## ARTICLE IX. ASSIGNMENT, SUBLEASING, INDEMNIFICATION, MORTGAGING AND SELLING

Section 9.01. Assignment by Lessor. Lessor's interest in, to, and under this Agreement; any Lease and the Equipment may be assigned and reassigned in whole or in part to one or more assignees by Lessor at any time subsequent to its execution. Lessee hereby agrees to maintain a written record of each such assignment in form necessary to comply with Section 149(a) of the Code. No such assignment shall be binding on Lessee until it has received written notice from Lessor of the assignment disclosing the name and address of the assignee. Lessee agrees to execute all documents, including chattel mortgages or financing statements that may be reasonably requested by Lessor or any assignee to protect its interests in the Equipment and in this Agreement. Lessee shall not have the right to and shall not assert against any assignee any claim, counterclaim, defense, set-off or other right Lessee may from time to time have against Lessor.
Section 9.02. Assignment and Subleasing by Lessee. None of Lessee's interest in, to and under this Agreement and in the Equipment may be sold, assigned, subleased, pledged or otherwise encumbered by Lessee without the prior written consent of Lessor.
Section 9.03. Release and Indemnification Covenants. To the extent permitted by law, Lessee shall indemnify, protect, hold harmless, save and keep harmless Lessor from and against any and all liabilities, obligations, losses, claims and damages whatsoever, regardless of cause thereof, and all expenses in connection therewith (including, without limitation, counsel fees and expenses, penalties connected therewith imposed on interest received) arising out of or as (a) result of the entering into of this Agreement, (b) the ownership of any item of the Equipment, (c) the manufacture, ordering, acquisition, use, operation, condition, purchase, delivery, rejection, storage or return of any item of the Equipment, (d) or any accident in connection with the operation, use, condition, possession, storage or return of any item of the Equipment resulting in damage to property or injury to or death to any person, and/or (e) the breach of any covenant herein or any material misrepresentation contained herein. The indemnification arising under this paragraph shall continue in full force and effect notwithstanding the full payment of all obligations under this Agreement or the termination of the Lease Term for any reason.

## ARTICLE X. EVENTS OF DEFAULT AND REMEDIES

Section 10.01. Events of Default Defined. Subject to the provisions of **Section 4.05**, any of the following events shall constitute an "Event of Default" under any Lease:

(a) Failure by Lessee to pay any Rental Payment or other payment required to be paid under that Lease at the time specified in that Lease;

(b) Failure by Lessee to observe and perform any covenant, condition or agreement on its part to be observed or performed under that Lease, other than as referred to in subparagraph (a) above, for a period of 30 days after written notice specifying such failure and requesting that it be remedied is given to Lessee by Lessor, unless Lessor shall agree in writing to an extension of such time prior to its expiration; provided that, if the failure stated in the notice cannot be corrected within the applicable period, Lessor will not unreasonably withhold its consent to an extension of such time if corrective action is instituted by Lessee within the applicable period and diligently pursued until the default is corrected;

(c) Any statement, representation or warranty made by Lessee in or pursuant to that Lease or its execution, delivery or performance shall prove to have been false, incorrect, misleading or breached in any material respect on the date when made;

(d) Any provision of that Lease shall at any time for any reason cease to be valid and binding on Lessee, or shall be declared to be null and void, or the validity or enforceability thereof shall be contested by Lessee or any governmental agency or authority if the loss of such provision would materially adversely affect the rights or security of Lessor, or Lessee shall deny that it has any further liability or obligation under that Lease.

(e) Lessee shall (i) apply for or consent to the appointment of a receiver, trustee, custodian or liquidator of Lessee, or of all or a substantial part of the assets of Lessee, (ii) be unable, fail or admit in writing its inability generally to pay its debts as they become due, (iii) make a general assignment for the benefit of creditors, (iv) have an order for relief entered against it under applicable federal bankruptcy law, or (v) file a voluntary petition in bankruptcy or a petition or an answer seeking reorganization or an arrangement with creditors or taking advantage of any insolvency law or any answer admitting the material allegations of a petition filed against Lessee in any bankruptcy, reorganization or insolvency proceeding; or

(f) An order, judgment or decree shall be entered by any court of competent jurisdiction, approving a petition or appointing a receiver, trustee, custodian or liquidator of Lessee or of all or a substantial part of the assets of Lessee, in each case without its application, approval or consent, and such order, judgment or decree shall continue unstayed and in effect for any period of 30 consecutive days.

Section 10.02. Remedies on Default. Whenever any Event of Default under any Lease exists, Lessor shall have the right, at its sole option without any further demand or notice, to take one or any combination of the following remedial steps:

(a) By written notice to Lessee, declare all Rental Payments and other amounts payable by Lessee under that Lease to the end of the then current Original Term or Renewal Term to be due;

(b) With or without terminating that Lease, Lessor may, upon 5 days written notice to Lessee, enter the premises where any Equipment that is subject to that Lease is located and retake possession of that Equipment or require Lessee at Lessee's expense to promptly return any or all of the Equipment to the possession of Lessor at such place within the United States as Lessor shall specify, and sell or lease the Equipment or, for the account of Lessee, sublease the Equipment, continuing to hold Lessee liable for the difference between (i) the Rental Payments and other amounts payable by Lessee under that Lease plus the then-applicable Purchase Option Price for that Equipment and (ii) the net proceeds of any such sale, leasing or subleasing (after deducting all expenses of Lessor in exercising its remedies under this Agreement, including without limitation all expenses of taking possession, storing, reconditioning and selling or leasing the Equipment and all brokerage, auctioneers' and attorneys' fees) provided that the amount of Lessee's liability under this subparagraph (b) shall not exceed the Rental Payments and other amounts otherwise due under that Lease plus the remaining Rental Payments and other amounts payable by Lessee under that Lease to the end of the then current Original Term or Renewal Term; and

(c) Lessor may take whatever action at law or in equity may appear necessary or desirable to enforce its rights under that Lease or as the owner of any or all of the Equipment that is subject to that Lease.

In addition, whenever an Event of Default exists with respect to any Rental Payment required by a particular Schedule or with respect to any other payment, covenant, condition, agreement, statement, representation or warranty set forth in that Schedule or applicable to that Schedule or the Equipment listed therein, Lessor shall have the right, at its sole option without any further demand or notice, to take one or any combination of the following remedial steps:

(d) By written notice to Lessee, Lessor may declare all Rental Payments payable by Lessee pursuant to that Schedule and other amounts payable by Lessee under this Agreement to the end of the then current Original Term or Renewal Term to be due;

(e) With or without terminating that Schedule, Lessor may, upon 5 days written notice to Lessee, enter the premises where the Equipment listed in that Schedule is located and retake possession of that Equipment or require Lessee at Lessee's expense to promptly return any or all of that Equipment to the possession of Lessor at such place within the United States as Lessor shall specify, and sell or lease that Equipment or, for the account of Lessee, sublease that Equipment, continuing to hold Lessee liable for the difference between (i) the Rental Payments payable by Lessee pursuant to that Schedule and other amounts related to that Schedule or the Equipment listed therein that are payable by Lessee hereunder plus the then applicable Purchase Option Price for that Equipment, and (ii) the net proceeds of any such sale, leasing or subleasing (after deducting all expenses of Lessor in exercising its remedies under this Agreement, including without limitation all expenses of taking possession, storing, reconditioning and selling or leasing such Equipment and all brokerage, auctioneers' and attorneys' fees) provided that the amount of Lessee's liability under this subparagraph (e) shall not exceed the Rental Payments and other amounts otherwise due under that Schedule plus the remaining Rental Payments and other amounts payable by Lessee under that Schedule to the end of the then current Original Term or Renewal Term; and

(f) Lessor may take whatever action at law or in equity may appear necessary or desirable to enforce its rights under that Schedule, this Agreement with respect to that Schedule and the Equipment listed therein.

In addition to the remedies specified above, Lessor may charge interest on all amounts due to it at the rate of 10% per annum or the maximum amount permitted by law, whichever is less. The exercise of any such remedies respecting any such Event of Default shall not relieve Lessee of any other liabilities under any other Schedules, this Agreement related to any other Schedule or the Equipment listed therein.

Section 10.03. No Remedy Exclusive. No remedy conferred upon or reserved to Lessor by this Article is intended to be exclusive and every such remedy shall be cumulative and shall be in addition to every other remedy given under this lease. No delay or omission to exercise any right or power accruing upon any default shall impair any such right or power or shall be construed to be a waiver thereof but any such right and power may be exercised from time to time and as often as may be deemed expedient by Lessor or its assignee.

Section 10.04. Agreement to Pay Attorneys' Fees and Expenses. If Lessee should default under any of the provisions hereof and Lessor should employ attorneys or incur other expenses for the collection of moneys or for the enforcement of performance or observance of any obligation or agreement on the part of Lessee contained in this Agreement, Lessee agrees, to the extent it is permitted by law to do so, that it will, if assessed by a court of competent jurisdiction, pay to Lessor the reasonable fees of those attorneys and other reasonable expenses so incurred by Lessor.

Section 10.05. Application of Moneys. Any net proceeds from the exercise of any remedy hereunder (after deducting all expenses of Lessor in exercising such remedies including without limitation all expenses of taking possession, storing, reconditioning and selling or leasing Equipment and all brokerage, auctioneer's or attorney's fees) shall be applied as follows:

(a) If such remedy is exercised solely with respect to a single Schedule, Equipment listed in that Schedule or rights under the Agreement related to that Schedule, then to amounts due pursuant to that Schedule and other amounts related to that Schedule or that Equipment.

(b) If such remedy is exercised with respect to more than one Schedule, Equipment listed in more than one Schedule or rights under the Agreement related to more than one Schedule, then to amounts due pursuant to those Schedules pro rata.

## ARTICLE XI. MISCELLANEOUS

Section 11.01. Notices. All notices, certificates or other communications hereunder shall be sufficiently given and shall be deemed given when delivered or mailed by registered mail, postage prepaid, to the parties at their respective places of business.

Section 11.02. Binding Effect; Entire Agreement; Amendments and Modifications. This Agreement shall inure to the benefit of and shall be binding upon Lessor and Lessee and their respective successors and assigns. The terms of this Agreement shall not be waived, altered, modified, supplemented or amended in any manner whatsoever except by written instrument signed by the Lessor and the Lessee; nor shall any such amendment that affects the rights of Lessor's assignee be effective without such assignee's consent. In the event any provision of this Agreement shall be held invalid or unenforceable by any court of competent jurisdiction, such holding shall not invalidate or render unenforceable any other provision hereof.

Section 11.03. Applicable Law. This Agreement shall be governed by and construed in accordance with the laws of the State.

Section 11.04. Severability. In the event any provision of this Agreement shall be held invalid or unenforceable by any court of competent jurisdiction, such holding shall not invalidate or render unenforceable any other provision hereof.

Section 11.05. Amendments, Changes and Modifications. This Agreement may be amended, added to, changed or modified by written agreement duly executed by Lessor and Lessee.

Section 11.06. Execution in Counterparts; Chattel Paper. This Agreement, including in writing each Schedule, may be executed in several counterparts, each of which shall be an original and all of which shall constitute but one and the same instrument; except (1) to the extent that various Schedules and this Agreement as it relates thereto constitutes separate Leases as provided in this Agreement and (2) that Lessor's interest in, to and under any Schedule and the Agreement as it relates to that Schedule, and the Equipment listed in that Schedule may be sold or pledged only by delivering possession of the original counterpart of that Schedule marked "Counterpart No. 1," which Counterpart No. 1 shall constitute chattel paper for purposes of the Uniform Commercial Code.

Section 11.07. Usury. The parties hereto agree that the charges in this Agreement and any Lease shall not be a violation of usury or other law. Any such excess charge shall be applied in such order as to conform this Agreement and such Lease to such applicable law.

Section 11.08. Jury Trial Waiver. To the extent permitted by law, lessee agrees to waive its right to a trial by jury.

Section 11.09. Facsimile Documentation. Lessee agrees that a facsimile copy of this Agreement or any Lease with facsimile signatures may be treated as an original and will be admissible as evidence of this Agreement or such Lease.

Section 11.10. Captions. The captions or headings in this Agreement are for convenience only and in no way define, limit or describe the scope or intent of any provisions or sections of this Agreement.

Lessor and Lessee have caused this Agreement to be executed in their names by their duly authorized representatives listed below.

**Lease No. SUICA2025-09PB**

| **LESSEE:** | **LESSOR:** |
|---|---|
| City of Suisun City | Community First National Bank |
| _____ | _____ |
| Bret Prebula, City Manager | Blake Kaus, VP |

# EXHIBIT A

## SCHEDULE OF EQUIPMENT NO. 01, Dated 9/23/2025

Counterpart No. 1,

LESSOR'S INTEREST IN, TO AND UNDER THIS SCHEDULE AND THE AGREEMENT AS IT RELATES TO THIS SCHEDULE MAY BE SOLD OR PLEDGED ONLY BY DELIVERING POSSESSION OF COUNTERPART NO. 1 OF THIS SCHEDULE, WHICH COUNTERPART NO. 1 SHALL CONSTITUTE CHATTEL PAPER FOR PURPOSES OF THE UNIFORM COMMERCIAL CODE.

Re: Master Equipment Lease Purchase Agreement, dated as of 9/23/2025, between Community First National Bank, as Lessor, and City of Suisun City, as Lessee.

1. **Defined Terms.** All terms used herein have the meanings ascribed to them in the above referenced Master Equipment Lease Purchase Agreement (the "Master Equipment Lease").
2. **Equipment.** The Equipment included under this Schedule of Equipment is comprised of the items described in the Equipment Description attached hereto as **Attachment 1**, together with all replacements, substitutions, repairs, restorations, modifications, attachments, accessions, additions and improvements thereof or thereto.
3. **Payment Schedule.** The Rental Payments and Purchase Option Prices under this Schedule of Equipment are set forth in the Payment Schedule attached as **Attachment 2** hereto.
4. **Representations, Warranties and Covenants.** Lessee hereby represents, warrants, and covenants that its representations, warranties and covenants set forth in the Agreement are true and correct as though made on the date of commencement of Rental Payments on this Schedule.
5. **The Master Equipment Lease.** This Schedule is hereby made as part of the Master Equipment Lease and Lessor and Lessee hereby ratify and confirm the Master Equipment Lease. The terms and provisions of the Master Equipment Lease (other than to the extent that they relate solely to other Schedules or Equipment listed on other Schedules) are hereby incorporated by reference and made a part hereof.

**Lease Number: SUICA2025-09PB**

| **LESSEE:** | **LESSOR:** |
|---|---|
| City of Suisun City | Community First National Bank |
| Bret Prebula, City Manager | Blake Kaus, VP |

# ATTACHMENT 1
# EQUIPMENT DESCRIPTION

**RE: Schedule of Equipment No. 01, dated 9/23/2025, to Master Equipment Lease Purchase Agreement, dated as of 9/23/2025, between Community First National Bank, as Lessor, and City of Suisun City, as Lessee.**

**Lease Number: SUICA2025-09PB**

One (1) New Pierce Enforcer Type 1 Engine and One (1) New Pierce 100' Enforcer Quint Aerial Truck

With a total original acquisition cost of $3,440,527.24, prior to any discounts being applied. With discounts applied, the net amount financed is $2,936,695.24; together with all additions, accessions and replacements thereto. Lessee hereby certifies the description of the personal property set forth above constitutes an accurate description of the "Equipment", as defined in the attached Master Equipment Lease Purchase Agreement and the Equipment is located on the premise of the Lessee unless otherwise noted by the Lessee.

Physical location where equipment will be stored after delivery: _____

**LESSEE:**
City of Suisun City

_____
Bret Prebula, City Manager

# ATTACHMENT 2
# PAYMENT SCHEDULE

**RE: Schedule of Equipment No. 01, dated 9/23/2025, to Master Equipment Lease Purchase Agreement, dated as of 9/23/2025, between Community First National Bank, as Lessor, and City of Suisun City, as Lessee.**

**Lease Number: SUICA2025-09PB**

**Amount Financed: $2,936,695.24**

**AMORTIZATION SCHEDULE**

| Payment Number | Payment Date | Payment Amount | Interest Portion | Principal Portion | Purchase Option Price |
|---|---|---|---|---|---|
| 1 | 9/23/2027 | $346,846.52 | $298,175.03 | $48,671.49 | Not Available |
| 2 | 9/23/2028 | $346,846.52 | $143,072.69 | $203,773.83 | Not Available |
| 3 | 9/23/2029 | $346,846.52 | $132,977.74 | $213,868.78 | $2,544,492.57 |
| 4 | 9/23/2030 | $346,846.52 | $122,382.68 | $224,463.84 | $2,313,294.82 |
| 5 | 9/23/2031 | $346,846.52 | $111,262.74 | $235,583.78 | $2,070,643.53 |
| 6 | 9/23/2032 | $346,846.52 | $99,591.92 | $247,254.60 | $1,815,971.29 |
| 7 | 9/23/2033 | $346,846.52 | $87,342.93 | $259,503.59 | $1,548,682.59 |
| 8 | 9/23/2034 | $346,846.52 | $74,487.12 | $272,359.40 | $1,268,152.41 |
| 9 | 9/23/2035 | $346,846.52 | $60,994.44 | $285,852.08 | $973,724.77 |
| 10 | 9/23/2036 | $346,846.52 | $46,833.32 | $300,013.20 | $664,711.17 |
| 11 | 9/23/2037 | $346,846.52 | $31,970.67 | $314,875.85 | $340,389.04 |
| 12 | 9/23/2038 | $346,846.52 | $16,371.72 | $330,474.80 | $0.00 |
| **Grand Totals** | | **$4,162,158.24** | **$1,225,463.00** | **$2,936,695.24** | |

**LESSEE:**
City of Suisun City

Bret Prebula, City Manager

# EXHIBIT B

## LESSEE RESOLUTION

**Re: Schedule of Equipment No. 01, dated 9/23/2025, to Master Equipment Lease Purchase Agreement, dated as of 9/23/2025, between Community First National Bank, as Lessor, and City of Suisun City, as Lessee.**

I, the undersigned, the duly appointed, qualified and acting **City Clerk** of the above captioned Lessee do hereby certify this date _____, as follows:

(1) Lessee did, at a meeting of the governing body of the Lessee held on _____, by motion duly made, seconded and carried, in accordance with all requirements of law, approve and authorize the execution and delivery of the above referenced Schedule of Equipment No. 01 (the "Schedule") on its behalf by the following named representative of the Lessee, to witness:

_____

**Authorized Signer:** Bret Prebula, City Manager

(2) The above named representative of the Lessee held at the time of such authorization and holds at the present time the office set forth above.
(3) The meeting of the governing body of the Lessee at which the Schedule was approved and authorized to be executed was duly called, regularly convened and attended throughout by the requisite majority of the members thereof or by other appropriate official approval and that the action approving the Schedule and authorizing the execution thereof has not been altered or rescinded.
(4) No event or condition that constitutes, or with the giving of notice or the lapse of time or both would constitute, an Event of Default (as such term is defined in the above referenced Master Equipment Lease Purchase Agreement) exists at the date hereof.
(5) All insurance required in accordance with the above referenced Master Equipment Lease Purchase Agreement is currently maintained by the Lessee.
(6) Lessee has, in accordance with the requirements of law, fully budgeted and appropriated sufficient funds for the current budget year to make the Rental Payments scheduled to come due during the Original Term and to meet its other obligations for the Original Term (as such terms are defined in the above referenced Master Equipment Lease Purchase Agreement) and such funds have not been expended for other purposes.
(7) The fiscal year of Lessee is from _____ to _____.

The signatures below from the designated individuals from the Governing Body of the Lessee evidence the adoption by the Governing Body of this resolution.

**City of Suisun City**

**Attested By:**_____

Alma Hernandez, Mayor

Ayes:_____
Noes:_____
Absent:_____
Abstain:_____

**Certified By**:_____

Anita Skinner, City Clerk

# EXHIBIT C

## OPINION OF LESSEE'S COUNSEL

***(Must be re-Printed onto attorney's letterhead)***

(Date)

Community First National Bank
215 S. Seth Child Road
Manhattan, KS 66502

**Re: Lessee: City of Suisun City**

Ladies and Gentlemen:

As legal counsel to City of Suisun City (the "Lessee"), I have examined (a) an executed counterpart of a certain Master Equipment Lease Purchase Agreement, dated as of 9/23/2025, and Exhibits thereto by and between Community First National Bank (the "Lessor") and Lessee, Schedule of Equipment No. 01, dated 9/23/2025, , (collectively, the "Agreement") by and between Lessor and Lessee, which, among other things, provides for the lease with option to purchase by the Lessee of certain property listed in the Schedule (the "Equipment"); (b) an executed counterpart of the ordinances or resolutions of Lessee which, among other things, authorizes Lessee to execute the Agreement and (c) such other opinions, documents and matters of law as I have deemed necessary in connection with the following opinions.

Based on the foregoing, I am of the following opinions:

(1) Lessee's true and correct name is City of Suisun City.
(2) Lessee is a public body corporate and politic, duly organized and existing under the laws of the State, and has a substantial amount of the following sovereign powers: (a) the power to tax, (b) the power of eminent domain, and (c) police power;
(3) Lessee has the requisite power and authority to lease the Equipment with an option to purchase and to execute and deliver the Agreement and to perform its obligations under the Agreement;
(4) The Agreement and the other documents either attached thereto or required therein have been duly authorized, approved and executed by and on behalf of Lessee and the Agreement and other documents either attached thereto or required therein are the valid and binding obligations of Lessee enforceable in accordance with their terms;
(5) The authorization, approval and execution of the Agreement and all other proceedings of Lessee relating to the transactions contemplated thereby have been performed in accordance with all open meeting laws, public bidding laws and all other applicable state or federal laws; and
(6) There is no proceeding pending or threatened in any court or before any governmental authority or arbitration board or tribunal that, if adversely determined, would adversely affect the transactions contemplated by the Agreement or the security interest of Lessor or its assigns, as the case may be, in the Equipment.
(7) The signatures of the officers which appear on the Agreement are true and genuine; I know said officers and know them to hold the offices set forth below their names.
(8) No further approval, consent or withholding of objection is required from any federal, state or local governmental authority with respect to the entering into or performance by the Lessee of the Lease and the transaction contemplated thereby.
(9) The Equipment leased pursuant to the Agreement constitutes personal property and when subjected to use by Lessee will not be or become fixtures under applicable law.
(10) The Lessee is a political subdivision within the meaning of Section 103 of the Internal Revenue Code of 1986 as amended and the related regulations and rulings.
(11) The leasing of the Equipment pursuant to the Agreement is exempt from all sales and use taxes against either the Lessor or the Lessee during the term of the Lease pursuant to the Agreement and the Equipment will be exempt from all state and local personal property or other ad valorem taxes.

All capitalized terms herein shall have the same meanings as in the foregoing Agreement unless otherwise provided herein. Lessor, its successors and assigns, and any counsel rendering an opinion on the tax-exempt status of the interest components of the Rental Payments are entitled to rely on this opinion.

Signature of Legal Counsel

# EXHIBIT D

## ACCEPTANCE CERTIFICATE

Community First National Bank
215 S. Seth Child Road
Manhattan, KS 66502

Ladies and Gentlemen,

**RE: Schedule of Equipment No. 01, dated 9/23/2025, to Master Equipment Lease Purchase Agreement, dated as of 9/23/2025, between Community First National Bank, as Lessor, and City of Suisun City, as Lessee.**

In accordance with the Master Equipment Lease Purchase Agreement (the "Agreement"), the undersigned Lessee hereby certifies and represents to, and agrees with Lessor as follows:

(1) All of the Equipment (as such term is defined in the Agreement) listed in the above referenced Schedule of Equipment (the "Schedule") has been delivered, installed and accepted on the date hereof.
(2) Lessee has conducted such inspection and/or testing of the Equipment listed in the Schedule as it deems necessary and appropriate and hereby acknowledges that it accepts the Equipment for all purposes.
(3) Lessee is currently maintaining the insurance coverage required by **Section 6.05** of the Agreement.
(4) No event or condition that constitutes, or with notice or lapse of time, or both, would constitute, an Event of Default (as defined in the Agreement) exists at the date hereof.
(5) Lessee has appropriated and/or taken other lawful actions necessary to provide moneys sufficient to pay all Rental Payments required to be paid under the Agreement during the current Budget Year of Lessee, and such moneys will be applied in payment of all Rental Payments due and payable during such current Budget Year.
(6) The governing body of Lessee has approved the authorization, execution and delivery of this Agreement on its behalf by the authorized representative of Lessee who signed the Agreement.
(7) The Lessee will in a timely fashion submit the appropriate paperwork to the State to have a title to the Equipment issued in their name as owner and Lessor listed as first lienholder. Such verification of perfected ownership and security interest will be provided to Lessor no later than 90 days from delivery of the Equipment.

**LESSEE:**
City of Suisun City

_____
Bret Prebula, City Manager

_____
Date

**If delivery is not immediate, keep until final delivery.*

# TITLE REGISTRATION & SECURITY INTEREST CERTIFICATION

**RE: Schedule of Equipment No. 01, dated 9/23/2025, to Master Equipment Lease Purchase Agreement, dated as of 9/23/2025, between Community First National Bank, as Lessor, and City of Suisun City, as Lessee.**

**Lease Number: SUICA2025-09PB**

One (1) New Pierce Enforcer Type 1 Engine and One (1) New Pierce 100' Enforcer Quint Aerial Truck

In accordance with the Agreement, the undersigned Lessee hereby certifies and represents to, and agrees with Lessor as follows:

1. The Agreement requires the completion of the ownership transfer and perfection of the lienholder process. This process is completed through submission of the documents to the State for a title to be issued in the name of the Lessee.

2. The Lessee will in a timely fashion submit the appropriate paperwork to the State to have a title to the Equipment issued in their name as owner and Lessor listed as first lienholder. Such verification of perfected ownership and security interest will be provided to Lessor no later than 90 days from delivery of the Equipment.

**LESSEE:**
City of Suisun City

_____
Bret Prebula, City Manager

# BANK QUALIFIED CERTIFICATE

**RE: Schedule of Equipment No. 01, dated 9/23/2025, to Master Equipment Lease Purchase Agreement, dated as of 9/23/2025, between Community First National Bank, as Lessor, and City of Suisun City, as Lessee.**

Whereas, Lessee hereby represents it is a "Bank Qualified" Issuer for the calendar year in which the above referenced Schedule is executed by making the following designations with respect to Section 265 of the Internal Revenue Code. (A "Bank Qualified Issuer" is an issuer that issues less than $10,000,000 dollars of tax-exempt obligations during the calendar year).

Now, therefor, Lessee hereby designates the above referenced Schedule as follows:

1. **Designation as Qualified Tax-Exempt Obligation.** Pursuant to Section 265(b)(3)(B)(i) of the Internal Revenue Code of 1986 as amended (the "Code"), the Lessee hereby specifically designates the above referenced Schedule as a "qualified tax-exempt obligation" for purposes of Section 265(b)(3) of the Code. In compliance with Section 265(b)(3)(D) of the Code, the Lessee hereby represents that the Lessee will not designate more than $10,000,000 of obligations issued by the Lessee in the calendar year during which the above referenced Schedule is executed and delivered as such "qualified tax-exempt obligations".

2. **Issuance Limitation.** In compliance with the requirements of Section 265(b)(3)(C) of the Code, the Lessee hereby represents that the Lessee (including all subordinate entities of the Lessee within the meaning of Section 265(b)(3)(E) of the Code) reasonably anticipates not to issue in the calendar year during which the above referenced Schedule is executed and delivered, obligations bearing interest exempt from federal income taxation under Section 103 of the Code (other than "private activity bonds" as defined in Section 141 of the Code) in an amount greater than $10,000,000.

**LESSEE:**
City of Suisun City

_____
Bret Prebula, City Manager

# INSURANCE COVERAGE REQUIREMENTS

## Lessee: City of Suisun City

**Please mark one of the following:**

( ) Pursuant to Section 6.05 of the Agreement, you have agreed to provide us evidence of insurance covering the property in the Agreement. A Certificate of Insurance naming all insured parties and coverage must be provided to us as soon as possible, but no later than the date on which delivery of equipment occurs.

( ) Pursuant to Section 6.05 of the Agreement, we are self-insured for all risk, physical damage, and public liability and will provide proof of such self-insurance in letter form, together with a copy of the statute authorizing this form of insurance. Coverage must be provided to us as soon as possible, but no later than the date on which delivery of equipment occurs.

Equipment to be insured:
**One (1) New Pierce Enforcer Type 1 Engine and One (1) New Pierce 100' Enforcer Quint Aerial Truck VIN#:**

Policy should be issued and mailed to: Community First National Bank and/or Its Assigns
215 S. Seth Child Road
Manhattan, KS 66502

**INSURANCE REQUIREMENTS:**

**1. LIABILITY**

- ✓ *$1,000,000.00 Aggregate Bodily Injury*
- ✓ *$1,000,000.00 Combined Single Limit per Occurrence*
- ✓ *Community First National Bank and/or Its Assigns MUST be listed as **Additional Insured**.*

**2. PHYSICAL DAMAGE**

- ✓ *All risk coverage to guarantee proceeds sufficient to cover the replacement cost of the equipment.*
- ✓ *Community First National Bank and/or Its Assigns MUST be listed as **Loss Payee**.*

**3. ENDORSEMENT**

- ✓ *Lessor will receive at least thirty (30) days written notice from Insurer prior to alteration, cancellation or reduction of insurance coverage.*

**4. VERBIAGE TO INCLUDE IN DESCRIPTION**

- ✓ *One (1) New Pierce Enforcer Type 1 Engine and One (1) New Pierce 100' Enforcer Quint Aerial Truck VIN# as outlined on Lease# SUICA2025-09PB*
- ✓ *Replacement Value (GRC, ACV, etc.)*
- ✓ *Comprehensive and Collision Deductibles*

**THE CERTIFICATE SHOULD BE**
**EMAILED TO cindyturner@clpusa.net OR FAXED TO: 888.777.7875**

| | | |
|---|---|---|
| Insurance Company Name: | | |
| Agents Name: | | |
| Address: | | |
| City: | State: | Zip: |
| Phone: | Email: | |

**LESSEE:**
City of Suisun City

Bret Prebula, City Manager

# INVOICE INSTRUCTIONS

**RE: Schedule of Equipment No. 01, dated 9/23/2025, to Master Equipment Lease Purchase Agreement, dated as of 9/23/2025, between Community First National Bank, as Lessor, and City of Suisun City, as Lessee.**

**Lease Number: SUICA2025-09PB**

**Equipment Description: One (1) New Pierce Enforcer Type 1 Engine and One (1) New Pierce 100' Enforcer Quint Aerial Truck**

Please provide contact information for billing and invoicing purposes.

Person/Department: _____

P.O. Box/Street: _____

City, State, Zip: _____

Telephone Number: _____

Email Address: _____

# NOTICE OF ASSIGNMENT

August 29, 2025

City of Suisun City
701 Civic Center Boulevard
Suisun City, CA 94585

**RE: Schedule of Equipment No. 01, dated 9/23/2025, to Master Equipment Lease Purchase Agreement, dated as of 9/23/2025, between Community First National Bank, as Lessor, and City of Suisun City, as Lessee.**

Please be advised Community First National Bank has assigned all its right, title and interest in, to and under the above referenced Master Equipment Lease Purchase Agreement (the "Agreement"), the Equipment leased thereunder and the right to receive Rental Payments thereunder to the following assignee:

_____
_____
_____

All Rental Payments and payment of the Purchase Option Price due under the Agreement should be made to the Assignee at the above address.

Community First National Bank

_____
Blake Kaus, VP

ACKNOWLEDGED AND ACCEPTED:

City of Suisun City

_____
Bret Prebula, City Manager

*Lessor may at a future date desire to assign this lease agreement but at this time a specific Assignee is undetermined. At such time as Lessor desires to assign this lease; Lessee will be provided a signed copy of this page for their records and will be made aware of any changes in who and where to send subsequent rental payments. This assignment option is outlined in Article IX of the Master Equipment Lease Purchase Agreement.

# EXHIBIT C

## OPINION OF LESSEE'S COUNSEL

***(Must be re-Printed onto attorney's letterhead)***

(Date)

Community First National Bank
215 S. Seth Child Road
Manhattan, KS 66502

**Re: Lessee: City of Suisun City**

Ladies and Gentlemen:

As legal counsel to City of Suisun City (the "Lessee"), I have examined (a) an executed counterpart of a certain Master Equipment Lease Purchase Agreement, dated as of 9/23/2025, and Exhibits thereto by and between Community First National Bank (the "Lessor") and Lessee, Schedule of Equipment No. 01, dated 9/23/2025, (collectively, the "Agreement") by and between Lessor and Lessee, which, among other things, provides for the lease with option to purchase by the Lessee of certain property listed in the Schedule (the "Equipment"); (b) an executed counterpart of the ordinances or resolutions of Lessee which, among other things, authorizes Lessee to execute the Agreement and (c) such other opinions, documents and matters of law as I have deemed necessary in connection with the following opinions.

Based on the foregoing, I am of the following opinions:

(1) Lessee's true and correct name is City of Suisun City.
(2) Lessee is a public body corporate and politic, duly organized and existing under the laws of the State, and has a substantial amount of the following sovereign powers: (a) the power to tax, (b) the power of eminent domain, and (c) police power;
(3) Lessee has the requisite power and authority to lease the Equipment with an option to purchase and to execute and deliver the Agreement and to perform its obligations under the Agreement;
(4) The Agreement and the other documents either attached thereto or required therein have been duly authorized, approved and executed by and on behalf of Lessee and the Agreement and other documents either attached thereto or required therein are the valid and binding obligations of Lessee enforceable in accordance with their terms;
(5) The authorization, approval and execution of the Agreement and all other proceedings of Lessee relating to the transactions contemplated thereby have been performed in accordance with all open meeting laws, public bidding laws and all other applicable state or federal laws; and
(6) There is no proceeding pending or threatened in any court or before any governmental authority or arbitration board or tribunal that, if adversely determined, would adversely affect the transactions contemplated by the Agreement or the security interest of Lessor or its assigns, as the case may be, in the Equipment.
(7) The signatures of the officers which appear on the Agreement are true and genuine; I know said officers and know them to hold the offices set forth below their names.
(8) No further approval, consent or withholding of objection is required from any federal, state or local governmental authority with respect to the entering into or performance by the Lessee of the Lease and the transaction contemplated thereby.
(9) The Equipment leased pursuant to the Agreement constitutes personal property and when subjected to use by Lessee will not be or become fixtures under applicable law.
(10) The Lessee is a political subdivision within the meaning of Section 103 of the Internal Revenue Code of 1986 as amended and the related regulations and rulings.
(11) The leasing of the Equipment pursuant to the Agreement is exempt from all sales and use taxes against either the Lessor or the Lessee during the term of the Lease pursuant to the Agreement and the Equipment will be exempt from all state and local personal property or other ad valorem taxes.

All capitalized terms herein shall have the same meanings as in the foregoing Agreement unless otherwise provided herein. Lessor, its successors and assigns, and any counsel rendering an opinion on the tax-exempt status of the interest components of the Rental Payments are entitled to rely on this opinion.

Signature of Legal Counsel

# Fire Apparatus Replacement

Type I Engine & Areial Ladder Truck

1

# Apparatus Replacement Needs

**National Fire Protection Association 1900**

- In Service Life Span 25 years
- Engines 100,000 miles or 15 years
- Ladder 100,000 miles or 15 years

**Comprehensive Fleet Analysis Conducted**

- **2023 Apparatus & Equipment Replacement Plan**
  - 2008 Ferrera Type I Engine 47- Due 2028
  - 2016 Spartan Ladder Truck 47 Due 2024

**Apparatus Committee**

- Manufactures explored- Pierce Manufacturing
- 12- month planning and design
- Full design specifications and quote

2

# Engine 47 (E47)

- 2016 Spartan/Metro Star Type I Engine
- Age & Score: 8 years old | Replacement Score: 20 ("Good" condition)
- Mileage: 59,455 miles
- **Replacement Cost: $1,134,615.87**
- Replacement Year: 2031

3

# E47 Replacement Justification

- While Engine 47 has not yet reached the 15-year end-of-life benchmark, it is one of only two Type I engines in the fleet. Due to increased call volume and staffing levels, both engines now serve as front-line units, leaving the department without a reserve back-up.
- During engine breakdowns or routine maintenance, the department is forced to rely on a Type III wildland engine – an apparatus not designed for structural firefighting or urban EMS response.
- Replacing E47 will restore a reserve engine to the fleet, strategically stagger replacement costs, ensuring service continuity, ISO/NFPA compliance, and public safety.

4

## Replacement of Truck 47 (E47)

- 2008 Ferrara HD Aerial Ladder Truck
- Age & Score: 16 years old | Replacement Score: 26 (Qualifies for Replacement)
- Mileage: 31,29 miles
- **Replacement Cost: $1,802,079.37**
- Replacement Year: 2024

5

## T47 Replacement Justification

- Ladder Truck 47 has surpassed the 15- year front line service threshold set by NFPA 1900 and should be now be designated for reserve or retired status.
- The ladder truck and aerial device has approached critical age-related mechanical and safety concerns. Maintenance cost in FY 2024-25 exceeded $100,00.00 due to major mechanical failures.
- Aerial apparatus is required for buildings of 3 or more stories and for improved ISO rating.

6

# Option A: **Type I Fire Engine**

Purchase/Lease Options

| First Payment 2 Years after Closing | | |
|---|---|---|
| Total Cost | | $ 1,336,188.87 |
| Down Payment | | $ - |
| Prepayment Discount | | $ -194,241.00 |
| Amount Financed | | $ 1,141,947.87 |
| **Terms** | **Annual Payment** | **Interest Rate** |
| 10 Year Terms | $ 157,856.50 | 5.28% |
| 12 Year Terms | $ 137,830.04 | 5.28% |
| 15 Year Terms | $ 118,065.37 | 5.28% |

7

# Option B: **Type I Fire Engine & Ladder Truck**

Purchase/Lease Options

| First Payment 2 Years after Closing | | |
|---|---|---|
| Total Cost | | $ 3,440,527.24 |
| Mulitunit Discount | | $ -14,666.00 |
| Prepayment Discount | | $ -489,166.00 |
| Amount Financed | | $ 2,936,695.24 |
| **Terms** | **Annual Payment** | **Interest Rate** |
| 10 Year Terms | $ 379,593.90 | 4.92% |
| 12 Year Terms | $ 330,474.80 | 4.95% |
| 15 Year Terms | $ 282,813.20 | 4.99% |

8

## Staff Recommendation

- Staff recommends procurement for both a Type I engine and an Aerial Ladder Truck replacement
- Community Leasing Partners
  - 12-Year Lease
  - Interest Rate of 4.95%
- Annual Payment: $330,474.80
- Estimated Delivery: October 2029

9

Questions or Directions

10

THIS PAGE INTENTIONALLY LEFT BLANK

**AGENDA ITEM NO. 22.**

**AGENDA TRANSMITTAL**

**MEETING DATE:** September 16, 2025

---

**AGENDA ITEM:** Authorization to Update the Schedule of Salary and Benefits for Unrepresented and Executive Management Employees and the Citywide Salary Schedule by Approving the Following Resolutions:

a. Council Adoption of Resolution No. 2025-___: Updating the Schedule of Salary and Benefits for Unrepresented and Executive Management Employees, effective September 16, 2025.
b. Council Adoption of Resolution No. 2025-___: Updating the Citywide Salary Schedule to Establish the Classification of the Information Technology (IT) Director and to Implement the Market Adjustments Approved in the Executive Management Plan Effective September 26, 2025.
c. Council Adoption of Resolution No. 2025-___: Approving Amendment No. 1 to the Employment Agreement of the City Manager.
d. Council Adoption of Resolution No. 2025-___: Approving Amendment No. 1 to the Employment Agreement of the Fire Chief.
e. Council Adoption of Resolution No. 2025-___: Approving Amendment No. 1 to the Employment Agreement of the Police Chief.

---

**FISCAL IMPACT:** The cost of these salary and benefit adjustments for Fiscal Year 2025-26 is approximately $180,000. These costs will be incorporated into the midyear budget process.

---

**STRATEGIC PLAN:** Provide Good Governance and Fiscal Solvency.

---

**BACKGROUND:** The City Council periodically reviews and updates the Schedule of Salary and Benefits for Unrepresented and Executive Management Employees to ensure that salaries remain competitive in the labor market, to address internal alignment, and to clarify or update benefit provisions as needed.

The City began negotiations with all of its represented bargaining groups in March 2025 with the goal of reaching agreements by June 30, 2025. Contract negotiations with all represented groups remain ongoing. Typically, the City Council adjusts the Executive Management Plan after completing negotiations with represented groups; however, since those discussions are continuing, the City would like to move forward with these plan updates at this time.

As part of this process, it is also necessary to update the Citywide Salary Schedule to establish the classification of Information Technology Director and to implement the market-based salary adjustments approved in the Executive Management Plan.

Three additional Resolutions are also being presented that amend the employment contracts for the City Manager, Police Chief, and Frie Chief. These amendments align their agreements with the Executive Management Plan and provide that:

"The same rules, limitations, terms and conditions provided to all executive management employees set forth in the Executive Management Benefits Schedule shall also apply to Employee. In the even all

executive management are provided additional benefits under the Executive Management Benefits Schedule, Employee shall be provided the same benefit effective on the same date."

---

**STAFF REPORT: Executive Management Plan Salary and Benefits Adjustments (Resolution 1)**

- Provides a market-based wage adjustment effective September 26, 2025, to bring salaries to 90% of the market median:
  - Tier 1: 2.6%
  - Tier 2: 10.1%
  - Tier 3: 2.9%
  - City Manager: 2.9%
  - Human Resources Administrator: 12.9%
- Provides a 2.5% COLA adjustment effective the first pay period of January 2026.
- Provides a 2.5% COLA adjustment effective the first pay period of July 2026.
- Provides Employer Paid Member Contribution (EPMC) for CalPERS in exchange for employees' cost-sharing an equal amount of the employer's CalPERS contribution. This plan item will become effective as soon as practicable after CalPERS approval.
- Increases the City's deferred compensation plan match by .5% (to 4%), aligning this benefit with other management and professional employees.
- Provides Executive Management Benefits to the IT Director classification.
- Updates and clarifies certain language in the plan to remove ambiguity or outdated provisions.

**Citywide Salary Schedule Updates (Resolution 2)**

- Effective September 26, 2025, updates the Citywide Salary Schedule to:
  - Establish the classification of IT Director.
  - Incorporate the market adjustments approved in the Executive Management Plan.
- Ensures compliance with CalPERS requirements and maintains publicly available pay transparency.

**Employment Agreement Amendments (Resolutions 3-5)**

- Amend the agreements of the City Manager, Police Chief, and Fire Chief to align their benefits with the Executive Management Plan.
- Provides automatic alignment of benefits enhancements authorized in the Executive Management Plan without requiring separate contract amendments.

Adoption of these resolutions will ensure that the City continues to attract and retain highly qualified executive management staff, maintains competitive compensation practices, complies with CalPERS requirements, and provides clarity and consistency in benefits administration.

---

**STAFF RECOMMENDATION:** Update the Schedule of Salary and Benefits for Unrepresented and Executive Management Employees and the Citywide Salary Schedule by Approving the Following Resolutions:

a. Council Adoption of Resolution No. 2025-___: Updating the Schedule of Salary and Benefits for Unrepresented and Executive Management Employees, effective September 16, 2025.

b. Council Adoption of Resolution No. 2025-___: Updating the Citywide Salary Schedule to Establish the Classification of the Information Technology (IT) Director and to Implement the Market Adjustments Approved in the Executive Management Plan Effective September 26, 2025.
c. Council Adoption of Resolution No. 2025-___: Approving Amendment No. 1 to the Employment Agreement of the City Manager.
d. Council Adoption of Resolution No. 2025-___: Approving Amendment No. 1 to the Employment Agreement of the Fire Chief.
e. Council Adoption of Resolution No. 2025-___: Approving Amendment No. 1 to the Employment Agreement of the Police Chief.

---

**DOCUMENTS ATTACHED:**

1. Council Adoption of Resolution No. 2025-___: Updating the Schedule of Salary and Benefits for Unrepresented and Executive Management Employees, effective September 16, 2025.
    a. Schedule of Salary and Benefits for Unrepresented and Executive Management Employees - Clean
2. Council Adoption of Resolution No. 2025-___: Updating the Citywide Salary Schedule to Establish the Classification of the Information Technology (IT) Director and to Implement the Market Adjustments Approved in the Executive Management Plan Effective September 26, 2025.
    a. Citywide Salary Schedule Effective 9/26/2025
3. Council Adoption of Resolution No. 2025-___: Approving Amendment No. 1 to the Employment Agreement of the City Manager.
    a. City Manager Employment Agreement Amendment No. 1
4. Council Adoption of Resolution No. 2025-___: Approving Amendment No. 1 to the Employment Agreement of the Fire Chief.
    a. Fire Chief Employment Agreement Amendment No. 1
5. Council Adoption of Resolution No. 2025-___: Approving Amendment No. 1 to the Employment Agreement of the Police Chief.
    a. Police Chief Employment Agreement Amendment No. 2
6. Schedule of Salary and Benefits for Unrepresented and Executive Management Employees - Redline
7. Presentation

---

**PREPARED BY:** Christina Penland, Human Resources Administrator
**REVIEWED BY:** Lakhwinder Deol, Finance Director
**APPROVED BY:** Bret Prebula, City Manager

---

**ATTACHMENTS:**

1. Resolution - Unrep and EM Plan
1a. EM Plan - clean
2. Resolution - Citywide Salary Schedule Eff 9/26/2025
2a. Citywide Salary Schedule Eff 9/26/2025
3. Resolution - City Manager Employment Agreement Amendment No. 1
3a. City Manager Employment Agreement Amendment No. 1
4. Resolution - Fire Chief Employment Agreement Amendment No. 1
4a. Fire Chief Employment Agreement Amendment No. 1
5. Resolution - Police Chief Employment Agreement Amendment No. 1
5a. Police Chief Employment Agreement Amendment No. 2
6. EM Plan - redline

7. Compensation and Benefits Presentation

.

# RESOLUTION NO. 2025-___

## A RESOLUTION OF THE CITY COUNCIL OF THE CITY OF SUISUN CITY UPDATING THE SCHEDULE OF SALARY AND BENEFITS FOR UNREPRESENTED AND EXECUTIVE MANAGEMENT EMPLOYEES EFFECTIVE SEPTEMBER 16, 2025

**WHEREAS**, the City Council of the City of Suisun City periodically reviews and updates the Salary and Benefits Plan for Unrepresented and Executive Management Employees to ensure salaries and benefits are competitive and consistent with market practices; and

**WHEREAS**, the City began negotiations with all of its represented bargaining groups in March 2025 with the goal of reaching agreements by June 30, 2025 and those negotiations remain ongoing; and

**WHEREAS**, although the City Council typically updates the Executive Management Plan after completing negotiations with represented groups, the City Council desires to move forward with adjustments to the Executive Management Plan at this time; and

**WHEREAS**, the proposed adjustments include:

- Market-based wage adjustments effective September 26, 2025, to bring salaries to 90% of the market median (Tier 1 by 2.6%, Tier 2 by 10.1%, Tier 3 by 2.9%, City Manager by 2.9%);
- A 2.5% cost of living adjustment effective the first pay period of January 2026;
- A 2.5% cost of living adjustment effective the first pay period of July 2026;
- Employer Paid Member Contribution (EPMC) for CalPERS in exchange for employees' cost-sharing an equal amount of the employer's CalPERS contribution, effective upon CalPERS approval;
- An increase of 0.5% in the City's deferred compensation plan match (to 4%);
- Adds the IT Director classification to the Executive Management Plan; and
- Clarifying amendment to remove outdated or ambiguous language; and

**WHEREAS**, Government Code section 54953(c)(3) requires that, before taking final action, the legislative body shall orally report a summary of a recommendation for final action on the salaries, salary schedules, or compensation paid in the form of fringe benefits of a local agency

executive, as defined in subdivision (d) of Section 3511.1, during the open meeting in which the final action is to be taken; and

**WHEREAS**, the total fiscal impact of these adjustments for the current fiscal year is estimated at $180,000, to be incorporated into the budget during the midyear budget process;

**NOW, THEREFORE, BE IT RESOLVED BY THE CITY COUNCIL OF THE CITY OF SUISUN CITY AS FOLLOWS:**

The City Council of the City of Suisun City hereby adopts the updated Schedule of Salary and Benefits for Unrepresented and Executive Management Employees, effective September 16, 2025, attached hereto and incorporated herein by reference.

**PASSED AND ADOPTED** at a Regular Meeting of said City Council of the City of Suisun City duly held on Tuesday, the 16th day of September 2025, by the following vote:

| | | |
|---|---|---|
| **AYES:** | Councilmembers: | _____ |
| **NOES:** | Councilmembers: | _____ |
| **ABSENT:** | Councilmembers: | _____ |
| **ABSTAIN:** | Councilmembers: | _____ |

**WITNESS** my hand and the seal of said City this 16th day of September 2025.

_____
Anita Skinner
City Clerk

Attachment:

1. Schedule of Salary and Benefits for Unrepresented and Executive Management Employees

**CITY OF SUISUN CITY**
**AMENDED AND RESTATED**
**SCHEDULE OF SALARY AND BENEFITS**
**FOR UNREPRESENTED AND**
**EXECUTIVE MANAGEMENT EMPLOYEES**
EFFECTIVE September 16, 2025
Adopted by Resolution No. 2025-__

# Table of Contents


ARTICLE 1 INTRODUCTION ..... 5

Section 01. AFFECTED EMPLOYEES. ..... 5

Section 02. UNREPRESENTED CLASSIFICATIONS AND EMPLOYEES ..... 5

A. FIRE BATTALION CHIEF. ..... 5

B. CHIEF BUILDING OFFICIAL. ..... 5

C. CITY ENGINEER. ..... 5

Section 03. AT-WILL EMPLOYMENT STATUS. ..... 6

Section 04. FUTURE ADDITIONAL CLASSIFICATIONS. ..... 6

Section 05. EMPLOYMENT CONTRACTS FOR CERTAIN POSITIONS. ..... 6

ARTICLE 2 SALARY ..... 6

Section 01. SALARY SCHEDULE SYSTEM. ..... 6

Section 02. BASE WAGES ..... 7

A. SEPTEMBER 2025 BASE WAGE ADJUSTMENT. ..... 7

B. JANUARY 2026 BASE WAGE ADJUSTMENT. ..... 7

C. JULY 2026 BASE WAGE ADJUSTMENT. ..... 7

D. EXECUTIVE MANAGEMENT PAY BANDS. ..... 7

Section 03. LEVEL OF COMPENSATION. ..... 8

Section 04. ADVANCEMENT WITHIN THE SALARY SCHEDULE. ..... 8

Section 05. WORK SCHEDULES. ..... 8

Section 06. ALTERNATIVE WORK SCHEDULES. ..... 8

Section 07. FLSA EXEMPT STATUS. ..... 8

ARTICLE 3 OTHER COMPENSATION ..... 8

Section 01. ACTING CITY MANAGER PAY. ..... 8

Section 02. FIRE DUTY CHIEF STANDBY PAY. ..... 8

Section 03. ADVANCED EDUCATION COMPENSATION. ..... 9

Section 04. AUTOMOBILE ALLOWANCE. ..... 9

Section 05. TECHNOLOGY/CELL PHONE EQUIPMENT. ..... 9

Section 06. NOTARY PAY. ..... 9

Section 07. LONGEVITY PAY. ..... 10

Section 08. POST CERTIFICATE PAY. ..... 10

ARTICLE 4 EDUCATION REIMBURSEMENT ..... 10

ARTICLE 5 RETIREMENT BENEFITS ..... 11

Section 01. THE CALIFORNIA PUBLIC EMPLOYEES' PENSION REFORM ACT OF 2013 (PEPRA). ..... 11
Section 02. CLASSIC MISCELLANEOUS EMPLOYEE RETIREMENT BENEFITS. ..... 11
Section 03. CLASSIC SAFETY FIRE EMPLOYEE RETIREMENT BENEFITS. ..... 11
Section 04. CLASSIC SAFETY POLICE EMPLOYEE RETIREMENT BENEFITS. ..... 12
Section 05. PEPRA NEW MISCELLANEOUS EMPLOYEE RETIREMENT BENEFITS. ..... 12
Section 06. PEPRA NEW SAFETY FIRE EMPLOYEE RETIREMENT BENEFITS. ..... 12
Section 07. PEPRA NEW SAFETY POLICE EMPLOYEE RETIREMENT BENEFITS. ..... 13
Section 08. SICK LEAVE CONVERSION. ..... 13
ARTICLE 6 VACATION LEAVE ..... 13
Section 01. VACATION ACCRUAL. ..... 13
Section 02. MAXIMUM ACCUMULATION. ..... 13
Section 03. HOLIDAY DURING VACATION. ..... 13
Section 04. UTILIZATION OF VACATION LEAVE. ..... 14
Section 05. RESTORING LEAVE CAPS. ..... 14
ARTICLE 7 HOLIDAYS ..... 14
Section 01. HOLIDAY DATES. ..... 14
Section 02. HOLIDAY LEAVE BALANCE ..... 15
Section 03. RESTORING LEAVE CAPS. ..... 15
ARTICLE 8 EXECUTIVE LEAVE ..... 15
Section 01. EXECUTIVE LEAVE ACCRUAL. ..... 15
Section 02. RESTORING LEAVE CAPS. ..... 15
ARTICLE 9 ACCRUED LEAVE CASH OUT ..... 16
Section 01. ANNUAL CASH OUT OF ACCRUED LEAVE. ..... 16
Section 02. PAYMENT OF ACCRUED LEAVE AT SEPARATION. ..... 16
ARTICLE 10 SICK LEAVE AND OTHER LEAVES ..... 16
Section 01. LEAVES OF ABSENCE. ..... 16
Section 02. LEAVE OF ABSENCE DUE TO INJURY INCURRED WHILE ON DUTY. ..... 16
ARTICLE 11 MEDICAL & DENTAL INSURANCE ..... 17
Section 01. CORE FLEX PLAN. ..... 17
Section 02. FLEXIBLE BENEFIT OPTIONS. ..... 17
Section 03. RESTRICTIONS. ..... 17
ARTICLE 12 WORKERS' COMPENSATION COVERAGE ..... 18
ARTICLE 13 STATE DISABILITY INSURANCE COVERAGE ..... 18

Section 01. STATE DISABILITY INSURANCE. ..... 18
Section 02. PAYMENT OF SDI PREMIUMS. ..... 18
ARTICLE 14 LIFE INSURANCE AND DEFERRED COMPENSATION ..... 18
Section 01. LIFE INSURANCE. ..... 18
Section 02. DEFERRED COMPENSATION PLAN. ..... 18
ARTICLE 15 UNIFORMS AND UNIFORM ALLOWANCES ..... 18
ARTICLE 16 SEVERANCE ..... 18
ARTICLE 17 ELECTIONS ..... 19

## ARTICLE 1 INTRODUCTION

### Section 01. AFFECTED EMPLOYEES.

This Schedule of Salary and Benefits for Unrepresented and Executive Management Employees (the "Plan") shall be in force and effect for the following classifications of employees with the City of Suisun City ("City"), hereinafter referred to as the "Affected Employee(s)," and is also subject to any express employment contracts entered into and signed by the City and the Affected Employees consistent with Article 1, Section 5 of this Plan:

City Manager
Deputy City Manager
Development Services Director
Finance Director
Fire Chief
Human Resources Administrator
Information Technology Director
Police Chief
Public Works Director / City Engineer
Recreation, Parks, & Marina Director

### Section 02. UNREPRESENTED CLASSIFICATIONS AND EMPLOYEES

**A. FIRE BATTALION CHIEF.**

The Fire Battalion Chief classification is unrepresented and shall receive the same benefits afforded to the Fire Captains and Fire Engineers, represented by the Suisun City Professional Firefighters' Association, (SCFPA, IAFF 1186), provided under the SCPFA Memorandum of Understanding (MOU), as amended from time to time, even if expired, including uniform allowance at $1300 annually, which will be paid on the regular paychecks on a pro-rata basis, equally divided across each of the twenty-six (26) pay periods/paychecks. The Fire Battalion Chief classification is explicitly excluded from any and all provisions of the Executive Management Plan that apply expressly to Affected Employees in the classifications identified in Section 1. Fire Battalion Chiefs are not at-will employees and are FLSA non-exempt.

**B. CHIEF BUILDING OFFICIAL.**

The Building Official classification is unrepresented and shall receive the same benefits afforded to Senior Management and Management and Professional employees, represented by the Suisun City Management and Professional Employees' Association (SCMPEA) as provided under the SCMPEA MOU, as amended from time to time, even if expired. The Building Official classification is explicitly excluded from any and all provisions of the Executive Management Plan that apply expressly to Affected Employees in the classifications identified in Section 1. .

**C. CITY ENGINEER.**

The City Engineer classification is unrepresented and shall receive the same benefits afforded to Senior Management and Management and Professional employees, represented by the Suisun City

Management and Professional Employees' Association (SCMPEA) as provided under the SCMPEA MOU, as amended from time to time, even if expired. The City Engineer classification is explicitly excluded from any and all provisions of the Executive Management Plan that apply expressly to Affected Employees in the classifications identified in Section 1. Wages for the City Engineer classification will be adjusted by 8.4% effective September 26, 2025.

**Section 03. AT-WILL EMPLOYMENT STATUS.**

All Affected Employees, are deemed to be "at-will" employees serving solely at the pleasure of the City Manager and are subject to dismissal without notice and without cause whatsoever; and without any right of due process hearing, including any so-called "Skelly" pre-disciplinary notice and response or post-termination appeal hearing. Cause shall be defined as malfeasance, misfeasance, misconduct, unethical conduct, illegal conduct, insubordination or any other conduct that the City Council, in its sole discretion, deems to reflect poorly on the City, its employees, or its services. In the event of such voluntary or involuntary termination, the sole and entire right of any Affected Employee shall be to receive compensation, if any, which vested prior to the date of the termination. This provision does not waive any public safety statutory rights afforded to the Police Chief and/or Fire Chief.

**Section 04. FUTURE ADDITIONAL CLASSIFICATIONS.**

This Plan shall include future additional classifications determined under applicable City Resolution to be "at-will" under the category of Executive Management.

**Section 05. EMPLOYMENT CONTRACTS FOR CERTAIN POSITIONS.**

The provisions of this Executive Management Plan shall apply to all affected employees listed in Section 1 of this Resolution. Notwithstanding the foregoing, the City Manager, Police Chief, and Fire Chief may also enter into individual employment agreements with the City that may augment, modify, or supplement the compensation and benefits provided to Executive Management employees under this Plan. In the event of any conflict between the terms of an individual employment agreement and the provisions of this Plan, the terms of the individual employment agreement shall govern for that employee, depending on the effective date of the provisions in question.

## ARTICLE 2 SALARY

**Section 01. SALARY SCHEDULE SYSTEM.**

The City maintains a separate City-wide Salary Resolution, for all City employees, including Affected Employees who are now employed, or will in the future be employed, in any of the designated positions of employment set forth in Article I, Section 01 above. The compensation of all Affected Employees shall be determined on a merit basis and Affected Employees will be paid in accordance with the range of pay identified by position in the separate salary schedule resolution or by written contract signed by the City and the Affected Employee.

**Section 02.** **BASE WAGES**

**A. SEPTEMBER 2025 BASE WAGE ADJUSTMENT.**

Effective September 26, 2025, base hourly wages will be adjusted for implementation on the first pay date in October 2025. Benchmark classifications and the affected classifications internally aligned to those benchmark classifications shall be increased to 90% of the market median as follows:

| Salary Band | % Adjustment |
|---|---|
| Tier 1 | 2.6% |
| Tier 2 | 10.1% |
| Tier 3 | 2.9% |
| Tier 4 | 0 |
| City Manager | 2.9% |
| Human Resources Administrator | 12.9% |

The base wage adjustment to the Human Resources Administrator to reach 90% of market median aligns the salary for this classification with the Tier 1 Executive Management Pay Band.

**B. JANUARY 2026 BASE WAGE ADJUSTMENT.**

Effective the first full pay period in January of 2026, the base wage rates set forth in the Citywide Salary Schedule shall be increased by a two- and one-half percent (2.5%) COLA.

**C. JULY 2026 BASE WAGE ADJUSTMENT.**

Effective the first full pay period in July of 2026, the base wage rates set forth in the Citywide Salary Schedule shall be increased by a two- and one-half percent (2.5%) COLA.

**D. EXECUTIVE MANAGEMENT PAY BANDS.**

Pay bands have historically been established for Executive Management positions to ensure internal equity, external competitiveness, and fiscal responsibility. Pay bands are a structured approach to executive compensation that provides consistency and transparency in how salaries are set across executive classifications; allow flexibility to recognize differences in scope of responsibility, complexity, and organizational impact; and support recruitment and retention of highly qualified executive-level employees. Executive Management positions are grouped into tiers based on their relative responsibilities, organizational impact, and reporting relationships. The tiers are as follows:

| | |
|---|---|
| Tier 1 | Development Services Director, Finance Director, Human Resources Administrator, IT Director, Recreation, Parks and Marina Director |
| Tier 2 | Fire Chief, Public Works Director/City Engineer |
| Tier 3 | Police Chief |
| Tier 4 | Deputy City Manager |
| City Manager | Salary established by employment contract and City Council resolution |

**Section 03.** **LEVEL OF COMPENSATION.**
The compensation of all Affected Employees shall be determined on a merit basis, and said employees shall initially be placed, at time of appointment by the City Manager, at a pay step within the applicable pay ranges as established in the City's salary resolution.

**Section 04.** **ADVANCEMENT WITHIN THE SALARY SCHEDULE.**
Affected Employees shall be considered for advancement within the steps of the City's Salary Schedule resolution at the discretion of the City Manager. The City Manager shall evaluate all Employees on an annual basis as determined by the initial hire date. If it is determined that an Employee is eligible for an advancement, the effective date of the advancement shall be the first payroll period following the City Manager's approval unless otherwise specified by the City Manager. Advancements within the salary range may be granted, based on merit, if an Employee demonstrates exceptional ability and proficiency in the performance of the employee's duties as determined by the City Manager.

**Section 05.** **WORK SCHEDULES.**
The traditional work schedule is a 40.0-hour workweek consisting of five (5) consecutive eight (8) hour days in a seven (7)-day period (hereinafter "5/40"), beginning at 12:00 am on Friday through 11:59 pm on the following Thursday. All other work schedules shall be considered Alternative Work Schedules.

**Section 06.** **ALTERNATIVE WORK SCHEDULES.**
Nine (9) workdays totaling eighty (80) hours during a fourteen (14)-day period beginning at 12:00 am on Friday through 11:59 pm on the following Thursday (hereinafter "9/80"), or any other configuration approved by the City Manager.

**Section 07.** **FLSA EXEMPT STATUS.**
The City designates the Affected Employees as exempt from overtime for purposes of the Fair Labor Standards Act ("FLSA"). The City shall comply with all applicable state and federal standards, regulations and laws relative to its designations of these employees as exempt for FLSA purposes.

**ARTICLE 3** **OTHER COMPENSATION**

**Section 01.** **ACTING CITY MANAGER PAY.**
If assigned as Acting City Manager for a duration that exceeds seven (7) business days, the Affected Employee shall receive Acting Pay of ten percent (10%) of base pay, effective the first day of the assignment. This compensation may be non-pensionable as determined by CalPERS.

**Section 02.** **FIRE DUTY CHIEF STANDBY PAY.**
Due to the City's inability to afford full-time staff to serve as a Fire Duty Chief for each shift, the Fire Chief may be assigned to serve as Fire Duty Chief on a standby basis in addition to regular hours worked, typically overnight and on regularly scheduled days off. The Fire Chief when assigned to

serve as Duty Chief shall receive additional non-pensionable Fire Duty Chief Standby Pay per assigned shift as follows: $200 per weekday evening shift (5:01 p.m. to 8:29 a.m.), $200 per weekend day shift (8:30 a.m. to 8:29 p.m.), and $200 per weekend evening shift (8:30 p.m. to 8:29 a.m.); this additional pay will be limited to no more than fifteen (15) shifts per month. If operationally necessary, the City Manager may authorize additional shifts that must be requested and approved in writing. It is expected that such assignment would be made on monthly basis taking the form of a rotation between participants to reduce the burden on any single individual and to distribute evenly the assignment to the maximum extent possible. Employees must be scheduled for Fire Duty Chief Standby in such a manner as to ensure at least one-consecutive day off (e.g., no regular or standby work assignment) each week of a month to the maximum extent possible. The Fire Chief shall have the sole ability to schedule one Fire Duty Chief per shift based on staffing, budget, and operational discretion as they see fit, but shall not assign themself any greater participation than assigned to any single Fire Division Chief to the maximum extent possible and/or mutually agreed upon allotment between the Chief Officers.

**Section 03. ADVANCED EDUCATION COMPENSATION.**

Affected Employees that have an advanced degree (master's degree, doctorate, etc.) or professional license or certification that complements their job duties and descriptions or provides benefit to the City, and exceeds the job description or classification specification requirement, will be given a base salary compensation adjustment of three (3%) percent. This incentive is limited to a maximum of three (3%) percent regardless of the number of degrees or professional licenses or certifications exceeding the job requirement. An advanced degree required for the position is not eligible for the incentive. This compensation must be approved by the City Manager.

**Section 04. AUTOMOBILE ALLOWANCE.**

Affected Employees shall receive four hundred dollars ($400.00) per month in automobile allowance or a take home City vehicle, as determined by the City Manager. All uses of City vehicles shall be per the City vehicle use policy.

**Section 05. TECHNOLOGY/CELL PHONE EQUIPMENT.**

Subject to the written approval of the City Manager, the City shall provide Affected Employees with a City purchased and maintained cell phone, tablet, lap-top, personal computer, printer, remote access from home computer and all other related technology needed to successfully undertake their position, provided such equipment is available for use and/or has been budgeted for.

**Section 06. NOTARY PAY.**

Any employee that possesses an official Notary Commission and is required to perform these duties in addition to their normal job duties shall be afforded a monthly $50 allowance, approved by the City Manager. The City will provide the cost of training, certification, recertification, bond, insurance and recording with the County Recorder of the Notary Commission for any employees required to obtain and maintain an official Notary Commission.

**Section 07.** **LONGEVITY PAY.**
Upon the completion of five (5) years of continuous full-time City service, Affected Employees shall receive an amount equal to three percent (3%) of current base salary. Affected Employees who complete ten (10) years of continuous full-time City service shall receive an additional three percent (3%) of current base salary (for a total of six percent (6%)).

In addition to eligibility for the longevity pay described in the paragraph above, Affected Employees who have completed fifteen (15) years of service as a sworn law enforcement officer, shall receive an additional three percent (3%) of current base salary (eligible for up to nine percent (9%) total longevity pay).

**Section 08.** **POST CERTIFICATE PAY.**
Consistent with the POST Certificate Pay provided to all City sworn law enforcement employees, any Affected Employee who holds a POST Certification above the minimum required for their position, shall receive additional compensation equal to five percent (5%) of their current base salary.

**ARTICLE 4** **EDUCATION REIMBURSEMENT**

**Section 01.** **LIMITATIONS ON EDUCATION REIMBURSEMENT**.
Upon approval of the City Manager, the City shall reimburse Affected Employees' costs for further education such as tuition, registration fees, and books, subject to the limits set forth in this Article. Other fees such as mileage, activity cards and other optional fees and lab fees shall not be reimbursed. The following rules shall apply for education reimbursement:

A. Courses, degrees and certifications must relate to the Employee's position or be directly related to the employee's potential professional development with the City.
B. Pre-approval by the City Manager is required in advance of registering any the course of instruction.
C. Course work taken only at institutions accredited by nationally recognized accrediting agencies that the federal Secretary of Education has determined to be reliable authorities as to the quality of such education or training offered shall be considered for reimbursement. Correspondence courses shall not be eligible. Reimbursement for course work taken at a non-accredited institution shall be subject to the sole discretion of the City Manager.
D. Employees shall only receive education reimbursement if they satisfactorily complete the approved course with a "pass" or grade of "C" or better.
E. In the event an Employee receives assistance under federal or state government legislation or other student aid program for education charges for an approved course, only the difference, if any, between such assistance and the education charges an employee actually incurs, shall be eligible for reimbursement under this program.
F. Upon completion of each course, an Employee shall be responsible for reporting grades received to the Personnel Department for recording purposes and for supplying a copy of the grade receipt for the employee's personnel file.

**Section 02.** Reimbursement for books and registration fees shall be paid upon proof of payment by the Employee. Tuition costs shall be reimbursed following completion of the course and submittal of proof for the successful completion of the course as required by this Article. If the City requires the employee to withdraw from the course, the City shall reimburse the employee for the full cost of tuition. All payments shall be made as part of the regular City warrant.

**Section 03.** Failure on the part of an Employee to provide any information required to determine eligibility for reimbursement, or providing false information for reimbursement requests, shall result in the employee being ineligible for any future tuition reimbursements, and may result in disciplinary action up to and including termination of employment.

**Section 04.** In no case shall the total amount of education reimbursement for individual courses provided to an Employee in a given fiscal year exceed one thousand eight hundred dollars ($1,800.00). If an Employee leaves City service within two (2) years of receiving education reimbursement, the Employee must reimburse the City an amount equal to half of the total education reimbursement paid by the City, which may be withheld from the Employee's final paycheck per agreement by the Employee.

## ARTICLE 5 RETIREMENT BENEFITS

**Section 01. THE CALIFORNIA PUBLIC EMPLOYEES' PENSION REFORM ACT OF 2013 (PEPRA).**
PEPRA took effect January 1, 2013. PEPRA outlines the definition of Classic and New Members and specifies requirements specific to these classes of members. Eligibility as a Classic or New Member is also governed by the Public Employees' Retirement Law (PERL), and eligibility determinations are made solely by California Public Employees' Retirement System (CalPERS).

**Section 02. CLASSIC MISCELLANEOUS EMPLOYEE RETIREMENT BENEFITS.**
Except as otherwise provided in this Article, the City provides the two (2%) percent at fifty-five (55) CalPERS Retirement Plan, with One (1)-Year Final Compensation, including the 1959 Survivor's Benefit Level three (3), for Classic Miscellaneous Employees. The City shall pay the Employer's contribution. The employee shall pay the Employee's contribution as established by CalPERS. Effective October 1, 2021, all Affected Miscellaneous Employees received an increase to their base hourly rate of seven-point-five (7.5%) percent in exchange for Classic Miscellaneous employees paying the full employee contribution along with employees governed by PEPRA. As soon as practicable after CalPERS approval, the City shall pay 100% of the Classic Miscellaneous Employee contribution in exchange for Classic Miscellaneous employees paying 7% Cost-Share of the employer's contribution. The Employer Paid Member Contributions (EPMC) will be reported as "Special Compensation". If permitted under Internal Revenue Code Section 414(h)(2), employee contributions required by and paid by the Employee shall be deducted from each Employee's gross pay on a pre-tax basis.

**Section 03. CLASSIC SAFETY FIRE EMPLOYEE RETIREMENT BENEFITS.**
Except as otherwise provided in this Article, the City provides the two (2%) percent at fifty-five (55) CalPERS Retirement Plan, with One (1)-Year Final Compensation, including the 1959 Survivor's Benefit Level three (3), for Classic Safety Fire Employees. The City shall pay the Employer's contribution. The

employee shall pay the Employee's contribution as established by CalPERS. Effective October 1, 2021, all Affected Fire Safety Employees received an increase to their base hourly rate of seven-point-five (7.5%) percent in exchange for the Classic Safety Fire employees paying the full employee contribution along with employees governed by PEPRA. As soon as practicable after CalPERS approval, the City shall pay 100% of the Classic Fire Safety Employee contribution in exchange for Classic Fire Safety employees paying 7% Cost-Share of the employer's contribution. The Employer Paid Member Contributions (EPMC) will be reported as "Special Compensation". If permitted under Internal Revenue Code Section 414(h)(2), employee contributions required by and paid by the Employee shall be deducted from each Employee's gross pay on a pre-tax basis.

**Section 04. CLASSIC SAFETY POLICE EMPLOYEE RETIREMENT BENEFITS.**
Except as otherwise provided in this Article, the City provides the CalPERS three (3%) percent at fifty (50) Retirement Plan, with One (1)-Year Final Compensation and Credit for Unused Sick Leave Government Code Sections 20042 and 20965 respectively, for Classic Safety Police Employees. The Credit for Unused Sick Leave will be reduced by the number of hours converted to cash pursuant to Section 5 of Article IX. The following provisions apply to Affected Employees receiving Safety Police benefits:

A. The City shall continue to provide Level four (4), Survivor Benefits through CalPERS.
B. The City shall pay the Employer's contribution. The employee shall pay the Employee's contribution as established by CalPERS.
C. Consistent with Internal Revenue Code Section 414(h)(2), that portion of the Affected Employee's contribution paid by the Employee shall be deducted from each Employee's gross pay on a pre-tax basis.
D. Effective October 1, 2021, all Affected Safety Police Employees received an increase to their base hourly rate of five-point-five (5.5%) percent in exchange for the Classic Safety Police Employees paying the full employee contribution along with employees governed by PEPRA.
E. As soon as practicable after CalPERS approval, the City shall pay 100% of the Classic Police Safety Employee contribution in exchange for Classic Police Safety employees paying 9% Cost-Share of the employer's contribution. The Employer Paid Member Contributions (EPMC) will be reported as "Special Compensation". If permitted under Internal Revenue Code Section 414(h)(2), employee contributions required by and paid by the Employee shall be deducted from each Employee's gross pay on a pre-tax basis.

**Section 05. PEPRA NEW MISCELLANEOUS EMPLOYEE RETIREMENT BENEFITS.**
The City provides the two (2%) percent at sixty-two (62) CalPERS Plan for New Member Miscellaneous Employees. The City shall pay the Employer's contribution as established by CalPERS. The Employee shall pay the Employee's contribution as established by CalPERS. Pursuant to PEPRA, no Employer Paid Member Contribution (EPMC) is available for New Members. Should any provision in this Article be determined to be in conflict with PEPRA, the provisions of PEPRA shall take precedence.

**Section 06. PEPRA NEW SAFETY FIRE EMPLOYEE RETIREMENT BENEFITS.**
The City provides the two (2%) percent at fifty-seven (57) CalPERS PEPRA Plan for New Member Safety Fire Employees. The City shall pay the Employer's contribution as established by CalPERS. The

Employee shall pay the Employee's contribution as established by CalPERS. Pursuant to PEPRA, no EPMC is available for New Members. Should any provision in this Article be determined to be in conflict with PEPRA, the provisions of PEPRA shall take precedence.

**Section 07. PEPRA NEW SAFETY POLICE EMPLOYEE RETIREMENT BENEFITS.**
The City provides the two-point-seven (2.7%) percent at fifty-seven (57) CalPERS Plan for PEPRA New Member Safety Police Employees. The City shall pay the Employer's contribution as established by CalPERS. The Employee shall pay the Employee's contribution as established by CalPERS. Pursuant to PEPRA, no EPMC is available for New Members. Should any provision in this Article be determined to be in conflict with PEPRA, the provisions of PEPRA shall take precedence.

**Section 08. SICK LEAVE CONVERSION.**
The City provides Credit for Unused Sick Leave pursuant to Government Code Section 20965.

## ARTICLE 6 VACATION LEAVE

**Section 01. VACATION ACCRUAL.**
Affected Employee accumulation of Vacation Leave shall commence effective with the date of hire, according to the following schedule, prorated on a pay period basis (annual total divided by 26 bi-weekly pay periods to two decimal places of accuracy):

A. For the first five (5) years of service. Employees shall earn and be credited with Vacation Leave at the rate of one hundred and twenty (120) hours per year.
B. Commencing with the Sixth (6th) Year. Employees shall earn and be credited with Vacation Leave at the rate of one hundred and sixty (160) hours per year.
C. Commencing with the Eleventh (11th) Year. Employees shall earn and be credited with Vacation Leave at the rate of two hundred (200) hours per year.

**Section 02. MAXIMUM ACCUMULATION.**
Affected Employees may accumulate up to a maximum of three hundred twenty (320) hours of Vacation Leave.

Under exceptional circumstances, such as heavy workloads or staffing shortages, the City Manager may authorize the accumulation of additional Vacation Leave. If an Employee is at the limit, they must request to take Vacation Leave off. If a written request to do so is disapproved, the limit may be increased by the City Manager. Failure to request time off will result in ceasing the accrual of Vacation Leave upon reaching maximum accumulation and continuing until the balance is reduced by forty (40) hours.

**Section 03. HOLIDAY DURING VACATION.**
An Employee is not charged Vacation Leave for a Holiday occurring during their Vacation Leave.

**Section 04.** **UTILIZATION OF VACATION LEAVE.**
Utilization of Vacation Leave shall be scheduled through the City Manager, who shall, in their sole discretion, determine when and whether to permit such leave. In making a determination when and whether to permit utilization of Vacation Leave, the City Manager may consider such factors as the preferences of the Employee, the availability of staff to assume the duties of the employee, the impact of the leave on overall City service or pending projects, and the overall staffing and other needs of the City.

**Section 05.** **RESTORING LEAVE CAPS.**
Leave caps shall be restored for all Affected Employees effective July 1, 2024. In order to effectuate this intent, the City will buy down any excess accrued leave to the original authorized accrued leave cap effective the last full payroll period in June 2023. Employees will then have one (1) year, until July 1, 2024, to maintain and/or reduce their leave accruals below the contractual leave caps at which time employees will no longer be allowed to exceed the leave caps. Those who are still over the cap on or after July 1, 2024, shall not accrue any more leave time until they bring their accrual balance below the leave caps and shall not be allowed to accrue over the cap from thereon. The City understands that after buying down the excess accrued leave to the leave caps, that it is likely in the first few payroll periods following that event that employees will exceed he caps again, so the City is providing the one (1) year period to give employees time to sufficiently reduce their leave accruals to avoid future loss of accruals when the hard cap is imposed.

**ARTICLE 7** **HOLIDAYS**

**Section 01.** **HOLIDAY DATES.**
All Affected Employees shall have the same legal holidays and the same schedule of holidays as are afforded mid-management employees, either by City's past practice or as presently listed in the current memorandum of understanding governing those employees.

The following are recognized as Holidays:
The first day of January, New Year's Day.
The third Monday in January, Martin Luther King's Birthday.
The third Monday in February, President's Day.
The last Monday in May, Memorial Day.
The nineteenth day of June, Juneteenth.
The fourth day of July, Independence Day.
The first Monday in September, Labor Day.
The second Monday in October, Indigenous People’s Day (Columbus Day).
The eleventh day of November, Veteran's Day.
The fourth Thursday in November, Thanksgiving Day.
The fourth Friday in November, the day after Thanksgiving Day.
The twenty-fifth day of December, Christmas Day.
One floating Holiday shall be posted on the first pay period in July and one floating Holiday on the first pay period in January to the Holiday Leave balance.
Any date proclaimed by the Mayor of Suisun City as a Holiday.

Holidays proclaimed by the President of the United States or the Governor of the State of California shall be subject to review and are not automatically provided to Affected Employees.

**Section 02.** **HOLIDAY LEAVE BALANCE**.

Holiday Leave shall be accumulated separately from Vacation Leave. Holiday Leave may be used for paid leave purposes (essentially in the same manner as Vacation Leave). In order to encourage Affected Employees to take advantage of their Holiday Leave, a maximum of one hundred (100) hours is allowed to accrue in Holiday Leave balance. If an Employee is at the accrual limit, they must request to take Holiday Leave off. If a written request to do so is disapproved, then the accrual limit shall be increased by the City Manager. Failure to request time off would result in ceasing the accrual of Holiday Leave upon reaching maximum accumulation and continuing until the balance is reduced by 20 hours.

**Section 03.** **RESTORING LEAVE CAPS.**

Leave caps shall be restored for all Affected Employees effective July 1, 2024. In order to effectuate this intent, the City will buy down any excess accrued leave to the original authorized accrued leave cap effective the last full payroll period in June 2023. Employees will then have one (1) year, until July 1, 2024, to maintain and/or reduce their leave accruals below the contractual leave caps at which time employees will no longer be allowed to exceed the leave caps. Those who are still over the cap on or after July 1, 2024, shall not accrue any more leave time until they bring their accrual balance below the leave caps and shall not be allowed to accrue over the cap from thereon. The City understands that after buying down the excess accrued leave to the leave caps, that it is likely in the first few payroll periods following that event that employees will exceed he caps again, so the City is providing the one (1) year period to give employees time to sufficiently reduce their leave accruals to avoid future loss of accruals when the hard cap is imposed.

**ARTICLE 8** **EXECUTIVE LEAVE**

**Section 01.** **EXECUTIVE LEAVE ACCRUAL.**

Affected Employees shall be granted one hundred twenty (120) hours of Executive Leave with pay each fiscal year (July 1 to June 30). Sixty (60) hours of Executive Leave will be allocated on a semi-annual basis on the following dates: January 1st and July 1st. Employees hired during the fiscal year period shall have Executive Leave credited as a pro-rated amount pursuant to AD 7, Section 8.5. Affected Employees may accumulate up to a maximum of one hundred sixty (160) hours of Executive Leave, wherein upon reaching maximum accumulation such accrual shall cease until the balance falls below the establish maximum accumulation.

**Section 02.** **RESTORING LEAVE CAPS.**

Leave caps shall be restored for all Affected Employees effective July 1, 2024. In order to effectuate this intent, the City will buy down any excess accrued leave to the original authorized accrued leave cap effective the last full payroll period in June 2023. Employees will then have one (1) year, until July 1, 2024, to maintain and/or reduce their leave accruals below the contractual leave caps at which time employees will no longer be allowed to exceed the leave caps. Those who are still over the cap

on or after July 1, 2024, shall not accrue any more leave time until they bring their accrual balance below the leave caps and shall not be allowed to accrue over the cap from thereon. The City understands that after buying down the excess accrued leave to the leave caps, that it is likely in the first few payroll periods following that event that employees will exceed he caps again, so the City is providing the one (1) year period to give employees time to sufficiently reduce their leave accruals to avoid future loss of accruals when the hard cap is imposed.

## ARTICLE 9 ACCRUED LEAVE CASH OUT

### Section 01. ANNUAL CASH OUT OF ACCRUED LEAVE.

Affected Employees are allowed to cash-out a maximum of one hundred and forty (140) hours of accrued leave in December of each year as long as there remains a minimum of forty (40) hours in employee's combined accrued leave balances after cash-out. Annual Accrued Leave cash out is limited to the amount of time accrued in the calendar year of the cash out. The Finance Department will send out a request form, in November of the preceding year, that includes written verification of each employee's current Accrued Leave balances. To be entitled to cash-out Accrued Leave, Employees must make an irrevocable request for the upcoming calendar year to cash-out Accrued Leave by filling out and signing the form provided by the Finance Department. The form must be submitted to the Finance Department by the date provided on the form and in no event later than December 31st of each year for cash-out in December of the following year. With the exception of the December cash-out, Employees may not cash out Accrued Leave except upon leaving City Service. For the calendar year 2025 only, elections will be made for cash out in 1) January 2026 and 2) December 2026.

### Section 02. PAYMENT OF ACCRUED LEAVE AT SEPARATION.

Affected Employees who voluntarily or involuntarily separate from employment with the City shall be paid in a lump sum for all accrued Vacation, Holiday and Executive Leave earned up to the effective date of the separation. Payment shall be at the same hourly rate of pay as was authorized for the Employee at the effective date of termination.

## ARTICLE 10 SICK LEAVE AND OTHER LEAVES

### Section 01. LEAVES OF ABSENCE.

Rules regarding Sick Leave and other leaves of absence, including but not limited to, Family or Medical Leave, Pregnancy Disability Leave, Bereavement Leave, Catastrophic Leave Sharing Program, Jury Duty Leave and Military Leave, are set forth in Chapter 10 the Personnel Rules.

### Section 02. LEAVE OF ABSENCE DUE TO INJURY INCURRED WHILE ON DUTY.

A. The City shall comply with applicable federal and state laws governing work-related injuries, leaves and compensation.
B. Employees shall bring health and/or safety problems in the workplace to the attention of their supervisor as soon as possible.
C. The City shall coordinate accrued Sick Leave with Workers' Compensation benefits.

D. Employees who have exhausted their Sick Leave balances may use accrued Vacation Leave, Executive Leave, and/or Holiday Leave consistent with the provisions of Personnel Rules Subsection 10.3.1. Upon expiration of all paid leave time, an Employee shall be entitled to receive compensation only from the City's Workers' Compensation third-party administrator.

## ARTICLE 11 MEDICAL & DENTAL INSURANCE

### Section 01. CORE FLEX PLAN.

The City will contribute a Core Flex Plan amount equivalent to the Kaiser Permanente Region 1 Premium for Employee, Employee plus one, and Employee plus Family toward the monthly premium cost.

Should the health plan premium cost, selected by the employee, be less than the Kaiser Permanente Region 1 premium, the City shall pay no more that the full cost of the Kaiser Permanente rate, with the difference between the cost of the selected health plan premium, and the maximum provided by the city eligible to be applied toward the cost of vision and dental premiums.

### Section 02. FLEXIBLE BENEFIT OPTIONS.

The City shall provide $500.00 per month (employee only) and $700.00 per month (employee plus one or more dependents) as a Flexible Benefit Credit that may be used in lieu of the Core Flex Plan enrollment per Section 1 of this Article. The Flexible Benefit Credit may be divided among Dental and Vision Premiums, Flexible Spending Accounts, and Taxable Cash Option. Affected Employees choosing the Flexible Benefit Options must establish eligibility by providing verification of enrollment in a group health plan and must reestablish eligibility annually for continued enrollment in the Flexible Benefit Options during each Open Enrollment Period established by the City.

### Section 03. RESTRICTIONS.

Affected Employees may either enroll in the Core Flex Plan or be entitled to the Flexible Benefit Options as described in Section 2 of this Article, but may not participate in both, with the exception of the Voluntary Pre-Tax Payroll Deduction Flexible Spending Account or enrollment in a Dental and/or Vision Plan.

### Section 04. MEDICAL INSURANCE BENEFITS AFTER DEATH IN THE LINE OF DUTY.

Should the Police Chief or Fire Chief lose their life in the line of duty, the City shall continue to pay medical insurance payments as outlined above for the Employee's immediate dependent family. Said payments will continue for a period of up to two (2) years, provided the City's medical insurance plan allows for such continued participation. The surviving dependent family member(s) may remain on the City's medical plan at the City's cost after the two (2) years has elapsed, provided that the medical plan allows for such continued participation.

### Section 05. SICK LEAVE CONVERSION TO FUND MEDICAL PREMIUMS.

Upon normal retirement from the City, Affected Employees may convert twenty-five (25) percent of their Sick Leave balance to a cash equivalent and use it to fund medical premiums. This conversion will be deducted from the amount reported for CalPERS credit in Article IV.

**ARTICLE 12 WORKERS' COMPENSATION COVERAGE**

**Section 01.** The City shall provide Workers' Compensation Insurance coverage (hereinafter "Workers' Comp") for all Affected Employees through its self-insured program.

**ARTICLE 13 STATE DISABILITY INSURANCE COVERAGE**

**Section 01. STATE DISABILITY INSURANCE.**
The City shall participate in the State Disability Insurance Program (hereinafter "SDI").

**Section 02. PAYMENT OF SDI PREMIUMS.**
SDI premiums shall be paid in full by the City on behalf of all participating Affected Employees.

**ARTICLE 14 LIFE INSURANCE AND DEFERRED COMPENSATION**

**Section 01. LIFE INSURANCE.**
The City shall provide a $200,000 term and accidental death and dismemberment insurance policy for each Employee. The face value of the policy will begin reducing at age 65, per the policy's schedule of benefits.

**Section 02. DEFERRED COMPENSATION PLAN.**
The City shall provide a Deferred Compensation Plan as an optional benefit to Employees. The City will match the Employee contribution up to four percent (4%) per pay period. The City's match will be contributed to participating Employees on a per pay-period basis.

**ARTICLE 15 UNIFORMS AND UNIFORM ALLOWANCES**
The City shall annually pay Affected Employees required to wear uniforms in the performance of their duties a Uniform Allowance as follows:

| | |
|---|---|
| Police Chief: | $1,300 annually |
| Fire Chief: | $1,300 annually |

Uniform allowance will be paid on the regular paychecks on a pro-rata basis, equally divided across each of the twenty-six (26) pay periods/paychecks.

**ARTICLE 16 SEVERANCE**
The City shall provide a Non-Public Safety Affected Employee who is at-will and who is terminated for any reason, other than For Cause, an amount equivalent to three (3) months of pay at the employee's then-current rate of pay plus an amount equivalent to three (3) months of COBRA insurance coverage (combined "Severance"), in consideration for and contingent upon the employee's execution of a general release agreement approved in form by the City Attorney. The City shall give a Public Safety Affected Employee who is at-will and who is terminated for any reason, other than For Cause, an amount equivalent to four (4) months of pay at the employee's then-current rate of pay plus an

amount equivalent to four (4) months of COBRA insurance coverage (combined "Severance"), in consideration for and contingent upon the employee's execution of a general release agreement approved in form by the City Attorney and which includes a waiver of any Public Safety statutory rights. "For Cause" includes, but is not limited to malfeasance, misfeasance, misconduct, unethical conduct, illegal conduct, insubordination or any other conduct that is deemed to reflect poorly on the City, its employees, or its services.

**ARTICLE 17 ELECTIONS**

In no event will the terms of this Unrepresented Employee Benefit Schedule or its adoptive resolution be changed or terminated within ninety (90) days before or after any municipal election for the selection or recall of one or more of the members of the City Council.

END

# RESOLUTION NO. 2025-___

## A RESOLUTION OF THE CITY COUNCIL OF THE CITY OF SUISUN CITY UPDATING THE CITYWIDE SALARY SCHEDULE TO ESTABLISH THE CLASSIFICATION OF IT DIRECTOR AND TO IMPLEMENT THE MARKET ADJUSTMENTS APPROVED IN THE EXECUTIVE MANAGEMENT PLAN EFFECTIVE SEPTEMBER 26, 2025

**WHEREAS**, the City of Suisun city maintains a Citywide Salary Schedule, which sets forth the approved salary ranges for all City classifications; and

**WHEREAS**, all employers must comply with the compensation earnable and publicly available pay schedule provisions contained within California Government Code (CG) section 20636(d) and California Code of Regulations (CCR) section 570.5; and

**WHEREAS**, it is necessary for the City Council to review, approve, and adopt a publicly available pay schedule in accordance with the requirements of applicable public meeting laws; and

**WHEREAS**, attached to this resolution and incorporated by reference is the City's comprehensive salary schedule, which will be made publicly available on the City's external website and provided upon request; and

**WHEREAS**, in compliance with CalPERS regulations, the City Council must approve and adopt all changes to the Citywide Salary Schedule; and

**WHEREAS**, the City Council desires to establish the classification of IT Director and align its compensation and benefits with the Executive Management Plan; and

**WHEREAS**, the Schedule of Salary and Benefits for Unrepresented and Executive Management Employees provides market-based wage adjustments for Executive Management classifications, effective September 26, 2025, to bring salaries to 90% of the market median (Tier 1 by 2.6%, Tier 2 by 10.1%, Tier 3 by 2.9% and City Manager by 2.9%); and;

**WHEREAS**, adoption of the update salary schedule is required to align with the Executive Management Salary and Benefits Plan and for CalPERS compliance and public transparency;

**NOW, THEREFORE, BE IT RESOLVED BY THE CITY COUNCIL OF THE CITY OF SUISUN CITY AS FOLLOWS:**

The City Council of the City of Suisun City hereby approves and adopts the updated Citywide Salary Schedule effective September 26, 2025, attached hereto and incorporated herein by reference.

**PASSED AND ADOPTED** at a Regular Meeting of said City Council of the City of Suisun City duly held on Tuesday, the 16th day of September 2025, by the following vote:

| | | |
|---|---|---|
| **AYES:** | Councilmembers: | _____ |
| **NOES:** | Councilmembers: | _____ |
| **ABSENT:** | Councilmembers: | _____ |
| **ABSTAIN:** | Councilmembers: | _____ |

**WITNESS** my hand and the seal of said City this 16th day of September 2025.

_____
Anita Skinner
City Clerk

Attachment:

1. Citywide Salary Schedule

City of Suisun City
Salary Schedule
Resolution Date: 9/16/2025
*Effective 9/26/2025*

| Job Class | Range | Hourly A | Hourly B | Hourly C | Hourly D | Hourly E | Monthly Average Starting | Monthly Average Ending | Effective Date | B.U. | B.G. | FLSA OT |
|---|---|---|---|---|---|---|---|---|---|---|---|---|
| Account Clerk I (F) | 268 | $24.34 | $25.56 | $26.83 | $28.17 | $29.58 | $4,219 | $5,128 | 06/06/25 | SCEA | SCEA | |
| Account Clerk II (F) | 291 | $26.77 | $28.11 | $29.52 | $30.99 | $32.54 | $4,641 | $5,641 | 06/06/25 | SCEA | SCEA | |
| Account Clerk III | 313 | $29.45 | $30.92 | $32.47 | $34.09 | $35.80 | $5,105 | $6,205 | 06/06/25 | SCEA | SCEA | |
| Accountant | 362 | $36.57 | $38.40 | $40.32 | $42.33 | $44.45 | $6,339 | $7,705 | 06/06/25 | SCMPEA | SCMPEA | Exempt |
| Accounting Technician | 332 | $32.13 | $33.73 | $35.42 | $37.19 | $39.05 | $5,569 | $6,769 | 06/06/25 | SCEA | SCEA | |
| Administrative Assistant I (F) | 285 | $25.97 | $27.26 | $28.63 | $30.06 | $31.56 | $4,501 | $5,471 | 06/06/25 | SCEA | SCEA | |
| Administrative Assistant II (F) | 307 | $28.56 | $29.99 | $31.49 | $33.06 | $34.72 | $4,951 | $6,018 | 06/06/25 | SCEA | SCEA | |
| Administrative Technician | 327 | $31.42 | $32.99 | $34.64 | $36.37 | $38.19 | $5,446 | $6,619 | 06/06/25 | SCEA | SCEA | |
| Assistant Engineer (F) | 389 | $41.78 | $43.87 | $46.06 | $48.37 | $50.78 | $7,242 | $8,802 | 06/06/25 | SCMPEA | SCMPEA | Exempt |
| Assistant Planner (F) | 361 | $36.42 | $38.24 | $40.15 | $42.16 | $44.27 | $6,313 | $7,674 | 06/06/25 | SCMPEA | SCMPEA | Exempt |
| Associate Engineer (F) | 409 | $45.96 | $48.26 | $50.67 | $53.20 | $55.86 | $7,966 | $9,683 | 06/06/25 | SCMPEA | SCMPEA | Exempt |
| Associate Planner (F) | 380 | $40.06 | $42.07 | $44.17 | $46.38 | $48.70 | $6,944 | $8,441 | 06/06/25 | SCMPEA | SCMPEA | Exempt |
| Background Investigator | 391 | - | - | - | - | $49.92 | - | - | 12/24/21 | Temp/PT | Temp/PT | |
| Battalion Chief (2912 annual hours) | 375 | $38.92 | $40.87 | $42.91 | $45.06 | $47.31 | $9,445 | $11,481 | 06/06/25 | Unrep | SCPFA | |
| Building Inspection Services Manager | 407 | $45.57 | $47.85 | $50.24 | $52.76 | $55.39 | $7,899 | $9,602 | 06/06/25 | SCMPEA | SCMPEA | Exempt |
| Building Inspector I (F) | 320 | $30.37 | $31.88 | $33.48 | $35.15 | $36.91 | $5,264 | $6,398 | 06/06/25 | SCEA | SCEA | |
| Building Inspector II (F) | 341 | $33.40 | $35.07 | $36.83 | $38.67 | $40.60 | $5,790 | $7,038 | 06/06/25 | SCEA | SCEA | |
| Building Maintenance Worker I (F) | 272 | $24.81 | $26.05 | $27.36 | $28.72 | $30.16 | $4,301 | $5,228 | 06/06/25 | SCEA | SCEA | |
| Building Maintenance Worker II (F) | 296 | $27.29 | $28.66 | $30.09 | $31.60 | $33.18 | $4,731 | $5,751 | 06/06/25 | SCEA | SCEA | |
| Chief Building Official | 469 | $62.86 | $66.00 | $69.30 | $72.77 | $76.41 | $10,896 | $13,244 | 06/06/25 | Unrep | SCMPEA | Exempt |
| City Engineer | 467 | $67.41 | $70.78 | $74.32 | $78.04 | $81.94 | $11,685 | $14,203 | 09/26/25 | Unrep | SCMPEA | Exempt |
| City Manager | 595 | $129.31 | - | - | - | $137.98 | $22,413 | $23,917 | 09/26/25 | EM Plan | EM | Exempt |
| Code Enforcement Officer I (F) | 310 | $28.98 | $30.43 | $31.95 | $33.55 | $35.23 | $5,024 | $6,106 | 06/06/25 | SCEA | SCEA | |
| Code Enforcement Officer II (F) | 330 | $31.88 | $33.48 | $35.15 | $36.91 | $38.75 | $5,526 | $6,717 | 06/06/25 | SCEA | SCEA | |
| Community Services Officer I (F) | 284 | $25.84 | $27.13 | $28.49 | $29.91 | $31.41 | $4,479 | $5,444 | 06/06/25 | SCEA | SCEA | |
| Community Services Officer II (F) | 305 | $28.42 | $29.85 | $31.34 | $32.90 | $34.55 | $4,927 | $5,989 | 06/06/25 | SCEA | SCEA | |
| Computer Systems Specialist | 222 | $20.02 | $21.02 | $22.08 | $23.18 | $24.34 | - | - | 07/21/23 | Temp/PT | Temp/PT | |
| Computer Technician | 358 | $35.96 | $37.76 | $39.65 | $41.63 | $43.71 | $6,234 | $7,577 | 06/06/25 | SCEA | SCEA | |
| Deputy City Clerk (C) | 363 | $36.79 | $38.63 | $40.56 | $42.59 | $44.72 | $6,377 | $7,751 | 06/06/25 | Confidential | SCMPEA | Exempt |
| Deputy City Manager | 543 | $89.19 | $93.65 | $98.33 | $103.25 | $108.41 | $15,460 | $18,792 | 07/04/25 | EM Plan | EM | Exempt |
| Deputy Fire Chief | 470 | $63.21 | $66.37 | $69.69 | $73.18 | $76.84 | $10,957 | $13,318 | 06/06/25 | SCMPEA | SCMPEA | Exempt |
| Development Services Director | 505 | $77.13 | $80.99 | $85.04 | $89.29 | $93.75 | $13,370 | $16,251 | 09/26/25 | EM Plan | EM | Exempt |
| Division Fire Chief | 445 | $55.95 | $58.75 | $61.69 | $64.77 | $68.01 | $9,698 | $11,788 | 06/06/25 | SCMPEA | SCMPEA | Exempt |
| Economic Development Consultant | 441 | - | - | - | - | $65.00 | - | - | 12/24/21 | Temp/PT | Temp/PT | |
| Finance Director | 505 | $77.13 | $80.99 | $85.04 | $89.29 | $93.75 | $13,370 | $16,251 | 09/26/25 | EM Plan | EM | Exempt |
| Finance Manager | 436 | $53.57 | $56.25 | $59.06 | $62.01 | $65.11 | $9,285 | $11,286 | 06/06/25 | SCMPEA | SCMPEA | Exempt |
| Financial Services Specialist | 222 | $20.02 | $21.02 | $22.08 | $23.18 | $24.34 | - | - | 07/21/23 | Temp/PT | Temp/PT | |
| Fire Captain (2,912 annual hours) | 350 | $35.38 | $37.15 | $39.01 | $40.96 | $43.01 | $8,587 | $10,437 | 06/06/25 | SCPFA | SCPFA | |
| Fire Chief | 514 | $85.81 | $90.10 | $94.60 | $99.33 | $104.30 | $14,873 | $18,078 | 09/26/25 | EM Plan | EM | Exempt |
| Fire Engineer (2912 annual hours) | A333 | $33.26 | $34.61 | $36.04 | $37.53 | $39.10 | $8,071 | $9,488 | 06/06/25 | SCPFA | SCPFA | |
| Fire Engineer (2912 annual hours) | 333 | $32.17 | $33.78 | $35.46 | $37.24 | $39.10 | $7,806 | $9,488 | 06/06/25 | SCPFA | SCPFA | |

(C) Denotes Confidential Class
(F) Denotes a Flexibly Staffed Classification
** City Manager's Salary is set by Contract

B.U. Bargaining Unit
B.G. Benefits Group

| | | Hourly | | | | | Monthly Average | | | | | |
|---|---|---|---|---|---|---|---|---|---|---|---|---|
| **Job Class** | **Range** | **A** | **B** | **C** | **D** | **E** | **Starting** | **Ending** | **Effective Date** | **B.U.** | **B.G.** | **FLSA OT** |
| Fire Marshal | 445 | $55.95 | $58.75 | $61.69 | $64.77 | $68.01 | $9,698 | $11,788 | 06/06/25 | SCMPEA | SCMPEA | Exempt |
| Firefighter (2912 annual hours) | 292 | $26.81 | $28.15 | $29.55 | $31.03 | $32.58 | $6,505 | $7,907 | 06/06/25 | SCPFA | SCPFA | |
| Fleet Mechanic | 288 | $26.41 | $27.73 | $29.11 | $30.57 | $32.10 | $4,577 | $5,564 | 06/06/25 | SCEA | SCEA | |
| Housing Programs Manager | 412 | $47.43 | $49.80 | $52.29 | $54.91 | $57.65 | $8,222 | $9,993 | 06/06/25 | SCMPEA | SCMPEA | Exempt |
| Housing Specialist I (F) | 306 | $28.47 | $29.90 | $31.39 | $32.96 | $34.61 | $4,935 | $5,999 | 06/06/25 | SCEA | SCEA | |
| Housing Specialist II (F) | 326 | $31.32 | $32.89 | $34.53 | $36.26 | $38.07 | $5,429 | $6,599 | 06/06/25 | SCEA | SCEA | |
| Human Resources Administrator | 505 | $77.13 | $80.99 | $85.04 | $89.29 | $93.75 | $13,370 | $16,251 | 09/26/25 | EM Plan | EM | Exempt |
| Human Resources Technician I (F/C) | 311 | $29.21 | $30.67 | $32.20 | $33.81 | $35.50 | $5,062 | $6,153 | 06/06/25 | Confidential | SCEA | |
| Human Resources Technician II (F/C) | 332 | $32.13 | $33.73 | $35.42 | $37.19 | $39.05 | $5,569 | $6,769 | 06/06/25 | Confidential | SCEA | |
| IT Director | 505 | $77.13 | $80.99 | $85.04 | $89.29 | $93.75 | $13,370 | $16,251 | 09/26/25 | EM Plan | EM | Exempt |
| IT Services Manager | 443 | $55.34 | $58.10 | $61.01 | $64.06 | $67.26 | $9,592 | $11,659 | 06/06/25 | SCMPEA | SCMPEA | Exempt |
| Maintenance Worker I (F) | 300 | $27.84 | $29.24 | $30.70 | $32.23 | $33.84 | $4,826 | $5,866 | 06/06/25 | SCEA | SCEA | |
| Maintenance Worker II (F) | 322 | $30.63 | $32.16 | $33.77 | $35.46 | $37.23 | $5,309 | $6,453 | 06/06/25 | SCEA | SCEA | |
| Management Analyst I (F) | 361 | $36.42 | $38.24 | $40.15 | $42.16 | $44.27 | $6,313 | $7,674 | 06/06/25 | SCMPEA | SCMPEA | Exempt |
| Management Analyst II (F) | 380 | $40.06 | $42.07 | $44.17 | $46.38 | $48.70 | $6,944 | $8,441 | 06/06/25 | SCMPEA | SCMPEA | Exempt |
| Marketing Manager | 379 | $39.79 | $41.78 | $43.87 | $46.06 | $48.36 | $6,897 | $8,383 | 06/06/25 | SCMPEA | SCMPEA | Exempt |
| Office Assistant | 263 | $23.80 | $24.99 | $26.24 | $27.55 | $28.93 | $4,126 | $5,015 | 06/06/25 | SCEA | SCEA | |
| Permit Technician I (F) | 303 | $28.17 | $29.58 | $31.06 | $32.61 | $34.24 | $4,883 | $5,935 | 06/06/25 | SCEA | SCEA | |
| Permit Technician II (F) | 324 | $30.99 | $32.54 | $34.16 | $35.87 | $37.67 | $5,371 | $6,529 | 06/06/25 | SCEA | SCEA | |
| Planning Specialist | 222 | $20.02 | $21.02 | $22.08 | $23.18 | $24.34 | - | - | 07/21/23 | Temp/PT | Temp/PT | |
| Police Chief | 547 | $93.41 | $98.08 | $102.98 | $108.13 | $113.54 | $16,190 | $19,679 | 09/26/25 | EM Plan | EM | Exempt |
| Police Commander | 498 | $72.29 | $75.90 | $79.70 | $83.68 | $87.87 | $12,530 | $15,231 | 06/06/25 | SCMPEA | SCMPEA | Exempt |
| Police Evidence and Property Technician I (F) | 284 | $25.84 | $27.13 | $28.49 | $29.91 | $31.41 | $4,479 | $5,444 | 06/06/25 | SCEA | SCEA | |
| Police Evidence and Property Technician II (F) | 305 | $28.42 | $29.85 | $31.34 | $32.90 | $34.55 | $4,927 | $5,989 | 06/06/25 | SCEA | SCEA | |
| Police Officer (F) | 411 | $46.34 | $48.66 | $51.09 | $53.64 | $56.33 | $8,032 | $9,763 | 06/06/25 | SCPOA | SCPOA | |
| Police Officer Trainee (F) | 276 | - | - | - | $28.63 | $30.06 | - | - | 12/24/21 | Temp/PT | Temp/PT | |
| Police Sergeant | 460 | $58.39 | $61.31 | $64.37 | $67.59 | $70.97 | $10,121 | $12,302 | 06/06/25 | SCPOA | SCPOA | |
| Police Support Services Manager | 450 | $56.70 | $59.53 | $62.51 | $65.63 | $68.91 | $9,827 | $11,945 | 06/06/25 | SCMPEA | SCMPEA | Exempt |
| Principal Planner | 433 | $52.88 | $55.53 | $58.30 | $61.22 | $64.28 | $9,167 | $11,142 | 06/06/25 | SCMPEA | SCMPEA | Exempt |
| Project Manager | 408 | $45.76 | $48.04 | $50.45 | $52.97 | $55.62 | $7,931 | $9,640 | 06/06/25 | SCMPEA | SCMPEA | Exempt |
| Public Safety Dispatch/Police Records Supervisor | 410 | $46.78 | $49.12 | $51.58 | $54.16 | $56.87 | $8,109 | $9,857 | 06/06/25 | SCPOA | SCPOA | |
| Public Safety Dispatcher I (F) | 349 | $35.15 | $36.91 | $38.75 | $40.69 | $42.72 | $6,093 | $7,406 | 06/06/25 | SCPOA | SCPOA | |
| Public Safety Dispatcher II (F) | 373 | $38.66 | $40.60 | $42.63 | $44.76 | $47.00 | $6,702 | $8,146 | 06/06/25 | SCPOA | SCPOA | |
| Public Works Director/City Engineer | 514 | $85.81 | $90.10 | $94.60 | $99.33 | $104.30 | $14,873 | $18,078 | 09/26/25 | EM Plan | EM | Exempt |
| Public Works Inspector | 351 | $34.74 | $36.48 | $38.30 | $40.22 | $42.23 | $6,022 | $7,320 | 06/06/25 | SCEA | SCEA | |
| Public Works Specialist | 222 | $20.02 | $21.02 | $22.08 | $23.18 | $24.34 | - | - | 07/21/23 | Temp/PT | Temp/PT | |
| Public Works Superintendent | 432 | $52.35 | $54.97 | $57.72 | $60.61 | $63.64 | $9,075 | $11,030 | 06/06/25 | SCMPEA | SCMPEA | Exempt |
| Public Works Supervisor | 370 | $38.00 | $39.90 | $41.89 | $43.99 | $46.19 | $6,587 | $8,006 | 06/06/25 | SCMPEA | SCMPEA | Exempt |
| Recreation Coordinator | 302 | $28.07 | $29.47 | $30.94 | $32.49 | $34.12 | $4,865 | $5,913 | 06/06/25 | SCEA | SCEA | |
| Recreation Manager | 399 | $43.76 | $45.95 | $48.24 | $50.66 | $53.19 | $7,585 | $9,219 | 06/06/25 | SCMPEA | SCMPEA | Exempt |
| Recreation Specialist I (F) | 200 | $18.00 | $18.54 | $19.10 | $19.67 | $20.26 | - | - | 07/21/23 | Temp/PT | Temp/PT | |
| Recreation Specialist II (F) | 220 | $19.80 | $20.39 | $21.01 | $21.64 | $22.29 | - | - | 07/21/23 | Temp/PT | Temp/PT | |
| Recreation Specialist III (F) | 250 | $21.78 | $22.43 | $23.11 | $23.80 | $24.51 | - | - | 07/21/23 | Temp/PT | Temp/PT | |
| Recreation Supervisor | 343 | $33.68 | $35.36 | $37.13 | $38.99 | $40.94 | $5,838 | $7,096 | 06/06/25 | SCMPEA | SCMPEA | Exempt |
| Recreation, Parks & Marina Director | 505 | $77.13 | $80.99 | $85.04 | $89.29 | $93.75 | $13,370 | $16,251 | 09/26/25 | EM Plan | EM | Exempt |
| Senior Accountant | 390 | $42.06 | $44.16 | $46.37 | $48.68 | $51.12 | $7,290 | $8,861 | 06/06/25 | SCMPEA | SCMPEA | Exempt |

(C) Denotes Confidential Class
(F) Denotes a Flexibly Staffed Classification
** City Manager's Salary is set by Contract

B.U. Bargaining Unit
B.G. Benefits Group

| | | Hourly | | | | | Monthly Average | | | | | |
|---|---|---|---|---|---|---|---|---|---|---|---|---|
| **Job Class** | **Range** | **A** | **B** | **C** | **D** | **E** | **Starting** | **Ending** | **Effective Date** | **B.U.** | **B.G.** | **FLSA OT** |
| Senior Associate Engineer (F) | 425 | $50.55 | $53.08 | $55.74 | $58.52 | $61.45 | $8,763 | $10,651 | 06/06/25 | SCMPEA | SCMPEA | Exempt |
| Senior Building Inspector | 381 | $40.09 | $42.09 | $44.20 | $46.41 | $48.73 | $6,949 | $8,446 | 06/06/25 | SCMPEA | SCMPEA | Exempt |
| Senior Maintenance Worker | 344 | $33.69 | $35.37 | $37.14 | $39.00 | $40.95 | $5,840 | $7,098 | 06/06/25 | SCEA | SCEA | |
| Senior Management Analyst | 400 | $44.07 | $46.27 | $48.59 | $51.02 | $53.57 | $7,639 | $9,285 | 06/06/25 | SCMPEA | SCMPEA | Exempt |
| Senior Planner | 400 | $44.07 | $46.27 | $48.59 | $51.02 | $53.57 | $7,639 | $9,285 | 06/06/25 | SCMPEA | SCMPEA | Exempt |
| Senior Public Safety Dispatcher | 395 | $42.53 | $44.66 | $46.89 | $49.24 | $51.70 | $7,372 | $8,961 | 06/06/25 | SCPOA | SCPOA | |
| Youth Services Specialist | 356 | $35.53 | $37.31 | $39.17 | $41.13 | $43.19 | $6,159 | $7,486 | 06/06/25 | SCEA | SCEA | |

(C) Denotes Confidential Class
(F) Denotes a Flexibly Staffed Classification
** City Manager's Salary is set by Contract

B.U. Bargaining Unit
B.G. Benefits Group

# RESOLUTION NO. 2025-___

## A RESOLUTION OF THE CITY COUNCIL OF THE CITY OF SUISUN CITY APPROVING AMENDMENT NO. 1 TO THE CITY MANAGER EMPLOYMENT AGREEMENT

**WHEREAS**, on April 29, 2024, the City entered into a City Manager Employment Agreement with Bret Prebula; and

**WHEREAS**, on September 16, 2025, the City Council adopted Resolution No. 2025-__ to amend the City's Schedule of Salary and Benefits for Unrepresented and Executive Management Employees; and

**WHEREAS**, the City and the City Manager desire to amend the Employment Agreement to ensure consistency with the Executive Management Benefits Schedule; and

**WHEREAS**, Amendment No. 1 provides the same rules, limitations, terms and conditions provided to all executive management employees in the Executive Management Benefits Schedule shall also apply to the City Manager, and that in the event all executive management are provided with additional benefits, the City Manager shall receive the same benefits effective the same date; and

**NOW, THEREFORE, BE IT RESOLVED BY THE CITY COUNCIL OF THE CITY OF SUISUN CITY AS FOLLOWS:**

The City Council of the City of Suisun City approves Amendment No. 1 to the City Manager Employment Agreement, attached hereto and incorporated herein by reference.

**PASSED AND ADOPTED** at a Regular Meeting of said City Council of the City of Suisun City duly held on Tuesday, the 16th day of September 2025, by the following vote:

| | | |
|---|---|---|
| **AYES:** | Councilmembers: | _____ |
| **NOES:** | Councilmembers: | _____ |
| **ABSENT:** | Councilmembers: | _____ |
| **ABSTAIN:** | Councilmembers: | _____ |

**WITNESS** my hand and the seal of said City this 16th day of September 2025.

_____

Anita Skinner
City Clerk

Attachment:

1. City Manager Employment Agreement Amendment No. 1

**AMENDMENT NO. 1 TO CITY MANAGER EMPLOYMENT AGREEMENT BETWEEN THE CITY OF SUISUN CITY AND BRET PREBULA**

This Amendment to City Manager Employment Agreement ("Amendment") is made and entered into as of September 16, 2025, by and between the City of Suisun City, a California municipal corporation ("City" or "Employer"), and Bret Prebula, an individual ("Employee"), referred to collectively as "Parties."

## RECITALS

A. On April 29, 2024, the City and Employee entered into the City Manager Employment Agreement ("Agreement") providing for employment of Employee as City Manager.

B. On September 16, 2025, the City Council adopted Resolution No. 2025-__ to amend the City's Schedule of Salary and Benefits for Unrepresented and Executive Management Employees (the "Executive Management Benefits Schedule").

C. The City intends to provide benefits to Employee consistent with the benefits provided to Executive Management Employees under the Schedule of Salary and Benefits for Executive Management Employees then in effect.

D. The Parties now wish to amend the Agreement to ensure consistency with the Executive Management Benefits Schedule.

**NOW, THEREFORE,** in consideration of the mutual covenants and conditions contained herein, the City and Employee agree as follows:

1. Section 2.1 "Compensation" is hereby amended to read as follows:

"2.1 Compensation. For the services rendered pursuant to this Agreement, Employee's base annual compensation shall be Two Hundred and Sixty Two Thousand Three Hundred Ninety-Five Dollars and No Cents ($268,955) annually ("Salary"), which shall be paid on a pro-rated basis bi-weekly at the same time as other employees of the City are paid. Such Salary shall be adjusted for payroll taxes, workers' compensation, and other payroll-related liability costs.

In the event Employee has achieved the first year performance goals established for him by the City Council as determined by the City Council in its sole discretion during the annual performance review to occur following Employee's first full year of employment, then Employee will be paid a one-time performance bonus in the amount of $10,000. The bonus payment shall not be "compensation earnable" under CalPERS laws and regulations for purposes of calculating Employee's CalPERS service retirement benefits."

2. Section 2.5 "Written Amendment Required To Effectuate Base Salary Adjustment," is hereby amended to read as follows:

"2.5 Base Salary Adjustment. Except for the automatic CPI increase provided to Employee pursuant to Section 2.3 of this Agreement, any change in base Salary shall be

upon approval of the City Council."

3. Article 6.0 "BENEFITS" is hereby amended to read as follows with all other sections to remain the same:

"**6.0 BENEFITS**

6.1 Miscellaneous Benefits. Employee shall be entitled to the same benefits as are provided to all executive management employees in the Executive Management Benefits Schedule, except as noted below in this Article 6.0. The same rules, limitations, terms and conditions provided to all executive management employees set forth in the Executive Management Benefits Schedule shall also apply to Employee. In the event all executive management are provided additional benefits under the Executive Management Benefits Schedule, Employee shall be provided the same benefit effective on the same date.

6.2 CalPERS Retirement. The City shall provide to Employee the same CalPERS retirement benefits as are provided to all executive management employees in the Executive Management Benefits Schedule, and as approved by City Council.

6.3 Medical Insurance. The City shall provide to Employee the same medical, dental, and vision insurance benefits as provided to all executive management employees in the Executive Management Benefits Schedule, and as approved by City Council.

6.4 Vacation Leave. Employee shall be entitled to the same accrual rates for vacation leave as provided to all executive management employees under the Executive Management Benefits Schedule, and as approved by City Council. Employee may accumulate up to 400 hours maximum vacation leave. Employee shall be entitled to an opening vacation leave balance of 80 hours. Employee shall be entitled to the same cash out of vacation leave as provided to all executive management employees under the Executive Management Benefits Schedule, and as approved by City Council.

6.5 Executive Leave. Employee shall be entitled to the same accrual rates for executive leave as provided to all executive management employees under the Executive Management Benefits Schedule, and as approved by City Council. Eligibility for cash out of executive leave, if any, shall be as set forth in the Executive Management Benefits Schedule, and as approved by City Council.

6.6 Holidays. Employee shall be entitled to the same holidays as provided to all executive management employees under the Executive Management Benefits Schedule, and as approved by City Council. Utilization and cash out of floating holiday leave shall be subject to the terms and conditions of the Executive Management Benefits Schedule, and as approved by City Council.

6.7 Sick Leave. Employee shall be entitled to the same accrual rates for sick leave as provided to all executive management employees under the Executive Management Benefits Schedule, and as approved by City Council. Employee shall be entitled to an opening sick leave balance of 96 hours.

6.10 Deferred Compensation. The City shall provide to Employee the same deferred compensation matching contributions as provided to all executive management

employees under the Executive Management Benefits Schedule, and as approved by City Council.

6.11 Life Insurance. The City shall provide to Employee the same term life insurance and accidental death and dismemberment insurance coverage as provided to all executive management employees under the Executive Management Benefits Schedule, and as approved by City Council.

6.15 Longevity Pay. The City shall provide to Employee the same longevity pay as provided to all executive management employees under the Executive Management Benefits Schedule, and as approved by City Council."

4. Except as specifically amended herein, all other terms and conditions of the Agreement between the City and the Employee remain in full force and effect.

**IN WITNESS WHEREOF,** the Parties have caused this Agreement to be signed and executed personally or on its behalf by its duly authorized representative.

EMPLOYEE

_____
Bret Prebula

CITY OF SUISUN CITY

By:_____
Alma Hernandez, Mayor

ATTEST:

_____(Seal)
Anita Skinner, City Clerk

APPROVED AS TO FORM:

_____
Patrick Enright, City Attorney

# RESOLUTION NO. 2025-___

## A RESOLUTION OF THE CITY COUNCIL OF THE CITY OF SUISUN CITY APPROVING AMENDMENT NO. 1 TO THE FIRE CHIEF EMPLOYMENT AGREEMENT

**WHEREAS**, on August 22, 2022, the City entered into a Fire Chief Employment Agreement with Brad Lopez; and

**WHEREAS**, on September 16, 2025, the City Council adopted Resolution No. 2025-__ to amend the City's Schedule of Salary and Benefits for Unrepresented and Executive Management Employees; and

**WHEREAS**, the City and the Fire Chief desire to amend the Employment Agreement to ensure consistency with the Executive Management Benefits Schedule; and

**WHEREAS**, Amendment No. 1 provides the same rules, limitations, terms and conditions provided to all executive management employees in the Executive Management Benefits Schedule shall also apply to the Fire Chief, and that in the event all executive management are provided with additional benefits, the Fire Chief shall receive the same benefits effective the same date; and

**NOW, THEREFORE, BE IT RESOLVED BY THE CITY COUNCIL OF THE CITY OF SUISUN CITY AS FOLLOWS:**

The City Council of the City of Suisun City approves Amendment No. 1 to the Fire Chief Employment Agreement, attached hereto and incorporated herein by reference.

**PASSED AND ADOPTED** at a Regular Meeting of said City Council of the City of Suisun City duly held on Tuesday, the 16th day of September 2025, by the following vote:

| | | |
|---|---|---|
| **AYES:** | Councilmembers: | _____ |
| **NOES:** | Councilmembers: | _____ |
| **ABSENT:** | Councilmembers: | _____ |
| **ABSTAIN:** | Councilmembers: | _____ |

**WITNESS** my hand and the seal of said City this 16th day of September 2025.

_____

Anita Skinner
City Clerk

Attachment:

1. Fire Chief Employment Agreement Amendment No. 1

**AMENDMENT NO. 1 TO FIRE CHIEF EMPLOYMENT AGREEMENT BETWEEN THE CITY OF SUISUN CITY AND BRAD LOPEZ**

This Amendment to Fire Chief Employment Agreement ("Amendment") is made and entered into as of September 16, 2025, by and between the City of Suisun City, a California municipal corporation ("City" or "Employer"), and Brad Lopez, an individual ("Employee"), referred to collectively as "Parties."

## RECITALS

A. On August 22, 2022, the City and Employee entered into the Fire Chief Employment Agreement ("Agreement") providing for employment of Employee as Fire Chief.

B. On September 16, 2025, the City Council adopted Resolution No. 2025-__ to amend the City's Schedule of Salary and Benefits for Unrepresented and Executive Management Employees (the "Executive Management Benefits Schedule").

C. The City intends to provide benefits to Employee consistent with the benefits provided to Executive Management Employees under the Executive Management Benefits Schedule then in effect.

D. Employee is aware that the benefit levels provided to Executive Management Employees may change and acknowledges that such change in benefits shall not be deemed a breach of this Agreement.

E. The Parties now wish to amend the Agreement to ensure consistency with the Executive Management Benefits Schedule.

**NOW, THEREFORE,** in consideration of the mutual covenants and conditions contained herein, the City and Employee agree as follows:

1. Article 6.0 "BENEFITS" is hereby amended to read as follows:

"**6.0 BENEFITS**

6.1 Regular Benefits. Employee shall be entitled to all benefits including, but not limited to, medical, dental, vision, and life insurance, CalPERS retirement benefits, vacation leave, executive leave, sick leave, holidays, uniform allowance, cellular phone, and deferred compensation, as are provided to executive management employees in the Executive Management Benefits Schedule, except as noted below in this Article 6.0. The same rules, limitations, terms and conditions provided to all executive management employees set forth in the Executive Management Benefits Schedule shall also apply to Employee. In the event all executive management are provided additional benefits under the Executive Management Benefits Schedule, Employee shall be provided the same benefit effective on the same date.

6.2 Vehicle. Employee shall be provided with a City vehicle for employment and emergency response purposes during work hours, as well as after scheduled work hours. All maintenance, fuel, and insurance will be paid for by the City.

6.3 Gym Membership Reimbursement. Employee shall be eligible for gym membership reimbursement from the City in the amount of $25.00 per pay period.

6.4 Changes in Compensation and Benefits. The compensation and benefits provided to Employee pursuant to this Agreement are intended to be consistent with those provided to the City's Executive Management Benefits Schedule then in effect. Employee acknowledges that the City Council may in the future reduce the level of compensation (exclusive of Employee's base salary) or benefits provided to Department Head Employees by amendment of the Executive Management Benefits Schedule. In the event the level of compensation or benefits provided to Employee changes (whether by increase or decrease), the Parties agree that such changes shall not be deemed material or a breach of this Agreement.

6.5 City Manager Amendment Authority. Pursuant to Section 9.2 of this Agreement, the City Manager shall have the authority to agree with Employee to amend this Agreement to provide Employee benefits consistent with the benefits levels authorized by the City Council and specified for the position of Fire Chief in the Executive Management Benefits Schedule then in effect."

2. Section 9.2 "Amendment" is hereby amended to read as follows:

"9.2 Amendment. This Agreement may be amended at any time by the mutual consent of the Parties by an instrument in writing, upon approval of the City Manager."

3. Except as specifically amended herein, all other terms and conditions of the Agreement between the City and the Employee remain in full force and effect.

**IN WITNESS WHEREOF,** the parties have caused this Agreement to be signed and executed personally or on its behalf by its duly authorized representative.

EMPLOYEE

_____

Brad Lopez

CITY OF SUISUN CITY

_____

Bret Prebula, City Manager

ATTEST:

_____(Seal)
Anita Skinner, City Clerk

APPROVED AS TO FORM:

_____
Patrick Enright, City Attorney

**AMENDMENT NO. 2 TO CHIEF OF POLICY EMPLOYMENT AGREEMENT BETWEEN THE CITY OF SUISUN CITY AND AARON ROTH**

This Amendment to Chief of Police Employment Agreement (the "Amendment") is made and entered into as of September 16, 2025, by and between the City of Suisun City, a California municipal corporation ("City" or "Employer"), and Aaron Roth, an individual ("Employee"), referred to collectively as "Parties."

## RECITALS

A. On June 18, 2019, the City and Employee entered into the Chief of Police Employment Agreement ("Agreement") providing for employment of Employee as Chief of Police.

B. On November 24, 2020, the City Council approved an amended and restatement employment agreement to establish the terms and conditions of Employee's services to the City and ensure consistency with the employment agreement between the City and Fire Chief Justin Vincent.

C. On September 16, 2025, the City Council adopted Resolution No. 2025-__ to amend the City's Schedule of Salary and Benefits for Unrepresented and Executive Management Employees (the "Executive Management Benefits Schedule").

D. The City intends to provide benefits to Employee consistent with the benefits provided to Executive Management Employees under the Executive Management Benefits Schedule then in effect.

E. Employee is aware that the benefit levels provided to Executive Management Employees may change and acknowledges that such change in benefits shall not be deemed a breach of this Agreement.

F. The Parties now wish to amend the Agreement to ensure consistency with the Executive Management Benefits Schedule.

**NOW, THEREFORE,** in consideration of the mutual covenants and conditions contained herein, the City and Employee agree as follows:

1. Article 6.0 "BENEFITS" is hereby amended to read as follows:

"**6.0 BENEFITS**

6.1 Regular Benefits. Employee shall be entitled to all benefits, including, but not limited to, medical, dental, vision, and life insurance, CalPERS retirement benefits, vacation leave, executive leave, sick leave holidays, uniform allowance, cellular phone, and deferred compensation, as are provided to executive management employees in the Executive Management Benefits Schedule, except as noted below in this Article 6.0. The same rules, limitations, terms and conditions provided to all executive management

employees set forth in the Executive Management Benefits Schedule shall also apply to Employee. In the event all executive management are provided additional benefits under the Executive Management Benefits Schedule, Employee shall be provided the same benefit effective on the same date.

6.2 Vehicle. Employee shall be provided with a City vehicle for employment and emergency response purposes during work hours, as well as after scheduled work hours. All maintenance, fuel, and insurance will be paid for by the City.

6.3 Gym Membership Reimbursement. Employee shall be eligible for gym membership reimbursement from the City in the amount of $25 per pay period.

6.4 Changes in Compensation and Benefits. The compensation and benefits provided to Employee pursuant to this Agreement are intended to be consistent with those provided to the City's Executive Management Benefits Schedule then in effect. Employee acknowledges that the City Council may in the future reduce the level of compensation (exclusive of Employee's base salary) or benefits provided to Department Head Employees by amendment of the Executive Management Benefits Schedule. In the event the level of compensation or benefits provided to Employee changes (whether by increase or decrease), the Parties agree that such changes shall not be deemed material or a breach of this Agreement.

6.5 City Manager Amendment Authority. Pursuant to Section 9.2 of this Agreement, the City Manager shall have the authority to agree with Employee to amend this Agreement to provide Employee benefits consistent with the benefits levels authorized by the City Council and specified for the position of Chief of Police in the Executive Management Benefits Schedule then in effect."

2. Section 9.2 "Amendment" is hereby amended to read as follows:

"9.2 Amendment. This Agreement may be amended at any time by the mutual consent of the Parties by an instrument in writing, upon approval of the City Manager."

3. Except as specifically amended herein, all other terms and conditions of the Agreement between the City and the Employee remain in full force and effect.

**IN WITNESS WHEREOF,** the parties have caused this Agreement to be signed and executed personally or on its behalf by its duly authorized representative.

EMPLOYEE

_____

Aaron Roth

CITY OF SUISUN CITY

_____

Bret Prebula, City Manager

ATTEST:

_____(Seal)

Anita Skinner, City Clerk

APPROVED AS TO FORM:

_____

Patrick Enright, City Attorney

**AMENDMENT NO. 2 TO CHIEF OF POLICY EMPLOYMENT AGREEMENT BETWEEN THE CITY OF SUISUN CITY AND AARON ROTH**

This Amendment to Chief of Police Employment Agreement (the "Amendment") is made and entered into as of September 16, 2025, by and between the City of Suisun City, a California municipal corporation ("City" or "Employer"), and Aaron Roth, an individual ("Employee"), referred to collectively as "Parties."

## RECITALS

A. On June 18, 2019, the City and Employee entered into the Chief of Police Employment Agreement ("Agreement") providing for employment of Employee as Chief of Police.

B. On November 24, 2020, the City Council approved an amended and restatement employment agreement to establish the terms and conditions of Employee's services to the City and ensure consistency with the employment agreement between the City and Fire Chief Justin Vincent.

C. On September 16, 2025, the City Council adopted Resolution No. 2025-__ to amend the City's Schedule of Salary and Benefits for Unrepresented and Executive Management Employees (the "Executive Management Benefits Schedule").

D. The City intends to provide benefits to Employee consistent with the benefits provided to Executive Management Employees under the Executive Management Benefits Schedule then in effect.

E. Employee is aware that the benefit levels provided to Executive Management Employees may change and acknowledges that such change in benefits shall not be deemed a breach of this Agreement.

F. The Parties now wish to amend the Agreement to ensure consistency with the Executive Management Benefits Schedule.

**NOW, THEREFORE,** in consideration of the mutual covenants and conditions contained herein, the City and Employee agree as follows:

1. Article 6.0 "BENEFITS" is hereby amended to read as follows:

"**6.0 BENEFITS**

6.1 Regular Benefits. Employee shall be entitled to all benefits, including, but not limited to, medical, dental, vision, and life insurance, CalPERS retirement benefits, vacation leave, executive leave, sick leave holidays, uniform allowance, cellular phone, and deferred compensation, as are provided to executive management employees in the Executive Management Benefits Schedule, except as noted below in this Article 6.0. The same rules, limitations, terms and conditions provided to all executive management employees set forth in the Executive Management Benefits Schedule shall also apply to

Employee. In the event all executive management are provided additional benefits under the Executive Management Benefits Schedule, Employee shall be provided the same benefit effective on the same date.

6.2 Vehicle. Employee shall be provided with a City vehicle for employment and emergency response purposes during work hours, as well as after scheduled work hours. All maintenance, fuel, and insurance will be paid for by the City.

6.3 Gym Membership Reimbursement. Employee shall be eligible for gym membership reimbursement from the City in the amount of $25 per pay period.

6.4 Changes in Compensation and Benefits. The compensation and benefits provided to Employee pursuant to this Agreement are intended to be consistent with those provided to the City's Executive Management Benefits Schedule then in effect. Employee acknowledges that the City Council may in the future reduce the level of compensation (exclusive of Employee's base salary) or benefits provided to Department Head Employees by amendment of the Executive Management Benefits Schedule. In the event the level of compensation or benefits provided to Employee changes (whether by increase or decrease), the Parties agree that such changes shall not be deemed material or a breach of this Agreement.

6.5 City Manager Amendment Authority. Pursuant to Section 9.2 of this Agreement, the City Manager shall have the authority to agree with Employee to amend this Agreement to provide Employee benefits consistent with the benefits levels authorized by the City Council and specified for the position of Chief of Police in the Executive Management Benefits Schedule then in effect."

2. Section 9.2 "Amendment" is hereby amended to read as follows:

"9.2 Amendment. This Agreement may be amended at any time by the mutual consent of the Parties by an instrument in writing, upon approval of the City Manager."

3. Except as specifically amended herein, all other terms and conditions of the Agreement between the City and the Employee remain in full force and effect.

**IN WITNESS WHEREOF,** the parties have caused this Agreement to be signed and executed personally or on its behalf by its duly authorized representative.

EMPLOYEE

_____

Aaron Roth

CITY OF SUISUN CITY

_____

Bret Prebula, City Manager

ATTEST:

_____(Seal)

Anita Skinner, City Clerk

APPROVED AS TO FORM:

_____

Patrick Enright, City Attorney

**CITY OF SUISUN CITY**
**AMENDED AND RESTATED**
**SCHEDULE OF SALARY AND BENEFITS**
**FOR UNREPRESENTED AND**
**EXECUTIVE MANAGEMENT EMPLOYEES**

EFFECTIVE ~~August 13, 2024~~September 16, 2025
Adopted by Resolution No. 202~~4~~5-__

# Table of Contents


ARTICLE 1 INTRODUCTION ..... 5

Section 01. AFFECTED EMPLOYEES. ..... 5

Section 02. UNREPRESENTED CLASSIFICATIONS AND EMPLOYEES ..... 5

A. FIRE BATTALION CHIEF. ..... 5

B. CHIEF BUILDING OFFICIAL. ..... 5

C. CITY ENGINEER. ..... 6

Section 03. AT-WILL EMPLOYMENT STATUS. ..... 6

Section 04. FUTURE ADDITIONAL CLASSIFICATIONS. ..... 6

Section 05. EMPLOYMENT CONTRACTS FOR CERTAIN POSITIONS. ..... 6

ARTICLE 2 SALARY ..... 6

Section 01. SALARY SCHEDULE SYSTEM. ..... 6

Section 02. BASE WAGES ..... 7

A. SEPTEMBER 2025 BASE WAGE ADJUSTMENT. ..... 7

B. JANUARY 2026 BASE WAGE ADJUSTMENT. ..... 8

C. JULY 2026 BASE WAGE ADJUSTMENT. ..... 8

D. EXECUTIVE MANAGEMENT PAY BANDS. ..... 8

Section 03. LEVEL OF COMPENSATION. ..... 8

Section 04. ADVANCEMENT WITHIN THE SALARY SCHEDULE. ..... 8

Section 05. WORK SCHEDULES. ..... 9

Section 06. ALTERNATIVE WORK SCHEDULES. ..... 9

Section 07. FLSA EXEMPT STATUS. ..... 9

ARTICLE 3 OTHER COMPENSATION ..... 9

Section 01. ACTING CITY MANAGER PAY. ..... 9

Section 02. FIRE DUTY CHIEF STANDBY PAY. ..... 10

Section 03. ADVANCED EDUCATION COMPENSATION. ..... 10

Section 04. AUTOMOBILE ALLOWANCE. ..... 10

Section 05. TECHNOLOGY/CELL PHONE EQUIPMENT. ..... 10

Section 06. NOTARY PAY. ..... 11

Section 07. LONGEVITY PAY. ..... 11

Section 08. POST CERTIFICATE PAY. ..... 11

ARTICLE 4 EDUCATION REIMBURSEMENT ..... 11

ARTICLE 5 RETIREMENT BENEFITS ..... 12

Section 01. THE CALIFORNIA PUBLIC EMPLOYEES' PENSION REFORM ACT OF 2013 (PEPRA). ..... 12
Section 02. CLASSIC MISCELLANEOUS EMPLOYEE RETIREMENT BENEFITS. ..... 12
Section 03. CLASSIC SAFETY FIRE EMPLOYEE RETIREMENT BENEFITS. ..... 13
Section 04. CLASSIC SAFETY POLICE EMPLOYEE RETIREMENT BENEFITS. ..... 13
Section 05. PEPRA NEW MISCELLANEOUS EMPLOYEE RETIREMENT BENEFITS. ..... 14
Section 06. PEPRA NEW SAFETY FIRE EMPLOYEE RETIREMENT BENEFITS. ..... 14
Section 07. PEPRA NEW SAFETY POLICE EMPLOYEE RETIREMENT BENEFITS. ..... 14
Section 08. SICK LEAVE CONVERSION. ..... 14
ARTICLE 6 VACATION LEAVE ..... 14
Section 01. VACATION ACCRUAL. ..... 14
Section 02. MAXIMUM ACCUMULATION. ..... 15
Section 03. HOLIDAY DURING VACATION. ..... 15
Section 04. UTILIZATION OF VACATION LEAVE. ..... 15
Section 05. RESTORING LEAVE CAPS. ..... 16
ARTICLE 7 HOLIDAYS ..... 16
Section 01. HOLIDAY DATES. ..... 16
Section 02. HOLIDAY LEAVE BALANCE ..... 17
Section 03. RESTORING LEAVE CAPS. ..... 17
ARTICLE 8 EXECUTIVE LEAVE ..... 17
Section 01. EXECUTIVE LEAVE ACCRUAL. ..... 17
Section 02. RESTORING LEAVE CAPS. ..... 18
ARTICLE 9 ACCRUED LEAVE CASH OUT ..... 18
Section 01. ANNUAL CASH OUT OF ACCRUED LEAVE. ..... 18
Section 02. PAYMENT OF ACCRUED LEAVE AT SEPARATION. ..... 18
ARTICLE 10 SICK LEAVE AND OTHER LEAVES ..... 19
Section 01. LEAVES OF ABSENCE. ..... 19
Section 02. LEAVE OF ABSENCE DUE TO INJURY INCURRED WHILE ON DUTY. ..... 19
ARTICLE 11 MEDICAL & DENTAL INSURANCE ..... 19
Section 01. CORE FLEX PLAN. ..... 19
Section 02. FLEXIBLE BENEFIT OPTIONS. ..... 19
Section 03. RESTRICTIONS. ..... 19
ARTICLE 12 WORKERS' COMPENSATION COVERAGE ..... 20
ARTICLE 13 STATE DISABILITY INSURANCE COVERAGE ..... 20

Section 01. STATE DISABILITY INSURANCE. ..... 20
Section 02. PAYMENT OF SDI PREMIUMS. ..... 20
ARTICLE 14 LIFE INSURANCE AND DEFERRED COMPENSATION ..... 20
Section 01. LIFE INSURANCE. ..... 20
Section 02. DEFERRED COMPENSATION PLAN. ..... 20
ARTICLE 15 UNIFORMS AND UNIFORM ALLOWANCES ..... 21
ARTICLE 16 SEVERANCE ..... 21
ARTICLE 17 ELECTIONS ..... 21

**ARTICLE 1 INTRODUCTION**

**Section 01. AFFECTED EMPLOYEES.**

This Schedule of Salary and Benefits for Unrepresented and Executive Management Employees (the "Plan") shall be in force and effect for the following classifications of employees with the City of Suisun City ("City"), hereinafter referred to as the "Affected Employee(s)," and is also subject to any express employment contracts entered into and signed by the City and the Affected Employees ~~with the employment contract taking precedence over this Plan~~consistent with Article 1, Section 5 of this Plan:

City Manager
Deputy City Manager
Development Services Director
Finance Director
Fire Chief
Human Resources Administrator
Information Technology Director
Police Chief
Public Works Director / City Engineer
Recreation, Parks, & Marina Director

**Section 02. UNREPRESENTED CLASSIFICATIONS AND EMPLOYEES**

**A. FIRE BATTALION CHIEF.**

The Fire Battalion Chief classification is unrepresented and shall receive the same benefits afforded to the Fire Captains and Fire Engineers, represented by the Suisun City Professional Firefighters' Association, (SCFPA, IAFF 1186), provided under the SCPFA Memorandum of Understanding (MOU), as amended from time to time, even if expired, including uniform allowance at $1300 annually, which will be paid on the regular paychecks on a pro-rata basis, equally divided across each of the twenty-six (26) pay periods/paychecks. The Fire Battalion Chief classification is explicitly excluded from any and all provisions of ~~this~~ the Executive Management Plan that apply expressly to Affected Employees in the classifications identified in Section 1. Fire Battalion Chiefs are not at-will employees and are FLSA non-exempt. ~~Wages for the Fire Battalion Chief classification will be adjusted by -0.367% effective July 21, 2023.~~

**B. ~~Section 03.~~ CHIEF BUILDING OFFICIAL.**

The Building Official classification is unrepresented and shall receive the same benefits afforded to Senior Management and Management and Professional employees, represented by the Suisun City Management and Professional Employees' Association (SCMPEA) as provided under the SCMPEA MOU, as amended from time to time, even if expired. The Building Official classification is explicitly excluded from any and all provisions of ~~this~~ the Executive Management Plan that apply expressly to Affected Employees in the classifications identified in Section 1. ~~Wages for the Building Official classification will be adjusted by 10.174% effective July 21, 2023~~.

**C. CITY ENGINEER.**

The City Engineer classification is unrepresented and shall receive the same benefits afforded to Senior Management and Management and Professional employees, represented by the Suisun City Management and Professional Employees' Association (SCMPEA) as provided under the SCMPEA MOU, as amended from time to time, even if expired. The City Engineer classification is explicitly excluded from any and all provisions of ~~this~~ the Executive Management Plan that apply expressly to Affected Employees in the classifications identified in Section 1. Wages for the City Engineer classification will be adjusted by 8.4% effective September 26, 2025.

**Section 0~~4~~3. AT-WILL EMPLOYMENT STATUS.**

All Affected Employees, are deemed to be "at-will" employees serving solely at the pleasure of the City Manager and are subject to dismissal without notice and without cause whatsoever; and without any right of due process hearing, including any so-called "Skelly" pre-disciplinary notice and response or post-termination appeal hearing. Cause shall be defined as malfeasance, misfeasance, misconduct, unethical conduct, illegal conduct, insubordination or any other conduct that the City Council, in its sole discretion, deems to reflect poorly on the City, its employees, or its services. In the event of such voluntary or involuntary termination, the sole and entire right of any Affected Employee shall be to receive compensation, if any, which vested prior to the date of the termination. This provision does not waive any public safety statutory rights afforded to the Police Chief and/or Fire Chief.

**Section 0~~5~~4. FUTURE ADDITIONAL CLASSIFICATIONS.**

This Plan shall include future additional classifications determined under applicable City Resolution to be "at-will" under the category of ~~within the categories of Unrepresented or~~ Executive Management.

**Section 05. EMPLOYMENT CONTRACTS FOR CERTAIN POSITIONS.**

The provisions of this Executive Management Plan shall apply to all affected employees listed in Section 1 of this Resolution. Notwithstanding the foregoing, the City Manager, Police Chief, and Fire Chief may also enter into individual employment agreements with the City that may augment, modify, or supplement the compensation and benefits provided to Executive Management employees under this Plan. In the event of any conflict between the terms of an individual employment agreement and the provisions of this Plan, the terms of the individual employment agreement shall govern for that employee, depending on the effective date of the provisions in question.

**ARTICLE 2 SALARY**

**Section 01. SALARY SCHEDULE SYSTEM.**

The City maintains a separate City-wide Salary Resolution, for all City employees, including Affected Employees who are now employed, or will in the future be employed, in any of the designated positions of employment set forth in Article I, Section 01 above. The compensation of all Affected Employees shall be determined on a merit basis and Affected Employees will be paid in accordance with the range of pay identified by position in the separate salary schedule resolution or by written contract signed by the City and the Affected Employee.

**Section 02.** **BASE WAGES ~~INCRASES~~**

~~**C. EFFECTIVE MAY 12, 2023.**~~

~~Effective May 12, 2023, base hourly wages will be adjusted as follows:~~

1. ~~Miscellaneous. Base hourly wage increases of two dollars ($2.00) per hour to the wage range for all unrepresented miscellaneous job classes.~~

2. ~~Police and Fire. Base hourly wage increases of six dollars ($6.00) per hour to the wage range for all unrepresented safety job classes.~~

~~**D. EFFECTIVE JULY 21, 2023.**~~

~~Effective July 21, 2023, base hourly wages will be adjusted as follows:~~

| ~~Job Class~~ | ~~Approximate Wage Adjustment~~ |
|---|---|
| ~~Development Services Director~~ | ~~10.124%~~ |
| ~~Finance Director~~ | ~~10.124%~~ |
| ~~Fire Chief~~ | ~~0.234%~~ |
| ~~Human Resources Administrator~~ | ~~23.832%~~ |
| ~~Police Chief~~ | ~~16.746%~~ |
| ~~Public Works Director / City Engineer~~ | ~~18.724%~~ |
| ~~Recreation, Parks, & Marina Director~~ | ~~10.124%~~ |

~~**E. FINANCE DIRECTOR BASE WAGE ADJUSTMENT.**~~

~~Effective February 16, 2024, the base hourly wage for the Finance Director will be increased by 4%.~~

~~**F. DEVELOPMENT SERVICES DIRECTOR, RECREATION, PARKS, & MARINA DIRECTOR, HUMAN RESOURCES ADMINISTRATOR BASE WAGE ADJUSTMENT.**~~

~~Effective August 16, 2024, the base hourly wage for the Development Services Director, the Recreation, Parks, & Marina Director, and the Human Resources Administrator will be increased by 4%.~~

**A. SEPTEMBER 2025 BASE WAGE ADJUSTMENT.**

Effective September 26, 2025, base hourly wages will be adjusted for implementation on the first pay date in October 2025. Benchmark classifications and the affected classifications internally aligned to those benchmark classifications shall be increased to 90% of the market median as follows:

| **Salary Band** | **% Adjustment** |
|---|---|
| Tier 1 | 2.6% |
| Tier 2 | 10.1% |
| Tier 3 | 2.9% |
| Tier 4 | 0 |

| | |
|---|---|
| City Manager | 2.9% |
| Human Resources Administrator | 12.9% |

The base wage adjustment to the Human Resources Administrator to reach 90% of market median aligns the salary for this classification with the Tier 1 Executive Management Pay Band.

**B. JANUARY 2026 BASE WAGE ADJUSTMENT.**

Effective the first full pay period in January of 2026, the base wage rates set forth in the Citywide Salary Schedule shall be increased by a two- and one-half percent (2.5%) COLA.

**C. JULY 2026 BASE WAGE ADJUSTMENT.**

Effective the first full pay period in July of 2026, the base wage rates set forth in the Citywide Salary Schedule shall be increased by a two- and one-half percent (2.5%) COLA.

**D. EXECUTIVE MANAGEMENT PAY BANDS.**

Pay bands have historically been established for Executive Management positions to ensure internal equity, external competitiveness, and fiscal responsibility. Pay bands are a structured approach to executive compensation that provides consistency and transparency in how salaries are set across executive classifications; allow flexibility to recognize differences in scope of responsibility, complexity, and organizational impact; and support recruitment and retention of highly qualified executive-level employees. Executive Management positions are grouped into tiers based on their relative responsibilities, organizational impact, and reporting relationships. The tiers are as follows:

| | |
|---|---|
| Tier 1 | Development Services Director, Finance Director, Human Resources Administrator, IT Director, Recreation, Parks and Marina Director |
| Tier 2 | Fire Chief, Public Works Director/City Engineer |
| Tier 3 | Police Chief |
| Tier 4 | Deputy City Manager |
| City Manager | Salary established by employment contract and City Council resolution |

**Section 03. LEVEL OF COMPENSATION.**

The compensation of all Affected Employees shall be determined on a merit basis, and said employees shall initially be placed, at time of appointment by the City Manager, at a pay step within the applicable pay ranges as established in the City's salary resolution.

**Section 04. ADVANCEMENT WITHIN THE SALARY SCHEDULE.**

Affected Employees shall be considered for advancement within the steps of the City's Salary Schedule resolution at the discretion of the City Manager. The City Manager shall evaluate all Employees on an annual basis as determined by the initial hire date. If it is determined that an Employee is eligible for an advancement, the effective date of the advancement shall be the first

payroll period following the City Manager's approval unless otherwise specified by the City Manager. Advancements within the salary range may be granted, based on merit, if an Employee demonstrates exceptional ability and proficiency in the performance of the employee's duties as determined by the City Manager.

**Section 05.** **WORK SCHEDULES.**
The traditional work schedule is a 40.0-hour workweek consisting of five (5) consecutive eight (8) hour days in a seven (7)-day period (hereinafter "5/40"), beginning at 12:00 am on Friday through 11:59 pm on the following Thursday. All other work schedules shall be considered Alternative Work Schedules.

**Section 06.** **ALTERNATIVE WORK SCHEDULES.**
Nine (9) workdays totaling eighty (80) hours during a fourteen (14)-day period beginning at 12:00 am on Friday through 11:59 pm on the following Thursday (hereinafter "9/80"), or any other configuration approved by the City Manager.

**Section 07.** **FLSA EXEMPT STATUS.**
The City designates the Affected Employees as exempt from overtime for purposes of the Fair Labor Standards Act ("FLSA"). The City shall comply with all applicable state and federal standards, regulations and laws relative to its designations of these employees as exempt for FLSA purposes.

**ARTICLE 3** **OTHER COMPENSATION**

**Section 01.** **ACTING CITY MANAGER PAY.**
If assigned as Acting City Manager for a duration that exceeds seven (7) business days, the Affected Employee shall receive Acting Pay of ten percent (10%) of base pay, effective the first day of the assignment. This compensation ~~is~~ may be non-pensionable ~~compensation~~as determined by CalPERS.

~~**Section 02.** **DEPUTY CITY MANAGER ASSIGNMENT & PAY.**~~
~~This is a two (2) year pilot program which can be paused or eliminated by City Council at any time. The City Manager, with the concurrence of the City Council in closed session consistent with current Department Head appointment procedures, may assign at their discretion a designee who is covered by the City's Resolution governing Unrepresented and Executive Management Employees, to serve as Deputy City Manager over non-public safety services. Assignees will have up to a two (2) year assignment that can be revoked by the City Manager, with the concurrence of City Council in closed session, at any time. The assignment ending date must be specified upon the assignment and may be extended for longer than two (2) years only if the pilot program is also extended. Assignees will be required to continue to maintain a high level of job performance in their existing position and have capacity to take on this additional assignment. The pilot program shall be reviewed by City Council every six (6) months. If assigned as Deputy City Manager for a duration that exceeds seven (7) business days, the assigned employee shall receive Acting Pay of fifteen percent (15%) of base pay, which shall not be pensionable compensation.~~

**Section 0~~3~~2.** **FIRE DUTY CHIEF STANDBY PAY.**

Due to the City's inability to afford full-time staff to serve as a Fire Duty Chief for each shift, the Fire Chief may be assigned to serve as Fire Duty Chief on a standby basis in addition to regular hours worked, typically overnight and on regularly scheduled days off. The Fire Chief when assigned to serve as Duty Chief shall receive additional non-pensionable Fire Duty Chief Standby Pay per assigned shift as follows: $200 per weekday evening shift (5:01 p.m. to 8:29 a.m.), $200 per weekend day shift (8:30 a.m. to 8:29 p.m.), and $200 per weekend evening shift (8:30 p.m. to 8:29 a.m.); this additional pay will be limited to no more than fifteen (15) shifts per month. If operationally necessary, the City Manager may authorize additional shifts that must be requested and approved in writing. It is expected that such assignment would be made on monthly basis taking the form of a rotation between participants to reduce the burden on any single individual and to distribute evenly the assignment to the maximum extent possible. Employees must be scheduled for Fire Duty Chief Standby in such a manner as to ensure at least one-consecutive day off (e.g., no regular or standby work assignment) each week of a month to the maximum extent possible. The Fire Chief shall have the sole ability to schedule one Fire Duty Chief per shift based on staffing, budget, and operational discretion as they see fit, but shall not assign themself any greater participation than assigned to any single Fire Division Chief to the maximum extent possible and/or mutually agreed upon allotment between the Chief Officers.

**Section 0~~4~~3.** **ADVANCED EDUCATION COMPENSATION.**

Affected Employees that have an advanced degree (master's degree, doctorate, etc.) or professional license or certification that complements their job duties and descriptions or provides benefit to the City, and exceeds the job description or classification specification requirement, will be given a base salary compensation adjustment of three (3%) percent. This incentive is limited to a maximum of three (3%) percent regardless of the number of degrees or professional licenses or certifications exceeding the job requirement. An advanced degree required for the position is not eligible for the incentive. This compensation must be approved by the City Manager.

**Section 0~~5~~4.** **AUTOMOBILE ALLOWANCE.**

Affected Employees shall receive four hundred dollars ($400.00) per month in automobile allowance or a take home City vehicle, as determined by the City Manager. All uses of City vehicles shall be per the City vehicle use policy.

**Section 0~~6~~5.** **TECHNOLOGY/CELL PHONE EQUIPMENT.**

Subject to the written approval of the City Manager, the City shall provide Affected Employees with a City purchased and maintained cell phone, tablet, lap-top, personal computer, printer, remote access from home computer and all other related technology needed to successfully undertake their position, provided such equipment is available for use and/or has been budgeted for.

~~**Section 07.** **CONFIDENTIAL EMPLOYEE PROGRAM TERMINATION.**~~

~~Currently, the Recreation, Parks, and Marina Director, hired prior to July 30, 2019, receives a 3% Confidential Pay Differential which is added to the employee's base pay. No other Executive Management classifications are eligible for this pay and the Confidential Pay Program will end with the departure of the current incumbent Recreation, Parks, and Marina Director.~~

**Section 0~~8~~6.** **NOTARY PAY.**
Any employee that possesses an official Notary Commission and is required to perform these duties in addition to their normal job duties shall be afforded a monthly $50 allowance, approved by the City Manager. The City will provide the cost of training, certification, recertification, bond, insurance and recording with the County Recorder of the Notary Commission for any employees required to obtain and maintain an official Notary Commission.

**Section 0~~9~~7.** **LONGEVITY PAY.**
Upon the completion of five (5) years of continuous full-time City service, Affected Employees shall receive an amount equal to three percent (3%) of current base salary. Affected Employees who complete ten (10) years of continuous full-time City service shall receive an additional three percent (3%) of current base salary (for a total of six percent (6%)).

In addition to eligibility for the longevity pay described in the paragraph above, Affected Employees who have completed fifteen (15) years of service as a sworn law enforcement officer, shall receive an additional three percent (3%) of current base salary (eligible for up to nine percent (9%) total longevity pay).

**Section ~~10~~08.** **POST ~~EXECUTIVE MANAGEMENT~~ CERTIFICATE PAY.**
Consistent with the POST Certificate Pay provided to all City sworn law enforcement employees, any Affected Employee~~s that possess~~ who holds- a POST ~~Executive Management~~ Certificat~~e~~ion above the minimum required for their position, shall receive ~~an amount equal to five percent (5%) of current base salary~~ additional compensation equal to five percent (5%) of their current base salary.

**ARTICLE 4** **EDUCATION REIMBURSEMENT**

**Section 01.** **LIMITATIONS ON EDUCATION REIMBURSEMENT**.
Upon approval of the City Manager, the City shall reimburse Affected Employees' costs for further education such as tuition, registration fees, and books, subject to the limits set forth in this Article. Other fees such as mileage, activity cards and other optional fees and lab fees shall not be reimbursed. The following rules shall apply for education reimbursement:

A. Courses, degrees and certifications must relate to the Employee's position or be directly related to the employee's potential professional development with the City.
B. Pre-approval by the City Manager is required in advance of registering any the course of instruction.

C. Course work taken only at institutions accredited by nationally recognized accrediting agencies that the federal Secretary of Education has determined to be reliable authorities as to the quality of such education or training offered shall be considered for reimbursement. Correspondence courses shall not be eligible. Reimbursement for course work taken at a non-accredited institution shall be subject to the sole discretion of the City Manager.

D. Employees shall only receive education reimbursement if they satisfactorily complete the approved course with a "pass" or grade of "C" or better.

E. In the event an Employee receives assistance under federal or state government legislation or other student aid program for education charges for an approved course, only the difference, if any, between such assistance and the education charges an employee actually incurs, shall be eligible for reimbursement under this program.

F. Upon completion of each course, an Employee shall be responsible for reporting grades received to the Personnel Department for recording purposes and for supplying a copy of the grade receipt for the employee's personnel file.

**Section 02.** Reimbursement for books and registration fees shall be paid upon proof of payment by the Employee. Tuition costs shall be reimbursed following completion of the course and submittal of proof for the successful completion of the course as required by this Article. If the City requires the employee to withdraw from the course, the City shall reimburse the employee for the full cost of tuition. All payments shall be made as part of the regular City warrant.

**Section 03.** Failure on the part of an Employee to provide any information required to determine eligibility for reimbursement, or providing false information for reimbursement requests, shall result in the employee being ineligible for any future tuition reimbursements, and may result in disciplinary action up to and including termination of employment.

**Section 04.** In no case shall the total amount of education reimbursement for individual courses provided to an Employee in a given fiscal year exceed one thousand ~~five~~ eight hundred dollars ($1,~~5~~800.00). If an Employee leaves City service within two (2) years of receiving education reimbursement, the Employee must reimburse the City an amount equal to half of the total education reimbursement paid by the City, which may be withheld from the Employee's final paycheck per agreement by the Employee.

**ARTICLE 5 RETIREMENT BENEFITS**

**Section 01. THE CALIFORNIA PUBLIC EMPLOYEES' PENSION REFORM ACT OF 2013 (PEPRA).**
PEPRA took effect January 1, 2013. PEPRA outlines the definition of Classic and New Members and specifies requirements specific to these classes of members. Eligibility as a Classic or New Member is also governed by the Public Employees' Retirement Law (PERL), and eligibility determinations are made solely by California Public Employees' Retirement System (CalPERS).

**Section 02. CLASSIC MISCELLANEOUS EMPLOYEE RETIREMENT BENEFITS.**
Except as otherwise provided in this Article, the City provides the two (2%) percent at fifty-five (55) CalPERS Retirement Plan, with One (1)-Year Final Compensation, including the 1959 Survivor's Benefit

Level three (3), for Classic Miscellaneous Employees. The City shall pay the Employer's contribution. The employee shall pay the Employee's contribution as established by CalPERS. ~~As soon as practicable and approved by CalPERS~~Effective October 1, 2021, all Affected Miscellaneous Employees ~~will~~ received an increase to their base hourly rate of seven-point-five (7.5%) percent in exchange for Classic Miscellaneous employees paying the full employee contribution along with employees governed by PEPRA. As soon as practicable after CalPERS approval, the City shall pay 100% of the Classic Miscellaneous Employee contribution in exchange for Classic Miscellaneous employees paying 7% Cost-Share of the employer's contribution. The Employer Paid Member Contributions (EPMC) will be reported as "Special Compensation". If permitted under Internal Revenue Code Section 414(h)(2), employee contributions required by and paid by the Employee shall be deducted from each Employee's gross pay on a pre-tax basis.

**Section 03. CLASSIC SAFETY FIRE EMPLOYEE RETIREMENT BENEFITS.**

Except as otherwise provided in this Article, the City provides the two (2%) percent at fifty-five (55) CalPERS Retirement Plan, with One (1)-Year Final Compensation, including the 1959 Survivor's Benefit Level three (3), for Classic Safety Fire Employees. The City shall pay the Employer's contribution. The employee shall pay the Employee's contribution as established by CalPERS. ~~As soon as practicable and approved by CalPERS~~Effective October 1, 2021, all Affected Fire Safety ~~Affected~~ Employees ~~will~~ received an increase to their base hourly rate of seven-point-five (7.5%) percent in exchange for the Classic Safety Fire employees paying the full employee contribution along with employees governed by PEPRA. As soon as practicable after CalPERS approval, the City shall pay 100% of the Classic Fire Safety Employee contribution in exchange for Classic Fire Safety employees paying 7% Cost-Share of the employer's contribution. The Employer Paid Member Contributions (EPMC) will be reported as "Special Compensation". If permitted under Internal Revenue Code Section 414(h)(2), employee contributions required by and paid by the Employee shall be deducted from each Employee's gross pay on a pre-tax basis.

**Section 04. CLASSIC SAFETY POLICE EMPLOYEE RETIREMENT BENEFITS.**

Except as otherwise provided in this Article, the City provides the CalPERS three (3%) percent at fifty (50) Retirement Plan, with One (1)-Year Final Compensation and Credit for Unused Sick Leave Government Code Sections 20042 and 20965 respectively, for Classic Safety Police Employees. The Credit for Unused Sick Leave will be reduced by the number of hours converted to cash pursuant to Section 5 of Article IX. The following provisions apply to Affected Employees receiving Safety Police benefits:

A. The City shall continue to provide Level four (4), Survivor Benefits through CalPERS.

B. The City shall pay the Employer's contribution. The employee shall pay the Employee's contribution as established by CalPERS.

C. Consistent with Internal Revenue Code Section 414(h)(2), that portion of the Affected Employee's contribution paid by the Employee shall be deducted from each Employee's gross pay on a pre-tax basis.

D. ~~As soon as practicable and approved by CalPERS~~Effective October 1, 2021, all Affected Safety Police ~~Affected~~ Employees ~~will~~ received an increase to their base hourly rate of five-point-five

(5.5%) percent in exchange for the Classic Safety Police Employees paying the full employee contribution along with employees governed by PEPRA.

E. As soon as practicable after CalPERS approval, the City shall pay 100% of the Classic Police Safety Employee contribution in exchange for Classic Police Safety employees paying 9% Cost-Share of the employer's contribution. The Employer Paid Member Contributions (EPMC) will be reported as "Special Compensation". If permitted under Internal Revenue Code Section 414(h)(2), employee contributions required by and paid by the Employee shall be deducted from each Employee's gross pay on a pre-tax basis.

**Section 05. PEPRA NEW MISCELLANEOUS EMPLOYEE RETIREMENT BENEFITS.**

The City provides the two (2%) percent at sixty-two (62) CalPERS Plan for New Member Miscellaneous Employees. The City shall pay the Employer's contribution as established by CalPERS. The Employee shall pay the Employee's contribution as established by CalPERS. Pursuant to PEPRA, no Employer Paid Member Contribution (EPMC) is available for New Members. Should any provision in this Article be determined to be in conflict with PEPRA, the provisions of PEPRA shall take precedence.

**Section 06. PEPRA NEW SAFETY FIRE EMPLOYEE RETIREMENT BENEFITS.**

The City provides the two (2%) percent at fifty-seven (57) CalPERS PEPRA Plan for New Member Safety Fire Employees. The City shall pay the Employer's contribution as established by CalPERS. The Employee shall pay the Employee's contribution as established by CalPERS. Pursuant to PEPRA, no EPMC is available for New Members. Should any provision in this Article be determined to be in conflict with PEPRA, the provisions of PEPRA shall take precedence.

**Section 07. PEPRA NEW SAFETY POLICE EMPLOYEE RETIREMENT BENEFITS.**

The City provides the two-point-seven (2.7%) percent at fifty-seven (57) CalPERS Plan for PEPRA New Member Safety Police Employees. The City shall pay the Employer's contribution as established by CalPERS. The Employee shall pay the Employee's contribution as established by CalPERS. Pursuant to PEPRA, no EPMC is available for New Members. Should any provision in this Article be determined to be in conflict with PEPRA, the provisions of PEPRA shall take precedence.

**Section 08. SICK LEAVE CONVERSION.**

The City provides Credit for Unused Sick Leave pursuant to Government Code Section 20965.

## ARTICLE 6 VACATION LEAVE

**Section 01. VACATION ACCRUAL.**

Affected Employee accumulation of Vacation Leave shall commence effective with the date of hire, according to the following schedule, prorated on a pay period basis (annual total divided by 26 bi-weekly pay periods to two decimal places of accuracy):

A. For the first five (5) years of service. Employees shall earn and be credited with Vacation Leave at the rate of one hundred and twenty (120) hours per year.

B. Commencing with the Sixth (6th) Year. Employees shall earn and be credited with Vacation Leave at the rate of one hundred and sixty (160) hours per year.

C. Commencing with the Eleventh (11th) Year. Employees shall earn and be credited with Vacation Leave at the rate of two hundred (200) hours per year ~~after fifteen (15) years of service~~.

**Section 02. MAXIMUM ACCUMULATION.**

Affected Employees ~~with fifteen (15) or fewer years of service with the City may accumulate up to a maximum of two hundred eighty (280) hours of Vacation Leave. Employees with over fifteen (15) years of service with the City~~ may accumulate up to a maximum of three hundred twenty (320) hours of Vacation Leave.

Under exceptional circumstances, such as heavy workloads or staffing shortages, the City Manager may authorize the accumulation of additional Vacation Leave. If an Employee is at the limit, they must request to take Vacation Leave off. If a written request to do so is disapproved, the limit may be increased by the City Manager. Failure to request time off will result in ceasing the accrual of Vacation Leave upon reaching maximum accumulation and continuing until the balance is reduced by forty (40) hours.

**Section 03. HOLIDAY DURING VACATION.**

An Employee is not charged Vacation Leave for a Holiday occurring during their Vacation Leave.

**Section 04. UTILIZATION OF VACATION LEAVE.**

Utilization of Vacation Leave shall be scheduled through the City Manager, who shall, in their sole discretion, determine when and whether to permit such leave. In making a determination when and whether to permit utilization of Vacation Leave, the City Manager may consider such factors as the preferences of the Employee, the availability of staff to assume the duties of the employee, the impact of the leave on overall City service or pending projects, and the overall staffing and other needs of the City.

~~**Section 05. CONVERSION OF UNUSED VACATION LEAVE TO CASH.**~~

~~Affected Employees are allowed to cash-out of a maximum of forty (40) hours in January of each year as long as there remains a minimum of eight (8) hours in employee's vacation leave after cash-out. The Finance Department will send out a request form, in November of the preceding year, that includes written verification of each employee's current Vacation Leave balance. To be entitled to cash-out Vacation Leave, Employees must make an irrevocable request for the upcoming calendar year to cash-out Vacation Leave by filling out and signing the form provided by the Finance Department. The form must be submitted to the Finance Department by the date provided on the form and in no event later than December 31st of each year for cash-out in January of the following year. Moreover, no request for conversion shall be granted unless first approved by the City Manager.~~

~~**Section 06. VACATION LEAVE PAYMENT AT SEPARATION.**~~

~~Affected Employees who voluntarily or involuntarily separate from employment with the City shall be paid in a lump sum for all accrued Vacation Leave earned to the effective date of the separation, up to the maximum prescribed in this Article. Payment shall be at the same hourly rate of pay as was authorized for the Employee at the effective date of termination.~~

**Section 0~~7~~5. RESTORING LEAVE CAPS.**

Leave caps shall be restored for all Affected Employees effective July 1, 2024. In order to effectuate this intent, the City will buy down any excess accrued leave to the original authorized accrued leave cap effective the last full payroll period in June 2023. Employees will then have one (1) year, until July 1, 2024, to maintain and/or reduce their leave accruals below the contractual leave caps at which time employees will no longer be allowed to exceed the leave caps. Those who are still over the cap on or after July 1, 2024, shall not accrue any more leave time until they bring their accrual balance below the leave caps and shall not be allowed to accrue over the cap from thereon. The City understands that after buying down the excess accrued leave to the leave caps, that it is likely in the first few payroll periods following that event that employees will exceed he caps again, so the City is providing the one (1) year period to give employees time to sufficiently reduce their leave accruals to avoid future loss of accruals when the hard cap is imposed.

**ARTICLE 7 HOLIDAYS**

**Section 01. HOLIDAY DATES.**

All Affected Employees shall have the same legal holidays and the same schedule of holidays as are afforded mid-management employees, either by City's past practice or as presently listed in the current memorandum of understanding governing those employees.

The following are recognized as Holidays:
The first day of January, New Year's Day.
The third Monday in January, Martin Luther King's Birthday.
The third Monday in February, President's Day.
The last Monday in May, Memorial Day.
The nineteenth day of June, Juneteenth.
The fourth day of July, Independence Day.
The first Monday in September, Labor Day.
The second Monday in October, Indigenous People's Day (Columbus Day).
The eleventh day of November, Veteran's Day.
The fourth Thursday in November, Thanksgiving Day.
The fourth Friday in November, the day after Thanksgiving Day.
The twenty-fifth day of December, Christmas Day.
One floating Holiday shall be posted on the first pay period in July and one floating Holiday on the first pay period in January to the Holiday Leave balance.
Any date proclaimed by the Mayor of Suisun City as a Holiday.

Holidays proclaimed by the President of the United States or the Governor of the State of California shall be subject to review and are not automatically provided to Affected Employees.

**Section 02.** **HOLIDAY LEAVE BALANCE**.

Holiday Leave shall be accumulated separately from Vacation Leave. Holiday Leave may be used for paid leave purposes (essentially in the same manner as Vacation Leave). In order to encourage Affected Employees to take advantage of their Holiday Leave, a maximum of one hundred (100) hours is allowed to accrue in Holiday Leave balance. ~~Employees may not cash-out Holiday Leave except upon leaving City service.~~ If an Employee is at the accrual limit, they must request to take Holiday Leave off. If a written request to do so is disapproved, then the accrual limit shall be increased by the City Manager. Failure to request time off would result in ceasing the accrual of Holiday Leave upon reaching maximum accumulation and continuing until the balance is reduced by 20 hours.

**Section 03.** **RESTORING LEAVE CAPS.**

Leave caps shall be restored for all Affected Employees effective July 1, 2024. In order to effectuate this intent, the City will buy down any excess accrued leave to the original authorized accrued leave cap effective the last full payroll period in June 2023. Employees will then have one (1) year, until July 1, 2024, to maintain and/or reduce their leave accruals below the contractual leave caps at which time employees will no longer be allowed to exceed the leave caps. Those who are still over the cap on or after July 1, 2024, shall not accrue any more leave time until they bring their accrual balance below the leave caps and shall not be allowed to accrue over the cap from thereon. The City understands that after buying down the excess accrued leave to the leave caps, that it is likely in the first few payroll periods following that event that employees will exceed he caps again, so the City is providing the one (1) year period to give employees time to sufficiently reduce their leave accruals to avoid future loss of accruals when the hard cap is imposed.

**ARTICLE 8** **EXECUTIVE LEAVE**

**Section 01.** **EXECUTIVE LEAVE ACCRUAL.**

Affected Employees shall be granted one hundred twenty (120) hours of Executive Leave with pay each fiscal year (July 1 to June 30). Sixty (60) hours of Executive Leave will be allocated on a semi-annual basis on the following dates: January 1st and July 1st. Employees hired during the fiscal year period shall have Executive Leave credited as a pro-rated amount pursuant to AD 7, Section 8.5. Affected Employees may accumulate up to a maximum of one hundred sixty (160) hours of Executive Leave, wherein upon reaching maximum accumulation such accrual shall cease until the balance falls below the establish maximum accumulation.

~~**Section 02.** **EXECUTIVE LEAVE CASH-OUT.**~~

~~Affected Employees are allowed to request cash-out of a maximum of forty (40) hours in January of each year. The Finance Department will send out a request form, in November of the preceding year,~~

~~that includes written verification of each Employee's current Executive Leave balance. To be entitled to cash-out Executive Leave, Employees must make an irrevocable request for the upcoming calendar year to cash-out Executive Leave by filling out and signing the form provided by the Finance Department. The form must be submitted to the Finance Department by the date provided on the form, and in no event later than December 31st of each year for cash-out in January of the following year. Moreover, no request for cash-out shall be granted unless first approved by the City Manager. City Manager may consider cash-out of additional unused leave accruals in extreme or emergency situations, but only following the same request procedure.~~

**Section 0~~3~~2. RESTORING LEAVE CAPS.**

Leave caps shall be restored for all Affected Employees effective July 1, 2024. In order to effectuate this intent, the City will buy down any excess accrued leave to the original authorized accrued leave cap effective the last full payroll period in June 2023. Employees will then have one (1) year, until July 1, 2024, to maintain and/or reduce their leave accruals below the contractual leave caps at which time employees will no longer be allowed to exceed the leave caps. Those who are still over the cap on or after July 1, 2024, shall not accrue any more leave time until they bring their accrual balance below the leave caps and shall not be allowed to accrue over the cap from thereon. The City understands that after buying down the excess accrued leave to the leave caps, that it is likely in the first few payroll periods following that event that employees will exceed he caps again, so the City is providing the one (1) year period to give employees time to sufficiently reduce their leave accruals to avoid future loss of accruals when the hard cap is imposed.

## ARTICLE 9 ACCRUED LEAVE CASH OUT

**Section 01. ANNUAL CASH OUT OF ACCRUED LEAVE.**

Affected Employees are allowed to cash-out a maximum of one hundred and forty (140) hours of accrued leave in December of each year as long as there remains a minimum of forty (40) hours in employee's combined accrued leave balances after cash-out. Annual Accrued Leave cash out is limited to the amount of time accrued in the calendar year of the cash out. The Finance Department will send out a request form, in November of the preceding year, that includes written verification of each employee's current Accrued Leave balances. To be entitled to cash-out Accrued Leave, Employees must make an irrevocable request for the upcoming calendar year to cash-out Accrued Leave by filling out and signing the form provided by the Finance Department. The form must be submitted to the Finance Department by the date provided on the form and in no event later than December 31st of each year for cash-out in December of the following year. With the exception of the December cash-out, Employees may not cash out Accrued Leave except upon leaving City Service. For the calendar year 2025 only, elections will be made for cash out in 1) January 2026 and 2) December 2026.

**Section 02. PAYMENT OF ACCRUED LEAVE AT SEPARATION.**

Affected Employees who voluntarily or involuntarily separate from employment with the City shall be paid in a lump sum for all accrued Vacation, Holiday and Executive Leave earned up to the effective date of the separation. Payment shall be at the same hourly rate of pay as was authorized for the Employee at the effective date of termination.

**ARTICLE ~~9~~10 SICK LEAVE AND OTHER LEAVES**

**Section 01. LEAVES OF ABSENCE.**

Rules regarding Sick Leave and other leaves of absence, including but not limited to, Family or Medical Leave, Pregnancy Disability Leave, Bereavement Leave, Catastrophic Leave Sharing Program, Jury Duty Leave and Military Leave, are set forth in Chapter 10 the Personnel Rules.

**Section 0~~3~~2. LEAVE OF ABSENCE DUE TO INJURY INCURRED WHILE ON DUTY.**

A. The City shall comply with applicable federal and state laws governing work-related injuries, leaves and compensation.

B. Employees shall bring health and/or safety problems in the workplace to the attention of their supervisor as soon as possible.

C. The City shall coordinate accrued Sick Leave with Workers' Compensation benefits.

D. Employees who have exhausted their Sick Leave balances may use accrued Vacation Leave, Executive Leave, and/or Holiday Leave consistent with the provisions of Personnel Rules Subsection 10.3.1. Upon expiration of all paid leave time, an Employee shall be entitled to receive compensation only from the City's Workers' Compensation third-party administrator.

**ARTICLE ~~10~~11 MEDICAL & DENTAL INSURANCE**

**Section 01. CORE FLEX PLAN.**

The City will contribute a Core Flex Plan amount equivalent to the Kaiser Permanente Region 1 Premium for Employee, Employee plus one, and Employee plus Family toward the monthly premium cost.

Should the health plan premium cost, selected by the employee, be less than the Kaiser Permanente Region 1 premium, the City shall pay no more that the full cost of the Kaiser Permanente rate, with the difference between the cost of the selected health plan premium, and the maximum provided by the city eligible to be applied toward the cost of vision and dental premiums.

**Section 02. FLEXIBLE BENEFIT OPTIONS.**

The City shall provide $500.00 per month (employee only) and $700.00 per month (employee plus one or more dependents) as a Flexible Benefit Credit that may be used in lieu of the Core Flex Plan enrollment per Section 1 of this Article. The Flexible Benefit Credit may be divided among Dental and Vision Premiums, Flexible Spending Accounts, and Taxable Cash Option. Affected Employees choosing the Flexible Benefit Options must establish eligibility by providing verification of enrollment in a group health plan and must reestablish eligibility annually for continued enrollment in the Flexible Benefit Options during each Open Enrollment Period established by the City.

**Section 03. RESTRICTIONS.**

Affected Employees may either enroll in the Core Flex Plan or be entitled to the Flexible Benefit Options as described in Section 2 of this Article, but may not participate in both, with the exception of the Voluntary Pre-Tax Payroll Deduction Flexible Spending Account or enrollment in a Dental and/or Vision Plan.

**Section 04.** **MEDICAL INSURANCE BENEFITS AFTER DEATH IN THE LINE OF DUTY**.
Should the Police Chief or Fire Chief lose their life in the line of duty, the City shall continue to pay medical insurance payments as outlined above for the Employee's immediate dependent family. Said payments will continue for a period of up to two (2) years, provided the City's medical insurance plan allows for such continued participation. The surviving dependent family member(s) may remain on the City's medical plan at the City's cost after the two (2) years has elapsed, provided that the medical plan allows for such continued participation.

**Section 05**. **SICK LEAVE CONVERSION TO FUND MEDICAL PREMIUMS.**
Upon normal retirement from the City, Affected Employees may convert twenty-five (25) percent of their Sick Leave balance to a cash equivalent and use it to fund medical premiums. This conversion will be deducted from the amount reported for CalPERS credit in Article IV.

**ARTICLE ~~11~~12** **WORKERS' COMPENSATION COVERAGE**

**Section 01.** The City shall provide Workers' Compensation Insurance coverage (hereinafter "Workers' Comp") for all Affected Employees through its self-insured program.

**ARTICLE ~~12~~13** **STATE DISABILITY INSURANCE COVERAGE**

**Section 01.** **STATE DISABILITY INSURANCE.**
The City shall participate in the State Disability Insurance Program (hereinafter "SDI").

**Section 02.** **PAYMENT OF SDI PREMIUMS.**
SDI premiums shall be paid in full by the City on behalf of all participating Affected Employees.

**ARTICLE ~~13~~14** **LIFE INSURANCE AND DEFERRED COMPENSATION**

**Section 01.** **LIFE INSURANCE.**
The City shall provide a $200,000 term and accidental death and dismemberment insurance policy for each Employee. The face value of the policy will begin reducing at age 65, per the policy's schedule of benefits.

**Section 02**. **DEFERRED COMPENSATION PLAN.**
The City shall provide a Deferred Compensation Plan as an optional benefit to Employees. The City will match the Employee contribution up to four percent ~~3.5%~~(4%) per pay period. The City's match will be contributed to participating Employees on a per pay-period basis.

**ARTICLE ~~14~~15 UNIFORMS AND UNIFORM ALLOWANCES**

The City shall annually pay Affected Employees required to wear uniforms in the performance of their duties a Uniform Allowance as follows:

| | |
|---|---|
| Police Chief: | $1,300 annually |
| Fire Chief: | $1,300 annually |

Uniform allowance will be paid on the regular paychecks on a pro-rata basis, equally divided across each of the twenty-six (26) pay periods/paychecks.

**ARTICLE ~~15~~16 SEVERANCE**

The City shall provide a Non-Public Safety Affected Employee who is at-will and who is terminated for any reason, other than For Cause, an amount equivalent to three (3) months of pay at the employee's then-current rate of pay plus an amount equivalent to three (3) months of COBRA insurance coverage (combined "Severance"), in consideration for and contingent upon the employee's execution of a general release agreement approved in form by the City Attorney. The City shall give a Public Safety Affected Employee who is at-will and who is terminated for any reason, other than For Cause, an amount equivalent to four (4) months of pay at the employee's then-current rate of pay plus an amount equivalent to four (4) months of COBRA insurance coverage (combined "Severance"), in consideration for and contingent upon the employee's execution of a general release agreement approved in form by the City Attorney and which includes a waiver of any Public Safety statutory rights. "For Cause" includes, but is not limited to malfeasance, misfeasance, misconduct, unethical conduct, illegal conduct, insubordination or any other conduct that is deemed to reflect poorly on the City, its employees, or its services.

**ARTICLE ~~16~~17 ELECTIONS**

In no event will the terms of this Unrepresented Employee Benefit Schedule or its adoptive resolution be changed or terminated within ninety (90) days before or after any municipal election for the selection or recall of one or more of the members of the City Council.

END

# Summary of Compensation and Benefits Adjustments

- Establish IT Director Classification
- Provides market-based wage adjustments effective 9/26/2025
  - Tier 1 by 2.6%
  - Tier 2 by 10.1%
  - Tier 3 by 2.9%
  - City Manager by 2.9%
  - Human Resources Administrator 12.9%
- Provides a 2.5% COLA adjustment in January 2026
- Provides a 2.5% COLA adjustment in July 2026
- Provides Employer Paid Member Contribution (EPMC) for CalPERS in exchange for employees' cost-sharing an equal amount of the employer's CalPERS contribution
- Increases the City's deferred compensation plan match by .5% (to 4%)

THIS PAGE INTENTIONALLY LEFT BLANK

STATE OF CALIFORNIA
AUTHENTICATED
ELECTRONIC LEGAL MATERIAL

# Senate Bill No. 969

## CHAPTER 869

An act to amend Sections 23039.5, 23357, 23358, 23396, and 25690 of, and to add Sections 25691 and 25692 to, the Business and Professions Code, relating to alcoholic beverages.

[Approved by Governor September 28, 2024. Filed with Secretary of State September 28, 2024.]

### LEGISLATIVE COUNSEL'S DIGEST

SB 969, Wiener. Alcoholic beverages: entertainment zones: consumption.

The Alcoholic Beverage Control Act contains various provisions regulating the application for, the issuance of, the suspension of, and the conditions imposed upon alcoholic beverage licenses by the Department of Alcoholic Beverage Control. Existing law defines "entertainment zone" for purposes of the act as a zone created by ordinance on or after January 1, 2024, in the City and County of San Francisco, that authorizes consumption of one or more types of alcoholic beverages on public streets, sidewalks, or public rights-of-way adjacent to and during a special event permitted or licensed by the department. Existing law authorizes the City and County of San Francisco to establish an entertainment zone, subject to certain requirements, including providing specified information relating to the entertainment zone to the department and establishing a process or procedure by which persons in possession of alcoholic beverages in the entertainment zone may be readily identifiable as being 21 years of age or older.

This bill would, instead, define "entertainment zone" as a zone created by a city, county, or city and county ordinance on or after January 1, 2025, that authorizes consumption of one or more types of alcoholic beverages on public streets, sidewalks, or public rights-of-way. The bill would additionally authorize any city, county, or city and county to establish an entertainment zone, subject to the above-described requirements. Before enacting an ordinance to establish or modify an entertainment zone, the bill would require a city, county, or city and county to notify local law enforcement and request feedback about specific information, including, among others, the entertainment zone's proposed boundaries and days and hours of operation. The bill would require a city, county, or city and county that establishes an entertainment zone, or its designated subordinate officer or body, to review the operation of the entertainment zone every 2 years following the adoption of the entertainment zone, as specified, and to make any reports produced during the review available to the department upon request.

Existing law authorizes a licensed beer manufacturer, a licensed winegrower, and any on-sale licensee to permit consumers to leave the

premises with open containers of alcoholic beverages for consumption off the premises within an entertainment zone, subject to certain conditions. Existing law specifies that a licensed beer manufacturer, a licensed winegrower, and any on-sale licensee whose privileges are restricted due to operating conditions or other statutory restrictions may be prohibited from exercising entertainment zone privileges that are contrary to their operating conditions. For this purpose, existing law requires any restrictions on the exercise of off-sale privileges to apply to the removal of alcoholic beverages from the licensed premises for consumption in the entertainment zone.

This bill would, instead, prohibit any restrictions on the exercise of off-sale privileges from applying to the removal of open alcoholic beverages from the licensed premises for consumption in the entertainment zone.

This bill would incorporate additional changes to Section 23358 of the Business and Professions Code proposed by AB 2177 to be operative only if this bill and AB 2177 are enacted and this bill is enacted last.

*The people of the State of California do enact as follows:*

SECTION 1. Section 23039.5 of the Business and Professions Code is amended to read:

23039.5. "Entertainment zone" means a zone created by a city, county, or city and county ordinance on or after January 1, 2025, that authorizes consumption of one or more types of alcoholic beverages on public streets, sidewalks, or public rights-of-way.

SEC. 2. Section 23357 of the Business and Professions Code is amended to read:

23357. (a) A licensed beer manufacturer may, at the licensed premises of production, sell to consumers for consumption off the premises beer that is produced and bottled by, or produced and packaged for, that manufacturer. Licensed beer manufacturers may also exercise any of the following privileges:

(1) Sell that beer to any person holding a license authorizing the sale of beer.

(2) Sell that beer to consumers for consumption on the manufacturer's licensed premises or on premises owned by the manufacturer that are contiguous to the licensed premises and which are operated by and for the manufacturer.

(3) Sell beer and wine, regardless of source, to consumers for consumption at a bona fide public eating place on the manufacturer's licensed premises or at a bona fide public eating place on premises owned by the manufacturer which are contiguous to the licensed premises and which are operated by and for the manufacturer.

(4) (A) Permit consumers to leave the premises with open containers of alcoholic beverages for consumption off the premises within an entertainment zone if all of the following conditions are satisfied:

(i) The premises is located within the entertainment zone.

(ii) Consumption of that type of alcoholic beverage is authorized by the ordinance creating the entertainment zone.

(iii) Open alcohol containers only leave the premises during the hours allowed by the ordinance establishing the entertainment zone.

(iv) Patrons with open containers exit the premises directly into an entertainment zone.

(v) All alcoholic beverages in the entertainment zone are purchased only at a licensed premises located within the entertainment zone.

(vi) The premises expressly prohibits open containers or closed containers of alcoholic beverages acquired outside their premises.

(vii) Delivery of alcoholic beverages to consumers within the entertainment zone by the licensee or by any third-party delivery service is expressly prohibited unless the delivery is to a residential building or private business that is not a licensee.

(viii) No alcoholic beverages purchased at the licensed premises may leave the premises in an open glass or metal container for consumption in an entertainment zone.

(ix) The licensee annually submits their notice of intent to participate in an open container entertainment zone to the department.

(B) This paragraph does not require a licensee to sell any alcoholic beverage for consumption off the premises within an entertainment zone.

(C) Licensees whose privileges are restricted due to operating conditions or other statutory restrictions may be prohibited from exercising entertainment zone privileges that are contrary to their operating conditions. For purposes of this paragraph, any restrictions on the exercise of off-sale privileges shall not apply to the removal of open alcoholic beverages from the licensed premises for consumption in the entertainment zone.

(b) Notwithstanding any other provision of this division, licensed beer manufacturers and holders of out-of-state beer manufacturer's certificates may be issued and may hold retail package off-sale beer and wine licenses. Alcoholic beverage products sold at or from the off-sale premises that are not produced and bottled by, or produced and packaged for, the beer manufacturer shall be purchased by the beer manufacturer only from a licensed wholesaler.

(c) Notwithstanding any other provision of this division, a licensed beer manufacturer may manufacture cider or perry at the licensed premises of production and may sell cider or perry to any licensee authorized to sell wine. For purposes of this subdivision, "cider" and "perry" have the meanings provided in Section 4.21(e)(8) of Title 27 of the Code of Federal Regulations. This subdivision does not alter or amend the classification of cider or perry as wine for any purpose other than that provided by this section.

(d) A beer manufacturer may also have upon the licensed premises, or on premises owned by the manufacturer that are contiguous to the licensed premises and are operated by and for the manufacturer all beers and wines, regardless of source, for sale or service only to guests during private events

or private functions not open to the general public. Alcoholic beverage products sold at the premises that are not produced and bottled by, or produced and packaged for, the beer manufacturer shall be purchased by the beer manufacturer only from a licensed wholesaler. All alcoholic beverages sold or served shall be produced by a licensee authorized to manufacture the product.

SEC. 3. Section 23358 of the Business and Professions Code is amended to read:

23358. (a) Licensed winegrowers, notwithstanding any other provisions of this division, may also exercise the following privileges:

(1) Sell wine and brandy to any person holding a license authorizing the sale of wine or brandy.

(2) Sell wine and brandy to consumers for consumption off the premises where sold.

(3) Sell wine to consumers for consumption on the premises.

(4) Sell all beers, wines, and brandies, regardless of source, to consumers for consumption on the premises in a bona fide eating place as defined in Section 23038, which is located on the licensed premises or on premises owned by the licensee that are contiguous to the licensed premises and which is operated by and for the licensee. At such a bona fide public eating place, beer, wine, and brandy may be used in the preparation of food and beverages to be consumed on the premises.

(5) (A) Permit consumers to leave the premises with open containers of alcoholic beverages for consumption off the premises within an entertainment zone if all of the following conditions are satisfied:

(i) The premises is located within the entertainment zone.

(ii) Consumption of that type of alcoholic beverage is authorized by the ordinance creating the entertainment zone.

(iii) Open alcohol containers only leave the premises during the hours allowed by the ordinance establishing the entertainment zone.

(iv) Patrons with open containers exit the premises directly into an entertainment zone.

(v) All alcoholic beverages in the entertainment zone are purchased only at a licensed premises located within the entertainment zone.

(vi) The premises expressly prohibits open containers or closed containers of alcoholic beverages acquired outside their premises.

(vii) Delivery of alcoholic beverages to consumers within the entertainment zone by the licensee or by any third-party delivery service is expressly prohibited unless the delivery is to a residential building or private business that is not a licensee.

(viii) No alcoholic beverages purchased at the licensed premises may leave the premises in an open glass or metal container for consumption in an entertainment zone.

(ix) The licensee annually submits their notice of intent to participate in an open container entertainment zone to the department.

(B) This paragraph does not require a licensee to sell any alcoholic beverage for consumption off the premises within an entertainment zone.

(C) Licensees whose privileges are restricted due to operating conditions or other statutory restrictions may be prohibited from exercising entertainment zone privileges that are contrary to their operating conditions. For purposes of this paragraph, any restrictions on the exercise of off-sale privileges shall not apply to the removal of open alcoholic beverages from the licensed premises for consumption in the entertainment zone.

(6) Produce spirits of wine and blend those spirits of wine into wine produced by the winegrower or sell those spirits of wine to an industrial alcohol dealer or a distilled spirits manufacturer.

(b) A winegrower may also have upon the premises all beers, wines, and brandies, regardless of source, for sale or service only to guests during private events or private functions not open to the general public. Alcoholic beverage products sold at the premises that are not produced and bottled by, or produced and packaged for, the winegrower shall be purchased by the winegrower only from a licensed wholesaler.

(c) A winegrower shall actually produce on the winegrower's licensed premises by conversion of grapes, berries, or other fruit, into wine, not less than 50 percent of all wines sold to consumers on the winegrower's licensed premises and any licensed branch premises.

(d) The department may, if it shall determine for good cause that the granting of any such privilege would be contrary to public welfare or morals, deny the right to exercise any on-sale privilege authorized by this section in either a bona fide eating place the main entrance to which is within 200 feet of a school or church, or on the licensed winery premises, or both.

(e) Nothing in this section or in Section 23390 is intended to alter, diminish, replace, or eliminate the authority of a county, city, or city and county from exercising land use regulatory authority by law to the extent the authority may restrict, but not eliminate, privileges afforded by these sections.

SEC. 3.5. Section 23358 of the Business and Professions Code is amended to read:

23358. (a) Licensed winegrowers, notwithstanding any other provisions of this division, may also exercise the following privileges:

(1) Sell wine and brandy to any person holding a license authorizing the sale of wine or brandy.

(2) Sell wine and brandy to consumers for consumption off the premises where sold.

(3) Sell wine to consumers for consumption on the premises.

(4) Sell all beers, wines, and brandies, regardless of source, to consumers for consumption on the premises in a bona fide eating place as defined in Section 23038, which is located on the licensed premises or on premises owned by the licensee that are contiguous to the licensed premises and which is operated by and for the licensee. At such a bona fide public eating place, beer, wine, and brandy may be used in the preparation of food and beverages to be consumed on the premises.

(5) (A) Permit consumers to leave the premises with open containers of alcoholic beverages for consumption off the premises within an entertainment zone if all of the following conditions are satisfied:

(i) The premises is located within the entertainment zone.

(ii) Consumption of that type of alcoholic beverage is authorized by the ordinance creating the entertainment zone.

(iii) Open alcohol containers only leave the premises during the hours allowed by the ordinance establishing the entertainment zone.

(iv) Patrons with open containers exit the premises directly into an entertainment zone.

(v) All alcoholic beverages in the entertainment zone are purchased only at a licensed premises located within the entertainment zone.

(vi) The premises expressly prohibits open containers or closed containers of alcoholic beverages acquired outside their premises.

(vii) Delivery of alcoholic beverages to consumers within the entertainment zone by the licensee or by any third-party delivery service is expressly prohibited unless the delivery is to a residential building or private business that is not a licensee.

(viii) No alcoholic beverages purchased at the licensed premises may leave the premises in an open glass or metal container for consumption in an entertainment zone.

(ix) The licensee annually submits their notice of intent to participate in an open container entertainment zone to the department.

(B) This paragraph does not require a licensee to sell any alcoholic beverage for consumption off the premises within an entertainment zone.

(C) Licensees whose privileges are restricted due to operating conditions or other statutory restrictions may be prohibited from exercising entertainment zone privileges that are contrary to their operating conditions. For purposes of this paragraph, any restrictions on the exercise of off-sale privileges shall not apply to the removal of open alcoholic beverages from the licensed premises for consumption in the entertainment zone.

(6) Produce spirits of wine and blend those spirits of wine into wine produced by the winegrower or sell those spirits of wine to an industrial alcohol dealer or any person holding a license authorizing the manufacture or rectification of distilled spirits.

(b) A winegrower may also have upon the premises all beers, wines, and brandies, regardless of source, for sale or service only to guests during private events or private functions not open to the general public. Alcoholic beverage products sold at the premises that are not produced and bottled by, or produced and packaged for, the winegrower shall be purchased by the winegrower only from a licensed wholesaler.

(c) A winegrower shall actually produce on the winegrower's licensed premises by conversion of grapes, berries, or other fruit, into wine, not less than 50 percent of all wines sold to consumers on the winegrower's licensed premises and any licensed branch premises.

(d) The department may, if it shall determine for good cause that the granting of any such privilege would be contrary to public welfare or morals,

deny the right to exercise any on-sale privilege authorized by this section in either a bona fide eating place the main entrance to which is within 200 feet of a school or church, or on the licensed winery premises, or both.

(e) Nothing in this section or in Section 23390 is intended to alter, diminish, replace, or eliminate the authority of a county, city, or city and county from exercising land use regulatory authority by law to the extent the authority may restrict, but not eliminate, privileges afforded by these sections.

SEC. 4. Section 23396 of the Business and Professions Code is amended to read:

23396. (a) Any on-sale license authorizes the sale of the alcoholic beverage specified in the license for consumption on the premises where sold. No alcoholic beverages, other than beers, may be sold or served in any bona fide public eating place for which an on-sale license has been issued unless the premises comply with the requirements prescribed in Section 23038, 23038.1, 23038.2, or 23038.3.

(b) (1) In addition to the privilege in subdivision (a), any on-sale license for a premises located in an entertainment zone authorizes the licensee to permit consumers to leave the licensed premises with open containers of alcoholic beverages for consumption off the premises within the entertainment zone if all of the following conditions are satisfied:

(A) The alcoholic beverage is specified in both the license and the ordinance creating the entertainment zone.

(B) Open alcohol containers only leave the premises during the hours allowed by the ordinance establishing the entertainment zone.

(C) Patrons with open containers exit the licensed premises directly into an entertainment zone.

(D) All alcoholic beverages in the entertainment zone are purchased only at a licensed premises located within the entertainment zone.

(E) The premises expressly prohibits open containers or closed containers of alcoholic beverages acquired outside their premises.

(F) Delivery of alcoholic beverages to consumers within the entertainment zone by the licensee or by any third-party delivery service is expressly prohibited unless the delivery is to a residential building or private business that is not a licensee.

(G) No alcoholic beverages purchased at the licensed premises may leave the premises in an open glass or metal container for consumption in an entertainment zone.

(H) The licensee annually submits their notice of intent to participate in an open container entertainment zone to the department.

(2) This subdivision does not require a licensee to sell any alcoholic beverage for consumption off the premises within an entertainment zone.

(3) Licensees whose privileges are restricted due to operating conditions or other statutory restrictions may be prohibited from exercising entertainment zone privileges that are contrary to their operating conditions. For purposes of this paragraph, any restrictions on the exercise of off-sale

privileges shall not apply to the removal of open alcoholic beverages from the licensed premises for consumption in the entertainment zone.

SEC. 5. Section 25690 of the Business and Professions Code is amended to read:

25690. A city, county, or city and county that establishes an entertainment zone shall do both of the following:

(a) Establish a process or procedure by which persons in possession of alcoholic beverages in the entertainment zone may be readily identifiable as being 21 years of age or older.

(b) Upon establishing or modifying the entertainment zone, provide all of the following to the department:

(1) A copy of the ordinance establishing or modifying the entertainment zone.

(2) Information as may be necessary to identify the boundaries of the entertainment zone.

(3) The days and hours of operation of the entertainment zone.

(4) The types of alcoholic beverages permitted within the entertainment zone.

(5) The approved nonglass and nonmetal containers in which alcoholic beverages may be authorized.

SEC. 6. Section 25691 is added to the Business and Professions Code, to read:

25691. (a) An ordinance establishing or modifying an entertainment zone shall not authorize consumption of alcoholic beverages during the hours in which sales of alcoholic beverages are prohibited under Section 25631.

(b) An ordinance establishing or modifying an entertainment zone may only authorize consumption of alcoholic beverages during the hours in which at least one licensee within the boundaries of the entertainment zone is permitted to sell alcoholic beverages for consumption on the premises.

SEC. 7. Section 25692 is added to the Business and Professions Code, to read:

25692. (a) Before enacting an ordinance to establish or modify an entertainment zone, a city, county, or city and county shall notify local law enforcement and request feedback about both of the following:

(1) Potential health and safety impacts that might be generated by the entertainment zone and strategies to mitigate those impacts.

(2) The entertainment zone's proposed boundaries, days and hours of operation, types of alcoholic beverages permitted, and approved nonglass and nonmetal containers.

(b) A city, county, or city and county that establishes an entertainment zone, or its designated subordinate officer or body, shall review the operation of the entertainment zone every two years following the adoption of the entertainment zone to ensure that the entertainment zone is being maintained in a manner that protects the health and safety of the general public. This review shall be conducted in consultation with local law enforcement

agencies and any reports produced during the review shall be made available to the department upon request.

SEC. 8. Section 3.5 of this bill incorporates amendments to Section 23358 of the Business and Professions Code proposed by both this bill and Assembly Bill 2177. That section of this bill shall only become operative if (1) both bills are enacted and become effective on or before January 1, 2025, (2) each bill amends Section 23358 of the Business and Professions Code, and (3) this bill is enacted after Assembly Bill 2177, in which case Section 3 of this bill shall not become operative.

O