



2575 Enterprise Road, Clearwater, FL 33763
Phone: 727.796.2355 / Fax: 727.791.2388
tampabaywater.org

Board of Directors
Ron Oakley
Mariella Smith
Harry Cohen
Dave Eggers
Lisset Hanewicz
Rob Marlowe
Charlie Miranda
Kathleen Peters
Kathryn Starkey

General Manager
Charles H. Carden

General Counsel
Barrie S. Buenaventura
Conn & Buenaventura, P.A.

BOARD AGENDA

March 21, 2022 – 9:30 AM

REGULAR MEETING

OPEN TO THE PUBLIC

PUBLIC COMMENT

The Tampa Bay Water Board of Directors welcomes comments from the public about any issue of concern. Opinions provide valuable input to the board members. However, we request that public comments be directed to issues and not directed personally against any board member or staff member. This provides a mutual respect between the board members and the public. Any person wishing to speak at this time must have a completed speaker card submitted to the General Manager's Assistant at the dais prior to the beginning of the meeting. Each speaker shall have a maximum of three (3) minutes to address the Board on any matter on the agenda. When addressing the Board, please state your name, address and agenda item on which you wish to comment. Thank you.

The next Tampa Bay Water Budget Workshop and Regular Board Meeting is scheduled to be held on Monday, April 18, 2022 at 9:30 a.m.

ACCOMMODATIONS

Anyone requiring reasonable accommodations for this meeting as provided for in the Americans With Disabilities Act should contact the Records Department at 727-796-2355 x2401 or 813-996-7009 at least three working days prior to the public meeting. If a person decides to appeal any decision made by the Board, with respect to any matter considered at this meeting, he/she will need a record of the proceedings, and for such purposes, he/she may need to ensure that a verbatim record of the proceedings is made, such record includes the testimony and evidence upon which the appeal is to be based.



Regular Meeting Agenda

MONDAY, MARCH 21, 2022 – 9:30 AM

9:30 AM - CALL TO ORDER

PLEDGE OF ALLEGIANCE

ROLL CALL

PUBLIC COMMENT - (3 Minutes per speaker)

AGENDA

A. CONSENT ITEMS

- A.1 [Approved February 21, 2022 - Regular Meeting - Draft Agenda Minutes - Approve](#)
- A.2 [Tampa Bay Water Performance Dashboard Update - Receive Report](#)
- A.3 [2020 Management and Performance Audit Task Report - Receive Report](#)
- A.4 [Regional Water Supplies, Member Demands and Environmental Conditions - Receive Report](#)
- A.5 [Water Quality Update - Receive Report](#)
- A.6 [Capital Improvement Program - Task Order Authorization - Approve](#)
- A.7 [Professional Services Contract - As-Needed Systems Decision Support Contract No: 2020-017, Amend Two Task Orders - Approve](#)
- A.8 [Professional Services Contracts - As-Needed Land Management Services Contract Nos. 2022-040 through 2022-045 - Approve](#)
- A.9 [Ferric Sulfate Supply Services - Contract No. 2020-021 with Kemira Water Solutions, Inc. - Price Escalation - Approve](#)
- A.10 [Diatomaceous Earth Precoat Filter Media Supply Services - Contract No. 2021-007 with Chemical Systems of Orlando, Inc. - Storage Fees Clause - Approve](#)
- A.11 [As-Needed Fence & Gate Installation & Repair Services, Contract No. 2022-049 with Smith Industries, Inc., dba Smith Fence Company - Approve](#)
- A.12 [As-Needed Tree Trimming & Fence Line Maintenance Services, Contract Nos. 2022-046 through 048 with Paff Services LLC, Rick Richards, Inc. and Tucker Enterprise Services, Inc. - Approve](#)
- A.13 [As-Needed Analytical Laboratory Services Contract Nos. 2022-036 and 2022-037 - Approve](#)
- A.14 [Mowing & Grounds Maintenance Services Contract #2019-001 with Albert E. Roller, LLC - Price Amendment - Approve](#)

REGULAR AGENDA

B. GENERAL MANAGER & GENERAL COUNSEL

- B.1 General Manager's Report - *Receive Report*
- B.2 Legislative and Grant Funding Program Update - *Receive Report*

C. ACTION ITEMS

- C.1 South-Central Hillsborough County Program Update and the Southern Hillsborough County Supply Expansion: Booster Pump Station, Project 01609; Contract No. 2021-012 Guaranteed Maximum Price (GMP) Proposal No.5 for the Brandon Urban Dispersed (BUD) Well No.7 Improvements - *Approve*
- C.2 As-Needed Utility Management Services Contract Nos. 2022-019; 2022-020; 2022-021 & 2022-051 - *Approve*

D. PRESENTATIONS & REPORTS

- D.1 Long-Term Master Water Plan - Status Report and 2022 New Water Supply Configuration Selection Process Overview and Schedule - *Presentation*
- D.2 Projected Capital Expenditures and Estimated Future Funding Needs - *Presentation*
- D.3 Tampa Bay Water Wise Program Update - *Presentation*

E. OTHER ADMINISTRATIVE MATTERS AND OLD BUSINESS

No items to report.

F. RECEIVE & FILE

- F.1 Agency Division Activity Reports for February 2022 - *Receive Report*
- F.2 Legal Services Activity Report for February 2022 - *Receive Report*
- F.3 Legal Services Budget Report for February 2022 - *Receive Report*
- F.4 Disposition of Fixed Assets through January 2022 - *Receive Report*
- F.5 Comprehensive Check List with Delegated Check Approval Items for January 2022 - *Receive Report*
- F.6 Vendor's Status Report through January 2022 - *Receive Report*
- F.7 Potential True Up of Fixed Costs between Member Governments for January 2022 - *Receive Report*
- F.8 Management Statistic Report with Aged Accounts Receivable as of January 31, 2022 - *Receive Report*
- F.9 Investment Schedule for January 2022 - *Receive Report*
- F.10 Financial Statement - January 2022 - *Receive Report*

ADJOURNMENT

DATE: March 7, 2022

TO: Board of Directors

FROM: Charles H. Carden, General Manager

SUBJECT: Approved February 21, 2022 - Regular Meeting - Draft Agenda Minutes - *Approve*

SUMMARY

On February 21, 2022, Tampa Bay Water's Board of Directors held its Regular Board Meeting. A quorum of the Board of Directors of Tampa Bay Water met in person at the Clearwater Administrative Offices.

SUGGESTED ACTION

Approve Minutes.

COST/FUNDING SOURCE

N/A

DISCUSSION

Draft minutes are attached for the Board's review and approval.

Attachment (1)

[February Board Meeting Minutes - Final Draft](#)

Tampa Bay Water

Regular Meeting

February 21, 2022 Minutes

9:30 AM - CALL TO ORDER

BOARD MEMBERS PRESENT:

Present: Chairman - Commissioner Dave Eggers, Pinellas County
Vice-Chairman - Commissioner Ron Oakley, Pasco County
Commissioner Harry Cohen, Hillsborough County
Council Member Lisset Hanewicz, City of St. Petersburg
Councilman Charlie Miranda, City of Tampa
Commissioner Mariella Smith, Hillsborough County
Commissioner Kathryn Starkey, Pasco County

Absent: Mayor Rob Marlowe, City of New Port Richey
Commissioner Kathleen Peters, Pinellas County

Staff: Chuck Carden, General Manager

Presenters: Chuck Carden, General Manager
Michelle Stom, Chief Communications Officer
Amelia Brown, Demand Management Program Manager
Robert McConnell, Source Water Assessment Manager
Warren Hogg, Interim Chief Science and Technical Office
Maribel Medina, Interim Engineering Senior Manager
Brandon Moore, Public Communications Manager
Justin Fox, Engineering Manager
Peter M. Dunbar, Dean Mead
Matthew Blair, Corcoran Partners
Neil Callahan, WSP USA, Inc.

**General
Counsel:** Barrie Buenaventura, General Counsel

A list of others who were present and who signed the attendance roster was filed in the permanent files of Tampa Bay Water. Staff and consultants presenting to the Board are listed above.

Chairman Eggers called the meeting to order at 9:30 a.m. The meeting was properly noticed in the Florida Administrative Register and a quorum present.

PLEDGE OF ALLEGIANCE

Vice-Chairman Oakley led the Pledge of Allegiance.

PUBLIC COMMENT - (3 Minutes per speaker)

Chairman Eggers opened the Regular Board meeting to public comment. The following speaker(s) made public comment to the Board of Directors:

David Ballard Geddis

Public comment was duly recorded and is filed in the permanent records of Tampa Bay Water.

AGENDA

A) CONSENT ITEMS

- A.1 Approved January 24, 2022 - Regular Meeting - Draft Agenda Minutes
Approve Minutes.
- A.2 Tampa Bay Water Performance Dashboard Update
Receive Report.
- A.3 2020 Management and Performance Audit Task Report
Receive Report
- A.4 Regional Water Supplies, Member Demands and Environmental Conditions
Receive Status Report
- A.5 Water Quality Update
Receive Report.
- A.6 Capital Improvements Program Executive Quarterly Report
Receive Fiscal Year 2022 First Quarter Capital Improvements Program Executive Report.
- A.7 Capital Improvement Program - Task Order Authorization
Approve Task Order.

- A.8 Capital Improvements Program: Integrated Program Manager Consultant Professional Engineering Services Contract No. 2022-001-Amendment One
Approve Contract No. 2022-001 Amendment One with Black and Veatch to update contract insurance language.
- A.9 Southern Hillsborough County Expansion Booster Pump Station - Design Engineering Services Agreement - Second Amendment for Owner's Allowance increase to CHA Consulting, Inc. Contract No. 2020-032V
Approve Second Amendment to Professional Services Contract No. 2020-032V to increase Owner's Allowance by an additional \$125,000.00.
- A.10 SCADA - Field Communications Security, Project No. 07604 - Closeout
Approve project closeout.
- A.11 Hach Company Sole-Source Procurement for Analytical Equipment, Replacement Parts and Consumable Supplies, SSP #2022-507
Approve Sole-Source Procurement for SSP #2022-507, for Analytical Equipment, Replacement Parts and Consumable Supplies with Hach Company.
- A.12 Fiscal Year 2021 Year-end Reporting of Encumbered and Unencumbered Funds Transfers Receive Report.

Motion: Vice-Chairman Oakley moved to Approve CONSENT ITEMS. Commissioner Smith seconded the motion.

Vote: The motion CARRIED by a vote of 7 - 0.

REGULAR AGENDA

B) GENERAL MANAGER & GENERAL COUNSEL

B.1 General Manager's Report Status Report.

Chuck Carden, General Manager, provided an update on member demands and environmental conditions. Mr. Carden stated the agency delivered 183.72 million gallons a day (mgd) since October 1 (2.65% more than last year at that same period). The Surface Water Treatment Plant is running well at 60 mgd and the C. W. Bill Young Reservoir is at 14 billion gallons. The South-Central Hillsborough Regional Wellfield is running at 24.8 mgd. Mr. Carden reviewed several upcoming items scheduled to be brought to the Board for consideration such as the Long-term

Master Water Plan project feasibility studies Feasibility Study, discussions on the ELAPP property transaction, Fiscal Year 2023 budget, water quality, and the Surface Water Treatment Plant operating contract. Next, Mr. Carden updated the Board on current agency recruitment efforts noting the agency recently hired Casey LaLomia, IT Director.

Commissioner Smith asked about the contract for the Desalination Plant. Mr. Carden explained the contract for the desalination facility will be brought to the Board once the decision is made whether to expand the facility.

A copy of the full report can be found in the agency's Records Department.

No Board action was required on this item.

B.2 Legislative and Grant Funding Program Update Receive Report

Michelle Stom, Chief Communications Officer, introduced Peter Dunbar, Dean Mead, and Matthew Blair, Corcoran Partners, to provide a legislative update. Mr. Dunbar updated the Board on legislation concerning water protection, water quality, sovereign immunity, cybersecurity, redistricting and the state retirement system, among other topics. Mr. Dunbar then turned the presentation over to Matthew Blair. Mr. Blair provided an update on the state budget appropriations and noted the legislature was scheduled to end the session on time.

A copy of the full report can be found in the agency's Records Department.

No Board action was required on this item.

C) ACTION ITEMS

C.1 Water Conservation Month Proclamation Approve Proclamation.

Amelia Brown, Demand Management Program Manager, provided a presentation on Water Conservation Month. Ms. Brown stated this year marks the twenty-fourth year April is recognized as Water Conservation Month. It is an effort coordinated by the Florida Section of the American Water Works Association and the water management districts across the state. The purpose is to raise awareness of the important role water conservation plays during the month of April, a typically dry month. Tampa Bay Water supports water conservation efforts through the Florida Friendly Landscaping Program, the Community Water Wise Awards program, and the Tampa Bay Water Wise rebate program. Staff requests Board approval of the Water Conservation Month Proclamation.

A copy of the full report can be found in the agency's Records Department.

Motion: Vice-Chairman Oakley moved to Approve the Water Conservation Month Proclamation. Council Member Hanewicz seconded the motion.

Vote: The motion CARRIED by a vote of 7 - 0.

C.2 [Agreement with the Tampa Bay Estuary Program for the Alafia River Watershed Historically Mined Lands Restoration Plan Project](#)
[Approve Agreement.](#)

Robert McConnell, Source Water Assessment Manager, provided a presentation on the Agreement with the Tampa Bay Estuary Program (TBEP) for the Alafia River Watershed Historically Mined Lands Restoration Plan Project. Mr. McConnell explained this project was developed as part of Tampa Bay Water's Source Water Assessment and Protection Program to help maintain reliable water quality in the region's drinking water supply sources. The project requires a large amount of data collection and technical input from a stakeholder group to determine how past mining activities impact water quality and identify restoration opportunities for water quality and habitat improvements. Tampa Bay Water will take the lead on the project along with a large group of stakeholders who will participate in plan development. Conceptual restoration designs will be prepared along with a comprehensive Alafia River Watershed Restoration Plan identifying priorities and future projects that can be implemented by watershed partners. The total project cost is \$282,776 with \$100,000 of the total cost reimbursed through a Tampa Bay Environmental Restoration Fund grant. The project will be completed in two phases over Fiscal Years 2022 -2023 using approved budgets.

A copy of the full report can be found in the agency's Records Department.

Motion: Vice-Chairman Oakley moved to Approve Agreement with the Tampa Bay Estuary Program. Commissioner Smith seconded the motion.

Vote: The motion CARRIED by a vote of 7 - 0.

C.3 [Professional Services Contracts - As-Needed Ecological Services Contract Nos. 2022-027 through 2022-035](#)
[Approve Professional Services Contract Nos. 2022-027 through 2022-035.](#)

Warren Hogg, Interim Chief Science and Technical Officer, provided a presentation on As-Needed Ecological Services Contract Nos. 2022-027 through 2022-035. Mr. Hogg stated the procurement process began in October 2021 and based on review and scoring of submitted proposals, nine new contracts are recommended for approval. Each contract has a three-year term with two, one-year extensions available. Mr. Hogg explained seven of the contracts will be

with firms that have the highest-rated freshwater wetlands expertise and two contracts with firms having the highest-rated technical expertise in estuarine systems and in GIS/remote sensing expertise.

Chairman Eggers asked if all nine contracts will be needed. Mr. Hogg responded all nine firms should receive work. Vice Chairman Oakley asked if there is an increase in the billing rate of the contracts over last year. Mr. Hogg explained the firms will average their billing rate for the coming three years but the averaged billing rates have increased slightly. Chairman Eggers asked if they were all within the budget. Mr. Hogg responded yes.

A copy of the full report can be found in the agency's Records Department.

Motion: Vice-Chairman Oakley moved to Approve Professional Services Contract Nos. 2022-027 through 2022-035. Councilman Miranda seconded the motion.

Vote: The motion CARRIED by a vote of 7 - 0.

C.4 [Groundwater \(Reclaimed\) Credits Methodology and Proposed South Hillsborough Wellfield Project Purchase and Sale Agreement Term Sheet](#)
[Discussion and Approval of Term Sheet if desired.](#)

Maribel Medina, Interim Engineering Senior Manager, introduced the presentation on the Groundwater (Reclaimed) Credits Methodology and Proposed South Hillsborough Wellfield Project Purchase and Sale Agreement Term Sheet. Ms. Medina provided a brief overview of the Long-term Master Water Planning process. Currently, staff are evaluating Surface Water Expansion, Desalination Plant Expansion, and the South Hillsborough Wellfield (via SHARP Credits). Ms. Medina reviewed the timeline for the new water supply implementation noting that the reclaimed water Sale and Purchase Agreement is in the critical path and is needed no later than June 20, 2022, in order to determine the life cycle costs and apply for co-funding with the Southwest Florida Water Management District. Ms. Medina explained the South Hillsborough Wellfield has an additional cost component of reclaimed credit costs which the other two water alternatives do not have. Ms. Medina introduced Mr. Neil Callahan, WSP USA, Inc., to provide the details of the proposed term sheet that will serve as a basis for negotiations with Hillsborough County staff. Mr. Callahan reviewed the recommended pricing principles noting the reason for including the capital and an O&M Reclaimed Credit Price component is that under the Interlocal Agreement Tampa Bay Water is prohibited from owning any Reclaimed Water assets. Mr. Callahan reviewed the recommended pricing principles and the cost-based approach applied to the proposed South Hillsborough Wellfield Project. Next, Mr. Callahan reviewed the key terms of the Term Sheet and the Reclaimed Water Credit Price Escalation.

At the conclusion of the presentation, Board discussion ensued and the Board authorized staff to submit the term sheet without pricing or a specified duration to Hillsborough County as a basis of negotiations

A copy of the full report can be found in the agency's Records Department.

Motion: Commissioner Smith moved to Approve Issuance to Hillsborough County of the Groundwater Credits (Reclaimed Water) Pricing Term Sheet (without pricing or duration) to be used as a basis for negotiation of a sale and purchase agreement with Hillsborough County. Commissioner Cohen seconded the motion.

Vote: The motion CARRIED by a vote of 6 - 1. Chairman Eggers voted nay.

C.5 2022-2024 Tampa Bay Water Communications Plan
Approve Plan.

Brandon Moore, Public Communications Manager, provided a presentation on the 2022-2024 Tampa Bay Water Communications Plan. Mr. Moore provided an overview of the Tampa Bay Water Communications Plan explaining the Plan identifies and drives the utility's communications objectives for various stakeholder groups and includes tailored strategies and tactics that align with the updated Strategic Plan and results of the Public Opinion Survey. Mr. Moore explained the Plan's strategies focus on policies for regional solutions, community outreach and education, strengthening and expanding regional partnerships, collaborating with member governments utility communications staff, engages the public, agency recognition, and a go-to source for news media who act as an intermediary between Tampa Bay Water and its stakeholders establishing relationships and providing information on water-related topics to create a positive impact.

A copy of the full report can be found in the agency's Records Department.

Motion: Vice-Chairman Oakley moved to Approve the 2022-2024 Tampa Bay Water Communications Plan. Commissioner Cohen seconded the motion.

Vote: The motion CARRIED by a vote of 7 - 0.

D) PRESENTATIONS & REPORTS

D.1 South-Central Hillsborough County Program Update
Receive Status Report and Presentation.

Justin Fox, Engineering Manager, provided an update presentation on South-Central Hillsborough County Program. Mr. Fox reviewed the progress of the Memorandum of Understanding with Hillsborough County. Four of the six items have been completed, two are

in progress and should be completed on time. The design team are underway with the Pipeline Route Study and will be brought back to the Board for consideration this summer.

A copy of the full report can be found in the agency's Records Department.

No Board action was required on this item.

D.2 Reports of Certified Public Accountants Regarding Financial Statements for the Year Ended September 30, 2021
Receive Report.

Chuck Carden, General Manager, stated an independent audit of the agency's financial statements for fiscal year 2021 was completed by Mauldin & Jenkins. Mr. Carden introduced Wade Sansbury and Daniel Anderson, auditors with Mauldin & Jenkins, to provide the audit results. Mr. Anderson provided a brief history of Mauldin Jenkins stating the company is nationally recognized in the top 100 public accounting firms and approximately 600 governmental entities served. Mr. Anderson then stated that Mauldin & Jenkins have issued an unmodified opinion, which is the highest form of assurance they can render with regard to the fairness of the financial statements on which they are opining. Mr. Anderson spoke briefly about no auditor proposed adjustments, no uncorrected misstatements and no disagreements with management. He continued by noting that GASB 87 through 98 will become effective within the next five years. Mr. Anderson then turned the presentation over to Wade Sansbury. Mr. Sansbury presented some historical comparative information regarding the agency's total revenues, operating expense, uniform rate, water revenues by member, total debt and capital assets and coverage area population totals. He stated that total revenues decreased slightly in fiscal year 2021 compared to fiscal year 2020 due to lower investment income and the increase in funds going into the rate stabilization account. Next, Mr. Sansbury declared that Tampa Bay Water staff performed all activities required in order to achieve completion of the audit.

Chairman Eggers thanked Mr. Sansbury, Mr. Anderson, and agency staff for their hard work.

A copy of the full report can be found in the agency's Records Department.

No Board action was required on this item.

E) OTHER ADMINISTRATIVE MATTERS AND OLD BUSINESS

E.1 Election of Officers - Board Organizational Action
Elect a Chair and Vice-Chair to serve for a one-year term of office.

Chairman Eggers passed the gavel to Chuck Carden, General Manager. Mr. Carden opened the nominations for the position of Chairman of the Tampa Bay Water Board of Directors. Commissioner Starkey nominated Commissioner Oakley as Chairman. With no other

nominations, Mr. Carden closed nominations and requested a vote on Commissioner Oakley as Chair.

Vote: Commissioner Oakley was elected Chairman by vote of 7-0 of the Board.

Chairman Oakley opened the nominations for Vice Chair of Tampa Bay Water Board of Directors. Commissioner Cohen nominated Commissioner Smith as Vice Chair. With no other nominations, Chairman Oakley closed nominations and requested a vote on Commissioner Smith as Vice Chair.

Vote: Commissioner Smith was elected Vice Chair by a vote of 7-0.

F) RECEIVE & FILE

- F.1 Agency Division Activity Reports for January 2022
Receive and File.
- F.2 Legal Services Activity Report for January 2022
Receive and File.
- F.3 Legal Services Budget Report for January 2022
Receive and File.
- F.4 Disposition of Fixed Assets through December 2021
Receive and File.
- F.5 Vendor's Status Report through December 2021
Receive and File.
- F.6 General Manager's Quarterly Travel Report
Approve General Manager's Quarterly Travel.
- F.7 Comprehensive Check List with Delegated Check Approval Items for December 2021
Receive and File.
- F.8 Financial Statement - December 2021
Receive and File.
- F.9 Management Statistic Report with Aged Accounts Receivable as of December 2021
Receive and File.
- F.10 Potential True Up of Fixed Costs between Member Governments for December 2021
Receive and File.

Board of Directors

March 1, 2022

Page 10

F.11 Investment Schedule for December 2021
Receive and File.

Motion: Councilman Miranda moved to Approve RECEIVE & FILE. Commissioner Cohen seconded the motion.

Vote: The motion CARRIED by a vote of 7 - 0.

ADJOURNMENT

Adjourned at 11:33 a.m.

Attest: _____
Charles H. Carden, General Manager/Secretary

Date: _____

DATE: March 3, 2022

TO: Board of Directors

THRU: Charles H. Carden, General Manager

FROM: Michelle Stom, Chief Communications Officer

SUBJECT: Tampa Bay Water Performance Dashboard Update - *Receive Report*

SUMMARY

The performance dashboard measures key performance indicators against water utility industry benchmarks from the American Water Works Association. The performance dashboard provides regular reports on agency overall performance to the Board of Directors.

SUGGESTED ACTION

Receive Report.

COST/FUNDING SOURCE

N/A

DISCUSSION

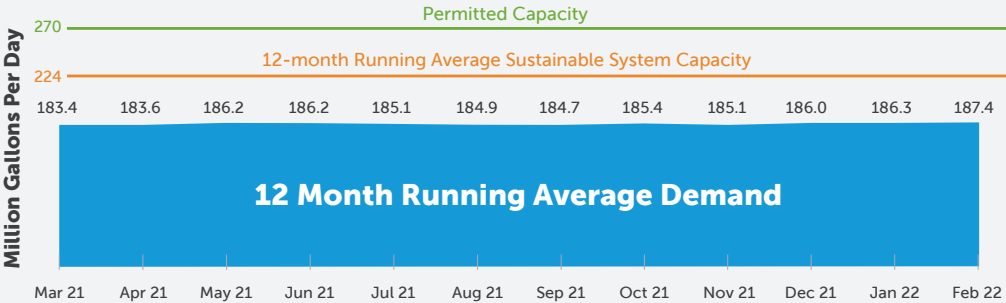
Tampa Bay Water strives to continuously improve and become more efficient in operating and maintaining the water supply system and planning for the region's future drinking water needs. The agency assigned key performance indicators to the Strategic Plan goals for measuring performance. Tampa Bay Water staff recently updated the agency Strategic Plan and it was approved at the January 2022 Board Meeting. Staff is now reviewing the performance dashboard to determine if any performance measures should be updated based on the updated strategic plan.

Attachment (1)

[Overall Performance Dashboard - March 2022](#)

AVAILABLE CAPACITY

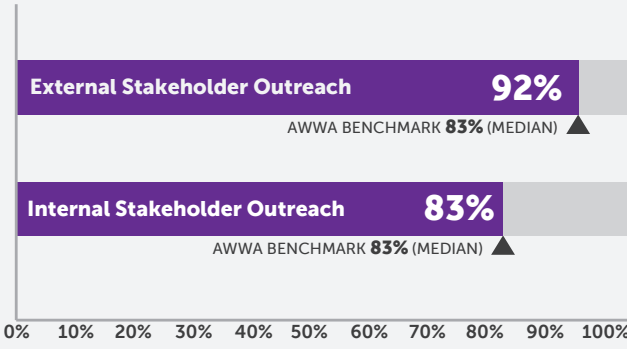
This indicator shows the gap between how much water the utility is permitted to use, the 12-month running average sustainable system capacity and the 12-month running average demand. Average demand should not exceed permitted capacity.



STAKEHOLDER OUTREACH FISCAL YEAR 2021

This indicator provides a measure of the utility's stakeholder outreach activities using the American Water Works Association's Stakeholder Outreach Index. A value is assigned by senior management to various categories of stakeholder outreach based on evidence that existed during the reporting period. Total scores can range from 0 to 12 and are presented as a percentage of the maximum possible score. Utilities should strive to be above the benchmark.

Tampa Bay Water Score



BOND RATING

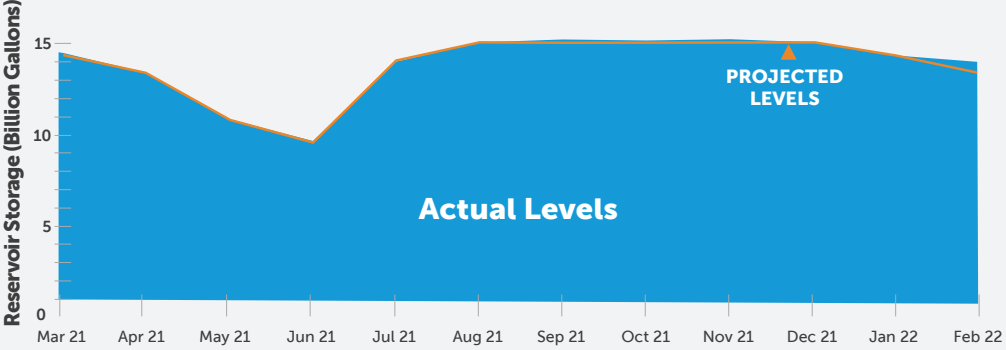
The bond rating assigned by the three major rating services based on evaluations of the issuer's financial strength and ability to pay a bond's principal and interest in a timely fashion.

Tampa Bay Water Rate

Bond Rating			Rating Category	AWWA Benchmark % of Utilities in Rating Category
Moody's	S&P	Fitch		
Aaa	AAA	AAA	Prime	28%
Aa1	AA+	AA+	High grade	63%
Aa2	AA	AA		
Aa3	AA-	AA-		
A1	A+	A+	Upper medium grade	9%
A2	A	A		
A3	B	A-		
Baa 1 2 3	BBB+/-	B+/-	Lower medium grade	0%

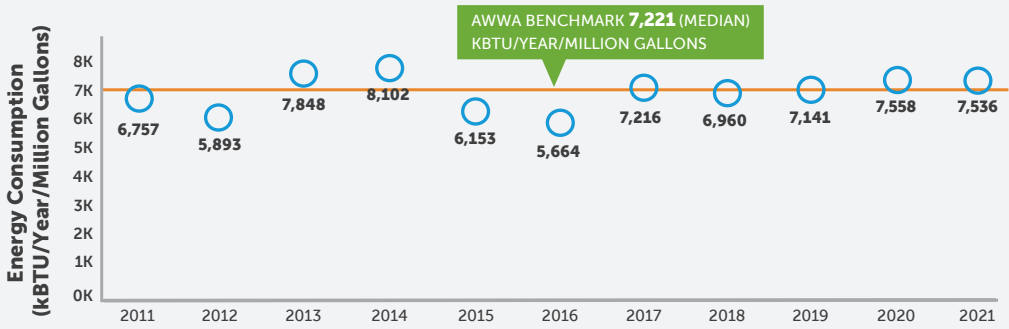
MEETING PROJECTED RESERVOIR LEVELS

This indicator provides a measure of the reliability of the utility's forecasted reservoir use.



ENERGY CONSUMPTION

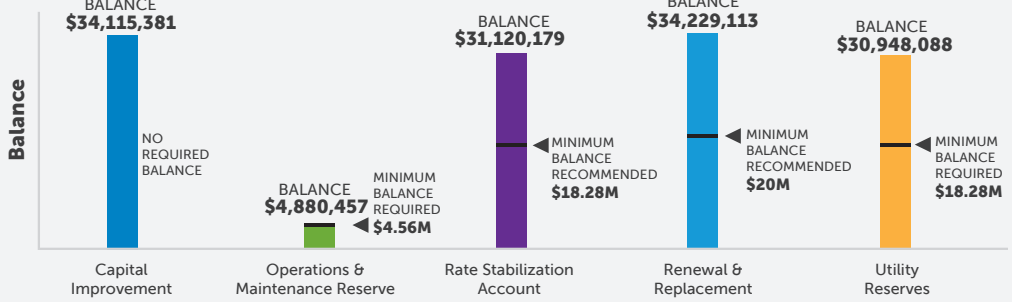
This indicator quantifies the energy consumed to supply potable water on an annual basis normalized by water demand in million gallons per day. Utilities should strive to be below the benchmark.



RESERVE FUNDS BALANCE

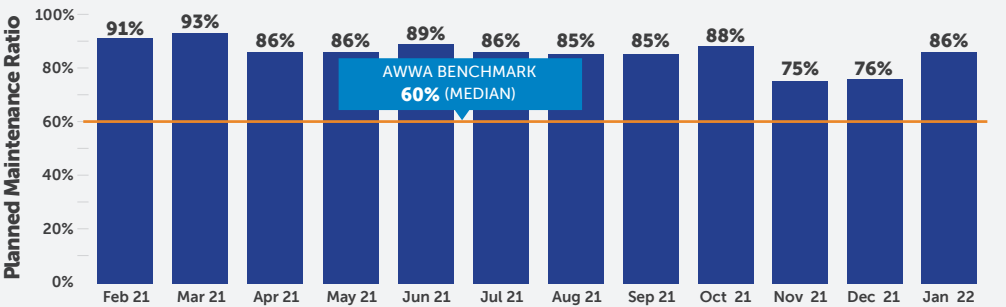
CURRENT AS OF JANUARY 2022

This indicator tracks the utility's reserve fund balances against their contractual- or policy-based minimums.



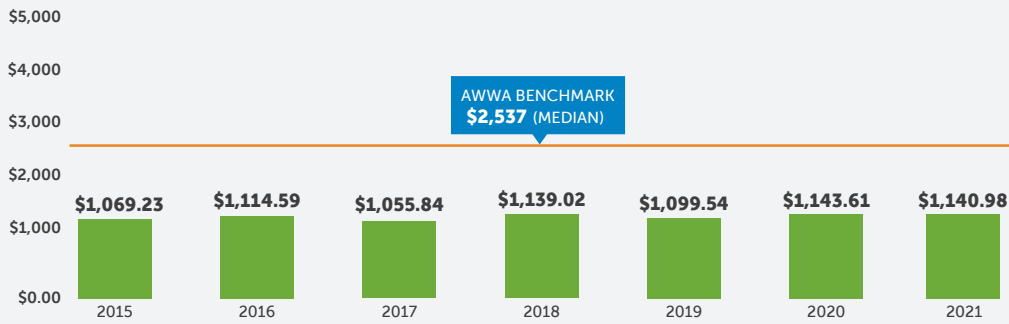
PLANNED MAINTENANCE TIME

This indicator provides a measure of the time spent on planned maintenance shown as a percent of total maintenance time. Utilities should strive to be above the benchmark.



OPERATING COST OF WATER

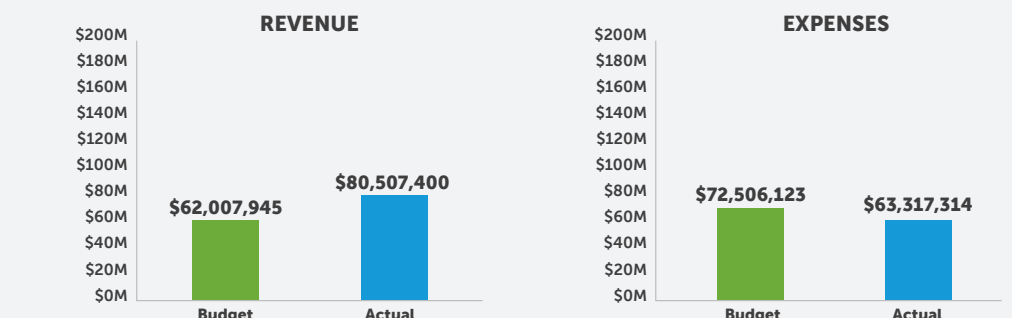
This indicator provides a measure of total operating costs of water services per million gallons of water. Utilities should strive to be below the benchmark.



OPERATING WITHIN BUDGETS AS FORECASTED

CURRENT AS OF JANUARY 2022

This indicator provides a measure of the utility's ability to operate within budget forecasts.



COMPLIANCE

CONSOLIDATED WATER USE PERMIT

This indicator provides the 12-month running average for groundwater used from our 11 consolidated wellfield. Average should not exceed 90 million gallons per day.

PERMIT LIMIT:
90 MILLION GALLONS
PER DAY
ANNUAL AVERAGE

84.10
MILLION GALLONS
PER DAY

SAFE DRINKING WATER ACT COMPLIANCE

This indicator quantifies the percentage of time each year that the utility meets all Safe Drinking Water Act standards. Utilities should strive to be at the benchmark.

AWWA BENCHMARK
100% (MEDIAN)

100%

OPTIMIZED STAFF LEVELS

CURRENT FILLED POSITIONS

The indicator provides a measure of filled, full-time positions shown as a percentage of total positions.



EMPLOYEE TURNOVER FISCAL YEAR 2021 YEAR-TO-DATE

This indicator quantifies the rate of employee departures. Utilities should strive to be below the benchmark at the end of the reporting period.

AWWA BENCHMARK
8.6% (MEDIAN)

3.8%

RETIREMENT ELIGIBILITY

This indicator is an estimated percentage of full-time equivalent employees who are eligible for retirement in the next 5 years (2026).

AWWA BENCHMARK
22.9% (MEDIAN)

25.79%

SAFETY AND SECURITY 2021

RECORDABLE INCIDENTS

This indicator is the total recordable incident rate normalized for any size organization using the total hours worked by employees. Utilities should strive to be below the benchmark.

AWWA BENCHMARK
3.9 (MEDIAN)

0.0

NEAR MISSES

This indicator measures the number of unsafe situations or conditions where no personal injury was sustained and no property was damaged, but where, given a shift in time or position, injury or damaged property could have occurred. Utilities should strive to be below the benchmark.

AWWA BENCHMARK
1 (MEDIAN)

0

DATE: March 7, 2022

TO: Board of Directors

THRU: Charles H. Carden, General Manager

FROM: Christina Sackett, Chief Financial Officer

SUBJECT: 2020 Management and Performance Audit Task Report - *Receive Report*

SUMMARY

The attached report details the status of the task-related recommendations from the 2020 Management and Performance Audit.

SUGGESTED ACTION

Receive Report.

COST/FUNDING SOURCE

N/A

DISCUSSION

A tracking process for the task-related recommendations of the 2020 Management and Performance Audit that facilitates verification and promotes accountability is a priority for the Agency.

The attached task report includes the task description, status, timing and status notes or final outcome for completed tasks.

BACKGROUND

At the August 2020 Board meeting, the Board was presented the results of the 2020 Management and Performance Audit, performed by CliftonLarsonAllen, LLP and management's initial response to the 38 main and sub-part audit recommendations.

The Board received a presentation on follow-up activities from the Board's three workshops and a plan for tracking and reporting on the 2020 Management and Performance Audit recommendations to the Board monthly.

Attachments (1)

[2020 Management and Performance Audit Tasks - March 2022 Board](#)

2020 Management & Performance Audit Tasks - Recommendation #	Status	Target Date	Task Leader(s)	Status Notes/Final Outcome
Implement mechanisms to ensure compensation increases, performance ratings do not lead to gender or racial inequities - 11	Completed	9/25/20	Robbie Kety Christina Sackett	Analysis of ratings by gender and race performed with FY20 Performance Evaluations & Merit Program
Institutionalize the periodic execution of Board retreats and workshops - 1	Completed	12/14/20	Michelle Stom	Held three Board workshops, conducted SWOT analysis and identified key areas for consideration in strategic planning, presented report to Board December 2020 (G2); annual board workshops will be scheduled to review agency strategic and tactical plans once the current strategic plan update is completed (First workshop proposed for January 2023).
Create a formal and documented succession plan - 10	Completed	12/14/20	Robbie Kety	2020 Agency Succession Plan presented to Board December 2020 (G3)
Take specific actions and implement tracking process for 2020 Management and Performance audit task-related recommendations - 38	Completed	3/15/21	Christina Sackett	The first status report on task-related recommendations provided to the Board in March 2021. This report will continue monthly until all task-related recommendations have either been determined to not implement or have been completed.
Allow electronic approvals during the workflow routing of bids/contracts to reduce cycle time by implementing the Munis Bid Management and Vendor Self Service modules within the Agency's financial system. - 24	Completed	4/28/21	Christina Sackett Teresa Collins	Staff started using Adobe Sign for electronic approvals during the workflow routing of bids and contracts when staff started teleworking due to COVID-19. Implementation of the Munis Bid Management and Vendor Self-Service modules had begun but ran into issues regarding functionality. Implementation of these two modules has been halted as they are being replaced with different modules in the next Munis version. Staff will continue to use Adobe Sign for electronic signatures to reduce cycle time.
Take actions to ensure fulfillment of the Planner/Scheduler responsibilities - 20	Completed	6/7/21	Jack Thornburgh Robbie Kety	Maintenance Planner/Scheduler job description updated, posted position and candidate hired, started work 6/7/21.
Develop a Job Description for General Manager position - 15	Completed	6/21/21	Robbie Kety Board	As part of the 2021 General Manager recruitment process, the GM's job description was developed and Board approved June 2021 (E1).
Consider the creation of a "Government Affairs" position - 2	Completed	10/11/21	Michelle Stom	Government Affairs Program Manager started 10/11/21.
Use more appropriate methodology to analyze and interpret employee surveys - such as 7-point Likert scale - 16	Completed	12/10/21	Michelle Stom Robbie Kety	Employee survey developed using 7-point Likert scale. Sent and completed by employees in November/December 2021. Results currently under review by the Human Resources Director and the Executive Team.
Improve communications with Utility Directors - 5	Completed	1/18/22	Chuck Carden Jack Thornburgh	Quarterly Utility Director meetings are held that include both draft agendas and draft meeting summaries for review and input from the Member Governments before finalizing. At the August 4, 2020 Utility Director meeting, staff sought feedback on specific opportunities to improve communications with the group. The Utility Directors requested Board agenda items be provided and discussed with each member government in advance of board member briefings and for a central portal to access agendas, minutes and other materials from other Agency meetings where Member Government staff attend. Agency Board Agenda Page Turn meetings are now held with Utility Directors ten days prior to the Board meetings, to brief and discuss each agenda item. A Sharefile folder, for a central portal, has been created, with folders set up for each committee/working group the agency has with our members and other external staff. Final meeting agendas, meeting notes/minutes, documents, etc.for 2021 have been entered into the folders. ShareFile access was provided to the member government participants on January 18, 2022.
Take specific actions and implement tracking process for 2020 Management and Performance audit strategy related recommendations - 38	Completed	1/24/22	Michelle Stom	Strategy related recommendations were evaluated and incorporated into the Tampa Bay Water Strategic Plan - 2022-2027. The plan was approved by the Board at its January 24, 2022, meeting.
Evaluate governance of information systems and technology; hire executive leader - 28	Completed	1/31/22	Chuck Carden Robbie Kety	IT Director started 1/31/22.
Conduct mid-level manager survey regarding advancing Agency mission and potential areas of concern - 2	In-Progress	Apr-22	Executive Team	Mid-level managers and all staff are being included in the strategic planning process and are being asked to provide feedback and endorsement at every step. Once strategic plan completed a survey will be done.
Public Affairs Division should prioritize the initiatives in the Employee Communication Plan - 4	In-Progress	Apr-22	Michelle Stom Brandon Moore	Current Employee Communications Plan prioritization completed; Revised Employee Communications Plan will be completed following the public opinion survey, communications recommendations and update to Agency Umbrellas Communications Plan in early 2022.
Limit the number of P-Cards to essential staff - 23	In-Progress	Apr-22	Christina Sackett Teresa Collins	Agency is participating in The National Association of Purchasing Card Professionals (NAPCP) p-card versus purchase order cost analysis study to be completed by March 2022. This study along with NAPCP p-card best practices will help in evaluating the number of p-cards and determine the need for any additional standard operating procedures.
Use data analytics software to ensure that all employee purchases on a P-Card are for a valid business purpose - 23	In-Progress	Apr-22	Christina Sackett Teresa Collins	Currently all p-card transactions are reviewed for business purpose and budget by staff. Staff is working with the agency's p-card vendor, JPMorgan, to evaluate additional analytic capabilities that are included with their program. Staff has had preliminary discussions with other entities using p-cards regarding any data analytic software they use and the capabilities and costs. Discovering that this type of software is often used when an entity has several thousand transactions a week, largely due to the costs and the agency currently has around 500 transactions a month.

2020 Management & Performance Audit Tasks - Recommendation #	Status	Target Date	Task Leader(s)	Status Notes/Final Outcome
Complete Employee Handbook - 14	In-Progress	Apr-22	Robbie Kety	Employment Counsel has provided edits and comments on the Employee Handbook. Revised Employee Handbook with Executive Team for review and approval.
Evaluate inventory of custom applications versus off the shelf applications - 29	In-Progress	May-22	Nathan Sprunger	Custom applications have been reduced by 61% over the past five years. A SOP will be developed to evaluate custom applications, which should include conducting a cost-benefit analysis to determine the future of the application (taken offline, changed to an off-the-shelf program or continue in-house). New IT Director will review and finalize.
Continue developing rigorous Standard Operating Procedures (SOPs) around IT infrastructure and assets. Consider hiring 3rd party to help with documentation - 30	In-Progress	May-22	Nathan Sprunger	IT contracted technical writer is drafting SOPs with guidance from Interim IT Senior Manager. New IT Director will review and finalize.
Evaluate and document agency's Disaster Recovery Plan - 31	In-Progress	May-22	Nathan Sprunger	Document complete, except for diagram of Enterprise Network. New IT Director will review plan before distributing to the Executive Team for review.
Measure total costs of operations, scalability, reliability, redundancy and security of locating primary and secondary servers into 3rd party Tier 4 hosted data centers - 32	In-Progress	May-22	Nathan Sprunger Bruce Pacheco	Master agreements for lease space and communications have been fully executed. Migration preparation and migration projects are underway. Task delayed to complete multi-factor authorization and not being fully staffed.
Periodically revisit the purpose, relevance, participants, frequency, and alignment with the strategic plan of the Agency's cross-functional teams - 3	In-Progress	Jun-22	Executive Team	With the approval of the agency strategic plan, an evaluation of cross-functional teams will take place as part of the performance measurement efforts.
Create a mechanism to capture action items to incorporate into the strategic plan - 3	In-Progress	Jun-22	Executive Team	This process will be formalized in the performance measurement effort currently in progress.
Establish a clear purpose for the manager meetings - 2	In-Progress	Jun-22	Executive Team	Strategic Leadership Team: The agency strategic planning process included the creation of a Core Planning Team and an Executive Management Team. The core strategic plan components were approved by the Board at its January 24, 2022, board meeting. As performance measurements and key performance indicators are set, a Strategic Leadership Team will be identified and will meet quarterly with a defined agenda to track the progress of the Strategic Plan. Management Team: A Management Training calendar and schedule is being developed based on the overall agency training calendar and management training meetings will be scheduled quarterly in 2022.
Develop standard operating procedures to document federal, state and local grant cycles from pre-award to post-award - 37	In-Progress	Jun-22	Michelle Stom Christina Sackett Maribel Medina	Finance, Public Affairs and Project Management are working to develop a funding plan and standard operating procedures for agency pursuit of grant funding.
Explore automating employee data transfer functions/evaluate potential solutions to track performance, compensation and training information - 12	In-Progress	Sep-22	Robbie Kety	In 2018, the Agency commenced using NEOGOV as a recruitment platform. In 2020, the Agency contracted with NEOGOV for Perform and Onboard. The Agency used NEOGOV for the FY21 performance evaluations. Evaluating NEOGOV versus other systems for training, tracking CPE and licensing. Locked into contract with Skillport and will continue to investigate options to opt out without penalty and/or to begin converting to new training, tracking system.
Establish a formal approach to track and monitor CPE and licensing within MUNIS or NEOGOV - 13	In-Progress	Sep-22	Robbie Kety Christina Sackett	Training Coordination Team and IT held a session to review NEOGOV Train capabilities and were impressed with the program. Reviewing other agency software for capabilities and comparison. Safety Services Manager has determined that we are locked in a contract with SkillSoft. Looking at termination possibilities in contract.
Add early payment discounts as part of the standard payment terms in procuring vendor contracts - 25	In-Progress	Sep-22	Christina Sackett Sandro Svrclin	Staff successfully tested the process in Munis without any issues. A policy and procedure will be developed and payment terms will be updated to reflect any early payment discount terms in new contracts.
Evaluate agency's telecom services - 36	In-Progress	Sep-22	Nathan Sprunger Bruce Pacheco	IT has reviewed multiple options and will put together a comparison of the options for the Executive Team to review.
Obtain Service Organization Controls (SOC) report for IT service providers and review reports for internal controls - 34	Not Yet Started	Jun-22	Nathan Sprunger	A Service Organization Controls (SOC) report is a way to verify that an organization is following some specific best practices related to finances, security, processing integrity, privacy and availability. The reports are created and validated by third-party auditors and are built to provide independent assurance and to help customers understand any potential risks involved in working with the organization evaluated. A standard operating process for obtaining SOC reports will be developed and different products will be evaluated to assist the agency achieve a comprehensive secure supply chain program.
Develop a Formal Mechanism to Track Contractor's Performance - 26	Not Yet Started	Sep-22	Christina Sackett Teresa Collins	On hold, pending implementation of Munis Bid Management and Vendor Self-Service modules issues.
Consider engaging an independent consultant that specializes in electric utility bill reviews - 22	Not Implementing	N/A	Jack Thornburgh	The agency runs monthly audits on each bill to identify any issues upon receipt of the invoice. If issues are identified, staff follows up with energy provider to resolve issues. Annually, staff coordinates with three energy providers to determine if better tariffs can be applied to existing accounts/facilities. If energy provider proposes an alternative rate, staff analyzes the facility's planned operations for the next twelve months to evaluate if rate change will be beneficial.

DATE: March 1, 2022

TO: Board of Directors

THRU: Charles H. Carden, General Manager

FROM: Warren Hogg, Interim Chief Science & Technical Officer

SUBJECT: Regional Water Supplies, Member Demands and Environmental Conditions - *Receive Report*

SUMMARY

This item provides the status of Tampa Bay Water's water demand and water supply conditions including hydrologic conditions, surface water and reservoir management, and source rotation. Water Shortage Mitigation Plan status and an outlook for the spring season are also included. The Agency continues to closely monitor production from the South-Central Hillsborough Regional Wellfield and work with Hillsborough County to implement measures that limit demand and shift production to manage water delivery to the Lithia Point of Connection.

SUGGESTED ACTION

Receive Status Report.

COST/FUNDING SOURCE

N/A

DISCUSSION

Summary Highlights

Since the beginning of this fiscal year, the Agency has delivered an average of 184.29 million gallons per day (mgd) to meet the member governments' demands. This is 6.4 mgd (3.6%) more water delivered than for the same period last year. The region received an average of 0.8 inches of rainfall in February 2022 (about 2.0 inches below average). River flow was at the 35th and 23rd percentiles for the Hillsborough and Alafia Rivers, respectively, for the month of February 2022. A normal condition is defined when river flow is between the 34th and 67th percentiles of flow for the same calendar month; therefore, a normal flow condition was observed in the Hillsborough River and a below-normal flow condition was observed in the Alafia River during February 2022. Although the flow condition of the Hillsborough River falls into the normal range, it is at the borderline of a below-normal condition. The Regional Reservoir storage volume was 13.74 billion gallons (88% of full storage) at the end of February 2022. A summary of other conditions is highlighted below:

- The 12-month running average Consolidated Permit Wellfield pumping rate was 84.10 mgd at the end of February 2022.
- The 12-month running average pumping rate for the South-Central Hillsborough Regional Wellfield was 25.44 mgd at the end of February 2022, above the permitted annual average quantity of 24.1 mgd. On January 24, 2022, the Board of Directors approved a permit application to increase the annual average quantity from this wellfield to 24.95 mgd. After the 30-day arbitration selection period ended, staff submitted the permit application to the Southwest Florida Water Management District on February 28, 2022.
- The City of Tampa's Hillsborough River Reservoir was at an elevation of 22.34 ft. (nearly full) at the end of February 2022.
- Water diversion through Harney augmentation started on February 25th; the monthly average water diversion rate was 2.92 mgd.
- No water delivery to the City of Tampa at the Morris Bridge Point of Connection occurred during February 2022.
- The Tampa Bay Water Desalination Facility began operation on December 13, 2021 and the average production rate in February 2022 was 15.34 mgd.
- Groundwater levels generally **decreased about 0.7 foot** from January 2022 to February 2022.
- Average water levels in the 10 indicator lakes and wetlands located on and near Consolidated Permit Wellfields **decreased 3.2 inches** during February 2022 (based on data collected throughout the month, not necessarily end-of-month).

Climate Outlook

La Niña conditions developed in October of 2021 which typically bring warmer temperatures and reduced rainfall in our region. The effect of a La Niña condition often peaks in the months of December, January, and February. A La Niña Advisory was issued by the National Oceanic and

Atmospheric Administration (NOAA) in its updated forecast issued at the end of February 2022. A La Niña condition is likely to continue into the Northern Hemisphere spring (77% chance during March-May 2022) and then transition to a neutral condition during May-July 2022.

The 90-day climate outlook issued by NOAA on February 17, 2022 predicts the continuation of below-normal precipitation and above-normal temperatures for the period of March-May 2022. This is projected for much of the Southeastern United States including Florida.

Hydrologic Conditions

The region received 0.8 inches of rainfall in February 2022 based on average rainfall from all gauges throughout the service area (Figure 1). Rainfall measurements from a single gauge at individual wellfields (Figures 7-16) are provided showing current environmental conditions at those locations.

Average monthly flows in the Hillsborough and Alafia Rivers were 62 mgd and 79 mgd (35th and 23rd percentiles) respectively, in February 2022. Note that a normal river flow condition is defined when the flow falls within the range of the 34th and 67th percentiles compared to the historical baseline; therefore, a normal flow condition was observed in the Hillsborough River and a below-normal flow condition was observed in the Alafia River during February 2022. Although the flow condition of the Hillsborough River falls into the normal range, it is at the borderline of a below-normal condition.

Permitted available withdrawals from the Alafia River averaged 11.37 mgd while the average withdrawal of water from the Tampa Bypass Canal was 30.64 mgd in February 2022.

Water Demand and Supply Summary

Tampa Bay Water's budgeted delivery for Water Year 2022 is 192.2 mgd. This includes a projected average annual delivery to the City of Tampa of 6.0 mgd. Total average delivery to the member governments in February 2022 was 186.58 mgd, which is 13.16 mgd more than the total average delivery in February 2021. This increase in delivery to the member governments in February 2022 was driven by both dry weather and regional socio-economic development. Since the beginning of this fiscal year, the Agency has delivered an average of 184.29 mgd to the members. This is 6.4 mgd (3.6%) more water delivered than for the same period last year (Figure 2).

Aggregate groundwater production from the 13 Tampa Bay Water wellfields averaged 110.95 mgd in February 2022. Production from the Consolidated Permit Wellfields averaged 78.75 mgd in February 2022 and the 12-month running average withdrawal rate was 84.10 mgd through February 28, 2022 (Figure 3). Groundwater production from each of the Consolidated Permit Wellfields is presented in Figures 7-16.

Tampa Bay Water continues to closely monitor water production in the South Hillsborough County service area. The twelve-month average water production rate from the South-Central Hillsborough Regional Wellfield was 25.44 mgd at the end of February 2022, above the existing permit limit (24.1 mgd) (Figure 4). Agency staff prepared a permit application to the Southwest Florida Water Management District (District) to increase the annual average permitted quantity from this wellfield to

24.95 mgd. The Board approved this permit application on January 24, 2022. After the 30-day arbitration selection period expired, staff submitted the permit application to the Southwest Florida Water Management District on February 28, 2022.

Staff continues working with Hillsborough County to implement supply and demand management measures in this service area. The County instituted a one-day-a-week watering restriction for its South County residential and commercial customers. The watering restriction took effect on January 4, 2021 and ends December 31, 2022. Staff is also working with the County to reduce water demand at the Lithia Point of Connection and shift more production to the Central Point of Connection. In addition, Agency staff are exploring small additional supply quantities that may potentially be available at the South-Central Hillsborough Regional Wellfield or in South Hillsborough County near the potential South Hillsborough Wellfield test well site. Additional alternative water supply delivery capacity to the Lithia Point of Connection will occur when the temporary Brandon Booster Station is online in summer 2022.

Treated surface water totaled 61.37 mgd in February 2022. The Desalination Facility has been online since December 13, 2021; the average production rate from the Desalination Facility was 15.34 mgd in February 2022. To supplement water production at the Regional Surface Water Treatment Plant, 16.6 mgd of water was diverted from the Regional Reservoir in February 2022. The Regional Reservoir storage volume was 13.74 billion gallons (88% of full storage) at the end of February 2022.

Comparison of year-to-date production from the three water supply source types between WY 2022 and WY 2021 is shown in Figure 5.

Environmental Conditions

Tampa Bay Water closely monitors the environmental conditions around Agency wellfields and these data are used to guide production and wellfield management decisions. Figure 6 depicts the locations of selected Upper Floridan Aquifer monitor sites and lake or wetland sites. A summary of observed conditions in and around the 10 Consolidated Permit Wellfields is provided in Figures 7 through 16. These figures show pumping rate and rainfall at these wellfields for the past 24 years as well as water-level data from the Upper Floridan Aquifer and a lake or wetland located on or near each wellfield.

A reference line on the lake and wetland hydrographs shows the lake minimum level or the normal pool elevation in the wetland. The normal pool elevation of a wetland is the water-surface elevation that is normally reached at the end of the rainy season during an average rainfall year. This is typically the highest water level reached in a wetland during an average rainfall year; water levels are expected to fluctuate below this elevation during the year.

Water levels in lakes and wetlands respond more directly to changes in rainfall than does the Floridan Aquifer. Even with substantially reduced groundwater production, because of the strong relation to rainfall conditions, water levels in some lakes and wetlands on and near wellfields will exhibit normal water level fluctuations only as rainfall occurs in normal or above-normal amounts. With a sustained reduction in groundwater pumping rate and normal rainfall, water levels in area lakes and wetlands

should continue to approximate normal water level fluctuations.

General water level changes are summarized as follows:

- Groundwater levels generally **decreased about 0.7 foot** during February 2022.
- Groundwater levels in February 2022 were generally **2.0 feet lower** than in February 2021.
- Average water levels in the 10 indicator lakes and wetlands located on and near Consolidated Permit Wellfields **decreased 3.2 inches** during February 2022 (based on data collected throughout the month, not necessarily end-of-month).
- Average water levels in the 10 indicator lakes and wetlands in February 2022 were about **0.6 inch lower** than water levels in February 2021.

Water Shortage Mitigation Plan

The Board approved the updated Water Shortage Mitigation Plan (WSMP) in April 2017. The WSMP uses rainfall, stream flows, and reservoir storage as indicators of the health of the region's water supplies. The cumulative rainfall in the region is at a 1.90-inch surplus at the end of February 2022 (compared to a 4.30-inch surplus at the end of January 2022). Stream flow is at a 9.80 mgd surplus at the end of February 2022 (compared to a 28.80 mgd surplus at the end of January 2022). The storage in the Regional Reservoir was 13.74 billion gallons (nearly 88% of full storage) at the end of February 2022. Tampa Bay Water is currently under a normal WSMP stage.

Staff continues to work with the members in collecting watering restriction and conservation information, discussing and exploring various short-term and long-term demand management alternatives, implementing a consistent public awareness campaign throughout the region, and identifying additional opportunities to optimize existing water resources.

BACKGROUND

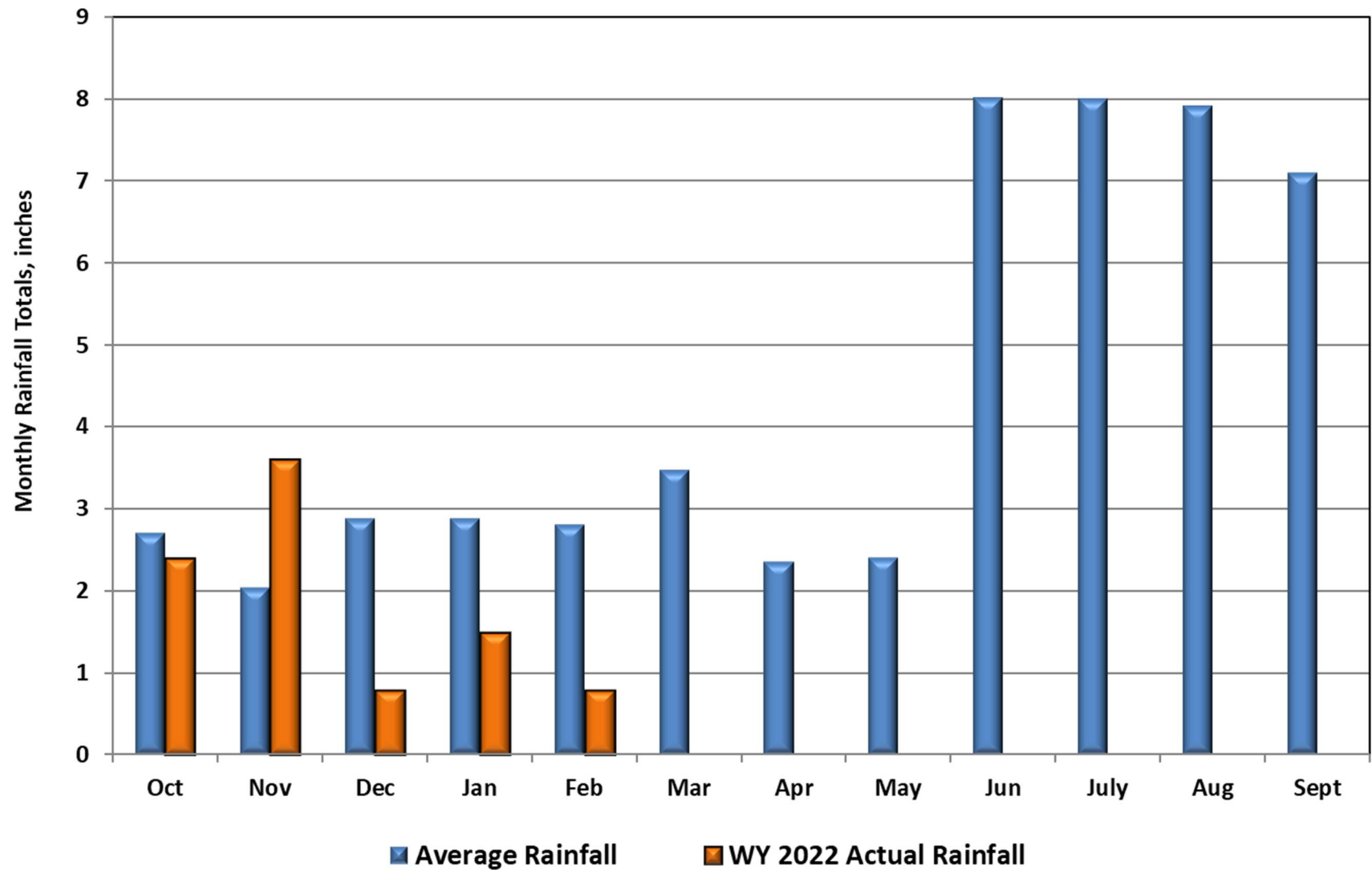
Data collection, analysis, and interpretation as well as decision-making are ongoing for a multitude of factors that influence and constrain Agency operations. These include hydrologic and environmental conditions, supply and demand conditions, treatment plant parameters, water quality constituents, along with equipment/machinery and infrastructure variables.

A summary of monthly information is compiled and provided to the Board in each Agenda Packet and is supplemented as necessary. A summary of highlights is presented annually.

Attachments (1)

[Demand, Supply and Environmental Conditions through February 2022](#)

Figure 1. Water Year 2022
Monthly Rainfall vs. Average Monthly Rainfall



**Figure 2. Tampa Bay Water Delivery Through February
Water Year 2022 Compared To Water Year 2021**

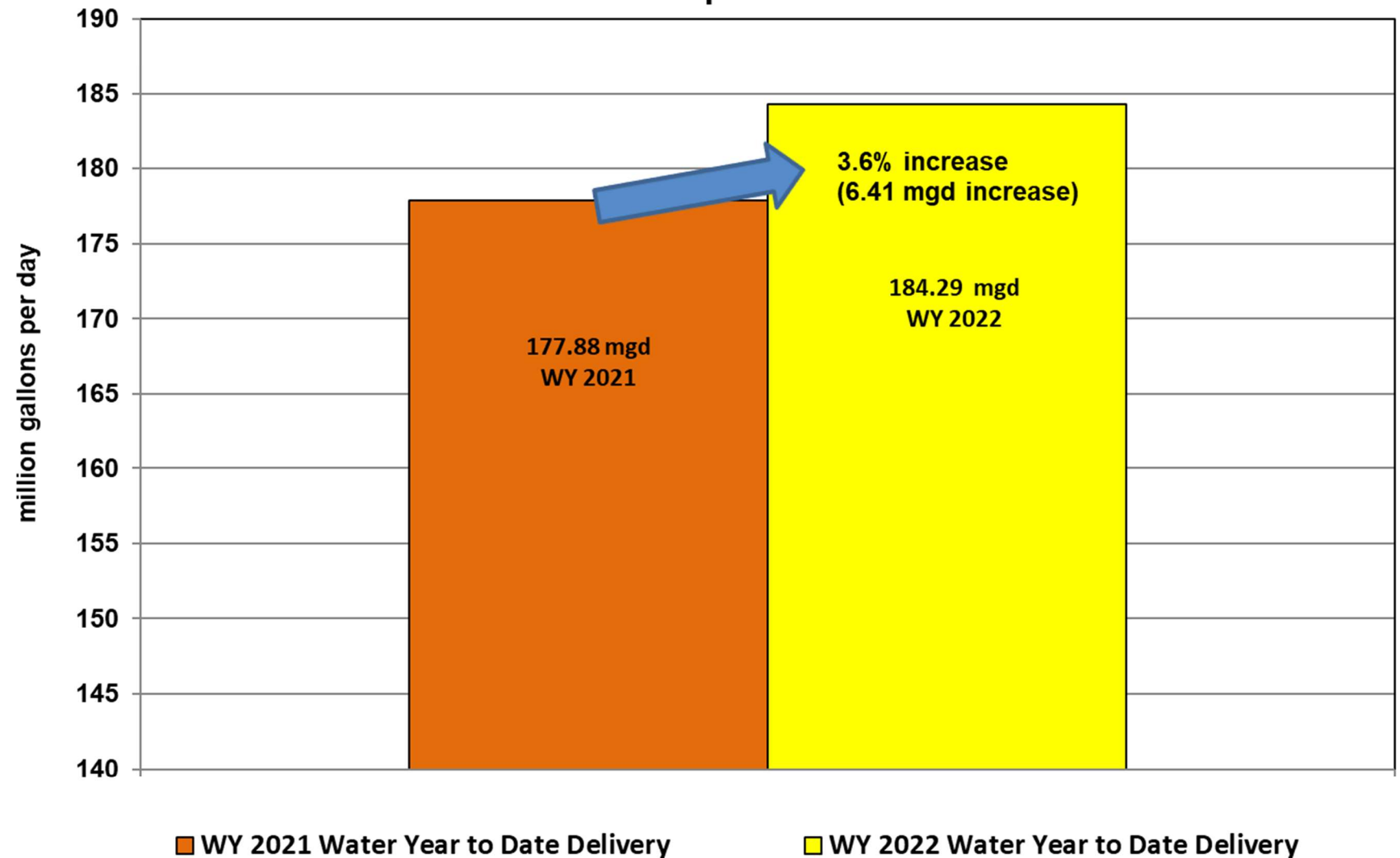


Figure 3. Consolidated Wellfield Production

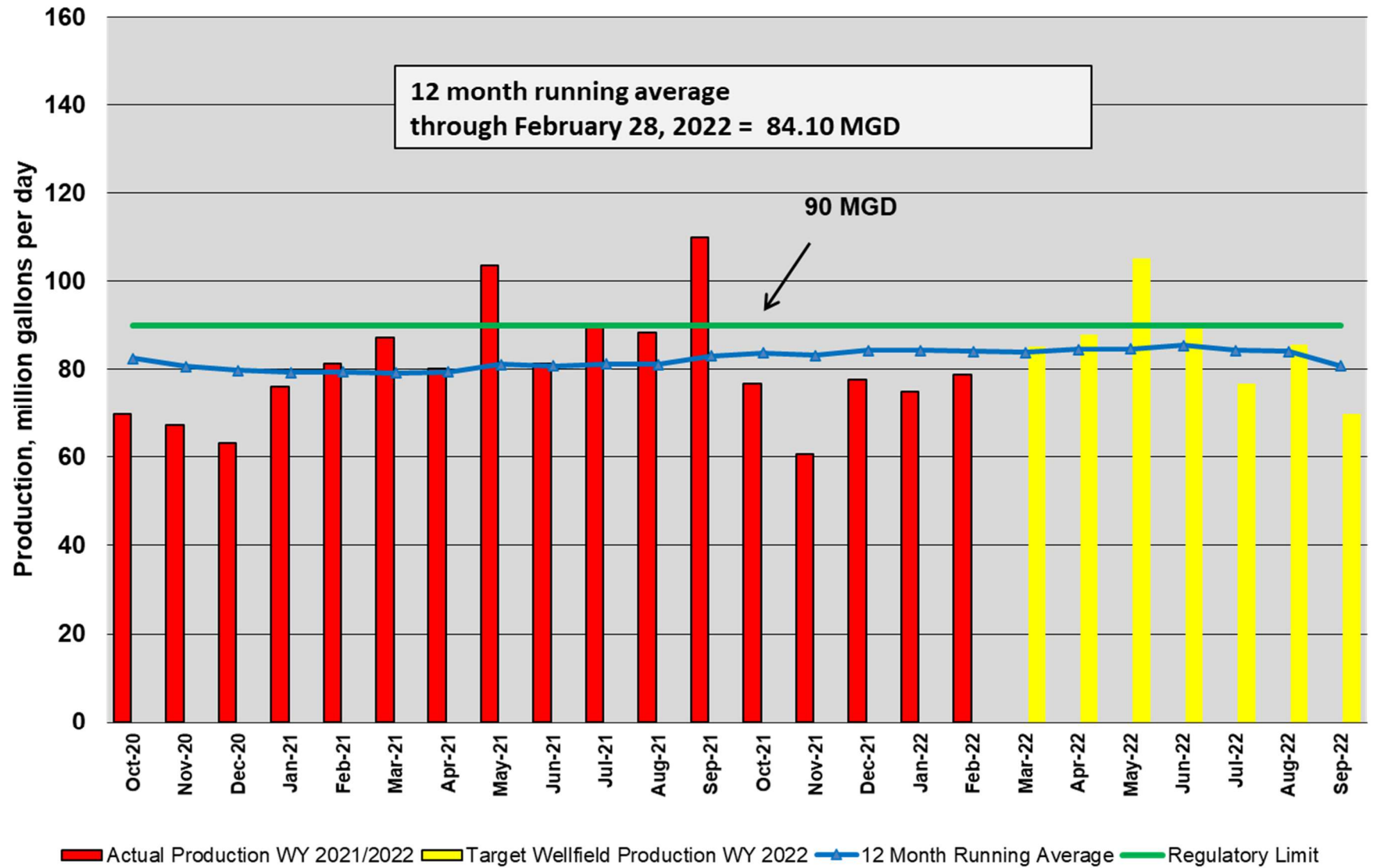
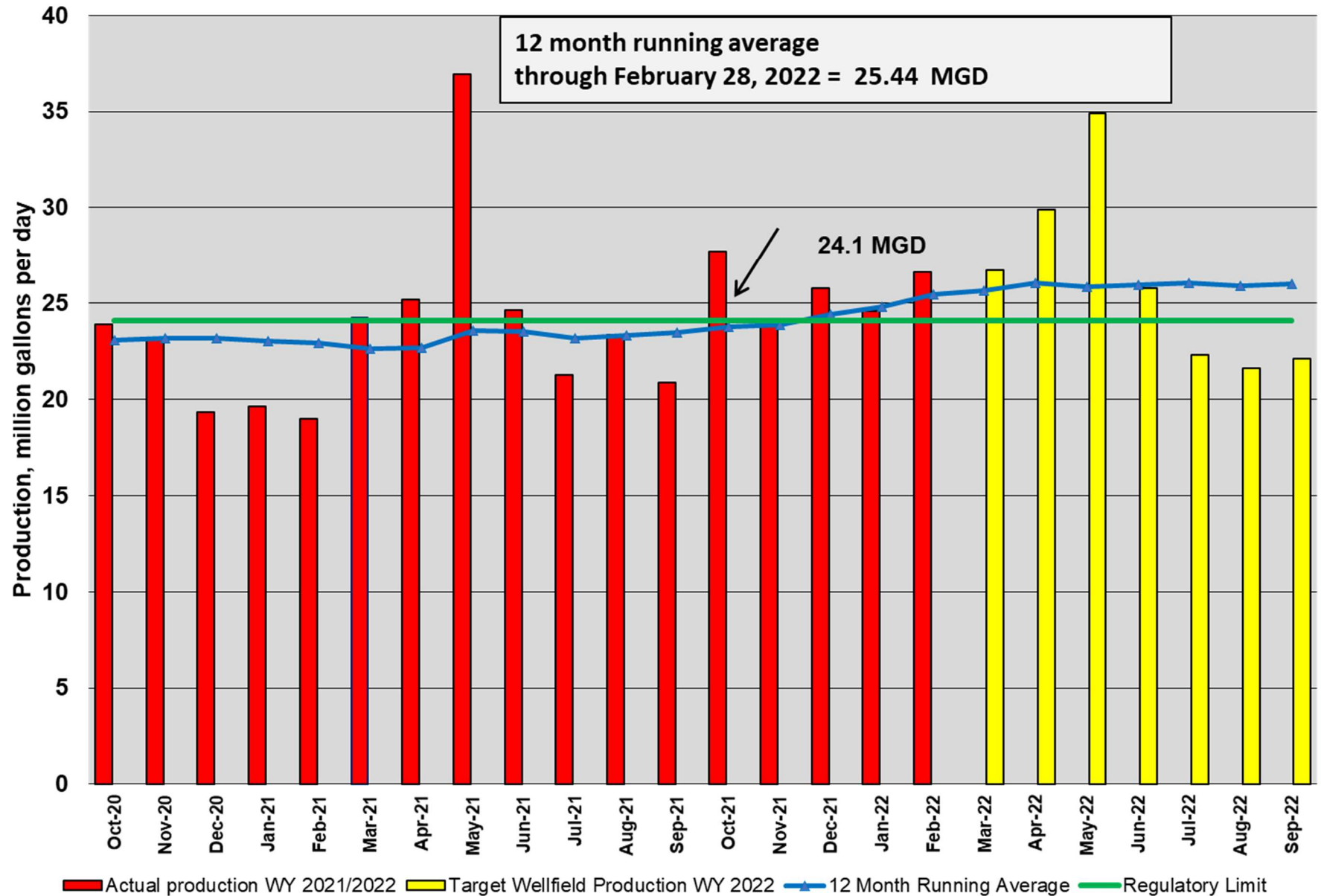
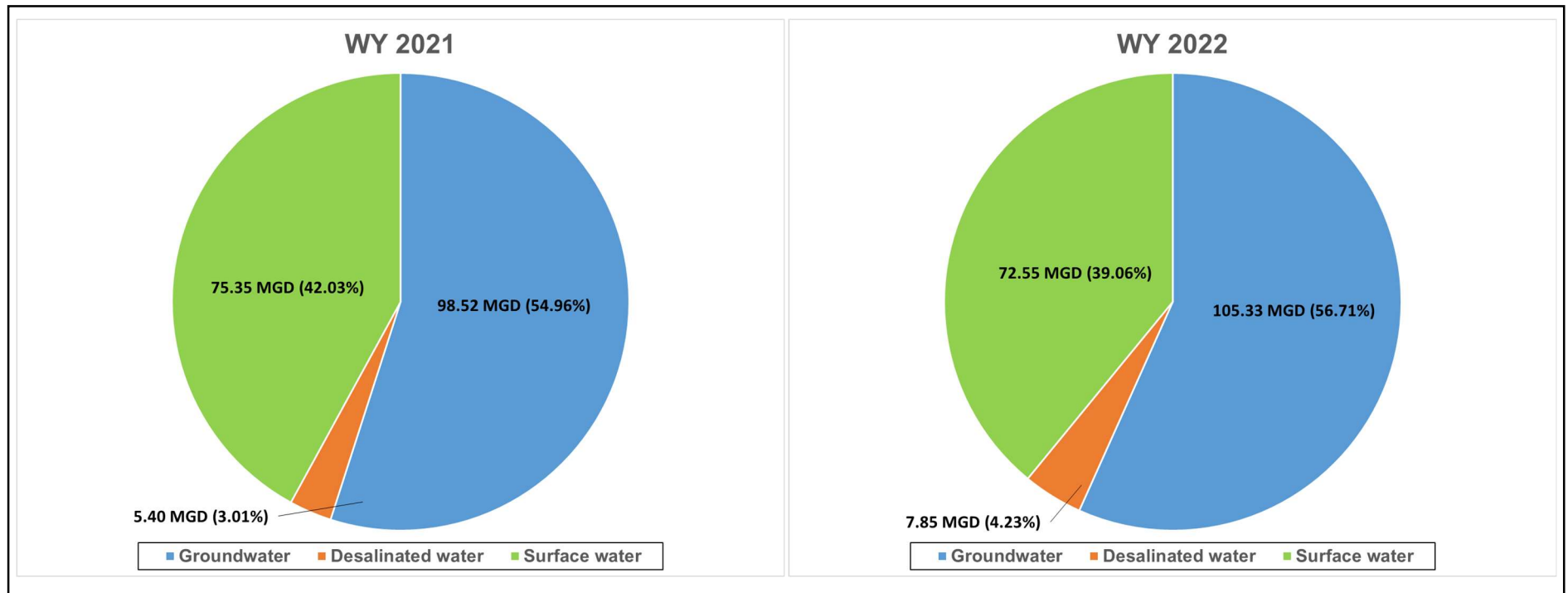


Figure 4. South Central Wellfield Production

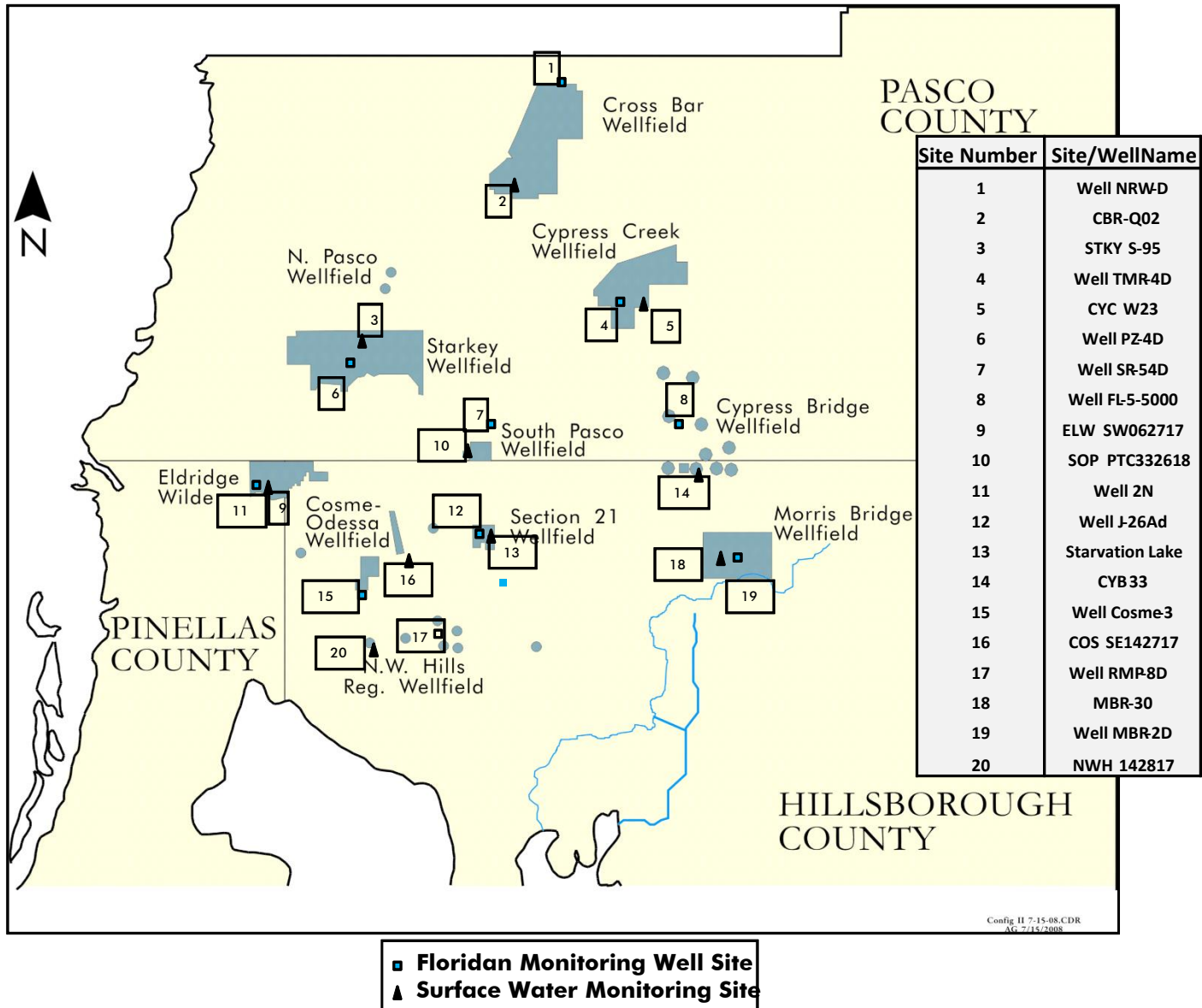


**Figure 5: Tampa Bay Water Supply Sources
Water Year 2022 Compared To Water Year 2021**



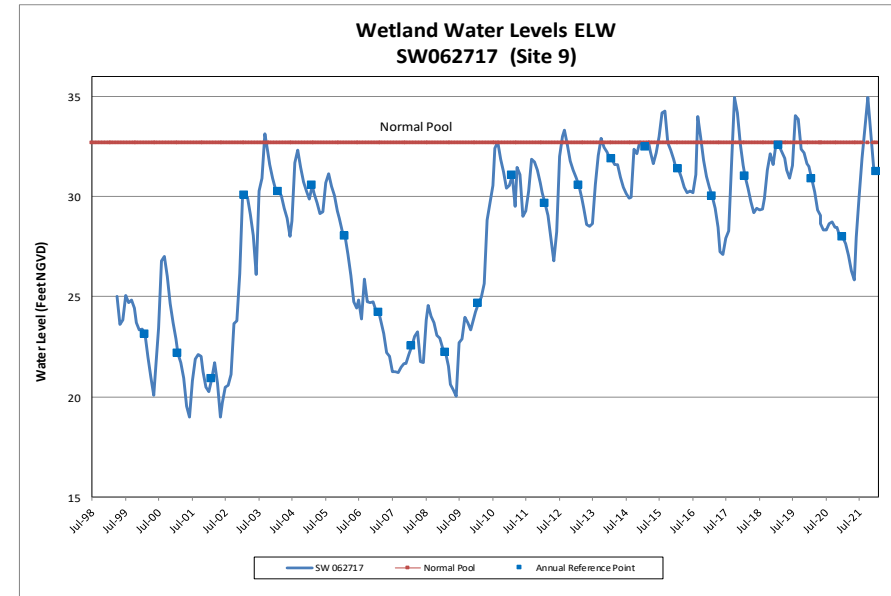
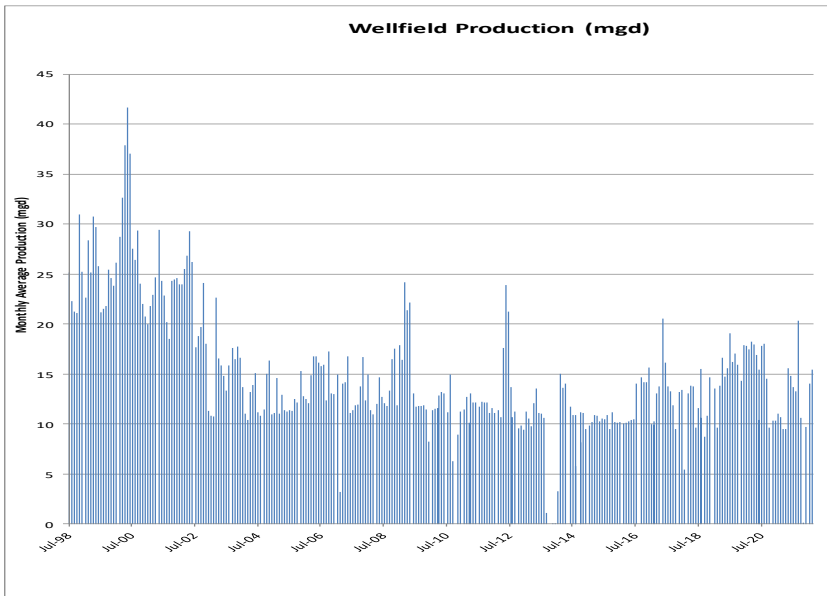
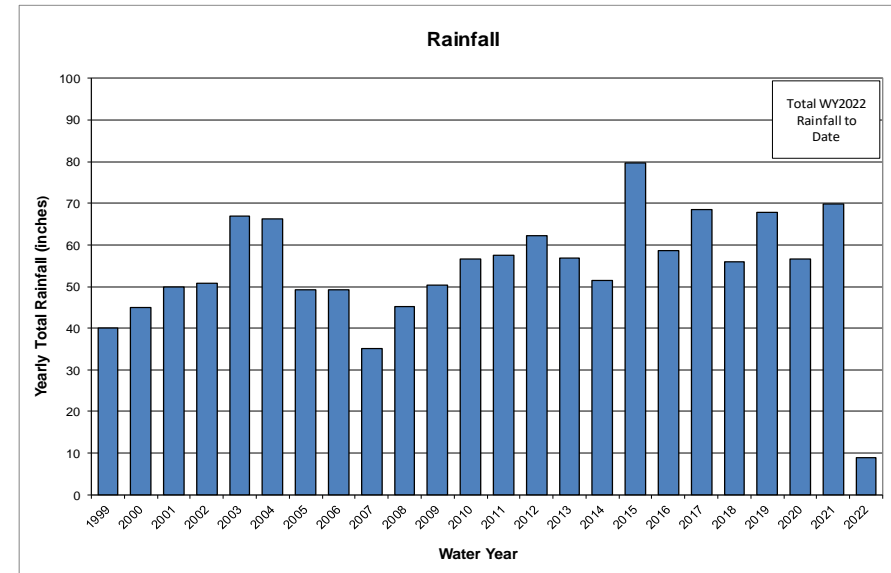
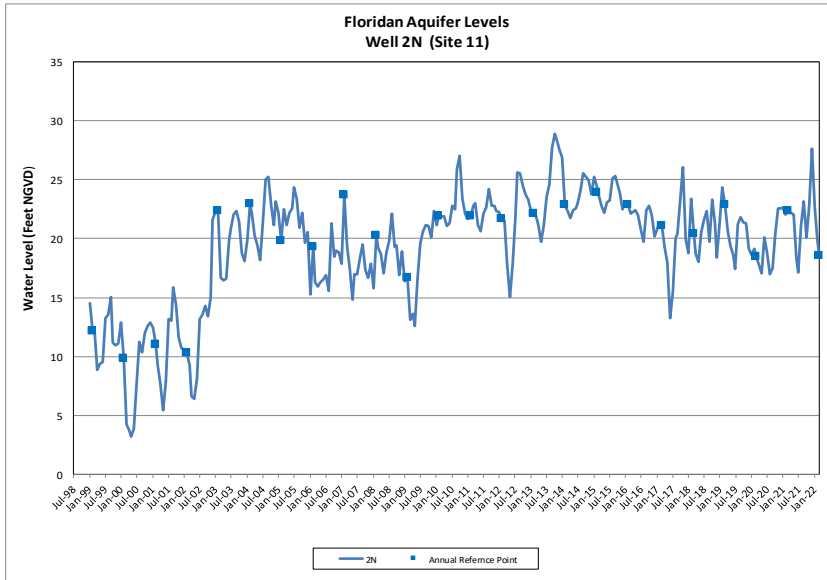
Monitoring Site Location Map

Figure 6



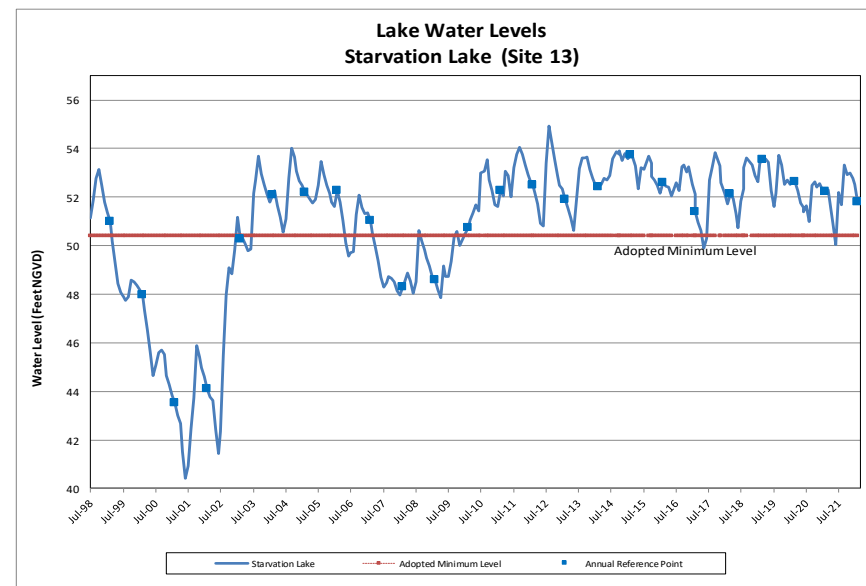
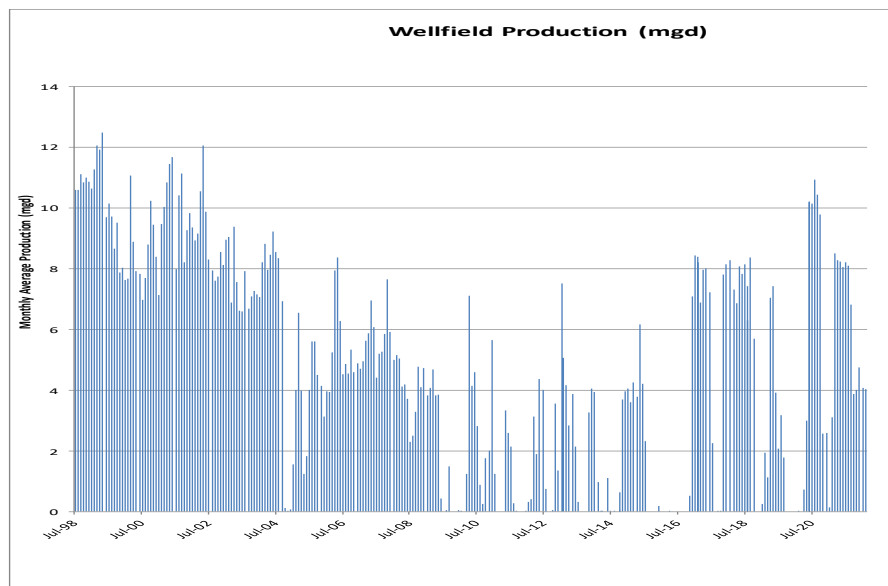
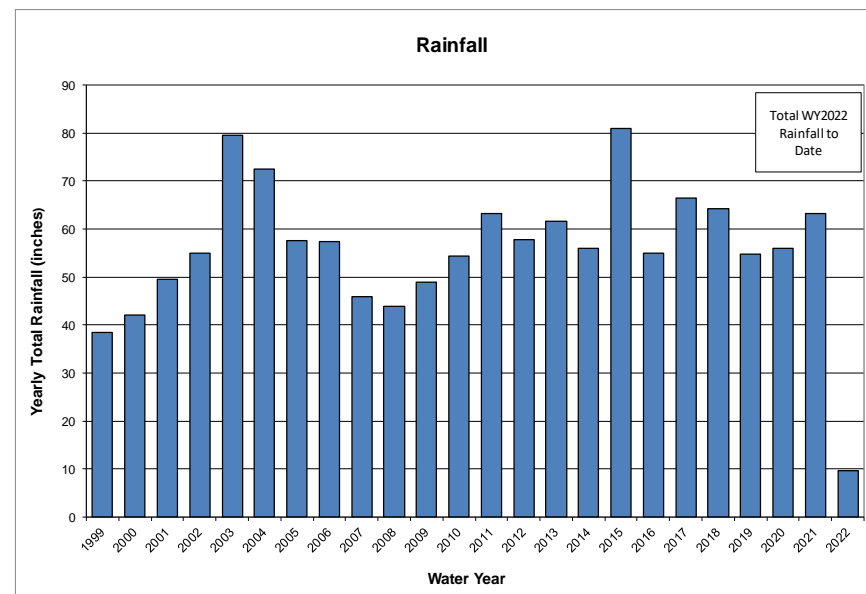
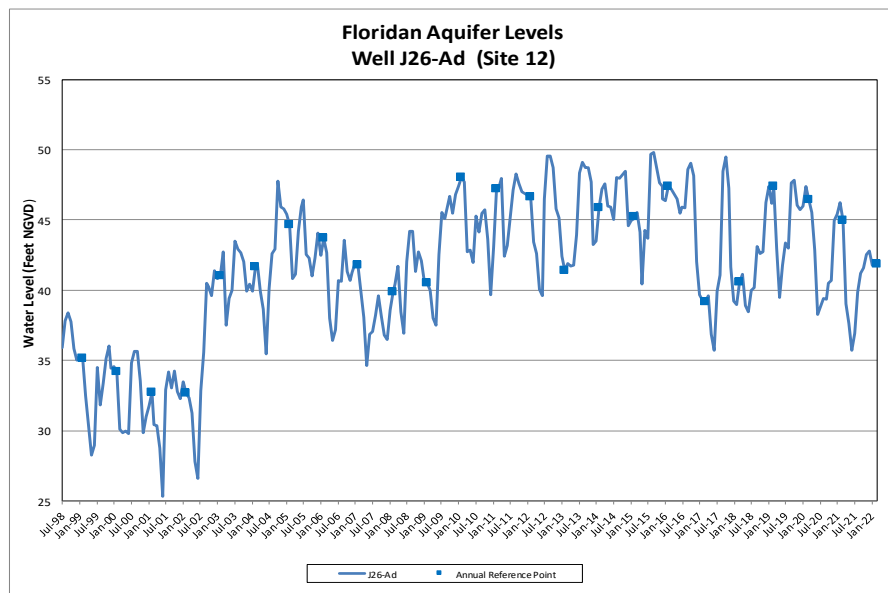
Eldridge Wilde Wellfield

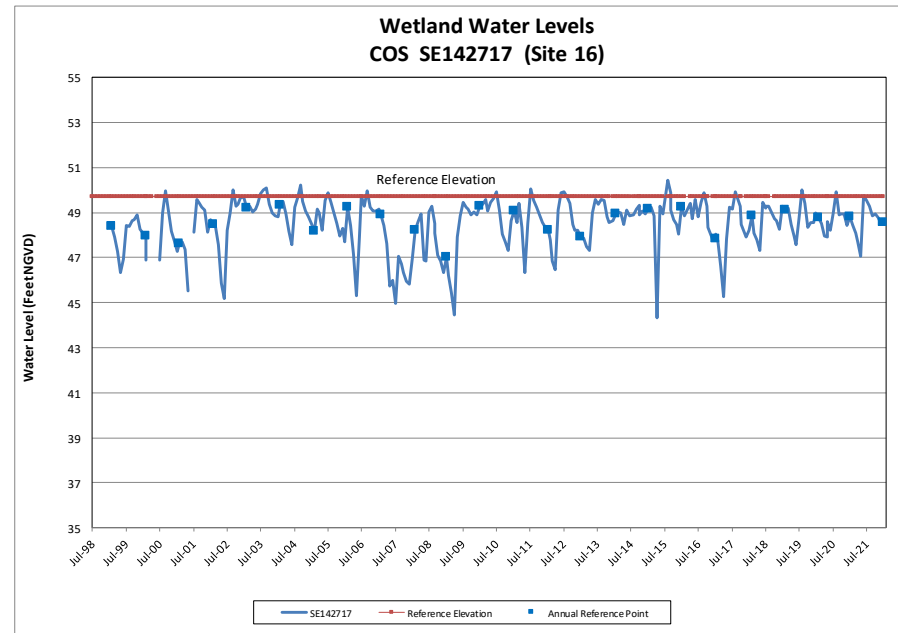
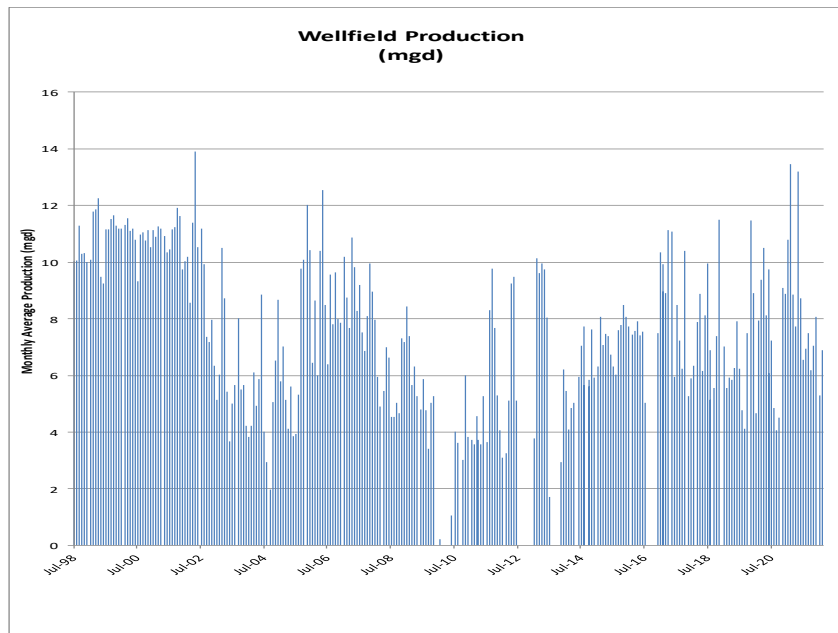
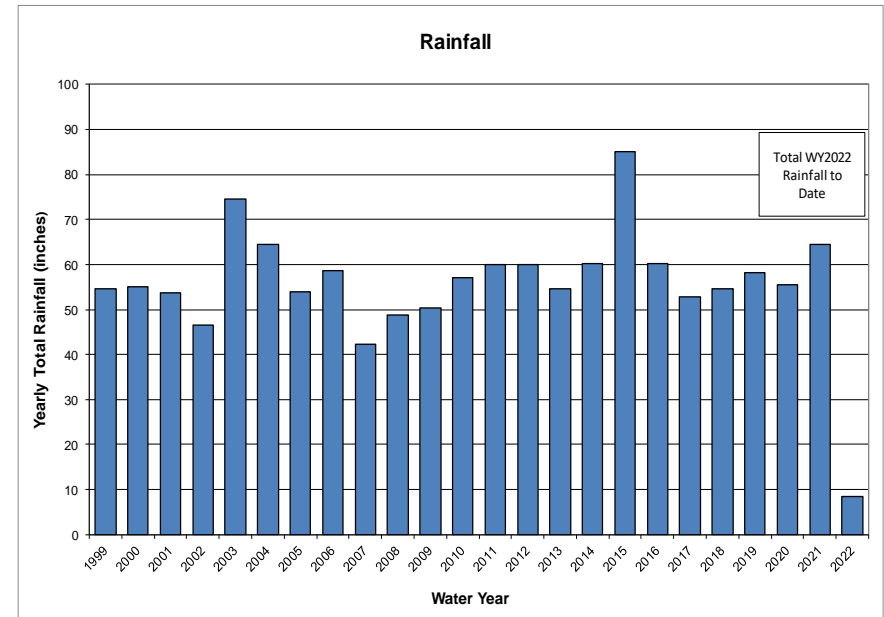
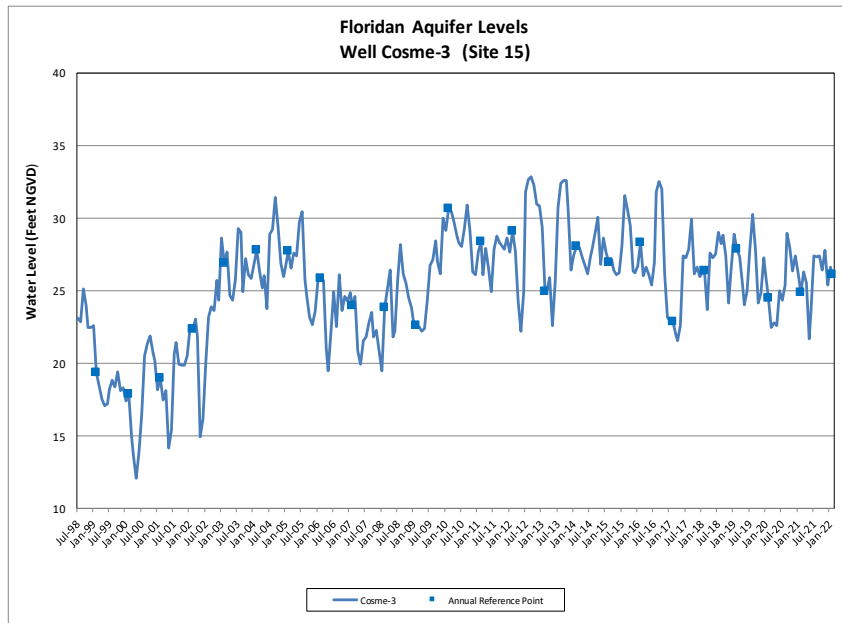
Figure 7

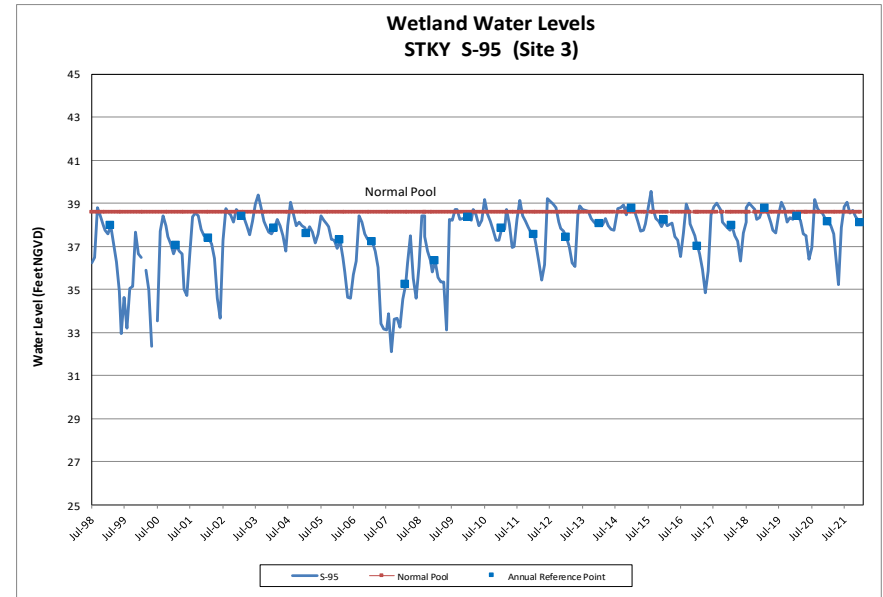
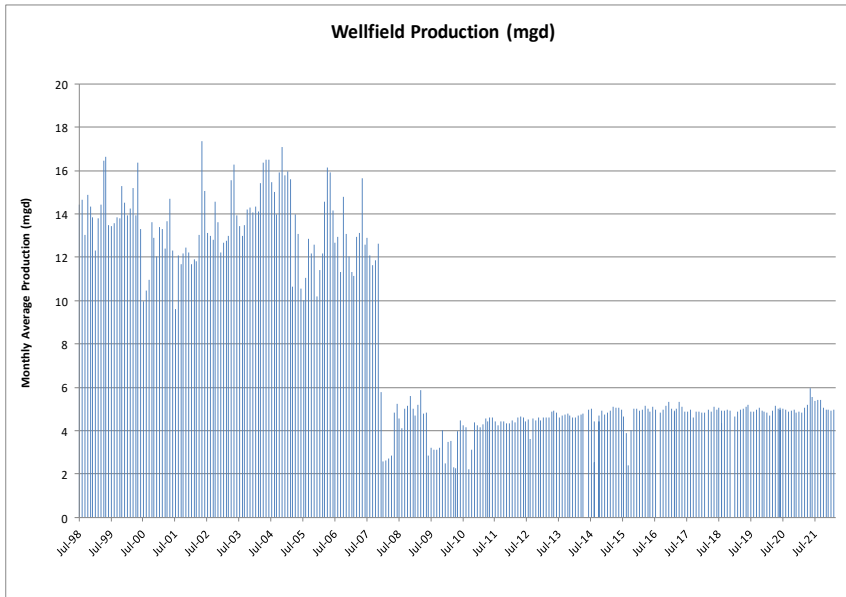
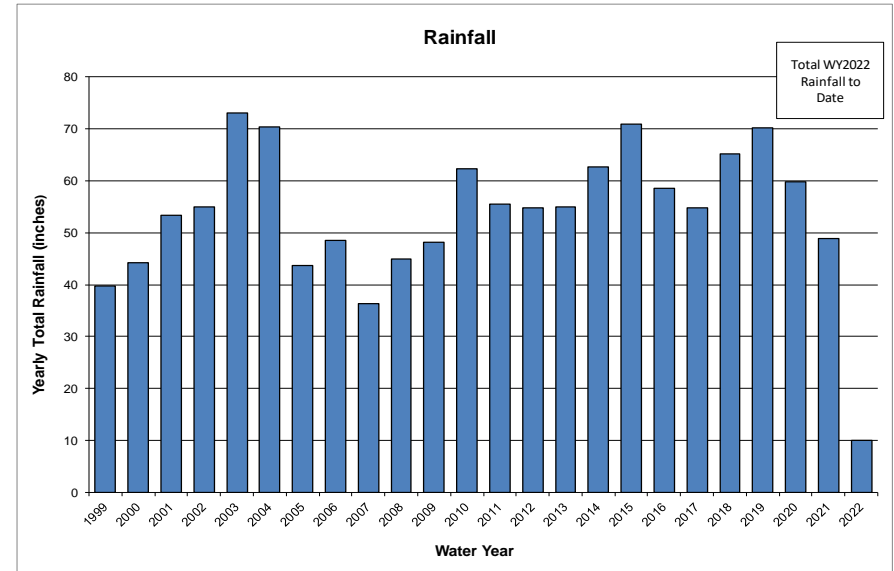
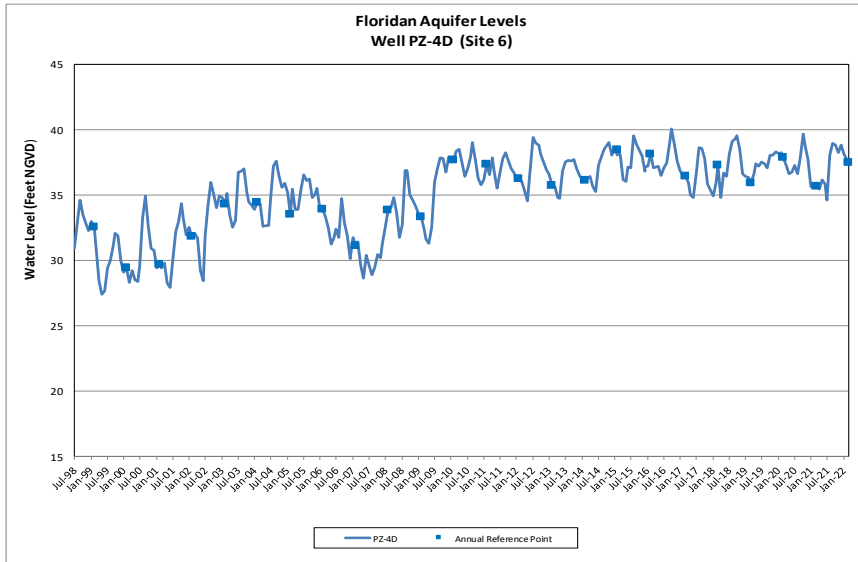


Section 21 Wellfield

Figure 8

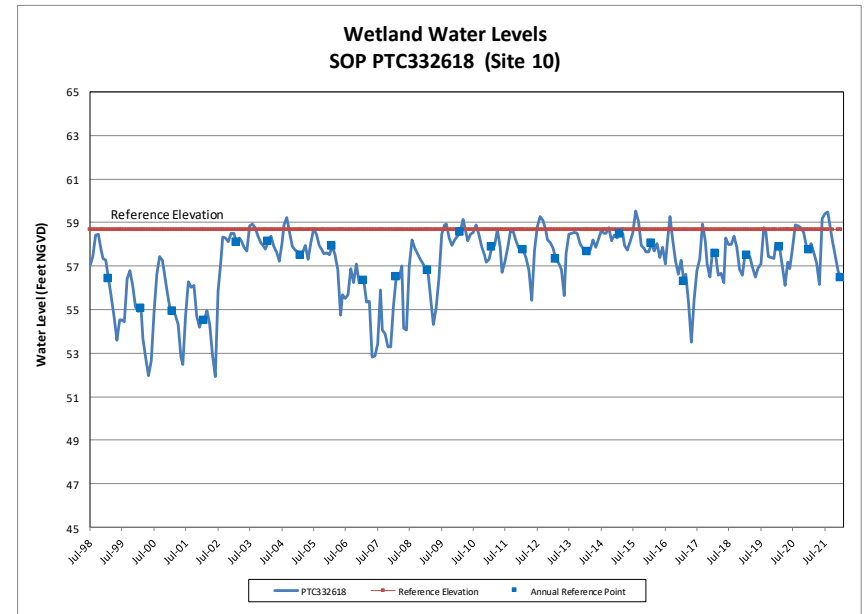
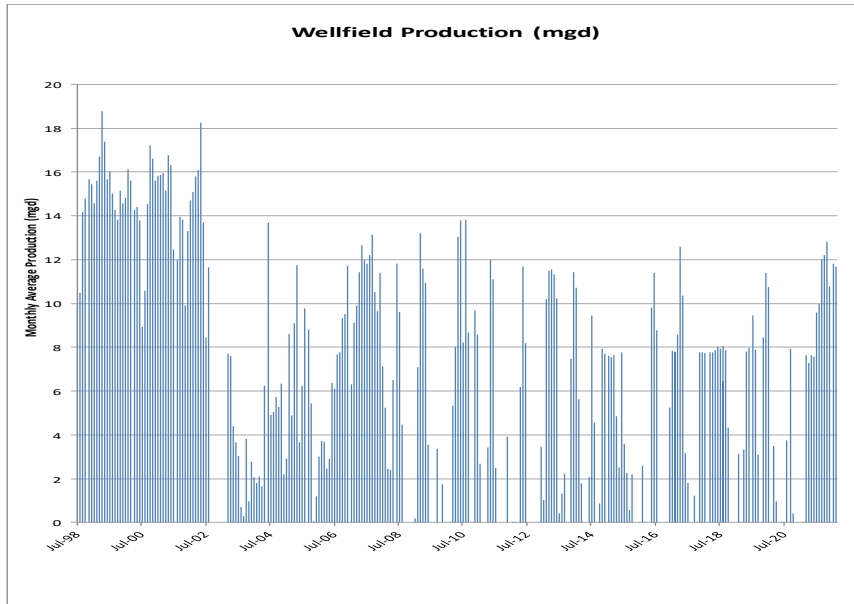
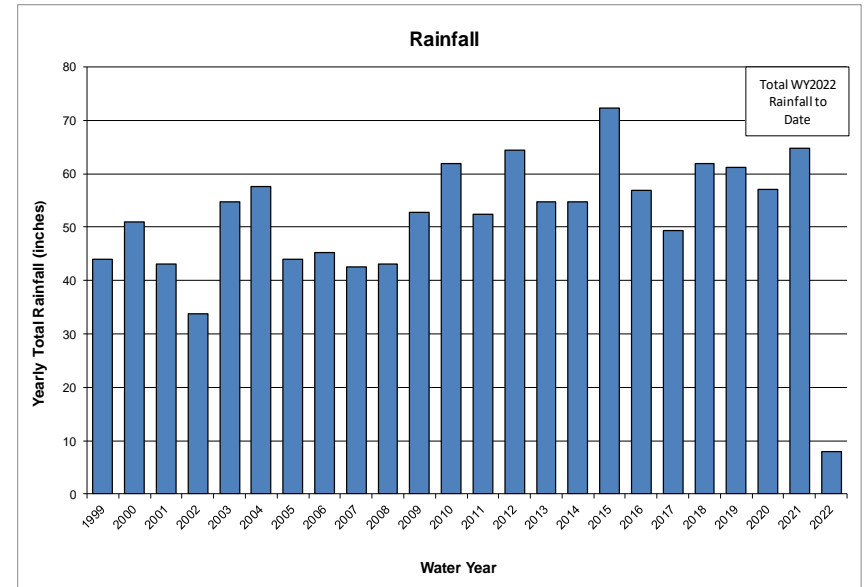
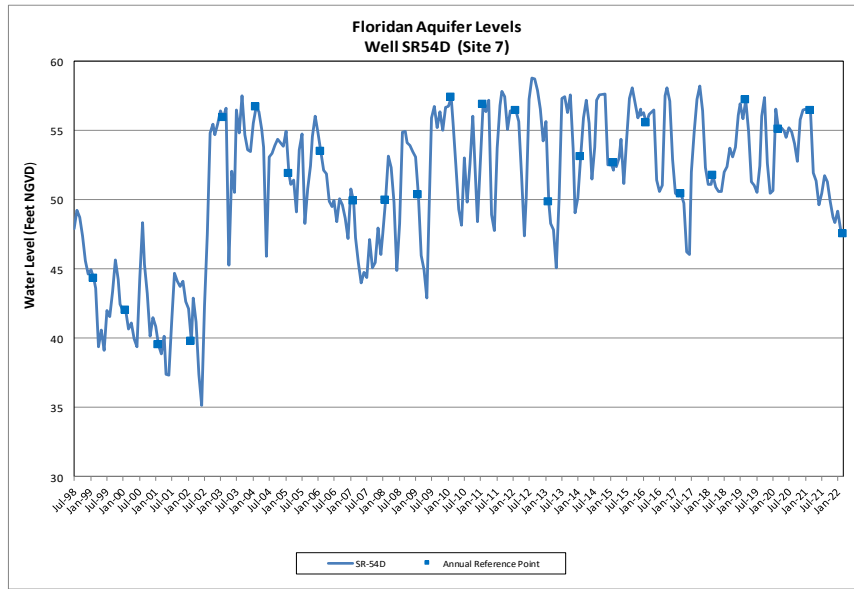






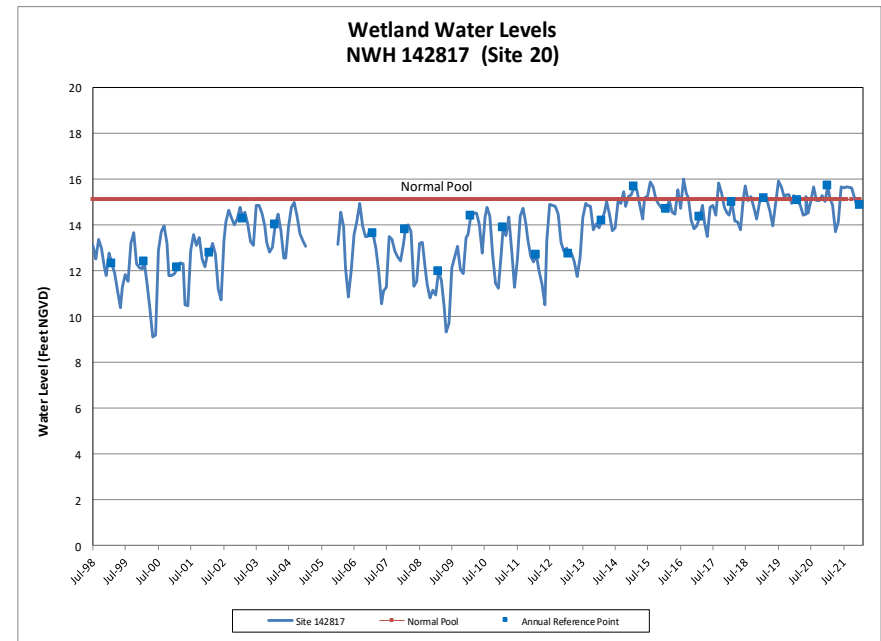
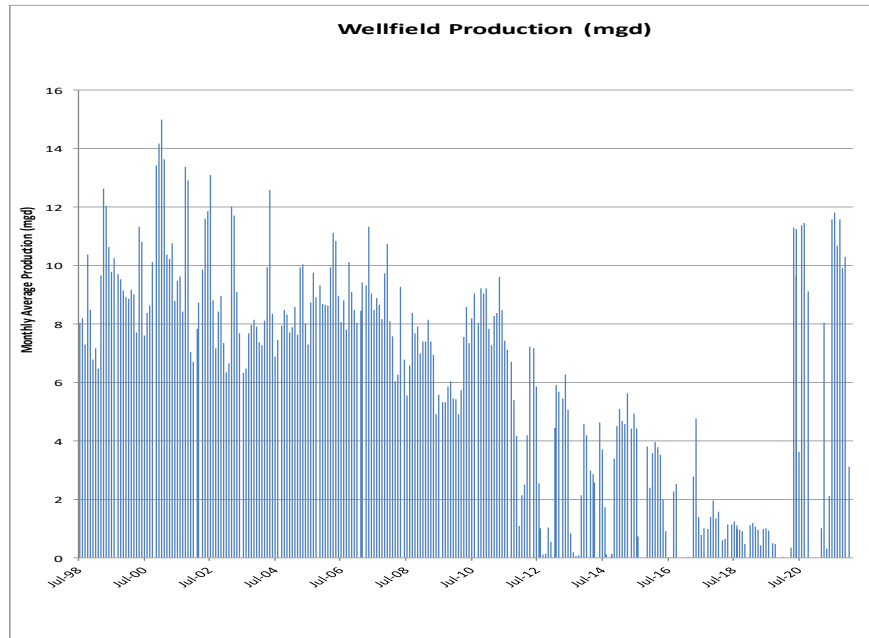
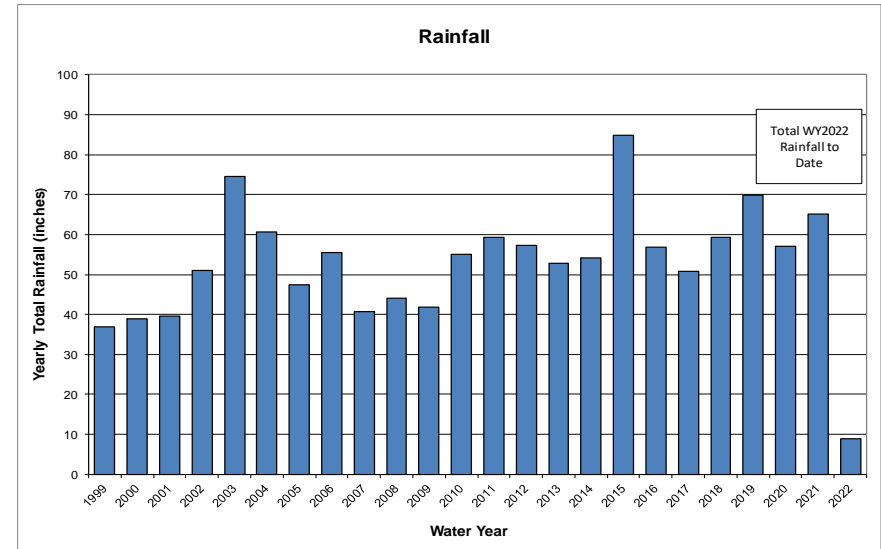
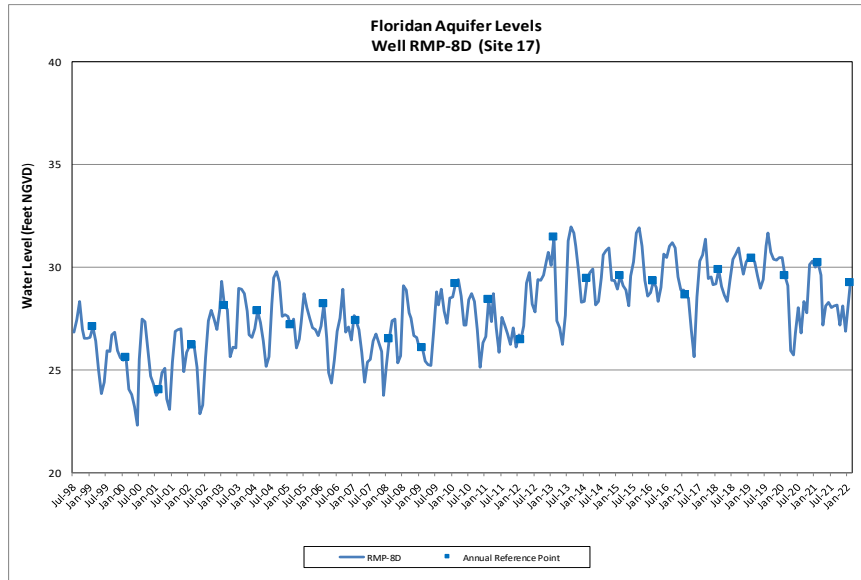
South Pasco Wellfield

Figure 11



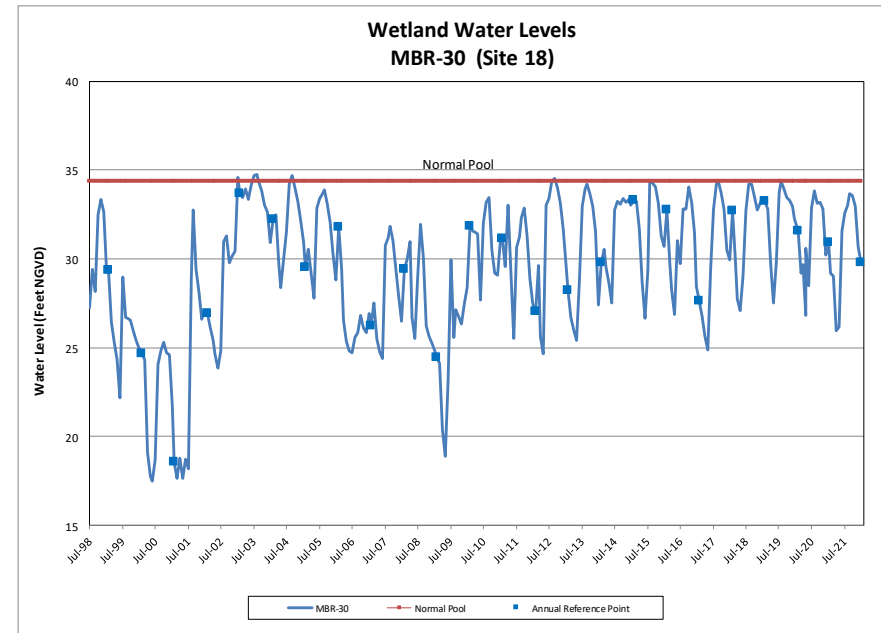
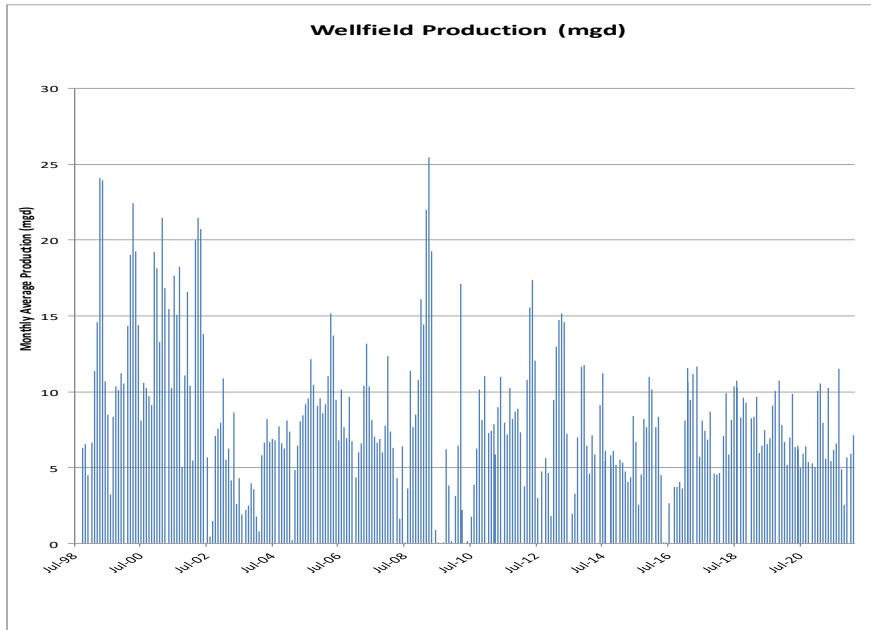
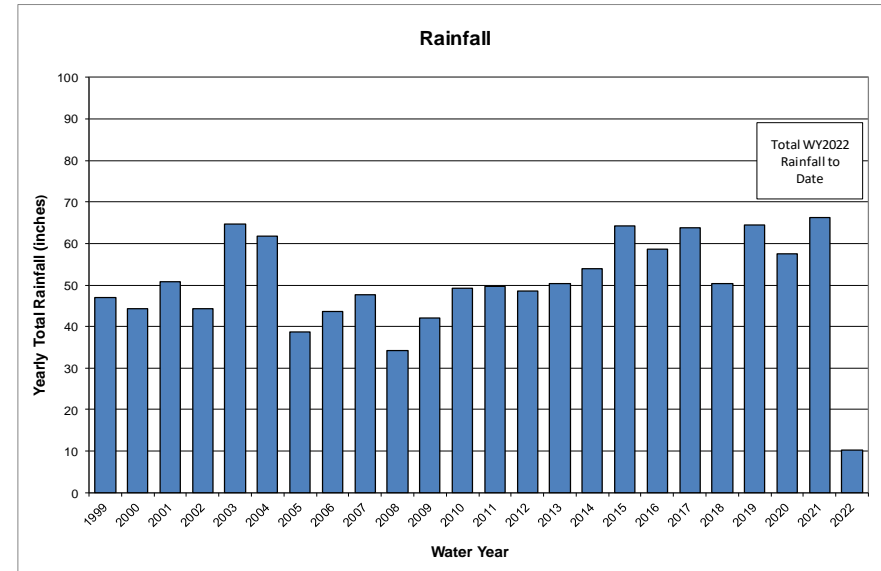
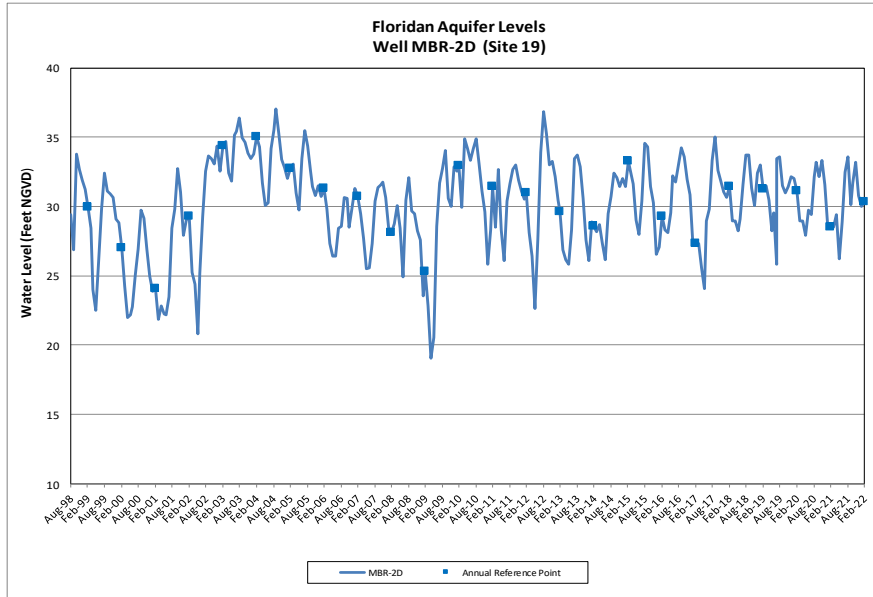
Northwest Hillsborough Regional Wellfield

Figure 12



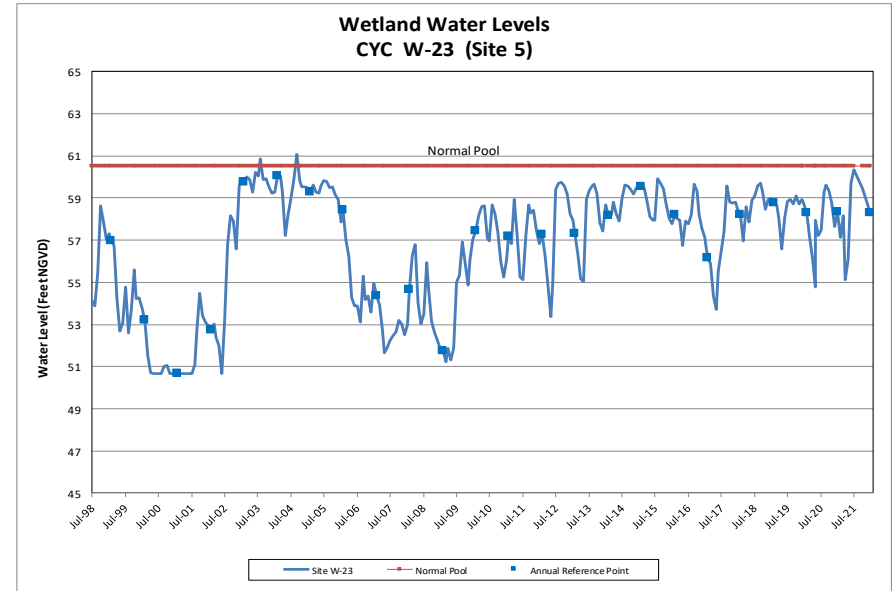
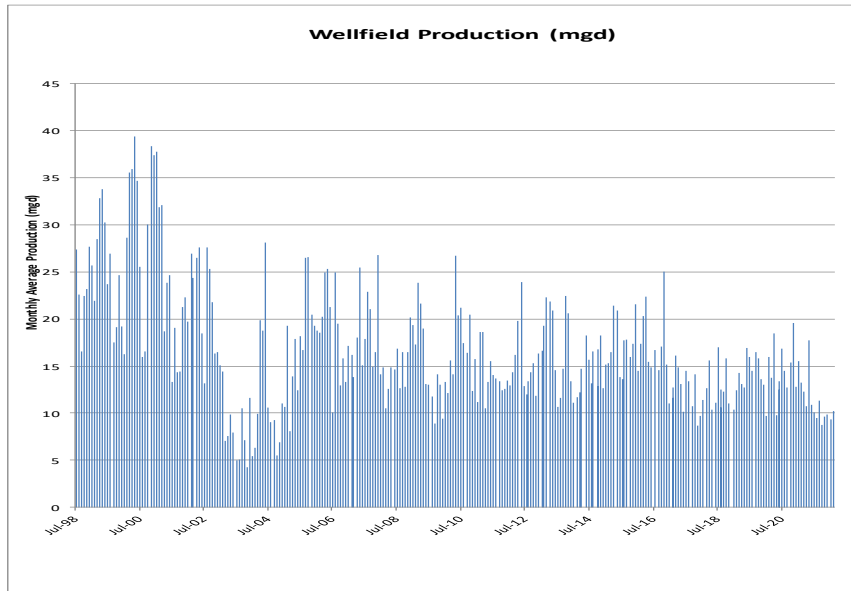
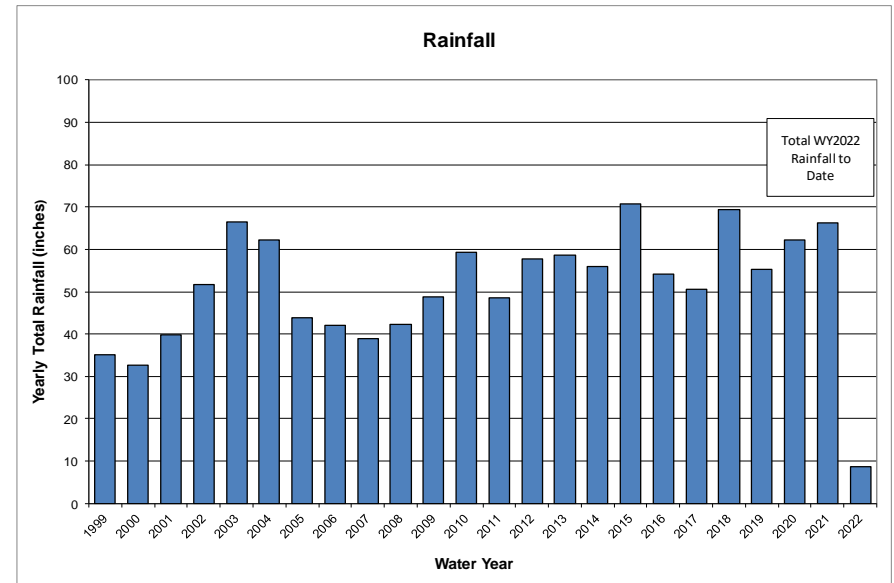
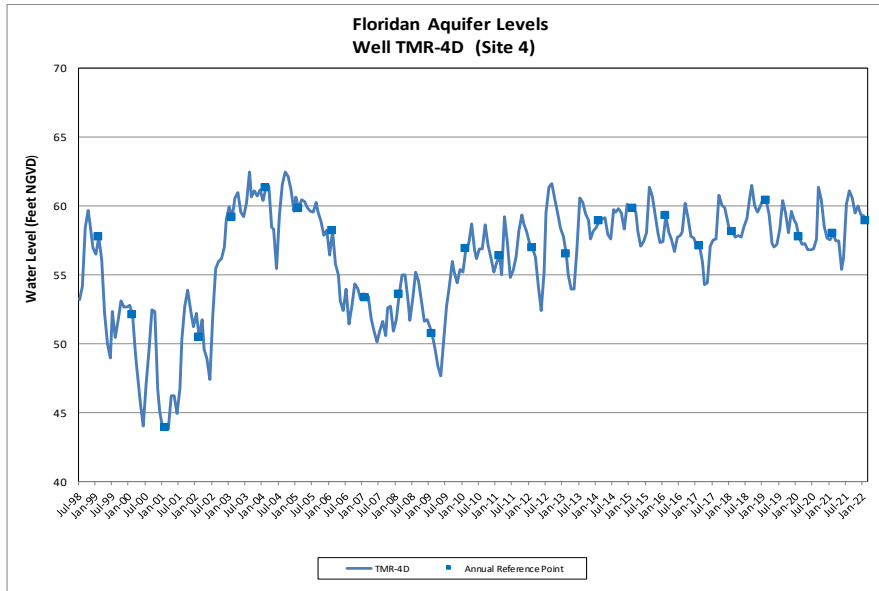
Morris Bridge Wellfield

Figure 13



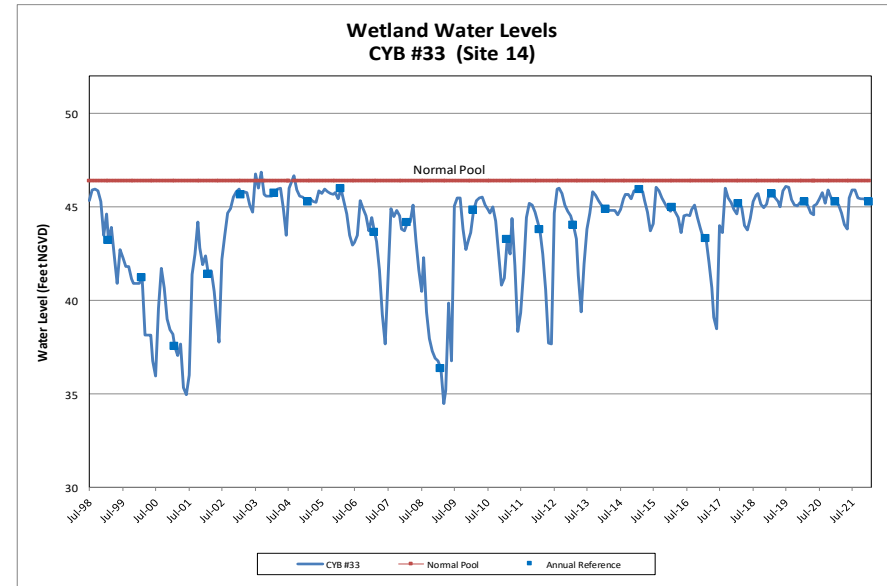
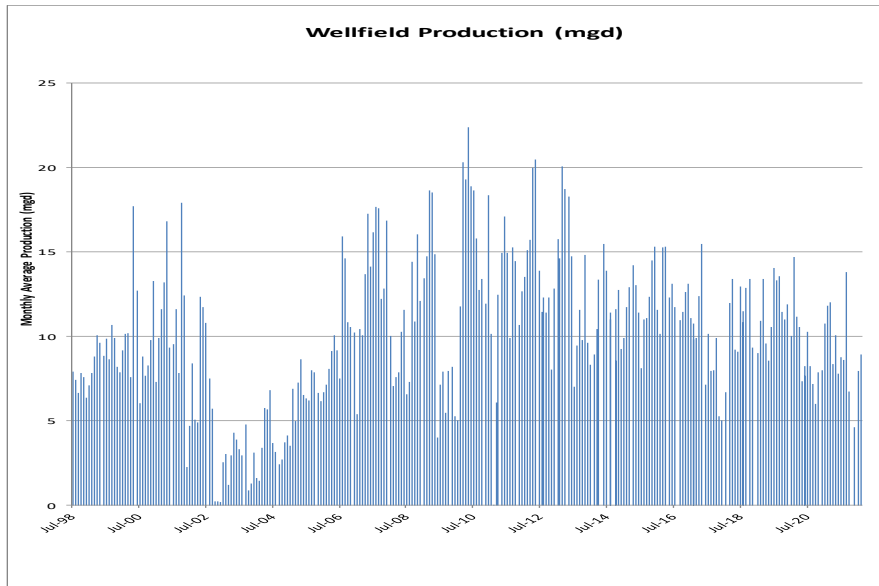
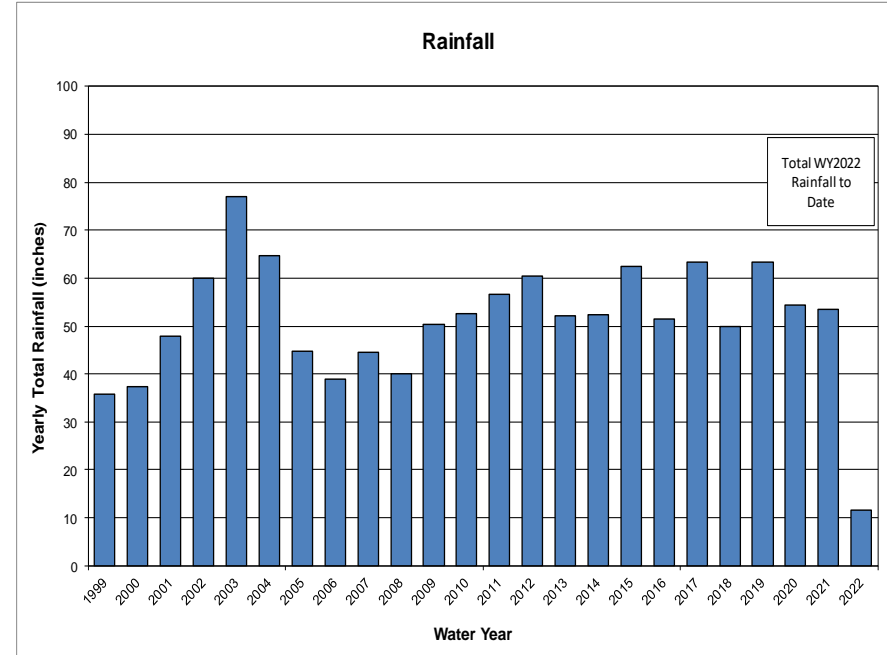
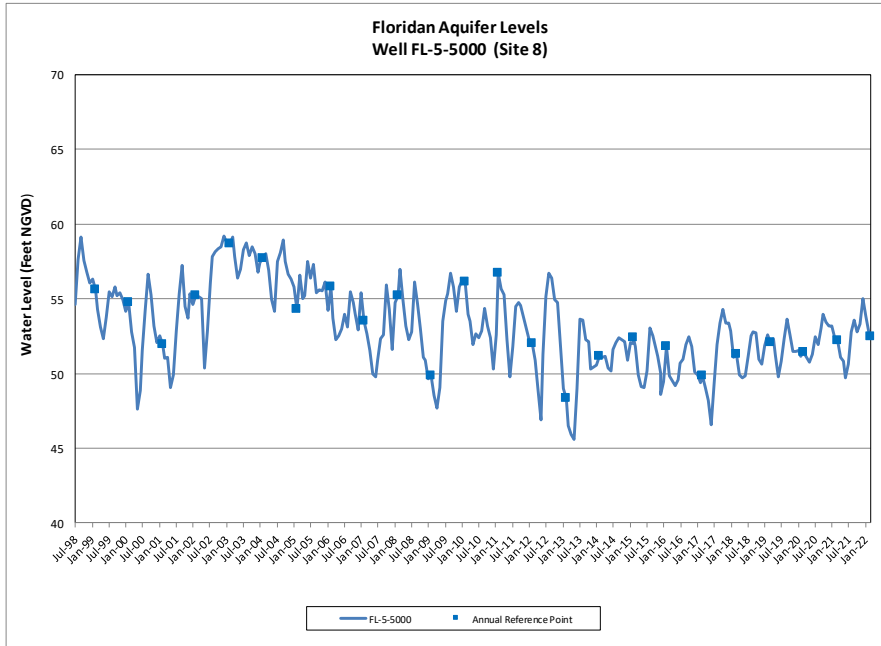
Cypress Creek Wellfield

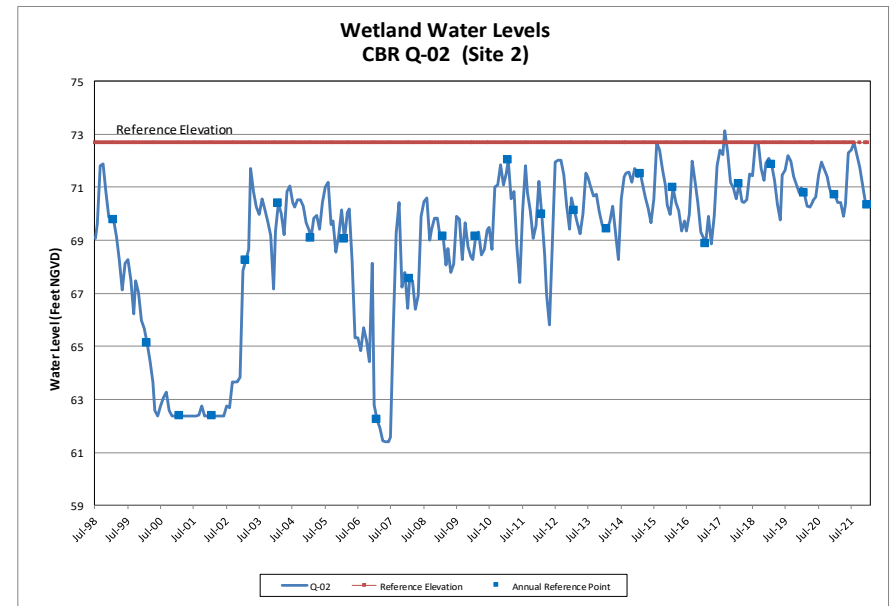
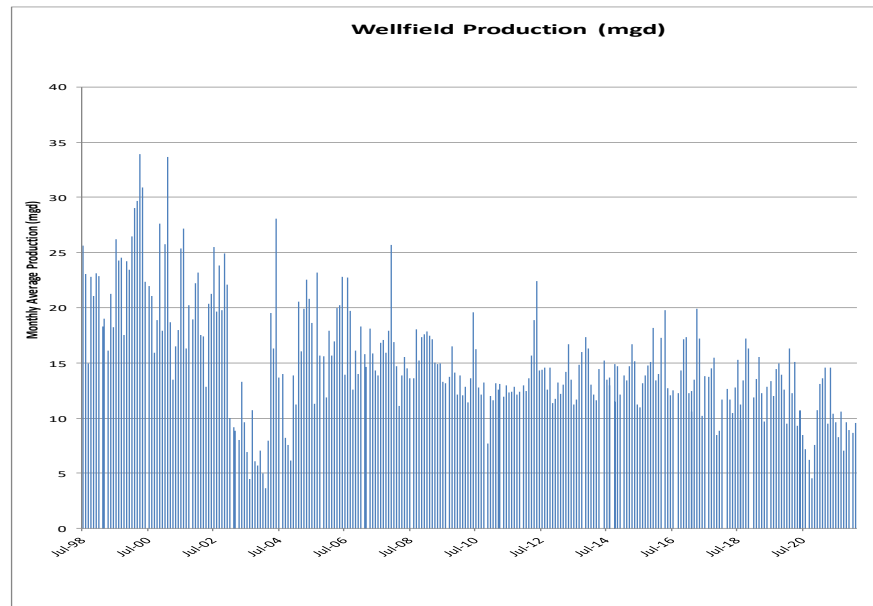
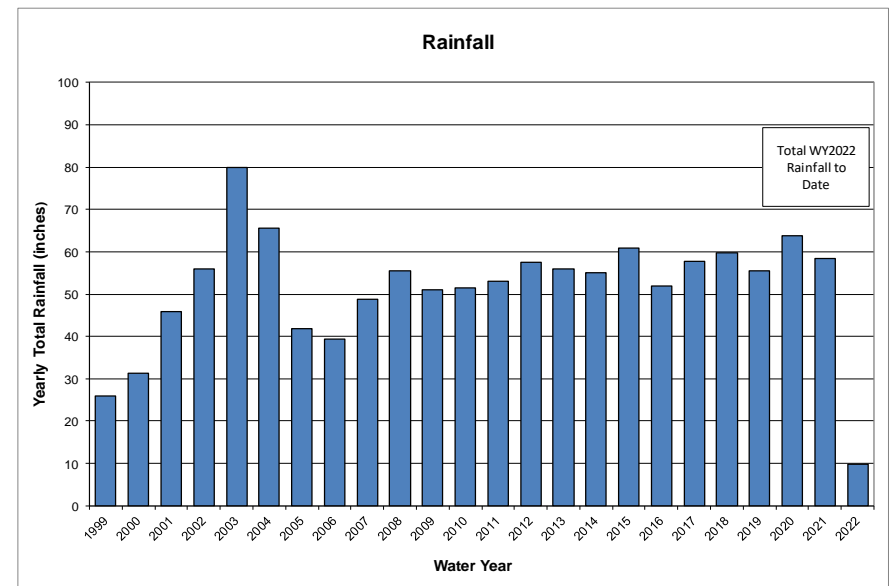
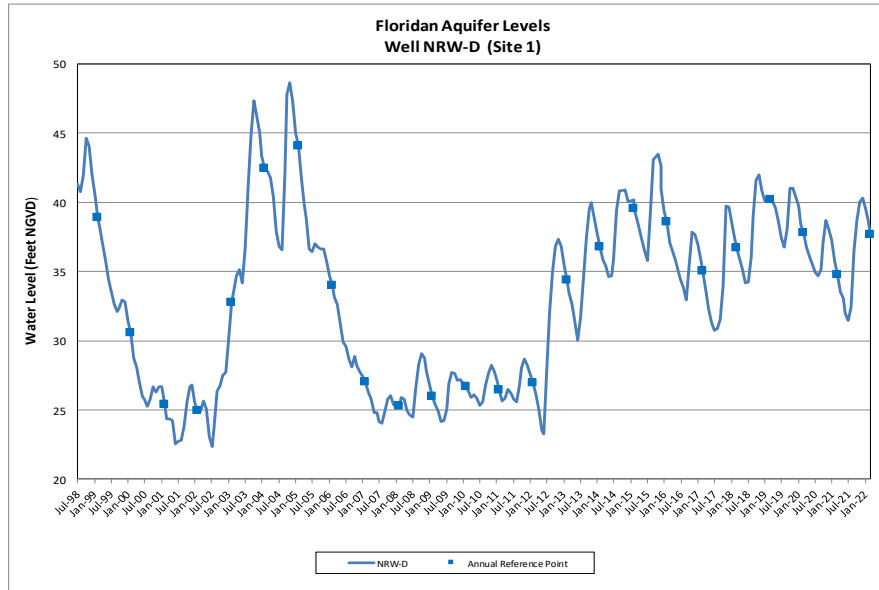
Figure 14



Cypress Bridge Wellfield

Figure 15





DATE: March 7, 2022

TO: Board of Directors

THRU: Charles H. Carden, General Manager

FROM: Warren Hogg, Interim Chief Science & Technical Officer

SUBJECT: Water Quality Update - *Receive Report*

SUMMARY

The Water Quality Update summarizes agency water quality compliance and studies through February 2022 and member government distribution systems performance through January 2022.

SUGGESTED ACTION

Receive Report.

COST/FUNDING SOURCE

N/A

DISCUSSION

The agency monitors regional system water quality at member government points of connection and sampling locations identified in the Comprehensive Regional Water Quality Monitoring Plan approved by the FDEP. Data are reported in accordance with the Master Water Supply Contract (Exhibit D) and state and federal water quality compliance requirements. **The agency complied with all state/federal drinking water standards for this reporting period.**

Exhibit D Water Quality Compliance

Exhibit D requirements were met for all parameters and locations during this reporting period, except turbidity (1.21 NTU) at the point of connection with the Cosme Water Treatment Plant. Turbidity slightly above the 1 NTU running annual average requirement at this location has been discussed with the City of St. Petersburg. This is not a drinking water concern because turbidity is removed by the Cosme Water Treatment Plant's lime-softening process.

Consumer Confidence Report

Consumer Confidence Report (CCR) data for 2021 were compiled and distributed to members in February 2022. The agency's final CCR report, which is an annual drinking water quality report to customers, will be published in March 2022. The deadline for issuing this report to members is April 1, 2022.

Regional Water Quality Study

Operation of the ion exchange and granular activated carbon pilot systems continued to treat a sample stream of groundwater from the Cypress Creek Wellfield, and the reduction of total organic carbon and overall performance remain favorable and consistent with bench-scale studies performed earlier in 2021. The total organic carbon target concentration for this pilot study was 1 mg/L and the pilot test results show a reduction in total organic carbon to 1 mg/L or less. Pilot testing was completed in February 2022 and a report will be issued in March 2022. Updates are provided at Utility Director and Water Quality Working Group/Operations Coordination Committee (WQWG/OCC) meetings.

Regional Free Chlorine Maintenance Evaluation

Discussions continue with member government water quality staffs to examine disinfection byproducts (DBP) formation potential more closely. Bench-top tests will be conducted to further characterize free chlorine use in the regional system with a focus on members' distribution systems, as requested by some members. Pilot tests to gauge biological sloughing potential in agency transmission mains will be further discussed with the Utility Directors.

Northwest Hillsborough Transmission System - Chloramines and Nitrites

Regional system water quality satisfies Exhibit D requirements. Fluctuations in chloramine residuals and nitrites were previously observed by members receiving water from the Northwest Hillsborough regional service area. Tampa Bay Water Operations staff optimized chloramine formation, increased chloramine stability, and reduced nitrites. This favorable performance continued during the current reporting period.

Northwest Hillsborough Wellfield and Regional Blends - Chloramines and Nitrites

Work continues with Hillsborough County operations and water quality staffs to achieve optimum wellfield and regional water blends to achieve increased chloramine stability in the member's

distribution system downstream of their Fawn Ridge Water Treatment Plant. Progress meetings are held monthly.

Proposed PFAS Monitoring

In support of the agency's PFAS litigation, a sampling plan and analytical method for PFAS detection in source waters was proposed by special counsel's technical expert, Weston & Sampson. EPA's Draft Method 1633, which was published in late-2021 and is different from Weston & Sampson's proposed method, is being considered and continues to be discussed with special counsel. The proposed plan and analytical method will be presented to the Utility Directors prior to sampling.

Fifth Round Unregulated Contaminant Rule (UCMR5)

EPA published their final rule in late December that requires finished water monitoring of 29 PFAS compounds and lithium in January 2023 to January 2025. The agency will coordinate sample collection with members, so that “upstream” (Tampa Bay Water) and “downstream” (members) test results are available during the monitoring program.

Red Tide

Staff continues to review monitoring performed by others to remain current on red tide conditions in Tampa Bay. Red tide conditions have not been reported in the vicinity of the desalination plant intake structure. The desalination plant is currently online.

Water Quality Working Group/Operations Coordination Committee

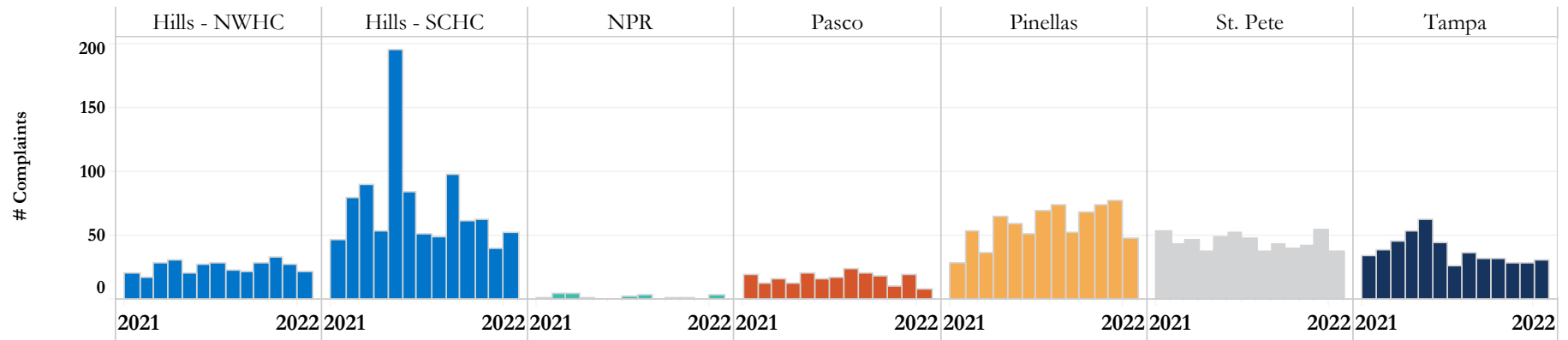
A Water Quality Working Group/Operations Coordination Committee (WQWG/OCC) meeting was held on February 10, 2022. Discussion topics included Tampa Bay Water regional system performance and project status reviews (described above). Member governments presented distribution system performance data that are provided in attached Tables 1-4 and shown on the attached graphs. The graphs show, by member government for January 2021 through January 2022, the total number of received complaints, the total distribution system water flushed (by volume), and the water distribution system water flushed (percent of total water delivered). No compliance issues were reported by the member governments. Minutes are attached for this meeting.

Attachments (2)

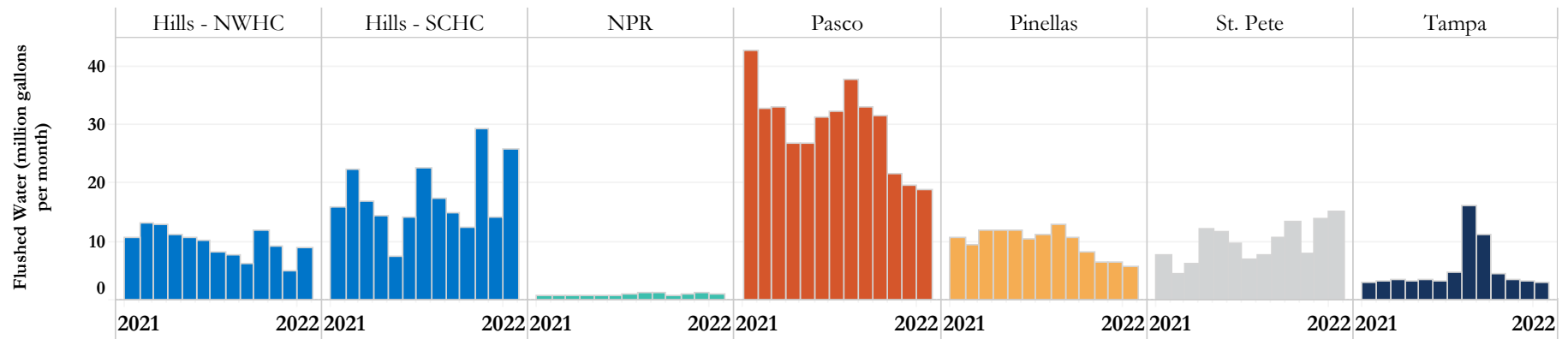
[Water Quality Exhibits.pdf](#)

[Water Quality Working Group - Operations Coordination Committee - Meeting Minutes](#)

Customer Water Quality Complaints by Member Government (data not normalized for population served)



Distribution System Flushed Water (million gallons per month, data not normalized for production)



Distribution System Flushed Water (% of total water delivered per month)

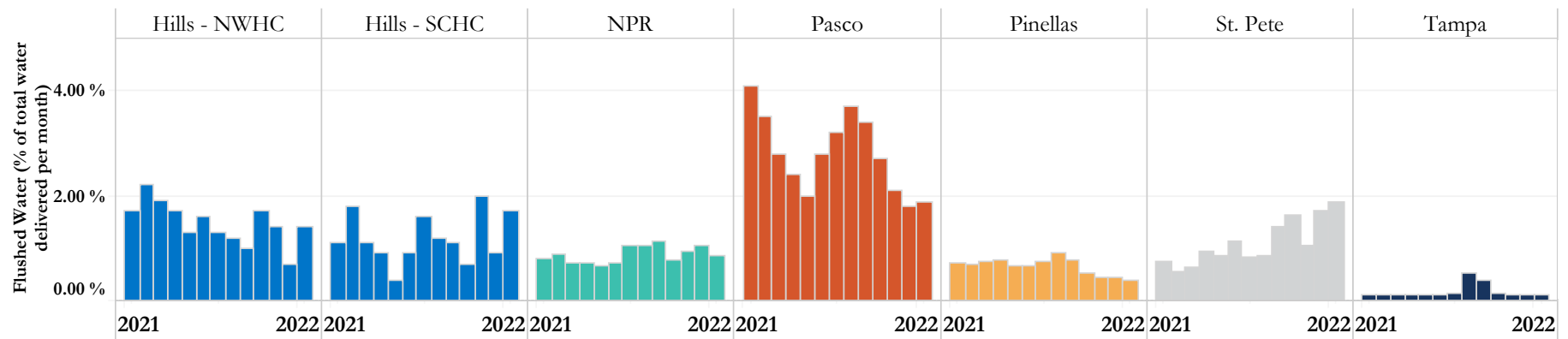


Table 1. Customer Water Quality Complaints by Member Government
[Data not normalized for population served]

2019	Jan	Feb	Mar	Apr	May	Jun	Jul	Aug	Sept	Oct	Nov	Dec
Hills-NWHC	27	21	21	24	13	21	18	18	19	16	17	16
Hills-SCHC	37	57	67	71	70	122	101	45	62	67	50	49
NPR	4	1	0	6	2	2	1	4	0	3	3	1
Pasco	17	8	8	5	8	16	7	5	16	22	7	14
Pinellas	23	26	22	32	33	32	27	30	32	55	40	34
St. Pete	35	30	33	32	30	26	36	31	22	42	29	30
Tampa	46	59	47	28	36	36	26	51	30	30	73	17

2020	Jan	Feb	Mar	Apr	May	Jun	Jul	Aug	Sept	Oct	Nov	Dec
Hills-NWHC	17	13	17	77	52	37	29	29	19	25	14	75
Hills-SCHC	46	68	57	51	70	71	63	70	64	49	21	52
NPR	3	0	4	2	1	0	0	4	0	3	3	5
Pasco	3	11	18	8	7	4	16	12	13	13	8	1
Pinellas	58	45	45	43	50	58	42	37	64	63	62	46
St. Pete	47	42	42	27	32	49	45	51	50	62	55	42
Tampa	27	22	25	22	21	15	30	44	33	35	25	33

2021	Jan	Feb	Mar	Apr	May	Jun	Jul	Aug	Sept	Oct	Nov	Dec
Hills-NWHC	20	17	28	31	20	27	28	23	22	28	33	27
Hills-SCHC	47	80	90	54	196	84	51	49	98	62	63	40
NPR	1	4	4	1	0	0	2	3	0	1	1	0
Pasco	19	13	16	12	21	16	17	24	20	18	10	19
Pinellas	29	54	36	65	59	51	69	74	52	68	74	77
St. Pete	54	43	47	37	49	52	48	38	43	40	42	55
Tampa	34	39	45	54	63	44	26	36	32	32	29	28

[illegible]

Table 2. Distribution System Flushed Water (million gallons per month)
[Data not normalized for production]

2019	Jan	Feb	Mar	Apr	May	Jun	Jul	Aug	Sept	Oct	Nov	Dec
Hills-NWHC	8.9	8.6	6.6	8.2	7.7	8.9	13.7	9.8	19.6	12.5	7.8	9.1
Hills-SCHC	10.1	9.6	11.5	18.1	10.2	10.4	17.5	18.6	14.7	17.9	21.5	16.3
NPR	0.78	0.78	0.78	0.78	0.78	0.78	0.78	0.78	0.78	1.06	1.57	0.12
Pasco	43.4	32.3	39.1	31	36.1	47.1	67.7	77.8	70.9	73.6	60.3	60.6
Pinellas	7.0	7.1	8.7	9.8	12.9	9.5	12.5	7.1	16.2	18	8.1	9.0
St. Pete	10.3	9.7	11.7	7.2	9.7	10.3	13.7	9.4	2.7	2.1	3.5	5.7
Tampa	8.2	111	1.3	2.3	2.2	0.95	98.2	115	5	4.6	5.5	11

2020	Jan	Feb	Mar	Apr	May	Jun	Jul	Aug	Sept	Oct	Nov	Dec
Hills-NWHC	8.44	6.85	9.36	12.44	10.3	6.29	9.09	12.5	16.8	12.6	8.76	11.3
Hills-SCHC	11.6	16.2	39.9	20.2	18.3	18.3	20.5	7.44	14.1	31.7	8.65	9.89
NPR	0.78	0.78	0.92	0.85	0.91	0.98	0.92	1.2	0.85	0.92	0.85	0.92
Pasco	69.4	38.1	32.7	30.7	39.1	38.6	39.2	48.5	52.4	62.0	46.5	46.5
Pinellas	10.7	13.9	14	19.3	23.6	12.6	15.6	19.3	23.9	17.3	10.4	10.7
St. Pete	9.43	4.84	7.4	5.81	7.65	10.7	6.25	5.21	4.49	5.78	7.7	6.89
Tampa	16.9	15	11.1	7.47	7.96	11.3	24.5	19.5	8.0	7.1	4.24	4.18

2021	Jan	Feb	Mar	Apr	May	Jun	Jul	Aug	Sept	Oct	Nov	Dec
Hills-NWHC	10.7	13.1	12.8	11.2	10.6	10.2	8.1	7.6	6.1	11.8	9.26	4.93
Hills-SCHC	15.9	22.3	16.9	14.5	7.49	14.1	22.7	17.3	14.9	12.3	29.2	14.2
NPR	0.84	0.84	0.78	0.78	0.83	0.78	1.11	1.12	1.14	0.83	0.96	1.12
Pasco	42.8	32.8	33.0	26.9	26.7	31.3	32.2	37.8	33	31.5	21.5	19.6
Pinellas	10.7	9.32	11.9	11.9	11.9	10.4	11.1	13.01	10.6	8.2	6.37	6.56
St. Pete	7.8	4.58	6.21	12.2	11.67	9.8	7.0	7.78	10.6	13.3	7.99	13.8
Tampa	3.1	3.15	3.4	3.15	3.5	3.2	4.7	16.16	11.11	4.55	3.36	3.33

[illegible]

Table 3. Distribution System Flushed Water (% of total water delivered per month)

2021	Jan	Feb	Mar	Apr	May	Jun	Jul	Aug	Sept	Oct	Nov	Dec
Hills-NWHC	1.7	2.2	1.9	1.7	1.3	1.6	1.3	1.2	1.0	1.7	1.4	0.7
Hills-SCHC	1.1	1.8	1.1	0.9	0.4	0.9	1.6	1.2	1.1	0.7	2.0	0.9
NPR	0.81	0.88	0.72	0.73	0.67	0.73	1.04	1.04	1.12	0.76	0.93	1.05
Pasco	4.1	3.5	2.8	2.4	2.0	2.8	3.2	3.7	3.4	2.7	2.1	1.8
Pinellas	0.71	0.70	0.74	0.77	0.67	0.66	0.75	0.90	0.78	0.52	0.45	0.44
St. Pete	0.74	0.54	0.64	0.93	0.85	1.13	0.82	0.87	1.40	1.64	1.05	1.70
Tampa	0.10	0.12	0.11	0.10	0.10	0.10	0.15	0.53	0.40	0.14	0.11	0.11

[illegible]

Table 4. Regional Total Coliform Rule Compliance (Percent Positive Samples)

2019	Jan	Feb	Mar	Apr	May	Jun	Jul	Aug	Sept	Oct	Nov	Dec
Hills-NWHC	0.8	0.8	0	0	0	0.79	1.59	3.0	1.55	0.75	0.81	2.33
Hills-SCHC	0.5	0.6	1.1	0.99	5.97	2.08	4.35	6.10	2.09	0.55	1.08	0
NPR	0	0	0	0	0	0	0	0	0	0	0	0
Pasco	0	0	0	0	0	0	0	0	0.7	0	0	0
Pinellas	0	0	0	0	1.4	0.5	0.5	0.5	0	0	0	0.47
St. Pete	0.5	0	0	0	1.1	0.5	1.6	0	0	1.06	0	0
Tampa	0	1.2	0.8	0	0.4	0.8	0	0.8	0	0.4	0.8	0

2020	Jan	Feb	Mar	Apr	May	Jun	Jul	Aug	Sept	Oct	Nov	Dec
Hills-NWHC	0	0	0	1.59	0.8	0.8	0	6.12	3.70	2.33	3.10	0.55
Hills-SCHC	0.55	1.59	0.55	2.08	1.08	1.08	0	1.59	1.59	1.08	0.81	0
NPR	0	0	0	0	0	0	4.3	0	0	0	0	0
Pasco	0	0	0	0	0	0	0	0	0	0	0	2.4
Pinellas	0	0.9	0.5	0	0.5	0.5	0	0	0.5	0	0	0.5
St. Pete	0	0	0.5	0.5	0	0	0.5	0.5	0	0	1.08	0
Tampa	0.4	0	0.4	0	0	0.4	0.4	0.4	0.4	0	0	0

2021	Jan	Feb	Mar	Apr	May	Jun	Jul	Aug	Sept	Oct	Nov	Dec
Hills-NWHC	0	0	0	1.5	1.47	0.75	2.16	0	1.47	0	0	0
Hills-SCHC	0	0	0	1.73	1.75	0.45	0.89	0	0.45	1.32	0.89	0.89
NPR	0	0	0	0	0	0	0	0	0	0	0	0
Pasco	0	0	0	0	0	0	1.3	2.4	1.85	0	0.64	0
Pinellas	0.47	0.47	0	0	0	0	1.8	0	2.22	0.93	0.47	0
St. Pete	0	0.55	0	0	0	0	0.55	0	0.55	0	0	1.06
Tampa	0	0	0	0	0	0	0	0.81	0	0	0.4	0

[illegible]

Meeting Minutes



Water Quality Working Group/ Operations Coordination Committee

February 10, 2022 - 1:30 p.m.
GoToMeeting

HANDOUTS - sent by email prior to meeting

- a. Member Government monthly data
- b. February 2022 WQWG/OCC Agenda Packet

A. WATER DELIVERY

1. SYSTEM UPDATES

- a. Reservoir – in use
- b. Desal – operating at 16 MGD
- c. Regional SWTP – same blends as last month, including source water supply from Alafia, Reservoir and Desal. Blends continue to produce stable chloramine residuals.
- d. Wellfields – Eldridge Wilde WF will be offline for storage tank work. Cypress Bridge WF has a chemical piping injector replacement project to be scheduled.

2. UPDATES FROM MEMBER GOVERNMENTS

a. Hillsborough County

- i. January 2022 TCR Reporting North Service Area 0 TCP out of 130 samples – 0%
- ii. January 2022 TCR Reporting South Service Area 2 TCP out of 225 samples – 0.89%

- iii. January 2022 Complaint Report North Service Area – 22 complaints, mostly odor and pressure
- iv. January 2022 Complaint Report South Service Area – 52 complaints, mostly pressure and odor
- v. January 2022 Flushing Report North Service Area – 9.03 MG
- vi. January 2022 Flushing Report South Service Area – 25.66 MG
- vii. January 2022 Total Delivered Water Report North Service Area – 653.91 MG, 1.4% flushed
- viii. January 2022 Total Delivered Water Report South Service Area – 1,513.33 MG, 1.7% flushed

b. City of New Port Richey

- i. January 2022 TCR Reporting – 0 TCP out of 41 samples – 0%
- ii. January 2022 Complaint Report – 3
- iii. January 2022 Flushing Report – 0.909 MG (0.721 MG from auto flushers)
- iv. December Total Delivered Water Report – 106.08 MG, 0.86% flushed

c. Pinellas County

- i. January 2022 TCR Reporting – 0 TCP out of 210 samples – 0%
- ii. January 2022 Complaint Report – 48 complaints, 38 customer issues
- iii. January 2022 Flushing Report – 5.78 MG (2.27 MG from auto flushers)
- iv. January 2022 Total Delivered Water Report – 1,480.57 MG, 0.39% flushed

d. Pasco County

- i. January 2022 TCR Reporting 0 TCP out of 153 samples – 0%
- ii. January 2022 Complaint Report – 8 complaints, mostly color and odor
- iii. January 2022 Flushing Report – 18.9 MG (17.9 MG from auto flushers)
- iv. January 2022 Total Delivered Water Report – 1,000.60 MG, 1.89% flushed

- v. Pasco County Utilities identified a significant reduction in their annual water loss audit report that was submitted to the District (i.e., compared to previous years).
- vi. Pasco County Utilities will be hosting the Annual Best Tasting Water Event at Starkey Wilderness Park Environmental Education Center on Friday, April 8th.

e. City of St. Petersburg

- i. January 2022 TCR Reporting – 0 TCP out of 184 samples – 0%
- ii. January 2022 Complaint Report – 37 complaints, mostly premise issues
- iii. January 2022 Flushing Report – 15.19 MG (6.06 MG from auto flushers)
- iv. January 2022 Total Delivered Water Report – 811.52 MG, 1.87% flushed
- v. The City of St. Petersburg noted the pipeline bypass project began at the Cosme Water Treatment Plant. Another addressed water treatment solids.

f. City of Tampa

- i. January 2022 TCR Reporting – 0 TCP out of 240 samples – 0%
- ii. January 2022 Complaint Report – 31 complaints, mostly color and pressure
- iii. January 2022 Flushing Report – 3.11 MG (2.23 MG from auto flushers)
- iv. January 2022 Total Delivered Water Report – 2,874.64 MG, 0.11% flushed
- v. City of Tampa will begin their free chlorine maintenance event on March 14th.

B. WATER TREATMENT

1. EXHIBIT D PERFORMANCE

- a. Exhibit D performance met requirements with the turbidity exception at Cosme Influent.
- b. Consumer Confidence Report (CCR) data tables for 2021 annual water quality were approved by FDEP and shared with members on February 9, 2022.
- c. The CCR final is being worked on and will become available in March 2022, which is ahead of the April 2022 deadline.

2. REGIONAL WATER QUALITY STUDY

- a. Operation of the GAC and IX pilots on Cypress Creek WF water continues with overall favorable performance.
- b. TOC target reductions of 1 mg/L or better have been achieved. These results have been largely consistent with bench-scale treatability findings.
- c. An unexpected pressure buildup in the second of two GAC units operating in series occurred in January.
- d. Iron bacterial growth was determined to have been the cause of an unexpected pressure build up in the second of two GAC units that were operating in series in January 2022.
- e. The growth was eliminated by a reconfiguration of piping from the first GAC unit.
- f. GAC pilot conditions were recently changed to observe different operating conditions and to collect contaminant mass transfer rate data.
- g. The pilots are expected to run through February to obtain three months of operating data.

3. REGIONAL CHLORINE MAINTENANCE EVALUATION

- a. The next phase of work will include supplemental disinfection byproducts (DBPs) formation potential testing.
- b. In-house benchwork testing has been pushed back due to staffing issues in the Laboratory as well as the significant additional workload from pilot plant analyses.
- c. Pilot tests to gauge biological sloughing potential in agency transmission mains will be further discussed with the Utility Directors.

C. SOURCE WATER ASSESSMENT AND PROTECTION

Bob McConnell provided an update on the following source water protection activities.

- 1. Continued development of the Tampa Bypass Canal and Alafia River action plans that address watershed management and updated evaluations of potential contamination sources.
- 2. Completing a Water Research Foundation project with Hazen and Sawyer and Halifax Water to develop a water utility decision framework for changing source water quality.
- 3. Initiating the Alafia Watershed Mined Lands Restoration project, which includes a \$100,000 grant from Tampa Bay Estuary Program, following Tampa Bay Water Board this month.

D. OTHER TOPICS

1. Lead and Copper Rule Revisions (LCRR)

- a. This topic was placed on the agenda to give the members an opportunity to share information regarding their strategies to comply with the LCRR.
- b. Member governments are looking at budgeting, manpower, and consulting support needed to comply with rule that requires addressing lead service lines in their systems.

2. Fifth Round Unregulated Contaminant Monitoring Rule (UCMR5)

- a. EPA published their final rule in late December that requires finished water monitoring of 29 PFAS compounds and lithium in January 2023 to January 2025.
- b. The agency will coordinate sample collection with members, so “upstream” (Tampa Bay Water) and “downstream” (members) test results are available from monitoring.

3. AWWA Manual 68 Water Quality in Distribution Systems

- a. Given that water quality distribution issues are of key importance to WQWG/OCC, this manual, which is being updated by AWWA, will be reviewed as a routine agenda item.
- b. The current manual was sent by Sharefile link to all WQWG/OCC members.
- c. Steve suggested the WQWG/OCC plan to discuss the first two chapters at the next WQWG meeting.

Next WQWG/OCC Meeting is March 10th.

WQWG February 2022 Meeting Attendees

Ray Harmon, Hillsborough County
Chris Wetz, Hillsborough County
Luke Mulford, Hillsborough County
Paul Kavanaugh, Hillsborough County
London Womack, Hillsborough County
Jake Cuarta, Pasco County
Mike Avila, Pasco County
Kendra Phillips, Pasco County
Jim Kaplan, Pasco County
Kevin Jenkins, Pasco County
Kelsey Current, Pasco County
Matt Wotowiec, Pinellas County
Dave Hansen, Pinellas County
Bina Nayak, Pinellas County
Royce Rarick, Pinellas County
Joel Brown, Pinellas County
Michele Duggan, Pinellas County
Dawn Lei, City of Tampa
Greg Wikholm, City of New Port Richey
Waunda Henry, City of St. Petersburg
Jim Kramer, City of St. Petersburg
Susan MacPherson, City of St. Petersburg
Clifton Long, City of St. Petersburg
Michael Renshaw, City of St. Petersburg
Scott Lewis, City of St. Petersburg
Eric Lynch, City of St. Petersburg
Joel Wolfe, City of St. Petersburg
Evelyn Dooley, Tampa Bay Water
Stephen Cantin, Tampa Bay Water
Steve Fleischacker, Tampa Bay Water
Bob McConnell, Tampa Bay Water
Laila Martin, Tampa Bay Water

DATE: March 6, 2022

TO: Board of Directors

THRU: Charles H. Carden, General Manager

FROM: Maribel Medina, Interim Engineering Senior Manager

SUBJECT: Capital Improvement Program - Task Order Authorization - *Approve*

SUMMARY

The Tampa Bay Water Board of Directors (Board) accepted the Fiscal Years 2022-2031 Capital Improvements Program (CIP) in June 2021. Subsequent Board approval of individual project activity is required during the project's life cycle.

SUGGESTED ACTION

No Tasks to Approve at this time.

COST/FUNDING SOURCE

N/A

DISCUSSION

As identified to the Board on May 4, 2017, Board acceptance of the annual Capital Improvements Program document is an acceptance of the capital projects roadmap. Subsequent Board approvals of individual capital project activity is sought for planning, design and/or construction contracts and/or task authorizations under existing contracts for project fees and assigned funding source.

BACKGROUND

Tampa Bay Water's CIP Plan is a comprehensive ten-year plan of approved and proposed capital projects. The CIP is updated annually and is subject to changes as the needs for specific projects become more defined and as final approval of individual projects is provided by the Board.

Attachment (1)

[A-5 TasksRequestsBoardItems](#)



CIP Projects Tasks Authorizations

Project Number	Project Name	Task Description	Vendor Name	Contract Number	Task Cost	Funding Source

Note: No tasks authorizations requested this month.

DATE: March 1, 2022

TO: Board of Directors

THRU: Charles H. Carden, General Manager

FROM: Warren Hogg, Interim Chief Science and Technical Officer

SUBJECT: Professional Services Contract - As-Needed Systems Decision Support Contract No: 2020-017, Amend Two Task Orders - *Approve*

SUMMARY

GSI Environmental, Inc. is assisting Tampa Bay Water staff with two projects under Professional Services Contract No. 2020-017. These two assignments are the development of improved rainfall data sets across our region and the calibration, evaluation, and documentation of the Integrated Northern Tampa Bay Model. Completion of these two projects will enhance the Agency's analytical models and support our decision-making process for existing and future water supply sources. Additional work is needed to complete these two assignments and each Purchase Order will now exceed the General Manager's signature authority of \$250,000 per assignment under this contract.

SUGGESTED ACTION

Approve two amended task orders under As-Needed Systems Decision Support Services Contract No. 2020-017. Increase P.O. 20200268 by \$93,302.00 to a total amount of \$318,446.00 and increase P.O. 20210332 by \$68,262.43 to a total amount of \$307,903.43.

COST/FUNDING SOURCE

\$161,564.43 total for the two Purchase Order modifications / Uniform Water Rate. Funds from the approved Fiscal Year 2022 Budget.

DISCUSSION

Tampa Bay Water staff have developed advanced numerical modeling and data analysis tools to support our decision-making processes for existing and future water supply sources. One of the analytical processes that Agency staff have developed is the combination of rainfall data collected from gages and rainfall data collected by radar to produce a significantly improved rainfall data product (Bayesian rainfall) as compared to previous rainfall data products. The improved rainfall data product, when complete, will be used by Tampa Bay Water staff to improve our models and data analysis tools and improve our ability to analyze data and enhance water supply forecasts.

This enhanced rainfall data will be incorporated into the Integrated Northern Tampa Bay (INTB) model which is a calibrated application of the Integrated Hydrologic Model code. Incorporating the enhanced rainfall data into the INTB model will require the model to be recalibrated using this new data set.

The INTB model is a critical tool used by the Agency to provide support for the Optimized Regional Operations Plan, Water Use Permitting, Minimum Flows and Levels, and the evaluation of changes to flows and levels due to climate change, sea level rise, and land use change.

The staff of GSI Environmental, Inc. provide highly-specialized, technical consulting services that Tampa Bay Water staff use to support our Integrated Hydrologic Model, the Integrated Northern Tampa Bay Model, the Optimized Regional Operations Plan models, and other water resource assessment forecast models under As-Needed Contract No. 2020-017. The staff of GSI Environmental, Inc. have been supporting Tampa Bay Water staff in the development of the enhanced rainfall data product and the recalibration and documentation of the INTB model described above under two separate task order assignments. Additional assistance from GSI Environmental, Inc. is necessary to complete these two projects.

Staff recommends approval to amend two existing task orders to complete this critical work as both amended task orders will now exceed the General Manager's signature authority of \$250,000 per assignment for work under this contract: 1) increase P.O. 20200268 by \$93,302.00 to a total amount of \$318,446.00 and 2) increase P.O. 20210332 by \$68,262.43 to a total amount of \$307,903.43.

BACKGROUND

The Agency retains as-needed professional services consultants to provide specific services on a task order basis for assisting Tampa Bay Water staff to complete studies and analyses pertinent to water supply decision support systems. The As-Needed Systems Decision Support Professional Services Contract No. 2020-017 with GSI Environmental, Inc. was approved by the Board of Directors on October 21, 2019 for a total contract value not to exceed \$750,000 over a 5-year period. On November 15, 2021, the Board of Directors approved an amendment to the contract to increase the total contract value by \$500,000 to a value not to exceed \$1,250,000 over the original 5-year period. The contract also authorizes the General Manager to approve an individual task order that does not exceed \$250,000.

DATE: March 1, 2022

TO: Board of Directors

THRU: Charles H. Carden, General Manager

FROM: Warren Hogg, Interim Chief Science & Technical Officer

SUBJECT: Professional Services Contracts - As-Needed Land Management Services Contract Nos. 2022-040 through 2022-045 - *Approve*

SUMMARY

Tampa Bay Water is responsible for land management and wetland restoration/mitigation activities along our pipelines, at the Regional Reservoir, at the Tampa Bay Water-owned portion of the Cypress Creek Wellfield, and at other facilities. The current as-needed land management services contracts will expire in April 2022. Approval of the recommended contracts will secure firms for the next three-year period with an option for two, one-year renewals without a gap between the expiring and new contracts.

SUGGESTED ACTION

Approve Professional Services Contract Nos. 2022-040 through 2022-045 with the six top-ranked consultants to perform land management services up to a maximum amount of \$500,000 per contract (initial three-year term at \$300,000 with two, one-year renewal options at an additional \$100,000 for each additional year). Staff also recommends waiver of the expenditure limit of the General Manager's signature authority for task orders up to the contract limit.

COST/FUNDING SOURCE

\$1,800,000 (six contracts over three years) FY 2022 Budget/Uniform Water Rate. Funding for subsequent years through the contract period requires Board approval of future budgets.

DISCUSSION

Tampa Bay Water uses as-needed professional services contracts to extend the technical expertise and expand staff functions of the agency. In order to manage workload variations (both within each year and from year to year), Tampa Bay Water has traditionally used outside consultants with particular experience and expertise for short-term activities rather than acquiring additional staff and specialized equipment. This has proven to be a cost-effective means of accomplishing the required work in a timely manner.

Staff evaluated the potential workload for the next three years and determined that six contracts for as-needed land management services are needed, each with an initial contract limit of \$300,000 (\$500,000 maximum including the two, one-year extensions). The list of six recommended firms provides the agency with the variety of expertise that will be needed over the next three to five years to meet permit compliance requirements and land management obligations. The FY 2022 approved budget contains \$388,499 for land management services and additional services are anticipated each year associated with capital construction projects.

On November 18, 2021, Tampa Bay Water posted the Request for Proposals on Demandstar.com for As-Needed Land Management Services Contract Nos. 2022-040 through 2022-045. Over 355 firms were notified through advertisement on DemandStar and Tampa Bay Water's website and 23 firms downloaded the Request for Proposal. On January 12, 2022, Tampa Bay Water received timely, responsive proposals from seven companies.

The selection committee, comprised of Tampa Bay Water technical staff, rated all respondents in several categories using the advertised scoring criteria including project management experience, previous relevant project experience, nuisance plant species treatment qualifications, prescribed burn qualifications, planting qualifications, nuisance wildlife trapping & removal, land improvement, tree trimming and removal, volume of work previously awarded and certified minority status. The committee ranked the respondents by compiling written scores using the advertised scoring criteria.

Tampa Bay Water recommends the award of six land management contracts. Staff has ranked the following firms to be the most qualified:

Cardno, Inc.
Earthbalance Corporation
Water & Air Research, Inc.
Quest Ecology Inc.
Wildlands Conservation, Inc.
Rick Richards, Inc.

Staff recommends Board approval of the negotiated contracts for the above-listed firms. Contracts shall

have a term of three years at \$300,000 per contract, with an option for two renewal years, one year at a time at \$100,000 per contract. The approval of these contracts does not encumber any funds at this time. Funds for the task orders to be issued under these contracts will be from the current and future Tampa Bay Water budgets as approved by the Board of Directors.

In addition, staff recommends that the Board waive the expenditure limit of the General Manager's signature authority for task orders up to the contract limit. This will allow time-sensitive projects to begin and work to progress, avoiding the potential delay that may occur given the Board meeting schedule.

The proposed contracts and associated fee schedules are available upon request from the Tampa Bay Water Records Department and have been reviewed and approved as to form by Tampa Bay Water's General Counsel.

BACKGROUND

Tampa Bay Water has permit-required land management responsibilities for conservation, restoration and wetland mitigation areas along pipelines, at the Regional Reservoir, at the Tampa Bay Water-owned portion of the Cypress Creek Wellfield, and at other facilities. In addition, some land management projects are required to maintain access or for risk management. Past land management tasks performed by contractors and consultants include:

- Herbicide treatment of nuisance species in wetland mitigation and upland restoration areas
- Prescribed burns conducted in conservation or restoration areas
- Planting of native woody and herbaceous species in mitigation and restoration areas
- Trail improvements (e.g. construction of hardened crossings for off-road vehicles)
- Clearing of drainage ditches and swales
- Tree trimming and removal
- Bush hogging, mowing and brush removal
- Gopher tortoise relocation

DATE: March 4, 2022

TO: Board of Directors

THRU: Charles H. Carden, General Manager

FROM: Jack Thornburgh, Interim Chief Operating Officer

SUBJECT: Ferric Sulfate Supply Services - Contract No. 2020-021 with Kemira Water Solutions, Inc. - Price Escalation - *Approve*

SUMMARY

Ferric Sulfate is used in the treatment process at the Regional Surface Water Treatment Plant. The vendor for the supply of this chemical requested a price increase due to increased supply chain costs. Staff has worked with the vendor to negotiate new pricing for the continued chemical supply through September 30, 2022.

SUGGESTED ACTION

Approve Third Amendment to Contract No. 2020-021 with Kemira Water Solutions, Inc. to increase to the unit prices shown in the table below.

COST/FUNDING SOURCE

Uniform Rate of \$0.7974 per pound of Ferric Iron.

DISCUSSION

Tampa Bay Water uses Ferric Sulfate in the water treatment process at its Regional Surface Water Treatment Plant. Contract No. 2020-021 was competitively bid and awarded to Kemira Water Solutions, Inc. at the August 19, 2019, board meeting. The First and Second Amendments to the contract, approved by the Board, extended the contract through September 30 2022.

Kemira Water Solutions, Inc. informed Tampa Bay Water's Purchasing Department that the manufacturing costs have increased. Kemira Water Solutions, Inc. requested a price increase of 33% based on the supply chain issues from raw material costs, transportation costs and industry volatility for the last six months. Purchasing was able to negotiate down to a unit price increase of 20% shown below.

Product	Current Price Per lb. of iron	New Price Per lb. of iron
Ferric Sulfate	\$0.6645	\$0.7974

Tampa Bay Water confirmed the industry information and based negotiations on the U.S. Bureau of Labor, PPI and other, observed market conditions. This research of the current market conditions indicates it would be in the best interest of Tampa Bay Water to accept the negotiated unit price increase instead of pursuing a new procurement.

Staff recommends approval of the Third Amendment to Contract No. 2020-021 which is effective upon the date of execution through September 30, 2022.

The proposed amendment has been approved as to form by Tampa Bay Water General Counsel's Office.

DATE: March 1, 2022

TO: Board of Directors

THRU: Charles H. Carden, General Manager

FROM: Jack Thornburgh, Interim Chief Operating Officer

SUBJECT: Diatomaceous Earth Precoat Filter Media Supply Services - Contract No. 2021-007 with Chemical Systems of Orlando, Inc. - Storage Fees Clause - *Approve*

SUMMARY

Diatomaceous Earth Precoat Filter Media is used in the treatment process at the Seawater Desalination Plant. Due to unforeseen circumstances during the 2021 operating season, the vendor for the supply of this chemical incurred storage fees that the contract terms and conditions do not consider. Staff has worked with the vendor to negotiate additional contract language to address chemical storage in excess of 90-days should a similar situation occur in the future.

SUGGESTED ACTION

Approve Second Amendment to Contract No. 2021-007 with Chemical Systems of Orlando, Inc. to include a product storage fee clause.

COST/FUNDING SOURCE

Uniform Rate/\$0.01 per pound for storage of product in exceedance of 90 days.

DISCUSSION

Tampa Bay Water uses Diatomaceous Earth Precoat Filter Media in the water treatment process at its Seawater Desalination Plant. Contract No. 2021-007 was competitively bid and awarded to Chemical Systems of Orlando, Inc. at the August 17, 2020, board meeting. The terms of the original contract

provides the option to renew the contract for an additional three years, one year at a time or any portion thereof. The first option year was exercised and approved by the Board at the August 2021 meeting.

Chemical Systems of Orlando, Inc. informed Tampa Bay Water's Purchasing Department that due to the unplanned shut down of the Seawater Desalination Plant in 2021 the product had to be stored for an extended period of time and Chemical Systems of Orlando, Inc. incurred storage fees that the contract terms and conditions do not consider. The clause will read as follows:

- 3.2.10 Contractor shall store product in accordance with section 3.1.3 above for a minimum period of 90 days. To the extent that prolonged storage exceeds 90 days, by any portion of the 30 days thereafter, and if storage continues to exceed any portion of every increment of 30 days thereafter, the charge to Tampa Bay Water will be \$0.01/lb. or \$20.00/month for each pallet (2000 lbs.). The storage fee shall be billed and/or invoiced to Tampa Bay Water on a monthly basis.

Staff recommends approval of the Second Amendment to Contract No. 2021-007 for the Storage Fees Clause.

The proposed amendment has been approved as to form by Tampa Bay Water's General Counsel.

DATE: March 1, 2022

TO: Board of Directors

THRU: Charles H. Carden, General Manager

FROM: Jack Thornburgh, Interim Chief Operating Officer

SUBJECT: As-Needed Fence & Gate Installation & Repair Services, Contract No. 2022-049 with Smith Industries, Inc., dba Smith Fence Company - *Approve*

SUMMARY

Tampa Bay Water solicited bids for Fence, Gate, and Gate Operator Installation and Repair work. Seven contracting companies downloaded the bid package. One company submitted a responsive bid. Tampa Bay Water Staff recommend awarding a contract to the lowest responsive, responsible bidder.

SUGGESTED ACTION

Approve award of Contract No. 2022-049 to the lowest responsive responsible bidder, Smith Industries, Inc., dba Smith Fence Company in the amount not to exceed \$150,000.00 per year.

COST/FUNDING SOURCE

Uniform Rate. Not to exceed \$150,000.00. FY 2022 and FY 2023 budgeted funds.

DISCUSSION

On December 14, 2021 Tampa Bay Water posted an Invitation for Sealed Bids (ITB) for the Fence & Gate Installation & Repair Services. Over 220 contractors were notified through advertisement on DemandStar and Tampa Bay Water's website. Tampa Bay Water added one known contractor as a supplemental contractor and seven contractors downloaded the bid plans.

On February 2, 2022, sealed bids were received and publicly opened as follows:

Bidder	Original Basis of Award Amount
Smith Industries, Inc., dba Smith Fence Company	\$485,253.00

Staff contacted plan holders for this bid in an effort to determine the reason why only one bid was received. The general responses received indicated that the work and workload was different than anticipated as well as on-going supply chain issues for material and labor shortages for the region.

The low bid was reviewed by staff and found to be responsive. Staff recommend that Contract No. 2022-049 be awarded to the lowest, responsive, responsible bidder and approved in the amount of \$150,000.00 for the contract term from date of award through March 31, 2023 with three renewal options, one year at a time. Funds for this work will be included in each fiscal year budget.

The proposed contract is available upon request and will be reviewed and approved as to form by Tampa Bay Water's General Counsel.

BACKGROUND

Tampa Bay Water utilizes contractors for Fence, Gate, and Gate Operator Installation and Repair to maintain fences around properties in Hillsborough, Pasco, and Pinellas counties. Previously the agency had been utilizing contractors secured under a Pinellas County contract. Tampa Bay Water elected to bid this work so the specifications could more closely match agency need.

DATE: March 1, 2022

TO: Board of Directors

THRU: Charles H. Carden, General Manager

FROM: Jack Thornburg, Interim Chief Operating Officer

SUBJECT: As-Needed Tree Trimming & Fence Line Maintenance Services, Contract Nos. 2022-046 through 048 with Paff Services LLC, Rick Richards, Inc. and Tucker Enterprise Services, Inc. - *Approve*

SUMMARY

Tampa Bay Water solicited bids for Tree Trimming and Fence Line Maintenance in the agency's service area. Four companies submitted bids. Tampa Bay Water Staff recommends awarding contracts to the three lowest responsive, responsible bidders.

SUGGESTED ACTION

Approve Award of Contract Nos. 2022-046 through 2022-048 to the lowest responsive responsible bidders, Paff Services LLC, Rick Richards, Inc. and Tucker Enterprise Services, Inc. in the amount not to exceed \$150,000.00 per year each.

COST/FUNDING SOURCE

Uniform Rate. Fiscal Year 2022/2023, Not to Exceed \$450,000.00 budgeted funds.

DISCUSSION

On December 14, 2021 Tampa Bay Water posted an Invitation for Sealed Bids (ITB) for the Fence & Gate Installation & Repair Services. Over 280 contractors were notified through advertisement on DemandStar and Tampa Bay Water's website. Tampa Bay Water added seven known contractors as

supplemental contractors and 23 contractors downloaded the bid plans.

On February 2, 2022, sealed bids were received and publicly opened as follows:

Bidder	Original Basis of Award Amount
Paff Services, LLC	\$56,925.00
Rick Richards, Inc.	\$100,580.00
Tucker Enterprise Services, Inc.	\$129,700.00
Tonoah A Hart Tree Service LLC	\$130,527.00

The three apparent low bids were reviewed by staff and found to be responsive. Staff recommends that Contract Nos. 2022-046, 2022-047 and 2022-048 be awarded to the three lowest, responsive, responsible bidders and approved in the amount of \$150,000.00 each, for the contract term from date of award through March 31, 2023 with three renewal options, one year at a time. Total combined Tree Trimming and Fence Line Maintenance Services work will not exceed \$450,000.00 per year. Funds for this work will be included in each fiscal year budget.

The proposed contract is available upon request and will be reviewed and approved as to form by Tampa Bay Water's General Counsel.

BACKGROUND

Tampa Bay Water utilizes Tree Trimming and Fence Line Maintenance contractors to maintain properties and rights of way in Hillsborough, Pasco, and Pinellas counties. Tampa Bay Water previously piggybacked this work on other municipal government contracts but elected to bid this work starting in 2018 due to some unique aspects of the work, to include: 1) Specific Homeland Security requirements for clear zones on both sides of all security fences, 2) Geographical issues with contractors being asked to work in three counties with related increased costs, 3) Specific language for emergency response time in event of a natural disaster or critical need.

DATE: March 7, 2022

TO: Board of Directors

THRU: Charles H. Carden, General Manager

FROM: Warren Hogg, Interim Chief Science and Technical Officer

SUBJECT: As-Needed Analytical Laboratory Services Contract Nos. 2022-036 and 2022-037 -
Approve

SUMMARY

Tampa Bay Water utilizes outside analytical laboratory services to provide water quality analyses that our laboratory is not equipped to perform as some analyses are not cost effective to complete in-house. These include analyses that are performed infrequently and/or they require a level of protection from health and safety hazards that is not required for most drinking water quality testing. Tampa Bay Water also uses these services for backup to assure compliance in the event of unanticipated staffing shortages, and/or long delays in the delivery of laboratory supplies, instrumentation parts, and repairs. The current analytical service contracts will expire on March 31, 2022. Approval of the recommended contracts will secure as-needed laboratory services for the next one-year period with an option for three, one-year renewals.

SUGGESTED ACTION

Approve the award of Contract Nos. 2022-036 and 2022-037 for As-Needed Analytical Laboratory Services to the lowest responsive, responsible bidders, Advanced Environmental Laboratories, Inc. and Pace Analytical Services, LLC, in the combined amount not to exceed \$75,000 annually.

COST/FUNDING SOURCE

Combined contract amount up to \$75,000 annually/Approved FY2022 Budget - Funding for subsequent years requires Board approval of future budgets.

DISCUSSION

On November 30, 2021, Tampa Bay Water posted an Invitation for Sealed Bids (ITB) for As-Needed Laboratory Services. Over 90 contractors were notified through advertisement on DemandStar and Tampa Bay Water's website. Tampa Bay Water added three known contractors as supplemental contractors. Three contractor firms downloaded the bid plans.

On January 19, 2022, at 2:00 p.m., sealed bids were received and publicly opened and are listed below.

Bidder	Total Proposed Contract Price
Advanced Environmental Laboratories, Inc.	\$28,076.00
Pace Analytical Services, LLC	\$48,689.00

The two apparent low bids were reviewed by staff and found to be responsive. Staff recommends that Contract Nos. 2022-036 and 2022-037 be awarded to the two lowest, responsive, responsible bidders for the contract term beginning from the date of award through March 3, 2023 with three (3) renewal options, renewable one year at a time. Funds for this work will be included in each fiscal year budget.

The proposed contracts have been approved as-to-form by Tampa Bay Water's General Counsel. Copies of the Bid Price Forms are attached.

BACKGROUND

The Tampa Bay Water Laboratory is certified under the National Environmental Laboratory Accreditation Program (NELAP) to perform many drinking water and non-potable water analyses. Other permit-required analyses that may require equipment/instrumentation that our laboratory does not have are contracted out to private laboratories with the appropriate analytical equipment. These analyses include but are not limited to herbicides, pesticides, radioisotopes, and mercury. This has proven to be the most cost effective means of accomplishing the required work in a timely manner.

Based on the ongoing number of analyses required, cost effectiveness comparisons have shown that use of outside vendors for these particular water quality parameters is more efficient than purchasing and maintaining equipment, annual certifications, adding and training staff.

In addition, outside laboratories serve as an important backup during times when multiple staff members are unavailable, delivery of critical supplies are delayed, or when instrumentation repairs cannot be made in sufficient time to assure compliance as learned during the recent pandemic and post-pandemic periods.

Attachments (2)

Advanced Environmental Laboratories Bid Submittal
Pace Bid Submittal

BID PRICE FORM

Analysis Line Item		Base Unit Price (a)		Estimated Annual Qty. (b)		Total Annual Price (c) (a)x (b) = (c)
1	Cyanide, Total	\$25.00	x	34	=	\$850.00
2	Antimony	\$12.00	x	34	=	\$408.00
3	Mercury	\$18.00	x	34	=	\$612.00
4	Thallium	\$12.00	x	34	=	\$408.00
5	Odor	\$15.00	x	100	=	\$1,500.00
6	Foaming Agents	\$20.00	x	50	=	\$1,000.00
7	Chlorophyll-A	\$35.00	x	12	=	\$420.00
8	Gross Alpha	\$35.00	x	34	=	\$1,190.00
9	Radium 226	\$90.00	x	34	=	\$3,060.00
10	Radium 228	\$90.00	x	34	=	\$3,060.00
11	Uranium	\$18.00	x	34	=	\$612.00
12	Total Phosphorous	\$15.00	x	75	=	\$1,125.00
13	Total Kjeldahl Nitrogen	\$15.00	x	50	=	\$750.00
14	Synthetic Organic Contaminants (SOCs)- See Specification Section 2.c. for listing.	\$325.00	x	34	=	\$11,050.00
PROPOSED TOTAL ANNUAL CONTRACT BID PRICE (Total of Column C, Lines 1-14)						= \$28,067.00

PROPOSED TOTAL ANNUAL CONTRACT BID PRICE

Twenty-eight thousand sixty-seven dollars and zero cents


(Amount Written in Words)

Advanced Environmental Laboratories, Inc.

Firm Name

9610 Princess Palm Avenue, Tampa, FL 32219

Firm Address


 Authorized Signature

Charles M. Ged

Printed Name

904.363.9350

Phone Number

cged@aellab.com

E-Mail Address

BID PRICE FORM

Analysis Line Item		Base Unit Price (a)		Estimated Annual Qty. (b)		Total Annual Price (c) (a)x (b) = (c)
1	Cyanide, Total	\$ 25.00	x	34	=	\$ 850.00
2	Antimony	\$ 15.00	x	34	=	\$ 510.00
3	Mercury	\$ 21.00	x	34	=	\$ 714.00
4	Thallium	\$ 15.00	x	34	=	\$ 510.00
5	Odor	\$ 20.00	x	100	=	\$ 2,000.00
6	Foaming Agents	\$ 58.00	x	50	=	\$ 2,900.00
7	Chlorophyll-A	\$ 53.00	x	12	=	\$ 636.00
8	Gross Alpha	\$ 45.00	x	34	=	\$ 1,530.00
9	Radium 226	\$ 75.00	x	34	=	\$ 2,550.00
10	Radium 228	\$ 75.00	x	34	=	\$ 2,550.00
11	Uranium	\$ 37.00	x	34	=	\$ 1,258.00
12	Total Phosphorous	\$ 21.00	x	75	=	\$ 1,575.00
13	Total Kjeldahl Nitrogen	\$ 21.00	x	50	=	\$ 1,050.00
14	Synthetic Organic Contaminants (SOCs)- See Specification Section 2.c. for listing.	\$ 884.00	x	34	=	\$ 30,056.00
PROPOSED TOTAL ANNUAL CONTRACT BID PRICE (Total of Column C, Lines 1-14)						= \$ 48,689.00

PROPOSED TOTAL ANNUAL CONTRACT BID PRICE

Forty Eight Thousand Six Hundred Eighty Nine Dollars and 0 cents

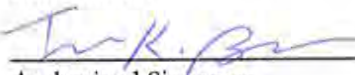
(Amount Written in Words)

Pace® Analytical Services, LLC

Firm Name

8 East Tower Circle, Ormond Beach, FL 32174

Firm Address


Authorized Signature

Trevor Brenner

Printed Name

386-676-4839

Phone Number

Trevor.Brenner@pacelabs.com

E-Mail Address

DATE: March 1, 2022

TO: Board of Directors

THRU: Charles H. Carden, General Manager

FROM: Jack Thornburgh, Interim Chief Operating Officer

SUBJECT: Mowing & Grounds Maintenance Services Contract #2019-001 with Albert E. Roller, LLC - Price Amendment - *Approve*

SUMMARY

The original contract was awarded at the December 2018 Board meeting. Per the terms of the contract, the vendor has requested a unit price increase. Staff conducted research including verifying fuel and labor rates through the United States Bureau of Labor Producer Price Index and other observed market conditions and can justify the proposed increase.

SUGGESTED ACTION

Approve Sixth Amendment to Contract No. 2019-001, with Albert E. Roller, LLC to include an increase to the unit price of 5%.

COST/FUNDING SOURCE

Uniform Rate. Fiscal Year 2022/2023 budgeted funds.

DISCUSSION

Tampa Bay Water uses Mowing & Grounds Maintenance Services for locations in the three counties of Hillsborough, Pasco, and Pinellas. The contract was competitively bid and awarded to Albert E. Roller, LLC at the December 2018 board meeting.

The terms of the original contract provide the option to renew the contract for an additional three years, one year at a time or any portion thereof. The three option years were exercised and approved by the board at the October 2019, October 2020 and October 2021 meetings through December 31, 2022.

In accordance with the contract's escalation clause, the contractor may request a price increase once per calendar year with appropriate justification and back-up documentation. Albert E. Roller has requested a unit price increase of 5%. Staff conducted research including verifying fuel and labor rates through the United States Bureau of Labor Producer Price Index and other, observed market conditions. Staff had determined that an increase of 5% in unit price is substantiated by regional construction and transportation fluctuations as well as labor rate increases of 8.7% from December 2020 to December 2021.

Staff recommends approval of the Sixth Amendment to include the unit price increase of 5%.

The proposed amendment has been approved as to form by Tampa Bay Water General Counsel's Office.

BACKGROUND

Tampa Bay Water's Buildings, Grounds, and Fleet Department is responsible for lawn maintenance services at all Agency operating facilities and wellfields, along with land management services on all agency facilities, including high vegetation areas along pipeline easements. Work includes bush hogging, disking, tree trimming and/or removal, trash/debris removal in pipeline easement areas and line trimming at various agency facilities/sites. Due to agency staffing levels and high capital equipment investment, these services were considered for outsourcing in 1995. It is recommended that these services continue to be outsourced.

DATE: March 7, 2022
TO: Board of Directors
FROM: Charles H. Carden, General Manager
SUBJECT: General Manager's Report - *Receive Report*

SUMMARY

The General Manager will provide an update on agency programs and activities.

SUGGESTED ACTION

Receive Agency Status Report.

COST/FUNDING SOURCE

N/A

DISCUSSION

Operations Status and Outlook

For the month of February 2022, the Agency delivered an average of 186.58 million gallons per day (mgd), which is 13.16 mgd higher than delivered in February 2021. Groundwater produced 110.95 mgd using the Consolidated Wellfields, the South-Central Hillsborough Regional wellfield, and the Brandon Urban Dispersed Wells. The Surface Water Treatment Plant averaged 61.37 mgd and the Seawater Desalination Facility averaged 15.34 mgd. An average of 16.6 mgd was withdrawn from the reservoir and is 88% full (13.8 billion gallons of storage).

For the 2022 water year to date (October 2021-February 2022), the system averaged 184.29 mgd

which is 6.4% higher than the same period last year. The 2022 water year budget is 192.2 mgd. The consolidated water use permit 12-month running average is 84.10 mgd against the permit limit of 90 mgd. The South-Central Hillsborough Regional Wellfield permit 12-month running average is 25.44 mgd and is above the permit limit of 24.1 mgd. The Board approved a permit modification for this wellfield and it was submitted to the Southwest Florida Water Management District on February 28. In addition, staff is preparing a Water Use Permit application to harvest the unused water supply quantity left on the AgMart property in southern Hillsborough County. Staff has also identified other properties near the AgMart property that are transitioning from agriculture to residential land use and will meet with the owners of those properties to see if they have permitted quantities that they will no longer use and if Tampa Bay Water can acquire those water supplies. All of these quantities can be transferred to future water supply wells on the AgMart property to help meet the growing demands in south Hillsborough County.

Below normal rainfall and above-normal temperatures are predicted to continue from the period March through May.

The City of Tampa anticipates purchasing water from the Morris Bridge interconnect in early May for two weeks as they continue to make improvements at their David L. Tippin Surface Water Treatment Plant. Tampa Bay Water is likely to ramp up production of the Surface Water Treatment Plant and Seawater Desalination facility during this time period.

South Hillsborough County Water Demands

Demands in South Hillsborough County continue to climb as we approach the dry season. Tampa Bay Water staff will be discussing with Hillsborough County some potential measures that could be put in place to curb demands during the driest months of the year.

Upcoming items

The proposed South Hillsborough Wellfield (via SHARP credits) project is a potential water supply project that could be selected to help meet the increasing drinking water needs of the region. This project is estimated to initially yield 6.1 to 10 million gallons per day of potable supply via a new wellfield located in south Hillsborough County when fully built out, though staff and consultants have begun to look at phasing the project. The wellfield would be permitted using groundwater credits acquired through the injection of reclaimed water into the non-potable aquifer along the coast as a part of Hillsborough County's South Hillsborough Aquifer Recharge Program (SHARP). Staff and consultant WSP USA presented a term-sheet and associated attachments to the Board at its February meeting and, per Board direction, conveyed the amended term sheet to Hillsborough County as a basis for establishing a future Sale and Purchase Agreement with Hillsborough County of reclaimed water that results in potable water supply development for the South Hillsborough Wellfield (via SHARP credits).

The Board also directed Tampa Bay Water staff to meet with Hillsborough County staff to negotiate a Sale and Purchase Agreement for Board consideration by its June 2022 meeting. Tampa Bay Water and Hillsborough County staff met several times since the February Board meeting and the following is an

update on those discussions:

- Hillsborough County staff has stated that is not interested in pursuing a 30-year agreement at this time.
- Tampa Bay Water and Hillsborough staff have discussed the option of building the wellfield in phases starting with 2-3 production wells (2.4 mgd yield).
- Tampa Bay Water's consultants have begun to evaluate a phased approach to the proposed South Hillsborough Wellfield project as part of the current configuration of projects for Board selection later this year.
- Hillsborough County staff and Tampa Bay Water staff have discussed limiting the initial agreement term to 10-20 years, tied to the first phase of the proposed wellfield.
- Tampa Bay Water and Hillsborough County finance staff will meet to discuss alternative financing strategies for a phased wellfield.

As part of the next steps in these discussions, Tampa Bay Water is updating costs information for the smaller wellfield and proving updated yield and locations of new well configurations. Discussions with the County are on-going and a status update will be regularly provided to the Board.

Fiscal Year 2023 Proposed Budget – The budget is being prepared and will be distributed in March for member government review before a scheduled workshop with the Board in April.

Other Items of Note

The **Chief Operating Officer** deadline for submitting applications closed on February 21. First round interviews have been scheduled on March 24-25. The **Chief Science Officer** position closed on February 25 and applications are being evaluated for interviews.

Continuous Improvement Work - Tampa Bay Water hired a consultant to assist the agency in benchmarking other utility continuous improvement programs and developing recommendations for a continuous improvement program framework for the agency. The process kicked off last month and a workshop will be held for senior staff in the coming weeks.

DATE: March 1, 2022

TO: Board of Directors

THRU: Charles H. Carden, General Manager

FROM: Michelle Stom, Chief Communications Officer

SUBJECT: Legislative and Grant Funding Program Update - *Receive Report*

SUMMARY

The 2022 Florida Legislative Session began on January 11, 2022, and legislative work continues year-round at the federal level. The Board approved the 2022 Legislative Program Goals & Priorities at its November 2021 Board meeting, and the Legislative Team continues to track and monitor bills that are of interest to Tampa Bay Water and its member governments in accordance with the goals and priorities. This item provides an update on current legislative team efforts at both the state and federal levels.

SUGGESTED ACTION

Receive Report

COST/FUNDING SOURCE

N/A

DISCUSSION

Federal and state legislation can significantly affect the cost of producing water and meeting regulatory requirements. Providing input on potential legislation and regulations that could pose additional costs

has become increasingly important as Tampa Bay Water focuses on operating its system efficiently and cost-effectively. The State Legislation Tracking Report (attached) and Bill Tracking from our legislative counsel (attached) ensure that bills filed that could impact Tampa Bay Water have been identified and analyzed. Strategies to engage in the legislative process to ensure that Tampa Bay Water's priorities are met are being developed consistent with the Board-approved 2022 Legislative Program Goals & Priorities.

BACKGROUND

The Tampa Bay Water Board created a unique water system that includes three diverse water sources. Tampa Bay Water's story is a model for other regional water systems. The agency continues to reach out to stakeholders such as the Florida Legislature and the Federal Congressional Delegation to provide knowledge and assistance on water policy. Staff also provides input and assistance to state and regional officials and regulatory agencies by providing expertise on water supply policies, water management history and needs, and technical topics.

[3.10.22 State Legislative Bill Tracker from Dean Mead](#)
[2022 Florida State Session Bill Tracker - 3.07.2022](#)



Dean, Mead & Dunbar
106 E. College Avenue, Suite 1200
Tallahassee, Florida 32301

(850) 999-4100
(850) 577-0095 Fax
www.deanmead.com

Attorneys and Counselors at Law
Orlando
Fort Pierce
Tallahassee
Viera/Melbourne

PETER M. DUNBAR
MARTHA J. EDENFIELD
H. FRENCH BROWN, IV
MARC W. DUNBAR

pdunbar@deanmead.com
medenfield@deanmead.com
fbrown@deanmead.com
mdunbar@deanmead.com

MEMORANDUM

TO: Chuck Carden, Michelle Stom, James Jacobs and Barrie Buenaventura
Tampa Bay Water

FROM: Pete Dunbar, Martha Edenfield, French Brown and Marc Dunbar

DATE: March 10, 2022

RE: 2022 Legislative Session Tracking Report

The items of interest we are monitoring follow below, and all member bills are now filed and numbered. Senate bills included in this report are numbered through **SB 1974**; Senate committee bills numbered through **SB 7046**; House bills numbered through **HB 1593**; House committee bills numbered through **SB 7071**; and House “repealer” bills numbered through **HB 6119**. The summary and tracking items include activities through the **close of business on March 9, 2022**. The water-related initiatives appear first and followed by other legislative initiatives of interest.

Future reports will update the progress of the identified bills and include new filings as they appear. Changes from the prior report will appear in **bold type**. The full text of each bill, as well as applicable legislative staff reports, are available on the legislative web sites (www.flsenate.gov; www.myfloridahouse.com; and www.leg.state.fl.us).

cc: Matthew Blair

TAMPA BAY WATER LEGISLATIVE STATUS REPORT

Pete Dunbar, Martha Edenfield, French Brown and Marc Dunbar
Legislative Counsel

The bill tracking report is attached, and the water-related legislation appears first in the summary. Other bills of interest in the system are shown by chronological bill number, and the full text of each bill can be found on the legislative web sites. (www.flsenate.gov; www.myfloridahouse.com; and www.leg.state.fl.us.)

Water Related Legislation

Water Resource Management: [CS/SB 198](#) by Senator Rodriguez and [CS/HB 349](#) by Representative Sirois and are similar bills that authorize the Board of Trustees of the Internal Improvement Fund to grant easements for mitigation banks to ensure the protections and restoration from the impacts primarily to sovereignty submerged lands. The legislation requires DEP to consult with water management districts in the rule adoption process required to provide for the long-term management of mitigation. **This legislation will die in committee when the Legislature adjourns.**

“Fracking” Ban: [SB 208](#) by Senator Farmer define and create a regulatory framework for “high pressure well stimulation treatment,” and the legislation would prohibit hydraulic or acid fracturing for the exploration or production of oil or natural gas, basically banning “fracking” in any form. SB 208 received 4 committee references and has not been heard and has no House companion bill. This measure is no longer viable during the 2022 Session.

Sanitary Sewer Systems—Protection of Water Quality: [HB 303](#) by Representative Truenow and [CS/SB 608](#) by Senator Brodeur are companion bills that permit counties and municipalities to access and maintain sewer laterals to preserve and protect water quality. **This legislation will die in committee when the Legislature adjourns.**

Bottled Water Tax: [HB 473](#) by Representative Casello and [SB 798](#) by Senator Taddeo are companion measures that will impose an excise tax on bottled water operators, and the legislation provides that proceeds will be used for grants and loans to local governments to connect onsite sewage systems to central sewage systems. HB 473 received 4 committee references. SB 798 received 3 committee references. Neither bill has had a hearing, and this measure is no longer viable during the 2022 Session.

Headwater Protections: [HB 603](#) by Representative Bell and [SB 1400](#) by Senator Burgess are companion bills that will create a permanent funding source for the protection of the headwaters in partnership with regional water supply authorities for the Alafia, Hillsborough, Kissimmee, Ocklawaha, Peace and Withlacoochee Rivers. **This legislation will die in committee when the Legislature adjourns.**

Water Supply Project Funding: [HB 621](#) by Representative Fine and [SB 1162](#) by Senator Broxson are companion bills that limit the disbursement of funds from the state and from water management districts for water-related projects, including water supply projects, when the potential grantee uses revenues that it collects for providing utility services to fund other governmental functions. HB 621 received 4 committee references. SB 1162 received 4 committee references. Neither bill has had a hearing, and this measure is no longer viable during the 2022 Session.

Water Quality Enhancement Areas: [CS/CS/CS/HB 965](#) by Representative Truenow provides for water quality enhancement areas and enhancement credits to be permitted by the Department of Environmental Protection. The enhancement areas are intended to ensure long-term pollutant reduction and provide permanent water quality enhancement. **CS/CS/CS/HB 965 has passed the Legislature and pending action by the Governor. (Chapter 2022-____, Laws of Florida.)**

Saltwater Intrusion: [HB 1019](#) by Representative Duggan and [CS/SB 1238](#) by Senator Polsky are companion measures that will require coastal counties to conduct vulnerability assessments to analyze the effects of saltwater intrusion on their water supplies and their preparedness to respond to threats of saltwater intrusion. HB 1019 received 3 committee referrals. **This legislation will die in committee when the Legislature adjourns.**

Floating Solar Facilities: [CS/HB 1411](#) by Representative Avila and Senator Diaz provides for and encourage the location of floating solar facilities on manmade bodies of water including reservoirs. **CS/HB 1411 has passed the Legislature and pending action by the Governor. (Chapter 2022-____, Laws of Florida.)**

Groundwater Contamination: [SB 1418](#) by Senator Albritton and [HB 1475](#) by Representative McClure are similar measures that will require DEP to adopt rules for statewide cleanup target levels for perfluoroalkyl and polyfluoroalkyl substances from soil and groundwater. **This legislation will die in committee when the Legislature adjourns.**

Flooding and Sea Level Rise Resilience: [CS/HB 7053](#) by the Environment, Agriculture and Flooding Subcommittee creates a Statewide Office of Resilience to recommend strategies for enhanced infrastructure and prioritized resilience needs. The legislation identifies regional utilities as “significant assets” and regional water supply authorities as entities that may submit projects that mitigate risk of flooding or sea-level rise for priority consideration by the Department of Environmental Protection. **CS/HB 7053 has passed the Legislature and pending action by the Governor. (Chapter 2022-____, Laws of Florida.)**

Morris Bridge Wellfield: [HB 3625](#) by Representative DiCeglie and Form #1629 by Senator Burgess is the appropriation request for \$2.5 million for the improvements and upgrades at the Morris Bridge Wellfield. **The appropriation is pending as part of the Budget conference process to be finalized on Monday.**

Tampa Water Quality Treatment Pilot for PURE: [HB 4821](#) by Representative Driskell and Form #1763 by Senator Cruz is the appropriation request for \$1 million to implement the Suspended Ion Exchange pilot project for PURE at the Howard F. Curren Treatment Plant. Under PURE, the City will redirect highly treated reclaimed water from the City's wastewater treatment plant to provide a sustainable, long-term solution for the minimum flows on the Lower Hillsborough River, increase the resilience of Tampa's drinking water source, and comply with the state rule that restricts discharges into Hillsborough Bay. **The appropriation is pending as part of the Budget conference process to be finalized on Monday.**

Other Legislation of Interest

Discriminatory Employment Practices: [HB 57](#) by Representative Fine and [SB 242](#) by Senator Gruters companion bills that require state agencies, counties and municipalities to prevent teaching of race or sex "scapegoating" or race or sex stereotyping and ensure agency diversity and inclusion of employees without regard to color, race, ethnicity, sex or any other characteristic protected by federal or state law. The current language in the bills does not extend to Tampa Bay Water. HB 57 received 3 committee references. SB 242 also received 3 references. Neither bill has had a committee hearing and this measure is no longer viable during the 2022 Session.

Administrative Procedures: [CS/CS/HB 337](#) by Representative McClain and [CS/SB 536](#) by Senator Diaz are companion measures that make a series of changes to the Florida Administrative Code. Among the changes, proposed administrative rules are required to be filed with 12 months after posted notice of rule development or be withdrawn; requests by affected persons for public workshops on proposed rules must be made in writing; notices of rule development must include available statements of estimated regulatory costs; the adverse impacts of a rule on small business are specifically defined; good faith estimates of defined market impacts of a proposed rule are required; and agencies are required to engage in periodic review of rules for consistency with enabling statutes. CS/CS/HB 337 has been amended and approved; passed all committees; and is pending on the House Calendar. **CS/SB 536 has passed the Senate and is pending in Messages in the House.**

Sea Level Rise—Central and Southern Florida Project: [CS/HB 513](#) by Representative Bartleman and Senator Rodriguez requires the South Florida Water Management District to annually report on the District's sea level rise and resiliency plan together with recommendations and cost estimates for refurbishment and replacement of vulnerable structures. **CS/HB 513 has passed the Legislature and pending action by the Governor. (Chapter 2022-____, Laws of Florida.)**

Business Damages Caused by Local Governments: [CS/SB 620](#) by Senator Hutson will authorize a claim for business damages from a county or municipality that enacts or amends an ordinance that causes significant economic harm to a business. **CS/SB 620 has been amended; passed the House; and pending in Returning Messages in the Senate.**

Family and Medical Leave: [HB 627](#) by Representative Eskamani and [SB 688](#) by Senator Cruz are companion bills that require an employer to provide paid family and medical leave to employees for the birth, adoption, or foster care placement of a new child. HB 627 received 3 committee references. SB 688 also received 3 committee references. Neither bill has had a hearing, and this measure is no longer viable during the 2022 Session.

Public Meetings During Declared Emergency: [SB 674](#) by Senator Cruz will authorize public bodies to use media technology to conduct meetings during states of declared emergency; and it will authorize members to attend remotely. SB 674 received 3 committee references; it has not been heard in any committee; and has no House companion bill. This measure no longer viable during the 2022 Session.

Heat Illness Prevention: [SB 732](#) by Senator Rodriguez and [HB 887](#) by Representative Chambliss are companion bills that will require an employer to implement an outdoor heat exposure program approved by the Department of Agriculture for employees who regularly work in an outdoor environment, including, but not limited to, agriculture, construction and landscaping. SB 732 received 3 committee referrals and has been approved by the first committee of reference. HB 887 received 3 referrals; but has not had a committee hear. This measure is no longer viable during the 2022 Session.

DFS Department Package: [CS/CS/HB 959](#) by Representative LaMarca contain initiatives on behalf of the Department of Financial Services. Among the provision in the legislation, it provides for the enrollment period for state group health insurance; it provides that the CFO may consult with local government entities on the Florida Open Financial Statement System; and it revises provisions in the law relating to workers' compensation. **CS/CS/HB 959 has passed the Legislature and pending action by the Governor. (Chapter 2022-____, Laws of Florida.)**

Sovereign Immunity: [CS/CS/CS/SB 974](#) by Senator Gruters and [CS/CS/HB 985](#) by Representative Beltran are companion measures that raise the level of the waiver of sovereign immunity for governmental entities from \$200,000 to \$1 million based on the population base of the governmental entity. CS/CS/CS/SB 974 has passed all committee references; and it pending on the House Calendar. CS/CS/HB 985 has been amended and approved by all committees and is pending on the House Calendar.

Pre- Polyfluoroalkyl Substances Task Force: [CS/HB 1475](#) by Representative McClure creates a Per- and Polyfluoroalkyl Substances Task Force within the Department of Environmental Protection and will require annual reporting by the Task Force to the Governor and Legislature. **CS/HB 1475 has passed the Legislature and pending action by the Governor. (Chapter 2022-____, Laws of Florida.)**

Contracting: [HB 1385](#) by Representative Woodson and [SB 1530](#) by Senator Jones are companion measures that will require agencies to require competitively solicited contracts to use certified minority, woman-owned, or veteran-owned businesses as subcontractors or sub-vendors. HB 1385 is pending reference by the Speaker. SB 1530 received 3

committee referrals. Neither bill has had a hearing, and this measure is no longer viable during the 2022 Session.

Florida Retirement System: [HB 1551](#) by Representative Tomkow and [SB 1810](#) by Senator Perry are similar measures that redefine “termination” of an employee and authorize the Division of Retirement to adopt rules for volunteer services by an employee. HB 1551 is pending referral by the Speaker. SB 1810 received 3 committee references. Neither bill has had a hearing, and this measure is no longer viable during the 2022 Session.

Local Government Cybersecurity Act: [CS/HB 7055](#) by State Administration & Technology Appropriations Subcommittee and Rep. Giallombardo prohibits state agencies and local governments from paying or otherwise complying with a ransomware incident. The bill requires counties and municipalities (local governments) to report cybersecurity and ransomware incidents to the sheriff and State Watch Office (SWO) within the Division of Emergency Management. It also requires the submission of action reports to FLDS following a cybersecurity or ransomware incident; it requires employees to undergo certain cybersecurity training within 30 days of employment and annually thereafter; and it requires the adoption of cybersecurity standards that safeguard the local government’s data and information technology. **CS/HB 7055 has passed the Legislature and pending action by the Governor. (Chapter 2022-____, Laws of Florida.)**

Cybersecurity Records Exemption: [CS/HB 7057](#) by State Administration & Technology Appropriations Subcommittee and Rep. Giallombardo provides an exemption from the public records requirement for information relating to the cybersecurity and ransomware incidents involving state agencies and local governments. **CS/HB 7057 has passed the Legislature and pending action by the Governor. (Chapter 2022-____, Laws of Florida.)**

Retirement: [HB 5007](#) by the House Appropriations Committee will provide that an employer of a state-administered retirement plan is required to contribute 1.5% of gross compensation each pay period. **HB 5007 is pending as part of the Budget conference process to be finalized on Monday.**

Folder Bill Report > Tampa Bay Water (2022)

HB 0057 Racial and Sexual Discrimination

Fine

09/17/21

Racial and Sexual Discrimination: Prohibits state agencies, counties, municipalities, & public K-20 educational institutions from providing mandatory training for employees or students which espouses certain concepts; requires certain diversity & inclusion efforts; requires DMS, in consultation with Florida Commission on Human Relations, to review agency diversity & inclusion training; requires contracts with agency to include option to terminate if contractor provides workforce training that espouses certain concepts; requires contractor to submit certification; requires each agency to report violations; authorizes contractor's placement on discriminatory vendor list. Effective Date: July 1, 2022

08/30/21 HOUSE Filed

09/17/21 HOUSE Referred to Education & Employment Committee; Public Integrity & Elections Committee; State Affairs Committee

09/17/21 HOUSE Now in Education & Employment Committee

Bill Comments

No comments.

Assigned Folder(s)

HFB TBW CC CITY CLR

Priority/Position

NO PRIORITY

NO IMPORTANCE

NO POSITION

Identical Bills

SB 0242 

Racial and Sexual Discrimination by [Gruters](#)

Compare Bills

HB 0007

Individual Freedom by [Avila](#)

SB 0208 Well Stimulation

Farmer, Jr.

09/21/21

Well Stimulation; Citing this act as the "Stop Fracking Act"; defining the term "extreme well stimulation"; prohibiting persons from engaging in extreme well stimulation; prohibiting the Department of Environmental Protection from issuing permits that authorize extreme well stimulation; prohibiting the department from authorizing certain permitholders to engage in extreme well stimulation on or after a specified date, etc. Effective Date: 7/1/2022

09/14/21 SENATE Filed

09/21/21 SENATE Referred to Environment and Natural Resources; Appropriations Subcommittee on Agriculture, Environment, and General Government; Appropriations

Bill Comments

No comments.

Assigned Folder(s)

TBW CC CITY CLR

Priority/Position

NO PRIORITY

NO IMPORTANCE

NO POSITION

SB 0242 Racial and Sexual Discrimination

Gruters

10/13/21

Racial and Sexual Discrimination; Requiring each agency head to take certain measures to prevent the use of training for agency employees which espouses certain concepts; authorizing municipalities to provide certain training, workshops, or programming; prohibiting municipalities from providing mandatory employee training that espouses certain concepts; requiring contracts with an agency which are entered into or renewed on or after a specified date to include the option to terminate if the contractor provides workforce training that espouses certain concepts; requiring public K-20 educational institutions to ensure certain diversity and inclusion efforts and to prohibit certain discrimination, etc. Effective Date: 7/1/2022

09/16/21 SENATE Filed

10/13/21 SENATE Referred to Judiciary; Governmental Oversight and Accountability; Rules

Bill Comments

No comments.

Assigned Folder(s)

HFB TBW CC CITY CLR

Priority/Position

NO PRIORITY

NO IMPORTANCE

NO POSITION

Identical Bills

HB 0057 

Racial and Sexual Discrimination by Fine

Compare Bills

HB 0007

Individual Freedom by Avila

HB 0291 Employee Leave and Wage and Salary History

Woodson

01/07/22

Employee Leave and Wage and Salary History: Authorizes parental leave for state employees in Career Service System who have stillborn child; prohibits public employer, employment agency, or private employer from engaging in certain activities

relating to wages & salary; authorizes public employer, employment agency, or private employer to confirm prospective employee's wage or salary history under certain conditions. Effective Date: July 1, 2022

10/13/21 HOUSE Filed

10/26/21 HOUSE Referred to Regulatory Reform Subcommittee; Government Operations Subcommittee; State Administration & Technology Appropriations Subcommittee; Commerce Committee

10/26/21 HOUSE Now in Regulatory Reform Subcommittee

01/07/22 HOUSE Withdrawn prior to introduction

Bill Comments

No comments.

Assigned Folder(s)

PMD MV PHANT TBW CC CITY CLR

Priority/Position

NO PRIORITY

NO IMPORTANCE

NO POSITION

Identical Bills

SB 0376  Employment Protections by [Book](#)

Compare Bills

HB 0293 Discrimination in Labor and Employment by [Thompson](#)

SB 0322 Discrimination in Labor and Employment by [Stewart](#)

HB 0301 Financial Disclosures

Roach

02/28/22

Financial Disclosures: Revises qualification requirements for certain candidates for office; requires specified local officers to file full & public disclosure of financial interests; exempts specified local officers from certain financial disclosure requirements; provides that certain local officers must file their statements of financial interests with specified supervisor until specified date; revises documents that must be filed electronically; provides that certain delinquency notices may not be sent by certified mail. Effective Date: upon becoming a law

10/14/21 HOUSE Filed

10/26/21 HOUSE Referred to Public Integrity & Elections Committee; Local Administration & Veterans Affairs Subcommittee; State Affairs Committee

10/26/21 HOUSE Now in Public Integrity & Elections Committee

01/10/22 HOUSE On Committee agenda - Public Integrity & Elections Committee, 01/12/22, 11:30 am, 404 H

01/13/22 HOUSE House Correction: Temporarily Postponed by Public Integrity & Elections Committee on 01/12/22

01/13/22 HOUSE On Committee agenda - Public Integrity & Elections Committee,
01/18/22, 11:30 am, 404 H - PCS

01/18/22 HOUSE Favorable with CS by Public Integrity & Elections Committee; 16
Yeas, 0 Nays

01/19/22 HOUSE Committee Substitute Text (C1) Filed

01/20/22 HOUSE Now in Local Administration & Veterans Affairs Subcommittee

02/03/22 HOUSE On Committee agenda - Local Administration & Veterans Affairs
Subcommittee, 02/07/22, 1:30 pm, 404 H

02/07/22 HOUSE Favorable by Local Administration & Veterans Affairs Subcommittee;
17 Yeas, 0 Nays

02/07/22 HOUSE Now in State Affairs Committee

02/27/22 HOUSE On Committee agenda - State Affairs Committee, 02/28/22, 3:30 pm,
212 K

02/28/22 HOUSE Favorable by State Affairs Committee; 18 Yeas, 0 Nays

02/28/22 HOUSE Placed on Calendar, on 2nd reading

Bill Comments

No comments.

Assigned Folder(s)

CC CLR CITY TBW

Priority/Position

NO PRIORITY

NO IMPORTANCE

NO POSITION

Compare Bills

SB 0510 

Financial Disclosures by Brodeur

HB 7067

Ethics Reform by Public Integrity & Elections
Committee

HB 0303	Sanitary Sewer Lateral Inspection Programs	Truenow	10/26/21
----------------	---	----------------	-----------------

Sanitary Sewer Lateral Inspection Programs: Authorizes counties & municipalities to access sanitary sewer laterals within their jurisdiction for specified purposes; requires counties & municipalities to notify private property owners within specified timeframe if county or municipality intends to access owner's sanitary sewer lateral; provides that counties & municipalities that establish programs are legally & financially responsible for all work done; requires counties & municipalities that establish programs to consider economical methods for counties & municipalities; authorizes program established by county or municipality to evaluate & rehabilitate sanitary sewer laterals on residential & commercial properties to use state or local funds allocated for environmental preservation or protection of water quality. Effective Date: July 1, 2022

10/14/21 HOUSE Filed

10/26/21 HOUSE Referred to Environment, Agriculture & Flooding Subcommittee;
Local Administration & Veterans Affairs Subcommittee; State Affairs Committee
10/26/21 HOUSE Now in Environment, Agriculture & Flooding Subcommittee

Bill Comments

No comments.

Assigned Folder(s)

CC CLR CITY TBW HFB AAM VES PKW

Priority/Position

NO PRIORITY

NO IMPORTANCE

NO POSITION

Similar Bills

SB 0608 

Sanitary Sewer Lateral Inspection Programs by
Brodeur

HB 0337 Administrative Procedures

McClain

03/01/22

Administrative Procedures: Provides requirements for certain notices; provides requirements for material incorporated by reference; revises circumstances under which proposed rule's adverse impact on small businesses is considered to exist; revises requirements for agency's consideration of lower cost regulatory alternative; provides requirements for Florida Administrative Code & Florida Administrative Register; provides requirements for agency's regulatory plan. Effective Date: July 1, 2022

10/18/21 HOUSE Filed

11/05/21 HOUSE Referred to Government Operations Subcommittee; Appropriations Committee; State Affairs Committee

11/05/21 HOUSE Now in Government Operations Subcommittee

01/10/22 HOUSE On Committee agenda - Government Operations Subcommittee, 01/12/22, 2:00 pm, 404 H

01/12/22 HOUSE Favorable with CS by Government Operations Subcommittee; 11 Yeas, 6 Nays

01/14/22 HOUSE Committee Substitute Text (C1) Filed

01/18/22 HOUSE Now in Appropriations Committee

01/27/22 HOUSE On Committee agenda - Appropriations Committee, 01/31/22, 3:00 pm, 212 K

01/31/22 HOUSE Favorable by Appropriations Committee; 17 Yeas, 5 Nays

02/01/22 HOUSE Now in State Affairs Committee

02/04/22 HOUSE On Committee agenda - State Affairs Committee, 02/08/22, 3:30 pm, 212 K

02/08/22 HOUSE Temporarily Postponed by State Affairs Committee

02/21/22 HOUSE On Committee agenda - State Affairs Committee, 02/23/22, 1:00 pm, 212 K

02/23/22 HOUSE Favorable with CS by State Affairs Committee; 23 Yeas, 0 Nays

02/24/22 HOUSE Committee Substitute Text (C2) Filed

02/24/22 HOUSE Referred to Calendar

02/24/22 HOUSE Placed on Special Order Calendar, 03/01/22

03/01/22 HOUSE Temporarily Postponed on Second Reading

03/01/22 HOUSE Placed on Calendar, on 2nd reading

Bill Comments

No comments.

Assigned Folder(s)

CC CITY COH CLR HFB TBW PMD CLR

Priority/Position

NO PRIORITY

NO IMPORTANCE

NO POSITION

Similar Bills

[SB 0536](#)  Administrative Procedures by [Diaz](#)

HB 0349 Water Resources Management

Sirois

12/08/21

Water Resources Management: Authorizes Board of Trustees of Internal Improvement Trust Fund to grant easements on sovereignty submerged lands for specified mitigation banks; directs DEP to create & modify specified rules; exempts certain docks on recorded easements from certain permit & verification requirements; granting certain docks authorization to use submerged lands upon approval of board; provides that specified structures associated with docks create presumption of specified compliance. Effective Date: upon becoming a law

10/19/21 HOUSE Filed

11/05/21 HOUSE Referred to Environment, Agriculture & Flooding Subcommittee; Agriculture & Natural Resources Appropriations Subcommittee; State Affairs Committee

11/05/21 HOUSE Now in Environment, Agriculture & Flooding Subcommittee

11/23/21 HOUSE On Committee agenda - Environment, Agriculture & Flooding Subcommittee, 12/01/21, 3:30 pm, 212 K

12/01/21 HOUSE Favorable with CS by Environment, Agriculture & Flooding Subcommittee; 13 Yeas, 4 Nays

12/06/21 HOUSE Committee Substitute Text (C1) Filed

12/08/21 HOUSE Now in Agriculture & Natural Resources Appropriations Subcommittee

Bill Comments

No comments.

Assigned Folder(s)

ACB CC CITY COH CLR TBW RPPTL

Priority/Position

NO PRIORITY

NO IMPORTANCE

NO POSITION

Similar Bills

SB 0198 Water Resources Management by Rodriguez (A)

Compare BillsHB 0965  Environmental Management by TruenowSB 1426  Environmental Management by Burgess**SB 0376 Employment Protections****Book****10/13/21**

Employment Protections; Authorizing parental leave for state employees in the Career Service System who have a stillborn child; prohibiting a public employer or an employment agency from engaging in certain activities relating to wages and salary; prohibiting an employer from engaging in certain activities relating to wages and salary; authorizing an employer to confirm a prospective employee's wage or salary history under certain conditions, etc. Effective Date: 7/1/2022

09/28/21 SENATE Filed

10/13/21 SENATE Referred to Governmental Oversight and Accountability; Appropriations Subcommittee on Agriculture, Environment, and General Government; Appropriations

Bill Comments

No comments.

Assigned Folder(s)


PMD MV PHANT TBW CC CITY CLR ELECT

Priority/Position

NO PRIORITY

NO IMPORTANCE

NO POSITION

Identical BillsHB 0291  Employee Leave and Wage and Salary History by Woodson**Compare Bills**

HB 0293 Discrimination in Labor and Employment by Thompson

SB 0322 Discrimination in Labor and Employment by Stewart

SB 0380 Greenhouse Gas Emissions**Rodriguez (A)****10/13/21**

Greenhouse Gas Emissions; Defining the term “greenhouse gas”; prohibiting the adoption or enforcement of certain state and regional programs to regulate greenhouse gas emissions without specific legislative authorization, etc. Effective Date: 7/1/2022

09/29/21 SENATE Filed

10/13/21 SENATE Referred to Environment and Natural Resources; Governmental Oversight and Accountability; Rules

Bill Comments

No comments.

Assigned Folder(s)

TBW

Priority/Position

NO PRIORITY

NO IMPORTANCE

NO POSITION

Identical Bills

[HB 0463](#)

[Greenhouse Gas Emissions by Botana](#)

HB 0421 Long-term Cleanup of Water Bodies

Truenow

02/14/22

Long-term Cleanup of Water Bodies: Directs DEP to procure specified technology for purpose of long-term cleanup of water bodies. Effective Date: July 1, 2022

10/27/21 HOUSE Filed

11/05/21 HOUSE Referred to Environment, Agriculture & Flooding Subcommittee; Agriculture & Natural Resources Appropriations Subcommittee; State Affairs Committee

11/05/21 HOUSE Now in Environment, Agriculture & Flooding Subcommittee

02/04/22 HOUSE On Committee agenda - Environment, Agriculture & Flooding Subcommittee, 02/08/22, 10:30 am, 212 K

02/08/22 HOUSE Favorable with CS by Environment, Agriculture & Flooding Subcommittee; 17 Yeas, 0 Nays

02/08/22 HOUSE Committee Substitute Text (C1) Filed

02/10/22 HOUSE Now in Agriculture & Natural Resources Appropriations Subcommittee

02/10/22 HOUSE On Committee agenda - Agriculture & Natural Resources Appropriations Subcommittee, 02/14/22, 4:00 pm, 17 H

02/14/22 HOUSE Favorable by Agriculture & Natural Resources Appropriations Subcommittee; 12 Yeas, 0 Nays

02/14/22 HOUSE Now in State Affairs Committee

Bill Comments

No comments.

Assigned Folder(s)

TBW CC CITY CLR

Priority/Position

NO PRIORITY

NO IMPORTANCE

NO POSITION

Similar Bills

SB 0834

Long-term Cleanup of Harmful Algal Blooms by Brodeur

HB 0473 Bottled Water Excise Tax

Casello

11/10/21

Bottled Water Excise Tax: Imposes excise tax on bottled water operators; specifies tax rate & trust fund for tax proceeds; requires tax proceeds to be used for certain purposes; specifies procedures for bottled water operators related to tax payments; authorizes DOR to settle or compromise taxes; provides recordkeeping requirements for bottled water operators; specifies DOR's authority to inspect books, records, & papers, issue subpoenas, & apply for certain judicial orders; provides procedures for DOR in conducting audits; specifies procedures for claiming refunds; provides that taxes due remain lien on certain property; requires that suits brought by DOR for violations be brought in circuit court; provides criminal penalties. Effective Date: July 1, 2022

11/03/21 HOUSE Filed

11/10/21 HOUSE Referred to Ways & Means Committee; Environment, Agriculture & Flooding Subcommittee; Appropriations Committee; State Affairs Committee

11/10/21 HOUSE Now in Ways & Means Committee

Bill Comments

No comments.

Assigned Folder(s)

HFB TBW CC CITY CLR

Priority/Position

NO PRIORITY

NO IMPORTANCE

NO POSITION

Similar BillsSB 0798 

Bottled Water Excise Tax by Taddeo

HB 0495 Tax Exemption for Affordable Housing Rodriguez (Ant)

12/01/21

Tax Exemption for Affordable Housing: Authorizes counties & municipalities to adopt ordinances to grant ad valorem tax exemptions to property owners whose properties are used for governmental or public purpose of providing affordable housing; provides conditions for such exemptions; specifies procedures that apply if property is transferred to a person for other purposes; specifies exemption improperly granted by property appraiser will not be assessed penalty or interest. Effective Date: July 1, 2022

11/03/21 HOUSE Filed

11/19/21 HOUSE Referred to Local Administration & Veterans Affairs Subcommittee; Ways & Means Committee; State Affairs Committee

11/19/21 HOUSE Now in Local Administration & Veterans Affairs Subcommittee

12/01/21 Bill to be Discussed During the Office of EDR's Revenue Estimating Impact Conference, 12/03/21, 9:00 am, 117 K (No Votes Will Be Taken)

Bill Comments

No comments.

Assigned Folder(s)

CC CITY COH CLR HFB RPPTL TBW

Priority/Position

NO PRIORITY

NO IMPORTANCE

NO POSITION

Compare Bills

SB 1150 

Taxation of Affordable Housing by Rodriguez (A)

HB 0501	Prohibition of Public Funds for Lobbying	Gregory	01/07/22
----------------	---	----------------	-----------------

Prohibition of Public Funds for Lobbying: Prohibits local governments and not-for-profit organizations from using public funds to retain lobbyists; provides exceptions for local government full-time employees; provides sanctions for violations; authorizes people to file complaints with the Commission on Ethics; requires commission to provide a report to specified entities; specifies procedures for disciplining violators. Effective Date: July 1, 2022

11/04/21 HOUSE Filed

11/19/21 HOUSE Referred to Public Integrity & Elections Committee; Local Administration & Veterans Affairs Subcommittee; State Affairs Committee

11/19/21 HOUSE Now in Public Integrity & Elections Committee

01/07/22 HOUSE Withdrawn prior to introduction

Bill Comments

No comments.

Assigned Folder(s)

JPU CC CITY COH CLR ELECT CLR HFB TBW PMD

Priority/Position

NO PRIORITY

NO IMPORTANCE

NO POSITION

SB 0508	Fiduciary Duty of Care for Appointed Public Officials and Executive Officers	Diaz	11/03/21
----------------	---	-------------	-----------------

Fiduciary Duty of Care for Appointed Public Officials and Executive Officers; Establishing standards for the fiduciary duty of care for appointed public officials and executive officers of specified governmental entities; requiring the Department of Business and Professional Regulation to contract for or approve a training program or publish a list of approved training providers; authorizing training to be provided by in-house counsel for certain governmental entities; requiring appointed public officials and executive officers to certify their completion of the annual training, etc. Effective Date: 7/1/2022

10/14/21 SENATE Filed

11/03/21 SENATE Referred to Governmental Oversight and Accountability; Community Affairs; Appropriations

Bill Comments

No comments.

Assigned Folder(s)

CC CLR TBW

Priority/Position

NO PRIORITY

NO IMPORTANCE

NO POSITION

SB 0510 Financial Disclosures

Brodeur

02/23/22

Financial Disclosures; Revising the date by which full and public disclosure of financial interests must be filed electronically; requiring the Commission on Ethics to accept only disclosures in paper form through a specified date; requiring the commission to accept federal income tax returns, financial statements, and other forms or attachments showing sources of income for a specified purpose; requiring members of the Commission on Ethics and the Florida Elections Commission to file a full and public disclosure of financial interests; authorizing the commission to dismiss financial disclosure complaints alleging de minimis violations, etc. Effective Date: Except as otherwise expressly provided in this act, this act shall take effect upon becoming a law

10/14/21 SENATE Filed

11/03/21 SENATE Referred to Ethics and Elections; Community Affairs; Rules

11/22/21 SENATE On Committee agenda - Ethics and Elections, 11/30/21, 3:30 pm, 110 S

11/30/21 SENATE Favorable with CS by Ethics and Elections; 9 Yeas, 0 Nays

12/01/21 SENATE Committee Substitute Text (C1) Filed

12/06/21 SENATE Now in Community Affairs

01/07/22 SENATE On Committee agenda - Community Affairs, 01/12/22, 9:30 am, 37 S

01/12/22 SENATE Not Considered by Community Affairs

01/13/22 SENATE On Committee agenda - Community Affairs, 01/18/22, 3:30 pm, 37 S

01/18/22 SENATE Favorable by Community Affairs; 7 Yeas, 0 Nays

01/19/22 SENATE Now in Rules

02/07/22 SENATE On Committee agenda - Rules, 02/10/22, 11:00 am, 412 K

02/10/22 SENATE Favorable with CS by Rules; 11 Yeas, 5 Nays
 02/14/22 SENATE Committee Substitute Text (C2) Filed
 02/14/22 SENATE Placed on Calendar, on 2nd reading
 02/17/22 SENATE Placed on Special Order Calendar, 02/23/22
 02/23/22 SENATE Read Second Time; Amendment Adopted (431710); Read Third Time; Passed (Vote: 30 Yeas / 7 Nays); Immediately certified
 02/23/22 SENATE Engrossed Text (E1) Filed
 02/23/22 HOUSE In Messages

Bill Comments

No comments.

Assigned Folder(s)

CC CLR CITY TBW PMD

Priority/Position

NO PRIORITY

NO IMPORTANCE

NO POSITION

Compare Bills

HB 0301 

Financial Disclosures by Roach

HB 7067

Ethics Reform by Public Integrity & Elections Committee

HB 0513

Comprehensive Review Study of the Central and Southern Florida Project

Bartleman

03/02/22

Comprehensive Review Study of the Central and Southern Florida Project: Directs SFWMD to prepare & submit consolidated annual report regarding status of project to EDR, DEP, Governor, & Legislature; provides report requirements. Effective Date: July 1, 2022

11/04/21 HOUSE Filed

11/19/21 HOUSE Referred to Environment, Agriculture & Flooding Subcommittee; Agriculture & Natural Resources Appropriations Subcommittee; State Affairs Committee

11/19/21 HOUSE Now in Environment, Agriculture & Flooding Subcommittee

01/10/22 HOUSE On Committee agenda - Environment, Agriculture & Flooding Subcommittee, 01/12/22, 9:00 am, 212 K

01/12/22 HOUSE Favorable by Environment, Agriculture & Flooding Subcommittee; 15 Yeas, 0 Nays

01/12/22 HOUSE Now in Agriculture & Natural Resources Appropriations Subcommittee

01/21/22 HOUSE On Committee agenda - Agriculture & Natural Resources Appropriations Subcommittee, 01/25/22, 9:00 am, 17 H

01/25/22 HOUSE Favorable by Agriculture & Natural Resources Appropriations Subcommittee; 12 Yeas, 0 Nays

01/25/22 HOUSE Now in State Affairs Committee

01/28/22 HOUSE On Committee agenda - State Affairs Committee, 02/01/22, 9:00 am, 212 K

02/01/22 HOUSE Favorable with CS by State Affairs Committee; 22 Yeas, 0 Nays

02/01/22 HOUSE Committee Substitute Text (C1) Filed

02/02/22 HOUSE Placed on Calendar, on 2nd reading

02/17/22 HOUSE Placed on Special Order Calendar, 2/22/2022

02/22/22 HOUSE Read Second Time; Placed on Third Reading, 02/24/22

02/24/22 HOUSE Read Third Time; Passed (Vote: 113 Yeas / 0 Nays); Immediately certified

02/24/22 SENATE In Messages

02/24/22 SENATE Received; Referred to Rules

03/02/22 SENATE Withdrawn from Rules; Placed on Calendar, on 2nd Reading; Substituted for SB 1326; Read Second Time; Read Third Time; Passed (Vote: 38 Yeas / 0 Nays)

03/02/22 HOUSE Ordered enrolled

03/02/22 HOUSE Enrolled Text (ER) Filed

Bill Comments

No comments.

Assigned Folder(s)

TBW

Priority/Position

NO PRIORITY

NO IMPORTANCE

NO POSITION

Similar Bills

SB 1326 

Comprehensive Review Study of the Central and Southern Florida Project by [Rodriguez \(A\)](#)

HB 0515	Municipal Water and Sewer Utility Rates	Robinson (F)	11/19/21
<p>Municipal Water and Sewer Utility Rates: Requires municipality to charge customers receiving its utility services in another municipality same rates, fees, & charges as it charges consumers within its municipal boundaries. Effective Date: July 1, 2022</p> <p>11/04/21 HOUSE Filed</p> <p>11/19/21 HOUSE Referred to Tourism, Infrastructure & Energy Subcommittee; Local Administration & Veterans Affairs Subcommittee; Commerce Committee</p> <p>11/19/21 HOUSE Now in Tourism, Infrastructure & Energy Subcommittee</p>			

Bill Comments

No comments.

Assigned Folder(s)

TBW CITY

Priority/Position

NO PRIORITY

NO IMPORTANCE

NO POSITION

Identical Bills

SB 0886 

Municipal Water and Sewer Utility Rates by Jones

SB 0536 Administrative Procedures

Diaz

03/04/22

Administrative Procedures; Requiring a notice of rule development to include certain information; requiring an agency to provide notice of a regulatory alternative to the Administrative Procedures Committee before filing the rule for adoption; requiring an agency to provide a copy of any proposal for a lower cost regulatory alternative to the committee within a certain timeframe; requiring the Florida Administrative Code to contain complete indexes to any material incorporated by reference contained in the code, etc. Effective Date: 7/1/2022

10/18/21 SENATE Filed

11/03/21 SENATE Referred to Judiciary; Appropriations; Rules

01/19/22 SENATE On Committee agenda - Judiciary, 01/24/22, 3:00 pm, 412 K

01/24/22 SENATE Favorable by Judiciary; 9 Yeas, 0 Nays

01/25/22 SENATE Now in Appropriations

02/23/22 SENATE On Committee agenda - Appropriations, 02/28/22, 10:30 am, 412 K

02/28/22 SENATE Favorable with 1 Amendment by Appropriations; 18 Yeas, 0 Nays

03/01/22 SENATE Now in Rules

03/01/22 SENATE On Committee agenda - Rules, 03/01/22, 1:30 pm, 412 K

03/01/22 SENATE Favorable with CS by Rules; 17 Yeas, 0 Nays

03/02/22 SENATE Committee Substitute Text (C1) Filed

03/02/22 SENATE Placed on Calendar, on 2nd reading

03/02/22 SENATE Placed on Special Order Calendar, 03/04/22

03/04/22 SENATE Read Second Time; Passed (Vote: 36 Yeas / 0 Nays)

03/04/22 HOUSE In Messages

Bill Comments

No comments.

Assigned Folder(s)

HFB CC CITY COH CLR TBW CLR PMD

Priority/Position

NO PRIORITY

NO IMPORTANCE

NO POSITION

Similar BillsHB 0337 

Administrative Procedures by McClain

HB 0569 Local Business Protection Act

McClure

03/08/22

Local Business Protection Act: Authorizes businesses to claim damages from county or municipality if county or municipality enacts or amends certain ordinances or charter provisions; limits amount of business damages that may be recovered; specifies ordinances & charter provisions that do not result in liability; requires presuit procedures before businesses file action for business damages; authorizes courts to award reasonable attorney fees & costs; specifies counties & municipalities are not liable for damages if they take actions within specified timeframe. Effective Date: upon becoming a law

11/10/21 HOUSE Filed

11/19/21 HOUSE Referred to Civil Justice & Property Rights Subcommittee; Local Administration & Veterans Affairs Subcommittee; Judiciary Committee

11/19/21 HOUSE Now in Civil Justice & Property Rights Subcommittee

01/11/22 HOUSE On Committee agenda - Civil Justice & Property Rights Subcommittee, 01/13/22, 2:00 pm, 404 H

01/13/22 HOUSE Favorable with CS by Civil Justice & Property Rights Subcommittee; 12 Yeas, 5 Nays

01/14/22 HOUSE Committee Substitute Text (C1) Filed

01/18/22 HOUSE Now in Local Administration & Veterans Affairs Subcommittee

01/31/22 HOUSE On Committee agenda - Local Administration & Veterans Affairs Subcommittee, 02/02/22, 11:30 am, 404 H - PCS

02/02/22 HOUSE Favorable with CS by Local Administration & Veterans Affairs Subcommittee; 11 Yeas, 6 Nays

02/03/22 HOUSE Committee Substitute Text (C2) Filed

02/07/22 HOUSE Now in Judiciary Committee

02/21/22 HOUSE On Committee agenda - Judiciary Committee, 02/23/22, 1:00 pm, 404 H

02/23/22 HOUSE Favorable by Judiciary Committee; 13 Yeas, 7 Nays

02/23/22 HOUSE Placed on Calendar, on 2nd reading

03/08/22 HOUSE Laid on Table

Bill Comments

No comments.

Assigned Folder(s)

RPPTL TBW HFB PHANT ELECT CC CITY PMD CLR WILL

Priority/Position

NO PRIORITY

NO IMPORTANCE

NO POSITION

Identical BillsSB 0620 Local Business Protection Act by [Hutson](#)

HB 0589	Sales Tax Exemptions For Public Works	Harding	01/12/22
----------------	--	----------------	-----------------

Sales Tax Exemptions For Public Works: Revises provisions specifying instances when sales to contractors are not exempt from sales & use tax; prohibits certain nonprofit entities that used sales tax exemption illegally from transferring liability; requires Department of Revenue to adopt rules prohibiting certain parties who receive sales tax exemption from assigning responsibility related to tangible personal property to other parties; requires department to establish by rule process to suspend public entity's ability to use tax exemption if certain conditions are met; revises provision specifying when taxes that are imposed are considered state funds. Effective Date: July 1, 2022

11/15/21 HOUSE Filed

12/06/21 HOUSE Referred to Government Operations Subcommittee; Ways & Means Committee; State Affairs Committee

12/06/21 HOUSE Now in Government Operations Subcommittee

01/12/22 Bill to be Discussed During the Office of EDR's Revenue Estimating Impact Conference, 01/14/22, 1:30 pm, 117 K (No Votes Will Be Taken)

Bill Comments

No comments.

Assigned Folder(s)

CC CITY COH CLR HFB TBW

Priority/Position

NO PRIORITY

NO IMPORTANCE

NO POSITION

Identical Bills

SB 0930

Sales Tax Exemptions for Public Works by [Hooper](#)

HB 0603	Land Acquisition Trust Fund	Bell	02/14/22
----------------	------------------------------------	-------------	-----------------

Land Acquisition Trust Fund: Provides annual appropriation to DEP to implement Heartland Headwaters Protection & Sustainability Act; requires funds to be used & distributed for specified purposes. Effective Date: July 1, 2022

11/15/21 HOUSE Filed

12/06/21 HOUSE Referred to Agriculture & Natural Resources Appropriations Subcommittee; Environment, Agriculture & Flooding Subcommittee; Appropriations Committee

12/06/21 HOUSE Now in Agriculture & Natural Resources Appropriations Subcommittee

02/10/22 HOUSE On Committee agenda - Agriculture & Natural Resources Appropriations Subcommittee, 02/14/22, 4:00 pm, 17 H

02/14/22 HOUSE Favorable by Agriculture & Natural Resources Appropriations Subcommittee; 13 Yeas, 1 Nay

02/14/22 HOUSE Now in Environment, Agriculture & Flooding Subcommittee

Bill Comments

No comments.

Assigned Folder(s)

TBW CC CITY CLR HFB

Priority/Position

NO PRIORITY

NO IMPORTANCE

NO POSITION

Similar Bills

[SB 1400](#) 

Land Acquisition Trust Fund by [Burgess](#)

SB 0608	Sanitary Sewer Lateral Inspection Programs	Brodeur	02/02/22
---------	--	---------	----------

Sanitary Sewer Lateral Inspection Programs; Defining the term “continuous monolithic pipe system”; authorizing counties and municipalities, respectively, to access sanitary sewer laterals within their jurisdiction for specified purposes; requiring counties and municipalities to notify private property owners within a specified timeframe if the county or municipality intends to access the owner’s sanitary sewer lateral; authorizing a program established by a county or a municipality to evaluate and rehabilitate sanitary sewer laterals on residential and commercial properties to use state or local funds allocated for environmental preservation or the protection of water quality, etc. Effective Date: 7/1/2022

10/25/21 SENATE Filed

11/03/21 SENATE Referred to Environment and Natural Resources; Community Affairs; Appropriations

11/22/21 SENATE On Committee agenda - Environment and Natural Resources, 11/30/21, 9:00 am, 37 S

11/30/21 SENATE Favorable with CS by Environment and Natural Resources; 6 Yeas, 0 Nays

11/30/21 SENATE Committee Substitute Text (C1) Filed

12/06/21 SENATE Now in Community Affairs

01/28/22 SENATE On Committee agenda - Community Affairs, 02/02/22, 8:30 am, 37 S

02/02/22 SENATE Favorable by Community Affairs; 9 Yeas, 0 Nays

02/02/22 SENATE Now in Appropriations

Bill Comments

No comments.

Assigned Folder(s)

CC CITY CLR TBW

Priority/Position

NO PRIORITY

NO IMPORTANCE

NO POSITION

Similar Bills

HB 0303 

Sanitary Sewer Lateral Inspection Programs by
Truenow

HB 0619	United States-produced Iron and Steel in Public Works Projects	Rodriguez (Ant)	02/28/22
----------------	---	------------------------	-----------------

United States-produced Iron and Steel in Public Works Projects: Requires governmental entities to include requirement in certain contracts that certain iron & steel products must be produced in United States; authorizes use of foreign-produced iron & steel materials in certain circumstances. Effective Date: July 1, 2022

11/16/21 HOUSE Filed

12/06/21 HOUSE Referred to Government Operations Subcommittee; Local Administration & Veterans Affairs Subcommittee; State Administration & Technology Appropriations Subcommittee; State Affairs Committee

12/06/21 HOUSE Now in Government Operations Subcommittee

01/10/22 HOUSE On Committee agenda - Government Operations Subcommittee, 01/12/22, 2:00 pm, 404 H

01/12/22 HOUSE Favorable by Government Operations Subcommittee; 17 Yeas, 0 Nays

01/12/22 HOUSE Now in Local Administration & Veterans Affairs Subcommittee

01/14/22 HOUSE On Committee agenda - Local Administration & Veterans Affairs Subcommittee, 01/19/22, 1:00 pm, 404 H

01/19/22 HOUSE Favorable by Local Administration & Veterans Affairs Subcommittee; 16 Yeas, 0 Nays

01/19/22 HOUSE Now in State Administration & Technology Appropriations Subcommittee

02/11/22 HOUSE On Committee agenda - State Administration & Technology Appropriations Subcommittee, 02/15/22, 8:00 am, 212 K

02/15/22 HOUSE Favorable by State Administration & Technology Appropriations Subcommittee; 12 Yeas, 2 Nays

02/15/22 HOUSE Now in State Affairs Committee

02/21/22 HOUSE On Committee agenda - State Affairs Committee, 02/23/22, 1:00 pm, 212 K

02/23/22 HOUSE Favorable with CS by State Affairs Committee; 20 Yeas, 3 Nays

02/25/22 HOUSE Committee Substitute Text (C1) Filed

02/28/22 HOUSE Placed on Calendar, on 2nd reading

Bill Comments

No comments.

Assigned Folder(s)

TBW

Priority/Position

NO PRIORITY

NO IMPORTANCE

NO POSITION

Similar Bills

SB 1336 

United States-produced Iron and Steel in Public Works Projects by [Boyd](#)

SB 0620	Local Business Protection Act	Hutson	03/09/22
---------	-------------------------------	--------	----------

Local Business Protection Act; Citing this act as the "Local Business Protection Act"; authorizing certain businesses to claim business damages from a county or municipality if the county or municipality enacts or amends certain ordinances or charter provisions; limiting the amount of business damages that may be recovered; specifying ordinances and charter provisions that do not result in liability for business damages; requiring businesses and counties or municipalities to follow certain presuit procedures before businesses file an action for business damages, etc. Effective Date: Upon becoming a law

10/25/21 SENATE Filed

11/03/21 SENATE Referred to Judiciary; Rules; Appropriations

11/22/21 SENATE On Committee agenda - Judiciary, 11/30/21, 9:00 am, 412 K

11/30/21 SENATE Favorable by Judiciary; 7 Yeas, 4 Nays

11/30/21 SENATE Now in Rules

01/10/22 SENATE Reference to Rules removed; Remaining reference: Appropriations

01/10/22 SENATE Now in Appropriations

01/14/22 SENATE On Committee agenda - Appropriations, 01/20/22, 11:30 am, 412 K

01/20/22 SENATE Favorable with CS by Appropriations; 11 Yeas, 7 Nays

01/24/22 SENATE Committee Substitute Text (C1) Filed

01/24/22 SENATE Placed on Calendar, on 2nd reading

01/24/22 SENATE Placed on Special Order Calendar, 01/27/22

01/27/22 SENATE Read Second Time; Amendments Adopted (834272, 507868); Amendment Adopted as Amended (609228); Read Third Time; Passed (Vote: 22 Yeas / 14 Nays); Immediately certified

01/27/22 SENATE Engrossed Text (E1) Filed

01/27/22 HOUSE In Messages

03/07/22 HOUSE Received; Referred to House Calendar

03/07/22 HOUSE Placed on Special Order Calendar, 03/08/22

03/08/22 HOUSE Read Second Time; Amendments Failed (199089, 773345, 521123); Placed on Third Reading, 03/09/22

03/09/22 HOUSE Read Third Time; Passed (Vote: 69 Yeas / 45 Nays)

03/09/22 SENATE Ordered enrolled

03/09/22 SENATE Enrolled Text (ER) Filed

Bill Comments

No comments.

Assigned Folder(s)

CC CITY CLR PMD HFB RPPTL TBW ELECT WILL

Priority/Position

NO PRIORITY

NO IMPORTANCE

NO POSITION

Identical Bills

HB 0569 

Local Business Protection Act by McClure

HB 0621 Infrastructure Project Funding

Fine

12/06/21

Infrastructure Project Funding: Prohibits administering agency from disbursing funds from any category of General Appropriations Act for infrastructure projects under certain conditions; requires grantee to use revenues for infrastructure projects for certain activities only; prohibits water management districts from disbursing funds to grantees for water-related projects unless certain conditions are met; prohibits potential grantees from seeking funds for water-related projects under certain conditions; provides criteria under which applicants may apply for water project grant funding; prohibits applicants from seeking water project grant funding under certain conditions. Effective Date: July 1, 2022

11/16/21 HOUSE Filed

12/06/21 HOUSE Referred to Tourism, Infrastructure & Energy Subcommittee; Local Administration & Veterans Affairs Subcommittee; Appropriations Committee; Commerce Committee

12/06/21 HOUSE Now in Tourism, Infrastructure & Energy Subcommittee

Bill Comments

No comments.

Assigned Folder(s)

CC CITY CLR TBW

Priority/Position

NO PRIORITY

NO IMPORTANCE

NO POSITION

Identical BillsSB 1162 

Infrastructure Project Funding by Broxson

SB 0624 Reemployment After Retirement

Wright

11/03/21

Reemployment After Retirement; Authorizing a retiree of the Florida Retirement System to be reemployed under certain circumstances, etc. Effective Date: 7/1/2022

10/25/21 SENATE Filed

11/03/21 SENATE Referred to Governmental Oversight and Accountability; Community Affairs; Rules

Bill Comments

No comments.

Assigned Folder(s)

TBW

Priority/Position

NO PRIORITY

NO IMPORTANCE

NO POSITION

HB 0627 Employment Practices for Family and Medical Leave

Nixon

12/06/21

Employment Practices for Family and Medical Leave: Creates "Florida Family & Medical Leave Act"; requires employer to allow employees to take paid family leave to bond with minor child upon birth, adoption, or foster care placement; provides for civil action & penalties; creates family & medical leave insurance benefits program; prohibits specified employment practices on basis of pregnancy, childbirth, or medical condition related to pregnancy or childbirth; provides for leave, maintenance of health coverage, reasonable accommodation & transfer, & return rights for employee who is disabled from pregnancy, childbirth, or medical condition related to pregnancy or childbirth. Effective Date: July 1, 2022

11/17/21 HOUSE Filed

12/06/21 HOUSE Referred to Regulatory Reform Subcommittee; Appropriations Committee; Commerce Committee

12/06/21 HOUSE Now in Regulatory Reform Subcommittee

Bill Comments

No comments.

Assigned Folder(s)

TBW CC CITY CLR PMD CLR

Priority/Position

NO PRIORITY

NO IMPORTANCE

NO POSITION

Identical Bills

SB 0688 

Employment Practices for Family and Medical Leave by Cruz

Linked Bills

HB 0629

Trust Funds/Family and Medical Leave Insurance Benefits Fund/DFS by Nixon

Compare Bills

SB 0656 

Family and Medical Leave Insurance Benefits Fund by Cruz

HB 0635 Building Permits

Maggard

02/09/22

Building Permits: Prohibits certain persons or entities from making substantive changes to building plans after permit has been issued; provides exceptions; requires certain persons to provide certain information to certain persons or entities; provides that certain persons are subject to disciplinary action under certain circumstances; prohibits local government from prohibiting or restricting demolition permits for single-family residential structures located in certain areas; provides that local governments may only review demolition permits administratively for compliance with certain regulations; prohibits property owner from being penalized for demolition in compliance with demolition permit; prohibits local governments from imposing additional requirements on certain structures. Effective Date: July 1, 2022

11/17/21 HOUSE Filed

12/06/21 HOUSE Referred to Regulatory Reform Subcommittee; Local Administration & Veterans Affairs Subcommittee; Commerce Committee

12/06/21 HOUSE Now in Regulatory Reform Subcommittee

01/10/22 HOUSE On Committee agenda - Regulatory Reform Subcommittee, 01/12/22, 2:00 pm, 212 K

01/12/22 HOUSE Temporarily Postponed by Regulatory Reform Subcommittee

01/18/22 HOUSE On Committee agenda - Regulatory Reform Subcommittee, 01/20/22, 1:00 pm, 212 K - PCS

01/20/22 HOUSE Favorable with CS by Regulatory Reform Subcommittee; 17 Yeas, 0 Nays

01/21/22 HOUSE Committee Substitute Text (C1) Filed

01/25/22 HOUSE Now in Local Administration & Veterans Affairs Subcommittee

02/03/22 HOUSE On Committee agenda - Local Administration & Veterans Affairs Subcommittee, 02/07/22, 1:30 pm, 404 H

02/07/22 HOUSE Favorable with CS by Local Administration & Veterans Affairs Subcommittee; 18 Yeas, 0 Nays

02/07/22 HOUSE Committee Substitute Text (C2) Filed

02/09/22 HOUSE Now in Commerce Committee

Bill Comments

No comments.

Assigned Folder(s)

RPPTL TBW CC CITY CLR

Priority/Position

NO PRIORITY

NO IMPORTANCE

NO POSITION

Compare Bills

HB 0423	Building Regulation by LaMarca
SB 0644	Building Regulation by Brodeur
SB 0976 	Construction by Perry
SB 1020	Building Plans by Perry
HB 1281	Building Construction Policies by DiCeglie

SB 0656

Family and Medical Leave Insurance Benefits Fund

Cruz

11/16/21

Family and Medical Leave Insurance Benefits Fund; Creating the Family and Medical Leave Insurance Benefits Fund under the Department of Financial Services; providing the purpose of the trust fund; providing for future review and termination of the trust fund, etc. Effective Date: On the same date that SB 688 or similar legislation takes effect, if such legislation is adopted in the same legislative session or an extension thereof and becomes a law

10/27/21 SENATE Filed

11/16/21 SENATE Referred to Commerce and Tourism; Appropriations Subcommittee on Agriculture, Environment, and General Government; Appropriations

Bill Comments

No comments.

Assigned Folder(s)

CC CITY CLR CLR PMD TBW

Priority/Position

NO PRIORITY

NO IMPORTANCE

NO POSITION

Identical Bills

HB 0629

Trust Funds/Family and Medical Leave Insurance
Benefits Fund/DFS by [Nixon](#)

Linked Bills

SB 0688 

Employment Practices for Family and Medical
Leave by [Cruz](#)

Compare Bills

HB 0627 

Employment Practices for Family and Medical
Leave by [Nixon](#)

HB 0663	Recall of County Officers and Commissioners	Williamson	02/07/22
----------------	--	-------------------	-----------------

Recall of County Officers and Commissioners: Proposes amendment to State Constitution to authorize Legislature to provide by general law for recall of county officers & commissioners. Effective Date: Not Specified

11/19/21 HOUSE Filed

12/13/21 HOUSE Referred to Local Administration & Veterans Affairs Subcommittee; Public Integrity & Elections Committee; State Affairs Committee

12/13/21 HOUSE Now in Local Administration & Veterans Affairs Subcommittee

01/21/22 HOUSE On Committee agenda - Local Administration & Veterans Affairs Subcommittee, 01/25/22, 9:00 am, 404 H

01/25/22 HOUSE Favorable by Local Administration & Veterans Affairs Subcommittee; 14 Yeas, 0 Nays

01/25/22 HOUSE Now in Public Integrity & Elections Committee

02/03/22 HOUSE On Committee agenda - Public Integrity & Elections Committee, 02/07/22, 11:00 am, 404 H

02/07/22 HOUSE Favorable by Public Integrity & Elections Committee; 13 Yeas, 2 Nays

02/07/22 HOUSE Now in State Affairs Committee

Bill Comments

No comments.

Assigned Folder(s)

CC CLR TBW CITY

Priority/Position

NO PRIORITY

NO IMPORTANCE

NO POSITION

Identical Bills

SB 1004 

Recall of County Officers and Commissioners by
[Gruters](#)

Linked Bills

[HB 1399](#) Recall of County Commissioners by [Williamson](#)

Compare Bills

[SB 1938](#) Recall of County Officials by [Gruters](#)

SB 0674	Public Meetings During Declared States of Emergency	Cruz	11/16/21
----------------	--	-------------	-----------------

Public Meetings During Declared States of Emergency; Providing for the suspension of certain statutory provisions during declared states of emergency for a specified timeframe; authorizing governing bodies to use communications media technology to conduct meetings during declared states of emergency; providing that certain remote participation by a governing body member in a meeting constitutes that individual's presence at such meeting and counts toward a quorum during a declared state of emergency; authorizing members of a governing body to attend certain meetings in person or through communications media technology, etc. Effective Date: 7/1/2022

10/27/21 SENATE Filed

11/16/21 SENATE Referred to Community Affairs; Military and Veterans Affairs, Space, and Domestic Security; Rules

Bill Comments

No comments.

Assigned Folder(s)

TBW CC CITY CLR

Priority/Position

NO PRIORITY

NO IMPORTANCE

NO POSITION

SB 0676	Drinking Water in Public Schools	Cruz	02/08/22
----------------	---	-------------	-----------------

Drinking Water in Public Schools; Subject to legislative appropriation, requiring district boards to coordinate with district school boards to identify certain schools and to provide funding to those schools by a specified date; requiring school districts, as applicable, to install filters that meet certain specifications on drinking water sources; requiring school districts, as applicable, to post signage on certain water sources and requiring school districts to publish specified information on school district websites, etc. APPROPRIATION: \$3,000,000 Effective Date: 7/1/2022

10/27/21 SENATE Filed

11/16/21 SENATE Referred to Education; Appropriations Subcommittee on Education; Appropriations

02/03/22 SENATE On Committee agenda - Education, 02/08/22, 9:00 am, 412 K

02/08/22 SENATE Favorable by Education; 9 Yeas, 0 Nays

02/08/22 SENATE Now in Appropriations Subcommittee on Education

Bill Comments

No comments.

Assigned Folder(s)

TBW CITY

Priority/Position

NO PRIORITY

NO IMPORTANCE

NO POSITION

Similar Bills

HB 1245 

Drinking Water in Public Schools by [Nixon](#)

SB 1648 

Drinking Water In Public Schools by [Farmer, Jr.](#)

SB 0688	Employment Practices for Family and Medical Leave	Cruz	11/16/21
----------------	--	-------------	-----------------

Employment Practices for Family and Medical Leave; Creating the “Florida Family and Medical Leave Act”; requiring an employer to allow certain employees to take family and medical leave to bond with a minor child upon the child’s birth, adoption, or foster care placement; prohibiting an employer from taking adverse action against an employee who requests or obtains family and medical leave; requiring that family and medical leave be taken concurrently with any leave taken under federal family and medical leave law; requiring the Department of Economic Opportunity to create a model notice that specifies an employee’s rights related to family and medical leave and family and medical leave insurance benefits, etc. Effective Date: 7/1/2022

10/27/21 SENATE Filed

11/16/21 SENATE Referred to Commerce and Tourism; Appropriations Subcommittee on Transportation, Tourism, and Economic Development; Appropriations

Bill Comments

No comments.

Assigned Folder(s)

TBW PHANT PMD MV

Priority/Position

NO PRIORITY

NO IMPORTANCE

NO POSITION

Identical Bills

HB 0627 

Employment Practices for Family and Medical Leave by [Nixon](#)

Linked Bills

SB 0656 

Family and Medical Leave Insurance Benefits Fund by [Cruz](#)

Compare Bills

HB 0629

Trust Funds/Family and Medical Leave Insurance
Benefits Fund/DFS by Nixon

HB 0689	Workers' Compensation Benefits for Posttraumatic Stress Disorder	Giallombardo	03/08/22
----------------	---	---------------------	-----------------

Workers' Compensation Benefits for Posttraumatic Stress Disorder: Provides that time for specified notice in certain cases is measured from time of qualifying event or diagnosis of disorder, rather than manifestation of disorder, whichever is later; provides that posttraumatic stress disorder suffered by correctional officer is compensable occupation disease; provides standard of proof; provides requirements for benefits offered to correctional officer for posttraumatic stress disorder; specifies when claim for posttraumatic stress disorder must be noticed; requires certain employing agencies to provide certain educational training; requires DFS to adopt rules. Effective Date: July 1, 2022

11/22/21 HOUSE Filed

12/13/21 HOUSE Referred to Government Operations Subcommittee; Insurance & Banking Subcommittee; State Administration & Technology Appropriations Subcommittee; State Affairs Committee

12/13/21 HOUSE Now in Government Operations Subcommittee

01/18/22 HOUSE On Committee agenda - Government Operations Subcommittee, 01/20/22, 1:00 pm, 404 H

01/20/22 HOUSE Favorable by Government Operations Subcommittee; 15 Yeas, 0 Nays

01/20/22 HOUSE Now in Insurance & Banking Subcommittee

01/25/22 HOUSE On Committee agenda - Insurance & Banking Subcommittee, 01/27/22, 9:00 am, 17 H

01/27/22 HOUSE Favorable by Insurance & Banking Subcommittee; 16 Yeas, 0 Nays

01/27/22 HOUSE Now in State Administration & Technology Appropriations Subcommittee

02/04/22 HOUSE On Committee agenda - State Administration & Technology Appropriations Subcommittee, 02/08/22, 8:00 am, 212 K

02/08/22 HOUSE Favorable by State Administration & Technology Appropriations Subcommittee; 14 Yeas, 0 Nays

02/08/22 HOUSE Now in State Affairs Committee

02/21/22 HOUSE On Committee agenda - State Affairs Committee, 02/23/22, 1:00 pm, 212 K - PCS

02/23/22 HOUSE Favorable with CS by State Affairs Committee; 23 Yeas, 0 Nays

02/24/22 HOUSE Committee Substitute Text (C1) Filed

02/24/22 HOUSE Referred to Calendar

02/24/22 HOUSE Placed on Special Order Calendar, 03/01/22

03/01/22 HOUSE Read Second Time; Amendment Adopted (88957); Placed on Third Reading, 03/02/22

03/01/22 HOUSE Engrossed Text (E1) Filed
 03/02/22 HOUSE Read Third Time; Passed (Vote: 115 Yeas / 0 Nays)
 03/02/22 SENATE In Messages
 03/02/22 SENATE Received; Referred to Appropriations
 03/08/22 SENATE Withdrawn from Appropriations; Placed on Calendar, on 2nd Reading; Substituted for SB 1066; Read Second Time; Read Third Time; Passed (Vote: 39 Yeas / 0 Nays)
 03/08/22 HOUSE Ordered enrolled
 03/08/22 HOUSE Enrolled Text (ER) Filed

Bill Comments

No comments.

Assigned Folder(s)

CLR TBW CC CITY CLR

Priority/Position

NO PRIORITY

NO IMPORTANCE

NO POSITION

Compare Bills

HB 0425	Posttraumatic Stress Disorder Benefits and Peer Support Programs for Law Enforcement, Correctional, and Correctional Probation Officers by Fischer
SB 0664	Posttraumatic Stress Disorder Workers' Compensation for Law Enforcement and Correctional Officers by Bradley
SB 1066	Workers' Compensation Benefits for First Responders by Burgess

HB 0691	Resilience-related Advisory Committees	Slosberg	12/13/21
----------------	---	-----------------	-----------------

Resilience-related Advisory Committees: Authorizes resilience-related advisory committees to conduct public meetings & workshops by means of communications media technology; provides that use of technology by committee member constitutes member's presence at meeting or workshop; provides notice requirements for public meetings or workshops conducted by means of communications media technology. Effective Date: upon becoming a law

11/22/21 HOUSE Filed

12/13/21 HOUSE Referred to Government Operations Subcommittee; Public Integrity & Elections Committee; State Affairs Committee

12/13/21 HOUSE Now in Government Operations Subcommittee

Bill Comments

No comments.

Assigned Folder(s)

TBW

Priority/Position

NO PRIORITY

NO IMPORTANCE

NO POSITION

Identical Bills

SB 0690

Resilience-related Advisory Committees by
Rodriguez (A)

SB 0720 Florida Retirement System

Ausley

11/16/21

Florida Retirement System; Revising the definition of the term “continuous service” for purposes of the Florida Retirement System; revising an exception to the employment after retirement limitations for retired law enforcement officers who are reemployed with a covered employer, etc. Effective Date: 7/1/2022

11/01/21 SENATE Filed

11/16/21 SENATE Referred to Governmental Oversight and Accountability; Appropriations Subcommittee on Agriculture, Environment, and General Government; Appropriations

Bill Comments

No comments.

Assigned Folder(s)

TBW

Priority/Position

NO PRIORITY

NO IMPORTANCE

NO POSITION

SB 0732 Heat Illness Prevention

Rodriguez (A)

01/20/22

Heat Illness Prevention; Providing responsibilities for certain employers and employees; providing an exception; requiring employers to provide annual training for employees and supervisors; requiring the Department of Agriculture and Consumer Services, in conjunction with the Department of Health, to adopt specified rules, etc. Effective Date: 10/1/2022

11/02/21 SENATE Filed

11/16/21 SENATE Referred to Agriculture; Health Policy; Rules

01/14/22 SENATE On Committee agenda - Agriculture, 01/19/22, 8:30 am, 110 S

01/19/22 SENATE Favorable by Agriculture; 7 Yeas, 0 Nays

01/20/22 SENATE Now in Health Policy

Bill Comments

No comments.

Assigned Folder(s)

TBW CC CITY PMD CLR ELECT

Priority/Position

NO PRIORITY

NO IMPORTANCE

NO POSITION

Identical Bills

HB 0887 

Heat Illness Prevention in Outdoor Environment
Industries by Chambliss

HB 0737	Electric Vehicle Transportation Electrification Plan	Borrero	02/16/22
----------------	---	----------------	-----------------

Electric Vehicle Transportation Electrification Plan: Requires PSC to adopt rules for electric vehicle transportation electrification plan; provides timeframes for such rules & for final rule adoption; authorizes entities that provide electric vehicle charging stations to public to intervene & participate in commission proceedings involving rates, terms, or conditions of service for offering electric vehicle charging to public. Effective Date: July 1, 2022

11/24/21 HOUSE Filed

12/13/21 HOUSE Referred to Tourism, Infrastructure & Energy Subcommittee; State Administration & Technology Appropriations Subcommittee; Commerce Committee

12/13/21 HOUSE Now in Tourism, Infrastructure & Energy Subcommittee

02/11/22 HOUSE On Committee agenda - Tourism, Infrastructure & Energy Subcommittee, 02/15/22, 8:00 am, 102 H - PCS

02/15/22 HOUSE Favorable with CS by Tourism, Infrastructure & Energy Subcommittee; 13 Yeas, 3 Nays

02/15/22 HOUSE Committee Substitute Text (C1) Filed

02/16/22 HOUSE Reference to State Administration & Technology Appropriations Subcommittee removed; Remaining reference: Commerce Committee

02/16/22 HOUSE Now in Commerce Committee

Bill Comments

No comments.

Assigned Folder(s)

HFB TBW STRO CC CITY CLR

Priority/Position

NO PRIORITY

NO IMPORTANCE

NO POSITION

Similar Bills

SB 0920 Electric Vehicle Transportation Electrification Plan
by Perry**HB 0761 Inventories of Critical Wetlands**

Truenow

03/04/22

Inventories of Critical Wetlands: Requires each water management district governing board, in cooperation with local governments, to develop list of critical wetlands for acquisition using funds from Land Acquisition Trust Fund; requires boards to consider certain criteria when including wetlands on list. Effective Date: July 1, 2022

11/30/21 HOUSE Filed

12/13/21 HOUSE Referred to Environment, Agriculture & Flooding Subcommittee; Agriculture & Natural Resources Appropriations Subcommittee; State Affairs Committee

12/13/21 HOUSE Now in Environment, Agriculture & Flooding Subcommittee

01/10/22 HOUSE On Committee agenda - Environment, Agriculture & Flooding Subcommittee, 01/12/22, 9:00 am, 212 K

01/12/22 HOUSE Favorable by Environment, Agriculture & Flooding Subcommittee; 14 Yeas, 0 Nays

01/12/22 HOUSE Now in Agriculture & Natural Resources Appropriations Subcommittee

01/21/22 HOUSE On Committee agenda - Agriculture & Natural Resources Appropriations Subcommittee, 01/25/22, 9:00 am, 17 H

01/25/22 HOUSE Favorable by Agriculture & Natural Resources Appropriations Subcommittee; 12 Yeas, 0 Nays

01/25/22 HOUSE Now in State Affairs Committee

01/28/22 HOUSE On Committee agenda - State Affairs Committee, 02/01/22, 9:00 am, 212 K

02/01/22 HOUSE Favorable by State Affairs Committee; 20 Yeas, 0 Nays

02/01/22 HOUSE Placed on Calendar, on 2nd reading

03/01/22 HOUSE Placed on Special Order Calendar, 03/04/22

03/04/22 HOUSE Read Second Time; Substituted for SB 0882; Laid on Table, Refer to SB 0882

Bill Comments

No comments.

Assigned Folder(s)

CC CITY CLR RPPTL TBW PKW

Priority/Position

NO PRIORITY

NO IMPORTANCE

NO POSITION

Similar BillsSB 0882 

Inventories of Critical Wetlands by Brodeur

SB 0798 Bottled Water Excise Tax

Taddeo

11/16/21

Bottled Water Excise Tax; Imposing an excise tax upon bottled water operators; requiring that tax proceeds be separately accounted for and be used for certain purposes; specifying requirements for bottled water operators in filing monthly returns with the Department of Revenue; specifying the penalty for the substantial underpayment of taxes; requiring governmental entities to cooperate with the department and furnish information without cost to the department for certain purposes; requiring that suits brought by the department for violations be brought in circuit court, etc. Effective Date: 7/1/2022

11/03/21 SENATE Filed

11/16/21 SENATE Referred to Environment and Natural Resources; Finance and Tax; Appropriations

Bill Comments

No comments.

Assigned Folder(s)

HFB TBW CC CITY CLR

Priority/Position

NO PRIORITY

NO IMPORTANCE

NO POSITION

Similar Bills

[HB 0473](#) 

Bottled Water Excise Tax by Casello

HB 0799 Sovereign Immunity

Beltran

12/01/21

Sovereign Immunity: Revises statutory limits on liability for tort claims against state & its agencies & subdivisions; specifies that limitations in effect on date final judgment is entered apply to that claim; requires DFS to adjust limitations on tort liability every year after specified date. Effective Date: July 1, 2022

11/30/21 HOUSE Filed

12/01/21 HOUSE Withdrawn prior to introduction

Bill Comments

No comments.

Assigned Folder(s)

TBW STRO CC CSU CITY CLR

Priority/Position

NO PRIORITY

NO IMPORTANCE

NO POSITION

Compare Bills

[SB 0974](#) 

Sovereign Immunity by Gruters

HB 0985 

Sovereign Immunity by Beltran

SB 0832	Implementation of the Recommendations of the Blue-Green Algae Task Force	Stewart	01/27/22
----------------	---	----------------	-----------------

Implementation of the Recommendations of the Blue-Green Algae Task Force; Requiring owners of certain onsite sewage treatment and disposal systems to have the systems periodically inspected, beginning on a specified date; requiring the Department of Environmental Protection to administer the inspection program; requiring new or revised basin management action plans to include a list that identifies and prioritizes certain spatially focused projects, etc. Effective Date: 7/1/2022

11/04/21 SENATE Filed

11/16/21 SENATE Referred to Environment and Natural Resources; Appropriations Subcommittee on Agriculture, Environment, and General Government; Appropriations

01/03/22 SENATE On Committee agenda - Environment and Natural Resources, 01/10/22, 4:00 pm, 37 S

01/10/22 SENATE Favorable by Environment and Natural Resources; 5 Yeas, 0 Nays

01/11/22 SENATE Now in Appropriations Subcommittee on Agriculture, Environment, and General Government

01/21/22 SENATE On Committee agenda - Appropriations Subcommittee on Agriculture, Environment, and General Government, 01/26/22, 3:30 pm, 110 S

01/26/22 SENATE Subcommittee Recommendation: Favorable by Appropriations Subcommittee on Agriculture, Environment, and General Government; 10 Yeas, 0 Nays

01/27/22 SENATE Now in Appropriations

Bill Comments

No comments.

Assigned Folder(s)

TBW RPPTL CC CITY CLR

Priority/Position

NO PRIORITY

NO IMPORTANCE

NO POSITION

Identical Bills

[HB 0561](#)

Implementation of the Recommendations of the Blue-Green Algae Task Force by [Goff-Marcil](#)

SB 0882	Inventories of Critical Wetlands	Brodeur	03/07/22
----------------	---	----------------	-----------------

Inventories of Critical Wetlands; Requiring each water management district governing board, in cooperation with local governments, to develop a list of critical wetlands for acquisition using funds from the Land Acquisition Trust Fund; requiring the governing

boards to consider certain criteria when including wetlands on the list and to notify owners of property contemplated to be included on the list; requiring owners who wish to have their property removed from the list to submit a certified letter requesting removal; requiring a governing board to approve such removal if the request meets those requirements, etc. Effective Date: 7/1/2022

11/08/21 SENATE Filed

11/30/21 SENATE Referred to Environment and Natural Resources; Community Affairs; Rules

01/03/22 SENATE On Committee agenda - Environment and Natural Resources, 01/10/22, 4:00 pm, 37 S

01/10/22 SENATE Favorable by Environment and Natural Resources; 4 Yeas, 0 Nays

01/11/22 SENATE Now in Community Affairs

01/28/22 SENATE On Committee agenda - Community Affairs, 02/02/22, 8:30 am, 37 S

02/02/22 SENATE Favorable with CS by Community Affairs; 9 Yeas, 0 Nays

02/04/22 SENATE Committee Substitute Text (C1) Filed

02/04/22 SENATE Now in Rules

02/07/22 SENATE On Committee agenda - Rules, 02/10/22, 11:00 am, 412 K

02/10/22 SENATE Favorable with CS by Rules; 17 Yeas, 0 Nays

02/11/22 SENATE Committee Substitute Text (C2) Filed

02/11/22 SENATE Placed on Calendar, on 2nd reading

02/17/22 SENATE Placed on Special Order Calendar, 02/23/22

02/23/22 SENATE Read Second Time; Read Third Time; Passed (Vote: 38 Yeas / 0 Nays); Immediately certified

02/23/22 HOUSE In Messages

03/01/22 HOUSE Received; Referred to House Calendar

03/01/22 HOUSE Placed on Special Order Calendar, 03/04/22

03/04/22 HOUSE Substituted for HB 0761; Read Second Time; Placed on Third Reading, 03/07/22

03/07/22 HOUSE Read Third Time; Passed (Vote: 111 Yeas / 2 Nays)

03/07/22 SENATE Ordered enrolled

03/07/22 SENATE Enrolled Text (ER) Filed

Bill Comments

No comments.

Assigned Folder(s)

TBW RPPTL PKW

Priority/Position

NO PRIORITY

NO IMPORTANCE

NO POSITION

Similar Bills

Inventories of Critical Wetlands by [Truenow](#)

HB 0761 

SB 0886	Municipal Water and Sewer Utility Rates	Jones	11/30/21
----------------	--	-------	----------

Municipal Water and Sewer Utility Rates; Requiring a municipality to charge customers receiving its utility services in another municipality the same rates, fees, and charges as it charges consumers within its municipal boundaries under certain circumstances, etc. Effective Date: 7/1/2022

11/09/21 SENATE Filed

11/30/21 SENATE Referred to Community Affairs; Regulated Industries; Rules

Bill Comments

No comments.

Assigned Folder(s)

TBW CITY

Priority/Position

NO PRIORITY

NO IMPORTANCE

NO POSITION

Identical Bills

HB 0515 

Municipal Water and Sewer Utility Rates by Robinson (F)

HB 0887	Heat Illness Prevention in Outdoor Environment Industries	Chambliss	01/03/22
----------------	--	-----------	----------

Heat Illness Prevention in Outdoor Environment Industries: Requires certain employers to provide drinking water, shade, & annual training to employees & supervisors; requires DACS, in conjunction with DOH, to adopt specified rules. Effective Date: October 1, 2022

12/09/21 HOUSE Filed

01/03/22 HOUSE Referred to Regulatory Reform Subcommittee; Agriculture & Natural Resources Appropriations Subcommittee; Commerce Committee

01/03/22 HOUSE Now in Regulatory Reform Subcommittee

Bill Comments

No comments.

Assigned Folder(s)

TBW PMD CC CITY CLR ELECT

Priority/Position

NO PRIORITY

NO IMPORTANCE

NO POSITION

Identical BillsSB 0732 

Heat Illness Prevention by Rodriguez (A)

SB 0920**Electric Vehicle Transportation
Electrification Plan****Perry****01/19/22**

Electric Vehicle Transportation Electrification Plan; Requiring the Public Service Commission to adopt rules for an electric vehicle transportation electrification plan that meet certain requirements; providing timeframes for the commission to propose the plan's rules and for final rule adoption; authorizing entities that provide electric vehicle charging stations to the public to intervene and participate in certain commission proceedings involving rates, terms, or conditions for offering electric vehicle charging to the public, etc. Effective Date: 7/1/2022

11/16/21 SENATE Filed

11/30/21 SENATE Referred to Regulated Industries; Transportation; Rules

01/13/22 SENATE On Committee agenda - Regulated Industries, 01/18/22, 1:30 pm, 412 K

01/18/22 SENATE Favorable by Regulated Industries; 7 Yeas, 1 Nay

01/19/22 SENATE Now in Transportation

Bill Comments

No comments.

Assigned Folder(s)

TBW HFB STRO CC CITY CLR

Priority/Position

NO PRIORITY

NO IMPORTANCE

NO POSITION

Similar BillsHB 0737 Electric Vehicle Transportation Electrification Plan
by Borrero**HB 0943****Preemption of Local Government
Wage Mandates****Harding****02/17/22**

Preemption of Local Government Wage Mandates: Prohibits political subdivisions from enacting, maintaining, or enforcing, directly or indirectly, wage mandates in amount greater than state or federal minimum wage rate; specifies that certain wage mandates are void. Effective Date: upon becoming a law

12/16/21 HOUSE Filed

01/07/22 HOUSE Referred to Local Administration & Veterans Affairs Subcommittee; Regulatory Reform Subcommittee; State Affairs Committee

01/07/22 HOUSE Now in Local Administration & Veterans Affairs Subcommittee

01/21/22 HOUSE On Committee agenda - Local Administration & Veterans Affairs Subcommittee, 01/25/22, 9:00 am, 404 H

01/25/22 HOUSE Favorable with CS by Local Administration & Veterans Affairs Subcommittee; 10 Yeas, 7 Nays

01/25/22 HOUSE Committee Substitute Text (C1) Filed

01/26/22 HOUSE Now in Regulatory Reform Subcommittee

02/01/22 HOUSE On Committee agenda - Regulatory Reform Subcommittee, 02/03/22, 2:00 pm, 212 K

02/03/22 HOUSE Favorable by Regulatory Reform Subcommittee; 11 Yeas, 6 Nays

02/03/22 HOUSE Now in State Affairs Committee

02/15/22 HOUSE On Committee agenda - State Affairs Committee, 02/17/22, 3:00 pm, 212 K

02/17/22 HOUSE Temporarily Postponed by State Affairs Committee

Bill Comments

No comments.

Assigned Folder(s)

CC CITY CLR TBW HFB

Priority/Position

NO PRIORITY

NO IMPORTANCE

NO POSITION

Identical Bills

SB 1124 

Preemption of Local Government Wage
Mandates by [Gruters](#)

SB 0954 Energy

Brodeur

02/28/22

Energy; Revising the selection criteria for purchasing or leasing vehicles for state agency, college, or university or certain local government fleets; removing a provision requiring the use and procurement of ethanol and biodiesel fuels; requiring the Department of Management Services, before a specified date, to make recommendations to state agencies and local governments relating to the procurement and integration of electric and natural gas fuel vehicles; revising the definition of the term "single-trade inspection", etc. Effective Date: 7/1/2022

11/17/21 SENATE Filed

11/30/21 SENATE Referred to Governmental Oversight and Accountability; Appropriations Subcommittee on Agriculture, Environment, and General Government; Appropriations

01/10/22 SENATE On Committee agenda - Governmental Oversight and Accountability, 01/13/22, 11:00 am, 37 S

01/13/22 SENATE Favorable with CS by Governmental Oversight and Accountability; 6 Yeas, 0 Nays

01/14/22 SENATE Committee Substitute Text (C1) Filed

01/14/22 SENATE Now in Appropriations Subcommittee on Agriculture, Environment, and General Government

02/11/22 SENATE On Committee agenda - Appropriations Subcommittee on Agriculture, Environment, and General Government, 02/16/22, 1:00 pm, 110 S

02/16/22 SENATE Subcommittee Recommendation: Favorable with CS by Appropriations Subcommittee on Agriculture, Environment, and General Government; 10 Yeas, 0 Nays

02/18/22 SENATE Now in Appropriations

02/21/22 SENATE On Committee agenda - Appropriations, 02/24/22, 9:00 am, 412 K - PCS

02/24/22 SENATE Favorable with CS by Appropriations; 20 Yeas, 0 Nays

02/28/22 SENATE Committee Substitute Text (C2) Filed

02/28/22 SENATE Placed on Calendar, on 2nd reading

Bill Comments

No comments.

Assigned Folder(s)

TBW CC CITY CLR

Priority/Position

NO PRIORITY

NO IMPORTANCE

NO POSITION

Similar Bills

HB 1139 

Energy by Drake

HB 0959 Department of Financial Services

LaMarca

03/04/22

Department of Financial Services: Requires DFS to create secure online portal to accept service of process; authorizes specified persons to purchase coverage in state group health insurance plan at specified premium costs; provides functions of Florida Open Financial Statement System; requires local governments to use system to file specified reports; requires hospitals to demonstrate financial responsibility; removes cap on transferring burial rights fees; revises requirements to practice embalming & funeral directing; provides requirements for title agencies & public adjusters; removes provisions relating to duties of AHCA & to the board of Florida Patient's Compensation Fund; provides fund requirements. Effective Date: July 1, 2022

12/17/21 HOUSE Filed

01/07/22 HOUSE Referred to Insurance & Banking Subcommittee; Finance & Facilities Subcommittee; Appropriations Committee; Commerce Committee

01/07/22 HOUSE Now in Insurance & Banking Subcommittee

01/14/22 HOUSE On Committee agenda - Insurance & Banking Subcommittee, 01/19/22, 3:30 pm, 17 H

01/19/22 HOUSE Favorable with CS by Insurance & Banking Subcommittee; 16 Yeas, 0 Nays

01/22/22 HOUSE Committee Substitute Text (C1) Filed

01/25/22 HOUSE Now in Finance & Facilities Subcommittee

01/25/22 HOUSE On Committee agenda - Finance & Facilities Subcommittee, 01/27/22, 11:30 am, 17 H

01/27/22 HOUSE Favorable with CS by Finance & Facilities Subcommittee; 18 Yeas, 0 Nays

01/28/22 HOUSE Committee Substitute Text (C2) Filed

02/01/22 HOUSE Now in Appropriations Committee

02/07/22 HOUSE On Committee agenda - Appropriations Committee, 02/09/22, 9:00 am, 212 K

02/09/22 HOUSE Favorable by Appropriations Committee; 24 Yeas, 0 Nays

02/09/22 HOUSE Now in Commerce Committee

02/15/22 HOUSE On Committee agenda - Commerce Committee, 02/17/22, 9:00 am, 212 K

02/17/22 HOUSE Favorable with CS by Commerce Committee; 19 Yeas, 0 Nays

02/18/22 HOUSE Committee Substitute Text (C3) Filed

02/21/22 HOUSE Placed on Calendar, on 2nd reading

02/28/22 HOUSE Placed on Special Order Calendar, 03/03/22

03/03/22 HOUSE Read Second Time; Amendments Adopted (328107, 662607); Placed on Third Reading, 03/04/22

03/03/22 HOUSE Engrossed Text (E1) Filed

03/04/22 HOUSE Read Third Time; Passed (Vote: 113 Yeas / 0 Nays)

03/04/22 SENATE In Messages

03/04/22 SENATE Received; Referred to Appropriations

03/04/22 SENATE Withdrawn from Appropriations; Placed on Calendar, on 2nd Reading; Substituted for SB 1874; Read Second Time; Read Third Time; Passed (Vote: 39 Yeas / 0 Nays)

03/04/22 HOUSE Ordered enrolled

03/04/22 HOUSE Enrolled Text (ER) Filed

Bill Comments

No comments.

Assigned Folder(s)

TBW MJE PHANT

Priority/Position

NO PRIORITY

NO IMPORTANCE

NO POSITION

Similar Bills

[SB 1874](#)

Department of Financial Services by [Boyd](#)

Compare Bills

SB 0468	Insurance by Perry
HB 0503	Insurance by Gregory

HB 0965 Environmental Management**Truenow****03/04/22**

Environmental Management: Provides for water quality enhancement areas & permits, water quality enhancement service areas, & enhancement credits; directs DEP & water management districts to authorize sale & use of enhancement credits for specified purposes; directs DEP to maintain specified ledgers; revises requirements for developers & homebuilders to qualify for graywater technology incentives; requires to modify specified rules. Effective Date: July 1, 2022

12/17/21 HOUSE Filed

01/07/22 HOUSE Referred to Environment, Agriculture & Flooding Subcommittee; Agriculture & Natural Resources Appropriations Subcommittee; State Affairs Committee

01/07/22 HOUSE Now in Environment, Agriculture & Flooding Subcommittee

02/01/22 HOUSE On Committee agenda - Environment, Agriculture & Flooding Subcommittee, 02/03/22, 11:30 am, 212 K

02/03/22 HOUSE Favorable with CS by Environment, Agriculture & Flooding Subcommittee; 16 Yeas, 1 Nay

02/04/22 HOUSE Committee Substitute Text (C1) Filed

02/07/22 HOUSE Now in Agriculture & Natural Resources Appropriations Subcommittee

02/10/22 HOUSE On Committee agenda - Agriculture & Natural Resources Appropriations Subcommittee, 02/14/22, 4:00 pm, 17 H

02/14/22 HOUSE Favorable with CS by Agriculture & Natural Resources Appropriations Subcommittee; 12 Yeas, 0 Nays

02/15/22 HOUSE Committee Substitute Text (C2) Filed

02/16/22 HOUSE Now in State Affairs Committee

02/21/22 HOUSE On Committee agenda - State Affairs Committee, 02/23/22, 1:00 pm, 212 K

02/23/22 HOUSE Favorable with CS by State Affairs Committee; 22 Yeas, 0 Nays

02/28/22 HOUSE Committee Substitute Text (C3) Filed

02/28/22 HOUSE Placed on Calendar, on 2nd reading

02/28/22 HOUSE Placed on Special Order Calendar, 03/03/22

03/03/22 HOUSE Read Second Time; Amendment Adopted (668049); Placed on Third Reading, 03/04/22

03/03/22 HOUSE Engrossed Text (E1) Filed

03/04/22 HOUSE Read Third Time; Passed (Vote: 107 Yeas / 0 Nays)

03/04/22 SENATE In Messages

03/04/22 SENATE Received; Referred to Appropriations

03/04/22 SENATE Withdrawn from Appropriations; Placed on Calendar, on 2nd Reading; Substituted for SB 1426; Read Second Time; Read Third Time; Passed (Vote: 39 Yeas / 0 Nays)

03/04/22 HOUSE Ordered enrolled

03/04/22 HOUSE Enrolled Text (ER) Filed

Bill Comments

No comments.

Assigned Folder(s)

DUD ACB TBW CC CITY CLR

Priority/Position

NO PRIORITY

NO IMPORTANCE

NO POSITION

Similar Bills

SB 1426  Environmental Management by Burgess

Compare Bills

SB 0198 Water Resources Management by Rodriguez (A)

HB 0349  Water Resources Management by Sirois

SB 0974 Sovereign Immunity

Gruters

02/24/22

Sovereign Immunity; Increasing the statutory limits on liability for tort claims against the state and its agencies and subdivisions; revising authorizations relating to settlements of claims made or judgments rendered in excess of the sovereign immunity limits; revising exceptions relating to instituting actions on claims against the state or one of its agencies and to the statute of limitations for such claims, etc. Effective Date: 10/1/2022

11/18/21 SENATE Filed

12/13/21 SENATE Referred to Judiciary; Community Affairs; Appropriations

01/26/22 SENATE On Committee agenda - Judiciary, 01/31/22, 3:00 pm, 412 K

01/31/22 SENATE Favorable with CS by Judiciary; 10 Yeas, 0 Nays

02/02/22 SENATE Committee Substitute Text (C1) Filed

02/02/22 SENATE Now in Community Affairs

02/03/22 SENATE On Committee agenda - Community Affairs, 02/08/22, 3:00 pm, 37 S

02/08/22 SENATE Favorable with CS by Community Affairs; 6 Yeas, 3 Nays

02/10/22 SENATE Committee Substitute Text (C2) Filed

02/11/22 SENATE Reference to Rules added; Remaining references: Rules; Appropriations

02/11/22 SENATE Now in Rules

02/18/22 SENATE On Committee agenda - Rules, 02/23/22, 9:00 am, 412 K

02/23/22 SENATE Favorable with CS by Rules; 16 Yeas, 1 Nay

02/24/22 SENATE Committee Substitute Text (C3) Filed

02/24/22 SENATE Now in Appropriations

Bill Comments

No comments.

Assigned Folder(s)

TBW CC CITY CLR STRO CSU

Priority/Position

NO PRIORITY

NO IMPORTANCE

NO POSITION

Similar Bills

[HB 0985](#)  Sovereign Immunity by [Beltran](#)

Compare Bills

[HB 0799](#)  Sovereign Immunity by [Beltran](#)

SB 0976 Construction

Perry

12/13/21

Construction; Prohibiting specified governmental entities from requiring participation in a paid subscription service to access solicitations of competitive bids or proposals which must be publicly advertised; requiring that such solicitations be available on the publicly accessible website of the applicable governmental entity after the solicitation has been advertised; prohibiting the local enforcing agency from requiring a substantive change to plans and specifications once they have been found to be in compliance and a permit is issued, if such change would result in more than a de minimis increase in the overall cost of the project, etc. Effective Date: 7/1/2022

11/18/21 SENATE Filed

12/13/21 SENATE Referred to Community Affairs; Governmental Oversight and Accountability; Rules

Bill Comments

No comments.

Assigned Folder(s)

TBW RPPTL

Priority/Position

NO PRIORITY

NO IMPORTANCE

NO POSITION

Similar Bills

[HB 1281](#) Building Construction Policies by [DiCeglie](#)

Compare Bills

HB 0635 

Building Permits by Maggard

SB 1020

Building Plans by Perry

HB 0985 Sovereign Immunity

Beltran

03/03/22

Sovereign Immunity: Revises statutory limits on liability for tort claims against state & its agencies & subdivisions; revises requirements for government entity to settle claim or judgment; revises timeframe within which appropriate agency must make final disposition of claim after it is filed to prevent claim from being deemed denied; revises exceptions relating to instituting actions on claims against state or one of its agencies & to statute of limitations for such claims. Effective Date: October 1, 2023

12/20/21 HOUSE Filed

01/07/22 HOUSE Referred to Civil Justice & Property Rights Subcommittee; Appropriations Committee; Judiciary Committee

01/07/22 HOUSE Now in Civil Justice & Property Rights Subcommittee

01/14/22 HOUSE On Committee agenda - Civil Justice & Property Rights Subcommittee, 01/19/22, 3:30 pm, 404 H

01/19/22 HOUSE Favorable with CS by Civil Justice & Property Rights Subcommittee; 16 Yeas, 1 Nay

01/20/22 HOUSE Committee Substitute Text (C1) Filed

01/21/22 HOUSE Now in Appropriations Committee

01/27/22 HOUSE On Committee agenda - Appropriations Committee, 01/31/22, 3:00 pm, 212 K

01/31/22 HOUSE Favorable by Appropriations Committee; 23 Yeas, 1 Nay

02/01/22 HOUSE Now in Judiciary Committee

02/21/22 HOUSE On Committee agenda - Judiciary Committee, 02/23/22, 1:00 pm, 404 H

02/23/22 HOUSE Not Considered by Judiciary Committee

02/27/22 HOUSE On Committee agenda - Judiciary Committee, 02/28/22, 3:30 pm, 404 H - PCS

02/28/22 HOUSE Favorable with CS by Judiciary Committee; 19 Yeas, 0 Nays

02/28/22 HOUSE Committee Substitute Text (C2) Filed

03/03/22 HOUSE Placed on Calendar, on 2nd reading

Bill Comments

No comments.

Assigned Folder(s)

CC CITY CLR TBW CSU

Priority/Position

Similar Bills

SB 0974  Sovereign Immunity by [Gruters](#)

Compare Bills

HB 0799  Sovereign Immunity by [Beltran](#)

SB 1004

Recall of County Officers and Commissioners

[Gruters](#)

12/13/21

Recall of County Officers and Commissioners; Proposing an amendment to the State Constitution to authorize the Legislature to provide by general law for the recall of county officers and commissioners, etc.

11/19/21 SENATE Filed

12/13/21 SENATE Referred to Community Affairs; Ethics and Elections; Rules

Bill Comments

No comments.

Assigned Folder(s)

CC CLR TBW CITY


Priority/Position

NO PRIORITY

NO IMPORTANCE

NO POSITION

Identical Bills

HB 0663  Recall of County Officers and Commissioners by [Williamson](#)

Linked Bills

SB 1938 Recall of County Officials by [Gruters](#)

Compare Bills

HB 1399 Recall of County Commissioners by [Williamson](#)

HB 1019

Saltwater Intrusion Vulnerability Assessments

[Duggan](#)

01/07/22

Saltwater Intrusion Vulnerability Assessments: Requires coastal counties to conduct vulnerability assessments analyzing effects of saltwater intrusion on water supplies & preparedness to respond to threats & provide copies to DEP & water management districts; requires water management districts to submit certain projects to DEP; requires DEP to update comprehensive statewide flood vulnerability & sea level rise data, make certain information available online, & provide cost-share funding to coastal counties. Effective Date: upon becoming a law

12/27/21 HOUSE Filed

01/07/22 HOUSE Referred to Environment, Agriculture & Flooding Subcommittee;
Agriculture & Natural Resources Appropriations Subcommittee; State Affairs Committee
01/07/22 HOUSE Now in Environment, Agriculture & Flooding Subcommittee

Bill Comments

No comments.

Assigned Folder(s)

ACB TBW CC CITY CLR


Priority/Position

NO PRIORITY


NO IMPORTANCE


NO POSITION

Similar Bills

SB 1238  Saltwater Intrusion Vulnerability Assessments by
Polsky

Compare Bills

SB 1940  Statewide Flooding and Sea Level Rise
Resilience by Brodeur

HB 7053  Statewide Flooding and Sea Level Rise
Resilience by Environment, Agriculture &
Flooding Subcommittee

HB 1057 Evidence of Vendor Financial Stability Andrade

03/07/22

Evidence of Vendor Financial Stability: Authorizes agency to establish financial stability criteria & require vendor to demonstrate financial stability; provides that agency that requires vendor to demonstrate financial stability during competitive solicitation process must accept certain evidence. Effective Date: upon becoming a law

12/28/21 HOUSE Filed

01/07/22 HOUSE Referred to Government Operations Subcommittee; State Affairs Committee

01/07/22 HOUSE Now in Government Operations Subcommittee

01/25/22 HOUSE On Committee agenda - Government Operations Subcommittee,
01/27/22, 11:30 am, 404 H

01/27/22 HOUSE Favorable with CS by Government Operations Subcommittee; 18
Yeas, 0 Nays

01/28/22 HOUSE Committee Substitute Text (C1) Filed

02/01/22 HOUSE Now in State Affairs Committee

02/27/22 HOUSE On Committee agenda - State Affairs Committee, 02/28/22, 3:30 pm,
212 K - PCS

02/28/22 HOUSE Favorable with CS by State Affairs Committee; 18 Yeas, 0 Nays

02/28/22 HOUSE Committee Substitute Text (C2) Filed

02/28/22 HOUSE Placed on Calendar, on 2nd reading
 02/28/22 HOUSE Placed on Special Order Calendar, 03/03/22
 03/03/22 HOUSE Read Second Time; Placed on Third Reading, 03/04/22
 03/04/22 HOUSE Read Third Time; Passed (Vote: 112 Yeas / 0 Nays)
 03/04/22 SENATE In Messages
 03/04/22 SENATE Received; Referred to Appropriations
 03/04/22 SENATE Withdrawn from Appropriations; Placed on Calendar, on 2nd Reading; Substituted for SB 1952; Read Second Time; Read Third Time; Passed (Vote: 37 Yeas / 0 Nays)
 03/04/22 HOUSE Ordered enrolled
 03/07/22 HOUSE Enrolled Text (ER) Filed

Bill Comments

No comments.

Assigned Folder(s)

TBW PMD

Priority/Position

NO PRIORITY

NO IMPORTANCE

NO POSITION

Similar Bills

[SB 1952](#) Evidence of Vendor Financial Stability by [Albritton](#)

HB 1077	Public Financing of Potentially At-risk Structures and Infrastructure	Hunschofsky	02/24/22
<p>Public Financing of Potentially At-risk Structures and Infrastructure: Provides certain areas are at risk due to sea level rise & structures & infrastructure within those areas are potentially at risk. Effective Date: July 1, 2022</p> <p>12/29/21 HOUSE Filed</p> <p>01/10/22 HOUSE Referred to Environment, Agriculture & Flooding Subcommittee; Agriculture & Natural Resources Appropriations Subcommittee; State Affairs Committee</p> <p>01/10/22 HOUSE Now in Environment, Agriculture & Flooding Subcommittee</p> <p>01/21/22 HOUSE On Committee agenda - Environment, Agriculture & Flooding Subcommittee, 01/25/22, 3:30 pm, 212 K</p> <p>01/25/22 HOUSE Favorable by Environment, Agriculture & Flooding Subcommittee; 14 Yeas, 0 Nays</p> <p>01/25/22 HOUSE Now in Agriculture & Natural Resources Appropriations Subcommittee</p> <p>02/10/22 HOUSE On Committee agenda - Agriculture & Natural Resources Appropriations Subcommittee, 02/14/22, 4:00 pm, 17 H</p>			

02/14/22 HOUSE Favorable by Agriculture & Natural Resources Appropriations Subcommittee; 13 Yeas, 0 Nays

02/14/22 HOUSE Now in State Affairs Committee

02/17/22 HOUSE On Committee agenda - State Affairs Committee, 02/21/22, 3:30 pm, 212 K

02/21/22 HOUSE Favorable with CS by State Affairs Committee; 22 Yeas, 0 Nays

02/22/22 HOUSE Committee Substitute Text (C1) Filed

02/24/22 HOUSE Placed on Calendar, on 2nd reading

Bill Comments

No comments.

Assigned Folder(s)

TBW CC CITY CLR

Priority/Position

NO PRIORITY

NO IMPORTANCE

NO POSITION

Similar Bills

SB 1434 

Public Financing of Potentially At-risk Structures and Infrastructure by [Rodriguez \(A\)](#)

SB 1124	Preemption of Local Government Wage Mandates	Gruters	02/03/22
----------------	---	----------------	-----------------

Preemption of Local Government Wage Mandates; Creating the "Wage Mandate Preemption Act"; deleting the definition of the term "employer contracting to provide goods or services for the political subdivision"; revising prohibitions relating to political subdivisions enacting, maintaining, or enforcing wage mandates in an amount greater than the state or federal minimum wage; specifying that any wage mandate that conflicts with such prohibitions is void, etc. Effective Date: Upon becoming a law

12/01/21 SENATE Filed

01/05/22 SENATE Referred to Community Affairs; Commerce and Tourism; Rules

01/20/22 SENATE On Committee agenda - Community Affairs, 01/25/22, 3:30 pm, 37 S

01/25/22 SENATE Temporarily Postponed by Community Affairs

01/28/22 SENATE On Committee agenda - Community Affairs, 02/02/22, 8:30 am, 37 S

02/02/22 SENATE Favorable with CS by Community Affairs; 5 Yeas, 3 Nays

02/03/22 SENATE Committee Substitute Text (C1) Filed

02/03/22 SENATE Now in Commerce and Tourism

Bill Comments

No comments.

Assigned Folder(s)

 CC CITY CLR HFB TBW

Priority/Position

NO PRIORITY

NO IMPORTANCE

NO POSITION

Identical Bills

HB 0943 
 Preemption of Local Government Wage
 Mandates by [Harding](#)

HB 1125	Onsite Sewage Treatment and Disposal System Inspections	Caruso	01/10/22
----------------	--	---------------	-----------------

Onsite Sewage Treatment and Disposal System Inspections: Directs DEP to administer onsite sewage treatment & disposal system inspection program, adopt rules in consultation with OSTDS technical advisory committee, & submit report to Governor & Legislature; requires owners of systems to have periodic inspections & pay specified costs; provides program requirements & exemptions; requires advisory committee to determine criteria for advanced nutrient removal systems; authorizes local governments to create grant programs; prohibits partial inspection & omission of inspection portions. Effective Date: July 1, 2022

01/03/22 HOUSE Filed

01/10/22 HOUSE Referred to Environment, Agriculture & Flooding Subcommittee; Agriculture & Natural Resources Appropriations Subcommittee; State Affairs Committee

01/10/22 HOUSE Now in Environment, Agriculture & Flooding Subcommittee

Bill Comments

No comments.

Assigned Folder(s)

CC CITY CLR TBW

Priority/Position

NO PRIORITY

NO IMPORTANCE

NO POSITION

HB 1139	Energy	Drake	02/01/22
----------------	---------------	--------------	-----------------

Energy: Revises selection criteria for purchasing or leasing vehicles for state agency, college, or university or certain local government fleets; requires DMS to annually rank vehicles based on lowest lifetime ownership costs over specified number of years & to publish rankings on department's website; provides certain vehicles must be ranked at specified level unless exception is approved by DMS secretary; removes provision requiring use & procurement of ethanol & biodiesel fuels; requires department, before specified date, to make recommendations to state agencies & local governments relating to procurement & integration of electric & natural gas fuel vehicles. Effective Date: July 1, 2022

01/04/22 HOUSE Filed

01/10/22 HOUSE Referred to Government Operations Subcommittee; State Administration & Technology Appropriations Subcommittee; State Affairs Committee

01/10/22 HOUSE Now in Government Operations Subcommittee

01/25/22 HOUSE On Committee agenda - Government Operations Subcommittee, 01/27/22, 11:30 am, 404 H

01/27/22 HOUSE Favorable with CS by Government Operations Subcommittee; 16 Yeas, 0 Nays

01/28/22 HOUSE Committee Substitute Text (C1) Filed

02/01/22 HOUSE Now in State Administration & Technology Appropriations Subcommittee

Bill Comments

No comments.

Assigned Folder(s)

TBW CC CITY CLR

Priority/Position

NO PRIORITY

NO IMPORTANCE

NO POSITION

Similar Bills

SB 0954  Energy by Brodeur

SB 1150 Taxation of Affordable Housing

Rodriguez (A)

02/24/22

Taxation of Affordable Housing; Authorizing counties and municipalities to adopt ordinances to grant partial ad valorem tax exemptions to property owners whose properties are used to provide affordable housing; specifying requirements for eligibility for such exemptions; specifying duties of boards of county commissioners and municipal governing authorities adopting ordinances granting such exemptions; requiring property owners improperly granted such exemptions to pay owed taxes, penalties, and interest, etc. Effective Date: 7/1/2022

12/02/21 SENATE Filed

01/05/22 SENATE Referred to Community Affairs; Finance and Tax; Appropriations

01/13/22 SENATE On Committee agenda - Community Affairs, 01/18/22, 3:30 pm, 37 S

01/18/22 SENATE Favorable with CS by Community Affairs; 7 Yeas, 0 Nays

01/20/22 SENATE Committee Substitute Text (C1) Filed

01/20/22 SENATE Now in Finance and Tax

01/24/22 SENATE On Committee agenda - Finance and Tax, 01/27/22, 9:00 am, 110 S

01/27/22 SENATE Favorable by Finance and Tax; 8 Yeas, 0 Nays

01/27/22 SENATE Now in Appropriations

02/24/22 Bill to be Discussed During the Office of EDR's Revenue Estimating Impact Conference, 02/25/22, 10:00 am, 117 K (No Votes Will Be Taken)

Bill Comments

No comments.

Assigned Folder(s)

TBW CC CITY CLR HFB

Priority/Position

NO PRIORITY

NO IMPORTANCE

NO POSITION

Compare Bills

HB 0495 

Tax Exemption for Affordable Housing by
Rodriguez (Ant)

HB 1151	Per- and Polyfluoroalkyl Substances Task Force	Sirois	01/10/22
----------------	---	---------------	-----------------

Per- and Polyfluoroalkyl Substances Task Force: Creates task force within DEP; provides for membership, organization, duties, staffing, & repeal of task force; requires task force to submit annual report to Governor & Legislature. Effective Date: July 1, 2022

01/04/22 HOUSE Filed

01/10/22 HOUSE Referred to Environment, Agriculture & Flooding Subcommittee; Agriculture & Natural Resources Appropriations Subcommittee; State Affairs Committee

01/10/22 HOUSE Now in Environment, Agriculture & Flooding Subcommittee

Bill Comments

No comments.

Assigned Folder(s)

CC CITY CLR TBW RPPTL WILL

Priority/Position

NO PRIORITY

NO IMPORTANCE

NO POSITION

Compare Bills

SB 1418 

Soil and Groundwater Contamination by Albritton

HB 1475 

Cleanup of Perfluoroalkyl and Polyfluoroalkyl
Substances by McClure

SB 7012 

Cleanup of Perfluoroalkyl and Polyfluoroalkyl by
Environment and Natural Resources

SB 1162	Infrastructure Project Funding	Broxson	01/05/22
----------------	---------------------------------------	----------------	-----------------

Infrastructure Project Funding; Prohibiting an administering agency from disbursing funds from any category of the General Appropriations Act for infrastructure projects under certain conditions; requiring a grantee to use the revenues for infrastructure projects for certain activities; prohibiting water management districts from appropriating or disbursing funds to grantees for water-related projects unless certain conditions are met; prohibiting certain entities from applying for water project grant funding, etc.

Effective Date: 7/1/2022

12/06/21 SENATE Filed

01/05/22 SENATE Referred to Environment and Natural Resources; Appropriations Subcommittee on Agriculture, Environment, and General Government; Appropriations

Bill Comments

No comments.

Assigned Folder(s)

TBW

Priority/Position

NO PRIORITY

NO IMPORTANCE

NO POSITION

Identical Bills

HB 0621 

Infrastructure Project Funding by Fine

HB 1197	Employee Organizations Representing Public Employees	Plakon	03/04/22
----------------	---	---------------	-----------------

Employee Organizations Representing Public Employees: Revises provisions related to employee organizations including organizations for public employees, forms, dues & uniform assessments, applications for renewal of registration, recertification, & revocation of registration & certification. Effective Date: July 1, 2022

01/05/22 HOUSE Filed

01/10/22 HOUSE Referred to Government Operations Subcommittee; State Administration & Technology Appropriations Subcommittee; State Affairs Committee

01/10/22 HOUSE Now in Government Operations Subcommittee

01/25/22 HOUSE On Committee agenda - Government Operations Subcommittee, 01/27/22, 11:30 am, 404 H

01/27/22 HOUSE Favorable by Government Operations Subcommittee; 10 Yeas, 7 Nays

01/27/22 HOUSE Now in State Administration & Technology Appropriations Subcommittee

02/04/22 HOUSE On Committee agenda - State Administration & Technology Appropriations Subcommittee, 02/08/22, 8:00 am, 212 K

02/08/22 HOUSE Favorable by State Administration & Technology Appropriations Subcommittee; 9 Yeas, 6 Nays

02/08/22 HOUSE Now in State Affairs Committee

02/27/22 HOUSE On Committee agenda - State Affairs Committee, 02/28/22, 3:30 pm, 212 K

02/28/22 HOUSE Favorable by State Affairs Committee; 14 Yeas, 10 Nays

02/28/22 HOUSE Placed on Calendar, on 2nd reading

02/28/22 HOUSE Placed on Special Order Calendar, 03/03/22

03/03/22 HOUSE Read Second Time; Placed on Third Reading, 03/04/22

03/04/22 HOUSE Read Third Time; Amendment Adopted (31693); Passed (Vote: 60 Yeas / 47 Nays)

03/04/22 HOUSE Engrossed Text (E1) Filed

03/04/22 SENATE In Messages

03/04/22 SENATE Received; Referred to Rules

Bill Comments

No comments.

Assigned Folder(s)

TBW CC CITY CLR

Priority/Position

NO PRIORITY

NO IMPORTANCE

NO POSITION

Compare Bills

SB 1458 

Employee Organizations by Baxley

SB 1238	Saltwater Intrusion Vulnerability Assessments	Polsky	02/02/22
---------	---	--------	----------

Saltwater Intrusion Vulnerability Assessments; Authorizing the Department of Environmental Protection to provide grants for saltwater intrusion vulnerability assessments; requiring the department to update the comprehensive statewide flood vulnerability and sea level rise data set and make certain information received from the saltwater intrusion vulnerability assessments available on its website; requiring the department to provide cost-share funding up to a specified amount for awarded grants, etc. Effective Date: Upon becoming a law

12/13/21 SENATE Filed

01/05/22 SENATE Referred to Environment and Natural Resources; Governmental Oversight and Accountability; Appropriations

01/26/22 SENATE On Committee agenda - Environment and Natural Resources, 01/31/22, 3:00 pm, 37 S

01/31/22 SENATE Favorable with CS by Environment and Natural Resources; 6 Yeas, 0 Nays

02/01/22 SENATE Committee Substitute Text (C1) Filed

02/02/22 SENATE Now in Governmental Oversight and Accountability

Bill Comments

No comments.

Assigned Folder(s)

TBW CC CITY CLR

Priority/Position

NO PRIORITY

NO IMPORTANCE

NO POSITION

Similar Bills

HB 1019 

Saltwater Intrusion Vulnerability Assessments by Duggan

Compare Bills

SB 1940 

Statewide Flooding and Sea Level Rise Resilience by Brodeur

HB 7053 

Statewide Flooding and Sea Level Rise Resilience by Environment, Agriculture & Flooding Subcommittee

HB 1245 Drinking Water in Public Schools

Nixon

01/12/22

Drinking Water in Public Schools: Requires each school district to install certain number of water bottle filling stations which have certified point-of-use filter installed to remove lead & to identify all drinking water sources, install barcode on each source, & install filters that meet certain specifications on all such sources; requires school districts to publish & maintain specified list; authorizes each school district to use specified funds for certain purposes. Effective Date: July 1, 2022

01/06/22 HOUSE Filed

01/12/22 HOUSE Referred to Early Learning & Elementary Education Subcommittee; Secondary Education & Career Development Subcommittee; PreK-12 Appropriations Subcommittee; Education & Employment Committee

01/12/22 HOUSE Now in Early Learning & Elementary Education Subcommittee

Bill Comments

No comments.

Assigned Folder(s)

TBW

Priority/Position

NO PRIORITY

NO IMPORTANCE

NO POSITION

Identical Bills

SB 1648 

Drinking Water In Public Schools by Farmer, Jr.

Similar Bills

SB 0676 

Drinking Water in Public Schools by [Cruz](#)

SB 1326	Comprehensive Review Study of the Central and Southern Florida Project	Rodriguez (A)	03/02/22
----------------	---	----------------------	-----------------

Comprehensive Review Study of the Central and Southern Florida Project; Requiring the South Florida Water Management District to prepare and submit a consolidated annual report regarding the status of a specified study to the Office of Economic and Demographic Research, the Department of Environmental Protection, the Governor, and the Legislature by a specified date, etc. Effective Date: 7/1/2022

12/20/21 SENATE Filed

01/12/22 SENATE Referred to Environment and Natural Resources; Community Affairs; Rules

01/13/22 SENATE On Committee agenda - Environment and Natural Resources, 01/18/22, 9:00 am, 37 S

01/18/22 SENATE Favorable by Environment and Natural Resources; 5 Yeas, 0 Nays

01/18/22 SENATE Now in Community Affairs

02/03/22 SENATE On Committee agenda - Community Affairs, 02/08/22, 3:00 pm, 37 S

02/08/22 SENATE Favorable with CS by Community Affairs; 9 Yeas, 0 Nays

02/10/22 SENATE Committee Substitute Text (C1) Filed

02/11/22 SENATE Now in Rules

02/11/22 SENATE On Committee agenda - Rules, 02/15/22, 10:00 am, 412 K

02/15/22 SENATE Favorable by Rules; 16 Yeas, 0 Nays

02/16/22 SENATE Placed on Calendar, on 2nd reading

02/17/22 SENATE Placed on Special Order Calendar, 02/23/22

02/23/22 SENATE Temporarily Postponed on Second Reading

02/23/22 SENATE Retained on Calendar

02/28/22 SENATE Placed on Special Order Calendar, 03/02/22

03/02/22 SENATE Read Second Time; Substituted for HB 0513; Laid on Table, Refer to HB 0513

Bill Comments

No comments.

Assigned Folder(s)

TBW

Priority/Position

NO PRIORITY

NO IMPORTANCE

NO POSITION

Similar Bills

HB 0513 Comprehensive Review Study of the Central and
Southern Florida Project by [Bartleman](#)

SB 1336 United States-produced Iron and Steel in Public Works Projects **Boyd** **01/12/22**

United States-produced Iron and Steel in Public Works Projects; Requiring governmental entities to include a requirement in certain contracts that certain iron or steel products be produced in the United States; providing exceptions, etc. Effective Date: 7/1/2022

12/21/21 SENATE Filed

01/12/22 SENATE Referred to Governmental Oversight and Accountability; Community Affairs; Appropriations

Bill Comments

No comments.

Assigned Folder(s)

TBW

Priority/Position

NO PRIORITY

NO IMPORTANCE

NO POSITION

Similar Bills

HB 0619 

United States-produced Iron and Steel in Public
Works Projects by [Rodriguez](#) (Ant)

HB 1385 State Contracting **Woodson** **01/14/22**

State Contracting: Requires agencies to require vendor awarded competitively solicited contract for commodities or contractual services to use certified minority, woman-owned, or veteran-owned business enterprises as subcontractors or subvendors for at least specified minimum percentage of contract value; requires Office of Supplier Diversity to commission disparity study to review & evaluate use of minority, women-owned, & veteran-owned business enterprises within this state; requires study to be presented to Legislature; provides appropriation. Effective Date: July 1, 2022

01/08/22 HOUSE Filed

01/14/22 HOUSE Referred to Government Operations Subcommittee; State Administration & Technology Appropriations Subcommittee; State Affairs Committee

01/14/22 HOUSE Now in Government Operations Subcommittee

Bill Comments

No comments.

Assigned Folder(s)

JPU TBW

Priority/Position

NO PRIORITY

NO IMPORTANCE

NO POSITION

Identical BillsSB 1530 

State Contracting by Jones

SB 1400 Land Acquisition Trust Fund**Burgess****01/27/22**

Land Acquisition Trust Fund; Providing an annual appropriation to the Department of Environmental Protection to implement the Heartland Headwaters Protection and Sustainability Act; requiring the funds to be used and distributed for specified purposes, etc. APPROPRIATION: Indeterminate Effective Date: 7/1/2022

01/03/22 SENATE Filed

01/12/22 SENATE Referred to Environment and Natural Resources; Appropriations Subcommittee on Agriculture, Environment, and General Government; Appropriations

01/13/22 SENATE On Committee agenda - Environment and Natural Resources, 01/18/22, 9:00 am, 37 S

01/18/22 SENATE Favorable by Environment and Natural Resources; 5 Yeas, 0 Nays

01/18/22 SENATE Now in Appropriations Subcommittee on Agriculture, Environment, and General Government

01/21/22 SENATE On Committee agenda - Appropriations Subcommittee on Agriculture, Environment, and General Government, 01/26/22, 3:30 pm, 110 S

01/26/22 SENATE Subcommittee Recommendation: Favorable by Appropriations Subcommittee on Agriculture, Environment, and General Government; 10 Yeas, 0 Nays

01/27/22 SENATE Now in Appropriations

Bill Comments

No comments.

Assigned Folder(s)

CC CITY CLR HFB TBW

Priority/Position

NO PRIORITY

NO IMPORTANCE

NO POSITION

Similar BillsHB 0603 

Land Acquisition Trust Fund by Bell

SB 1418 Soil and Groundwater Contamination**Albritton****01/31/22**

Soil and Groundwater Contamination; Requiring the Department of Environmental Protection to adopt rules for statewide cleanup target levels for perfluoroalkyl and polyfluoroalkyl substances in soil and groundwater; prohibiting such rules from taking

effect until ratified by the Legislature; requiring the Office of Program Policy Analysis and Government Accountability to conduct a specified analysis of certain assessment and cleanup programs and submit a report to the Governor and the Legislature by a specified date, etc. Effective Date: Upon becoming a law

01/04/22 SENATE Filed

01/12/22 SENATE Referred to Environment and Natural Resources; Appropriations Subcommittee on Agriculture, Environment, and General Government; Appropriations

01/19/22 SENATE On Committee agenda - Environment and Natural Resources, 01/24/22, 3:00 pm, 37 S

01/24/22 SENATE Temporarily Postponed by Environment and Natural Resources

01/26/22 SENATE On Committee agenda - Environment and Natural Resources, 01/31/22, 3:00 pm, 37 S

01/31/22 SENATE Temporarily Postponed by Environment and Natural Resources

Bill Comments

No comments.

Assigned Folder(s)

CC CITY CLR TBW



Priority/Position

NO PRIORITY


NO IMPORTANCE

NO POSITION

Similar Bills

- | | |
|---|--|
| HB 1475  | Cleanup of Perfluoroalkyl and Polyfluoroalkyl Substances by McClure |
| SB 7012  | Cleanup of Perfluoroalkyl and Polyfluoroalkyl by Environment and Natural Resources |

Compare Bills

- | | |
|---|--|
| HB 1151  | Per- and Polyfluoroalkyl Substances Task Force by Sirois |
|---|--|

SB 1426 Environmental Management

Burgess

03/04/22

Environmental Management; Providing for water quality enhancement areas; requiring the Department of Environmental Protection to establish water quality enhancement service areas; requiring the department and water management districts to authorize the sale and use of enhancement credits to governmental entities to address certain adverse water quality impacts and to meet certain water quality requirements; revising the conditions that a developer or homebuilder must certify it meets as part of its application for development approval or amendment of a development order, etc. Effective Date: Upon becoming a law

01/04/22 SENATE Filed

01/12/22 SENATE Referred to Environment and Natural Resources; Appropriations Subcommittee on Agriculture, Environment, and General Government; Appropriations

01/26/22 SENATE On Committee agenda - Environment and Natural Resources,
01/31/22, 3:00 pm, 37 S

01/31/22 SENATE Favorable with CS by Environment and Natural Resources; 4 Yeas,
1 Nay

02/01/22 SENATE Committee Substitute Text (C1) Filed

02/04/22 SENATE Now in Appropriations Subcommittee on Agriculture, Environment,
and General Government

02/11/22 SENATE On Committee agenda - Appropriations Subcommittee on
Agriculture, Environment, and General Government, 02/16/22, 1:00 pm, 110 S

02/16/22 SENATE Subcommittee Recommendation: Favorable with CS by
Appropriations Subcommittee on Agriculture, Environment, and General Government;
10 Yeas, 0 Nays

02/18/22 SENATE Now in Appropriations

02/23/22 SENATE On Committee agenda - Appropriations, 02/28/22, 10:30 am, 412 K -
PCS

02/28/22 SENATE Favorable with CS by Appropriations; 20 Yeas, 0 Nays

03/02/22 SENATE Committee Substitute Text (C2) Filed

03/02/22 SENATE Placed on Calendar, on 2nd reading

03/02/22 SENATE Placed on Special Order Calendar, 03/03/22

03/03/22 SENATE Temporarily Postponed on Second Reading

03/03/22 SENATE Retained on Special Order Calendar

03/04/22 SENATE Read Second Time; Substituted for HB 0965; Laid on Table, Refer
to HB 0965

Bill Comments

No comments.

Assigned Folder(s)

CC CITY CLR TBW

Priority/Position

NO PRIORITY

NO IMPORTANCE

NO POSITION

Similar Bills

HB 0965  Environmental Management by Truenow

Compare Bills

SB 0198 Water Resources Management by Rodriguez (A)

HB 0349  Water Resources Management by Sirois

SB 1434	Public Financing of Potentially At-risk Structures and Infrastructure	Rodriguez (A)	02/22/22
----------------	--	----------------------	-----------------

Public Financing of Potentially At-risk Structures and Infrastructure; Providing that certain areas are at risk due to sea-level rise and structures and infrastructure within those areas are potentially at risk; providing an additional requirement for the standard for conducting a SLIP study, etc. Effective Date: 7/1/2022

01/04/22 SENATE Filed

01/12/22 SENATE Referred to Environment and Natural Resources; Appropriations Subcommittee on Agriculture, Environment, and General Government; Appropriations

01/19/22 SENATE On Committee agenda - Environment and Natural Resources, 01/24/22, 3:00 pm, 37 S

01/24/22 SENATE Favorable with CS by Environment and Natural Resources; 6 Yeas, 0 Nays

01/25/22 SENATE Committee Substitute Text (C1) Filed

01/26/22 SENATE Now in Appropriations Subcommittee on Agriculture, Environment, and General Government

02/17/22 SENATE On Committee agenda - Appropriations Subcommittee on Agriculture, Environment, and General Government, 02/22/22, 2:00 pm, 110 S

02/22/22 SENATE Subcommittee Recommendation: Favorable by Appropriations Subcommittee on Agriculture, Environment, and General Government; 10 Yeas, 0 Nays

02/22/22 SENATE Now in Appropriations

Bill Comments

No comments.

Assigned Folder(s)

TBW CC CITY CLR

Priority/Position

NO PRIORITY

NO IMPORTANCE

NO POSITION

Similar Bills

HB 1077 

Public Financing of Potentially At-risk Structures and Infrastructure by [Hunschofsky](#)

SB 1458 Employee Organizations

Baxley

01/12/22

Employee Organizations; Requiring employee organizations to provide a notice of employees' rights form to specified employees; requiring an employee organization to revoke an employee's membership upon receipt of the employee's written request for revocation; prohibiting certain employee organizations from having dues and uniform assessments deducted by the employer from certain employees' salaries; revising requirements for applications for renewal of registration of an employee organization; revising requirements for applications for renewals of registration for employee organizations certified as bargaining agents for units of instructional personnel, etc. Effective Date: 7/1/2022

01/04/22 SENATE Filed

01/12/22 SENATE Referred to Judiciary; Governmental Oversight and Accountability; Appropriations

Bill Comments

No comments.

Assigned Folder(s)

CC CITY CLR TBW

Priority/Position

NO PRIORITY

NO IMPORTANCE

NO POSITION

Compare Bills

HB 1197 

Employee Organizations Representing Public Employees by Plakon

SB 1472 Public Records

Stewart

01/12/22

Public Records; Requiring an agency or a public body that receives a request to inspect or copy a record to make, within a specified timeframe, such record available, deny the request, or provide a certain statement in writing, etc. Effective Date: 7/1/2022

01/05/22 SENATE Filed

01/12/22 SENATE Referred to Governmental Oversight and Accountability; Community Affairs; Rules

Bill Comments

No comments.

Assigned Folder(s)

TBW

Priority/Position

NO PRIORITY

NO IMPORTANCE

NO POSITION

HB 1475 Cleanup of Perfluoroalkyl and Polyfluoroalkyl Substances

McClure

03/07/22

Cleanup of Perfluoroalkyl and Polyfluoroalkyl Substances: Requires DEP to adopt statewide rules for cleanup target levels for perfluoroalkyl & polyfluoroalkyl substances in drinking water, groundwater, & soil under specified condition; requires legislative ratification of such rules; provides circumstances under which certain governmental entities & water suppliers are not subject to certain actions; provides for tolling of certain statutes of limitations. Effective Date: upon becoming a law

01/10/22 HOUSE Filed

01/16/22 HOUSE Referred to Environment, Agriculture & Flooding Subcommittee; Agriculture & Natural Resources Appropriations Subcommittee; State Affairs Committee

01/16/22 HOUSE Now in Environment, Agriculture & Flooding Subcommittee

02/01/22 HOUSE On Committee agenda - Environment, Agriculture & Flooding Subcommittee, 02/03/22, 11:30 am, 212 K

02/03/22 HOUSE Favorable by Environment, Agriculture & Flooding Subcommittee; 17 Yeas, 0 Nays

02/03/22 HOUSE Now in Agriculture & Natural Resources Appropriations Subcommittee

02/10/22 HOUSE On Committee agenda - Agriculture & Natural Resources Appropriations Subcommittee, 02/14/22, 4:00 pm, 17 H

02/14/22 HOUSE Favorable by Agriculture & Natural Resources Appropriations Subcommittee; 14 Yeas, 0 Nays

02/14/22 HOUSE Now in State Affairs Committee

02/21/22 HOUSE On Committee agenda - State Affairs Committee, 02/23/22, 1:00 pm, 212 K

02/23/22 HOUSE Favorable with CS by State Affairs Committee; 23 Yeas, 0 Nays

02/24/22 HOUSE Committee Substitute Text (C1) Filed

02/28/22 HOUSE Placed on Calendar, on 2nd reading

02/28/22 HOUSE Placed on Special Order Calendar, 03/03/22

03/03/22 HOUSE Read Second Time; Placed on Third Reading, 03/04/22

03/04/22 HOUSE Read Third Time; Passed (Vote: 111 Yeas / 0 Nays)

03/04/22 SENATE In Messages

03/04/22 SENATE Received; Referred to Appropriations

03/04/22 SENATE Withdrawn from Appropriations; Placed on Calendar, on 2nd reading; Substituted for SB 7012; Read Second Time; Read Third Time; Passed (Vote: 38 Yeas / 0 Nays)

03/04/22 HOUSE Ordered enrolled

03/07/22 HOUSE Enrolled Text (ER) Filed

Bill Comments

No comments.

Assigned Folder(s)

TBW CC CITY CLR



Priority/Position

NO PRIORITY

NO IMPORTANCE

NO POSITION

Similar Bills

SB 1418 	Soil and Groundwater Contamination by Albritton
SB 7012 	Cleanup of Perfluoroalkyl and Polyfluoroalkyl by Environment and Natural Resources

Compare Bills

HB 1151 Per- and Polyfluoroalkyl Substances Task Force
by Sirois**SB 1530 State Contracting**

Jones

01/12/22

State Contracting; Requiring an agency subject to ch. 287, F.S., to require any vendor awarded a competitively solicited contract for commodities or contractual services to use certified minority, woman-owned, or veteran-owned business enterprises as subcontractors or subvendors for at least a specified minimum percentage of the contract value; requiring the Office of Supplier Diversity to commission a disparity study to review and evaluate the use of minority, woman-owned, and veteran-owned business enterprises within this state by a specified date, etc. APPROPRIATION: \$500,000
Effective Date: 7/1/2022

01/05/22 SENATE Filed

01/12/22 SENATE Referred to Governmental Oversight and Accountability;
Appropriations; Rules

Bill Comments

No comments.

Assigned Folder(s)

TBW JPU

Priority/Position

NO PRIORITY

NO IMPORTANCE

NO POSITION

Identical BillsHB 1385 

State Contracting by Woodson

HB 1547 Personal Information Protection

Overdorf

01/16/22

Personal Information Protection: Prohibits public agencies from requesting, requiring, & publicly disclosing personal information; provides for civil action & award of damages; provides penalties. Effective Date: July 1, 2022

01/11/22 HOUSE Filed

01/16/22 HOUSE Referred to Civil Justice & Property Rights Subcommittee; State
Affairs Committee; Judiciary Committee

01/16/22 HOUSE Now in Civil Justice & Property Rights Subcommittee

Bill Comments

No comments.

Assigned Folder(s)

TBW

Priority/Position

NO PRIORITY

NO IMPORTANCE

NO POSITION

Similar Bills

SB 1848

Personal Information Protection by [Gruters](#)**HB 1551 Florida Retirement System**

Tomkow

03/04/22

Florida Retirement System: Redefines "termination"; provides definition for "volunteer services"; authorizes Division of Retirement to adopt rules for volunteer services; authorizes employers to create volunteer programs. Effective Date: July 1, 2022

01/11/22 HOUSE Filed

01/16/22 HOUSE Referred to Government Operations Subcommittee; Appropriations Committee; State Affairs Committee

01/16/22 HOUSE Now in Government Operations Subcommittee

02/01/22 HOUSE On Committee agenda - Government Operations Subcommittee, 02/03/22, 2:00 pm, 404 H

02/03/22 HOUSE Favorable by Government Operations Subcommittee; 14 Yeas, 0 Nays

02/03/22 HOUSE Now in Appropriations Committee

02/07/22 HOUSE On Committee agenda - Appropriations Committee, 02/09/22, 9:00 am, 212 K

02/09/22 HOUSE Favorable by Appropriations Committee; 25 Yeas, 0 Nays

02/09/22 HOUSE Now in State Affairs Committee

02/27/22 HOUSE On Committee agenda - State Affairs Committee, 02/28/22, 3:30 pm, 212 K

02/28/22 HOUSE Favorable by State Affairs Committee; 23 Yeas, 0 Nays

02/28/22 HOUSE Placed on Calendar, on 2nd reading

02/28/22 HOUSE Placed on Special Order Calendar, 03/03/22

03/03/22 HOUSE Read Second Time; Amendment Ruled Out of Order (227899); Placed on Third Reading, 03/04/22

03/04/22 HOUSE Read Third Time; Passed (Vote: 112 Yeas / 0 Nays)

03/04/22 SENATE In Messages

03/04/22 SENATE Received; Referred to Appropriations

Bill Comments

No comments.

Assigned Folder(s)

TBW PMD CC CLR

Priority/Position

NO PRIORITY

NO IMPORTANCE

NO POSITION

Similar BillsSB 1810 

Retirement by Perry

SB 1612**Department of Agriculture and Consumer Services****Ausley****01/12/22**

Department of Agriculture and Consumer Services; Providing that it is the policy of this state to promote certain alternative fuels and vehicle technologies; authorizing the department to consider the use of a fumigant as a pesticide for raw agricultural commodities fumigation when specifying certain license classifications; revising the types of minor food outlets required to obtain food permits from the department; requiring bottled water to be processed in conformance with department rule; providing that substance abuse marketing service providers are subject to the Florida Telemarketing Act; revising the milk facilities required to apply for a permit to operate, etc. Effective Date: Except as otherwise expressly provided in this act, this act shall take effect July 1, 2022

01/06/22 SENATE Filed

01/12/22 SENATE Referred to Commerce and Tourism; Agriculture; Appropriations

Bill Comments

No comments.

Assigned Folder(s)

G TBW ACB HFB

Priority/Position

NO PRIORITY

NO IMPORTANCE

NO POSITION

Identical Bills

HB 1289

Department of Agriculture and Consumer Services by [Alexander](#)**Compare Bills**

HB 0679

Cannabis Regulation by [Learned](#)

SB 1000

Nutrient Application Rates by [Albritton](#)

SB 1268

Cannabis Regulation by [Gruters](#)

HB 1291

Nutrient Application Rates by [McClure](#)

SB 1906

Hemp Extract Products by [Rouson](#)

SB 2502

Implementing the 2022-2023 General Appropriations Act by [Appropriations](#)**SB 1648 Drinking Water In Public Schools****Farmer, Jr.****01/12/22**

Drinking Water In Public Schools; Requiring each school district to install a specified number of water bottle filling stations with certified point-of-use filters installed to remove lead; requiring each school district to identify all drinking water sources, install a barcode on each source, and install filters that meet certain specifications on all such sources; requiring that the filters be replaced or maintained in a specified manner; requiring each school district to post certain signage on certain water sources and to publish specified information on the school district's website, etc. Effective Date: 7/1/2022

01/06/22 SENATE Filed

01/12/22 SENATE Referred to Education; Appropriations Subcommittee on Education; Appropriations

Bill Comments

No comments.

Assigned Folder(s)

TBW

Priority/Position

NO PRIORITY

NO IMPORTANCE

NO POSITION

Identical Bills

[HB 1245](#) 

Drinking Water in Public Schools by [Nixon](#)

Similar Bills

[SB 0676](#) 

Drinking Water in Public Schools by [Cruz](#)

SB 1658 Executive Appointments

Bean

03/10/22

Executive Appointments; Requiring that the executive director of the Department of Law Enforcement be appointed subject to a majority vote of the Governor and Cabinet, with the Governor on the prevailing side; requiring the appointment of the secretary of the Department of Environmental Protection be subject to the concurrence of three members of the Cabinet or confirmation by the Senate; requiring the Governor to notify the Cabinet and the President of the Senate in writing of the method of confirmation; requiring that the executive director of the Department of Veterans' Affairs be appointed subject to a majority vote of the Governor and Cabinet, with the Governor on the prevailing side, etc. Effective Date: Upon becoming a law

01/06/22 SENATE Filed

01/12/22 SENATE Referred to Environment and Natural Resources; Rules

01/13/22 SENATE On Committee agenda - Environment and Natural Resources, 01/18/22, 9:00 am, 37 S

01/14/22 SENATE On Committee agenda - Rules, 01/20/22, 9:30 am, 412 K - If Received

01/18/22 SENATE Temporarily Postponed by Environment and Natural Resources

01/20/22 SENATE Not Received by Rules

01/26/22 SENATE On Committee agenda - Environment and Natural Resources,
01/31/22, 3:00 pm, 37 S

01/31/22 SENATE On Committee agenda - Rules, 02/03/22, 9:00 am, 412 K - If
Received

01/31/22 SENATE Favorable with CS by Environment and Natural Resources; 4 Yeas,
1 Nay

02/01/22 SENATE Committee Substitute Text (C1) Filed

02/01/22 SENATE Now in Rules

02/01/22 SENATE On Committee agenda - Rules, 02/03/22, 9:00 am, 412 K

02/03/22 SENATE Favorable by Rules; 12 Yeas, 4 Nays

02/03/22 SENATE Placed on Calendar, on 2nd reading

02/07/22 SENATE Placed on Special Order Calendar, 02/10/22

02/10/22 SENATE Read Second Time; Read Third Time; Passed (Vote: 26 Yeas / 12
Nays); Immediately certified

02/10/22 HOUSE In Messages

03/07/22 HOUSE Received; Referred to House Calendar

03/07/22 HOUSE Placed on Special Order Calendar, 03/08/22

03/08/22 HOUSE Read Second Time; Placed on Third Reading, 03/09/22

03/09/22 HOUSE Read Third Time; Passed (Vote: 77 Yeas / 34 Nays)

03/10/22 SENATE Ordered enrolled

03/10/22 Signed by Officers and presented to Governor (Governor must act on this bill
by 03/25/22)

Bill Comments

No comments.

Assigned Folder(s)

TBW

Priority/Position

NO PRIORITY

NO IMPORTANCE

NO POSITION

Identical Bills

HB 1295 Executive Appointments by Gregory

SB 1670 Cybersecurity

Hutson

03/09/22

Cybersecurity; Requiring the Department of Management Services, acting through the Florida Digital Service, to develop and publish guidelines and processes for reporting cybersecurity incidents; requiring state agencies to report ransomware incidents and certain cybersecurity incidents to certain entities within specified timeframes; requiring the Cybersecurity Operations Center to provide certain notifications to the Legislature

within a specified timeframe; requiring state agency heads to annually provide cybersecurity awareness training to certain persons, etc. Effective Date: 7/1/2022

01/06/22 SENATE Filed

01/12/22 SENATE Referred to Military and Veterans Affairs, Space, and Domestic Security; Appropriations Subcommittee on Agriculture, Environment, and General Government; Appropriations

02/03/22 SENATE On Committee agenda - Military and Veterans Affairs, Space, and Domestic Security, 02/08/22, 12:30 pm, 37 S

02/08/22 SENATE Favorable with CS by Military and Veterans Affairs, Space, and Domestic Security; 6 Yeas, 1 Nay

02/09/22 SENATE Committee Substitute Text (C1) Filed

02/11/22 SENATE Reference to Appropriations Subcommittee on Agriculture, Environment, and General Government removed; Remaining reference: Appropriations

02/11/22 SENATE Now in Appropriations

02/23/22 SENATE On Committee agenda - Appropriations, 02/28/22, 10:30 am, 412 K

02/28/22 SENATE Favorable with CS by Appropriations; 20 Yeas, 0 Nays

03/02/22 SENATE Committee Substitute Text (C2) Filed

03/02/22 SENATE Placed on Calendar, on 2nd reading

03/07/22 SENATE Placed on Special Order Calendar, 03/09/22

03/09/22 SENATE Read Second Time; Substituted for HB 7055; Laid on Table, Refer to HB 7055

Bill Comments

No comments.

Assigned Folder(s)

TBW CC CITY CLR

Priority/Position

NO PRIORITY

NO IMPORTANCE

NO POSITION

Identical Bills

HB 7055 

Cybersecurity by State Administration & Technology Appropriations Subcommittee

Linked Bills

SB 1694 

Public Records and Public Meetings/Cybersecurity by Hutson

Compare Bills

HB 7057 

Pub. Rec. and Meetings/Cybersecurity by State Administration & Technology Appropriations Subcommittee

SB 1694 Public Records and Public Meetings/Cybersecurity

Hutson

03/09/22

Public Records and Public Meetings/Cybersecurity; Providing an exemption from public records requirements for certain cybersecurity insurance information, critical infrastructure information, and certain cybersecurity-related information held by an agency; providing an exemption from public meetings requirements for portions of a meeting that would reveal certain cybersecurity-related information held by an agency; providing for future legislative review and repeal of the exemptions; providing a statement of public necessity, etc. Effective Date: On the same date that SB 1670 or similar legislation takes effect, if such legislation is adopted in the same legislative session or an extension thereof and becomes law

01/07/22 SENATE Filed

01/12/22 SENATE Referred to Military and Veterans Affairs, Space, and Domestic Security; Appropriations Subcommittee on Agriculture, Environment, and General Government; Appropriations

02/03/22 SENATE On Committee agenda - Military and Veterans Affairs, Space, and Domestic Security, 02/08/22, 12:30 pm, 37 S

02/08/22 SENATE Favorable with CS by Military and Veterans Affairs, Space, and Domestic Security; 7 Yeas, 0 Nays

02/09/22 SENATE Committee Substitute Text (C1) Filed

02/11/22 SENATE Reference to Appropriations Subcommittee on Agriculture, Environment, and General Government removed; Remaining reference: Appropriations

02/11/22 SENATE Now in Appropriations

02/23/22 SENATE On Committee agenda - Appropriations, 02/28/22, 10:30 am, 412 K

02/28/22 SENATE Favorable with CS by Appropriations; 20 Yeas, 0 Nays

03/02/22 SENATE Committee Substitute Text (C2) Filed

03/02/22 SENATE Placed on Calendar, on 2nd reading

03/07/22 SENATE Placed on Special Order Calendar, 03/09/22

03/09/22 SENATE Read Second Time; Substituted for HB 7057; Laid on Table, Refer to HB 7057

Bill Comments

No comments.

Assigned Folder(s)

CC CITY CLR TBW

Priority/Position

NO PRIORITY

NO IMPORTANCE

NO POSITION

Linked Bills

[SB 1670](#) 

Cybersecurity by [Hutson](#)

Similar Bills

[HB 7057](#) 

Pub. Rec. and Meetings/Cybersecurity by State
Administration & Technology Appropriations
Subcommittee

Compare Bills

HB 7055 

Cybersecurity by State Administration &
Technology Appropriations Subcommittee

SB 1810 Retirement

Perry

01/12/22

Retirement; Revising the definition of the term “termination” to clarify circumstances under which a Florida Retirement System member is deemed to have terminated employment with an employer; specifying that a termination must adhere to a specified Internal Revenue Service regulation; specifying that the provision of volunteer services does not constitute employment by, or the provision of services to, a participating employer; authorizing the Division of Retirement of the Department of Management Services to adopt certain rules governing the provision of volunteer services by retirees to employers, etc. Effective Date: 7/1/2022

01/07/22 SENATE Filed

01/12/22 SENATE Referred to Governmental Oversight and Accountability; Community Affairs; Rules

Bill Comments

No comments.

Assigned Folder(s)

TBW

Priority/Position

NO PRIORITY

NO IMPORTANCE

NO POSITION

Similar Bills

HB 1551 

Florida Retirement System by Tomkow

SB 1890 Government Property Tax Exemptions Hutson

01/12/22

Government Property Tax Exemptions; Revising the types of lessees whose purposes and functions are deemed to be governmental, municipal, or public purposes or functions; providing exemptions from ad valorem taxes for certain real property, etc. Effective Date: 7/1/2022

01/10/22 SENATE Filed

01/12/22 SENATE Referred to Community Affairs; Finance and Tax; Appropriations

Bill Comments

No comments.

Assigned Folder(s)

HFB RPPTL TBW

Priority/Position

NO PRIORITY

NO IMPORTANCE

NO POSITION

SB 1940**Statewide Flooding and Sea Level Rise Resilience****Brodeur****03/09/22**

Statewide Flooding and Sea Level Rise Resilience; Establishing the Statewide Office of Resilience within the Executive Office of the Governor; providing for the appointment of a Chief Resilience Officer; requiring the Department of Transportation to develop a resilience action plan for the State Highway System; revising the projects the Department of Environmental Protection may fund within the Resilient Florida Grant Program; extending the dates by which the department must complete a comprehensive statewide flood vulnerability and sea-level rise data set and assessment; requiring the Florida Flood Hub for Applied Research and Innovation to provide tidal and storm surge flooding data to counties and municipalities for vulnerability assessments, etc. Effective Date: 7/1/2022

01/10/22 SENATE Filed

01/12/22 SENATE Referred to Environment and Natural Resources; Appropriations Subcommittee on Agriculture, Environment, and General Government; Appropriations

01/26/22 SENATE On Committee agenda - Environment and Natural Resources, 01/31/22, 3:00 pm, 37 S

01/31/22 SENATE Favorable with CS by Environment and Natural Resources; 5 Yeas, 0 Nays

02/01/22 SENATE Committee Substitute Text (C1) Filed

02/02/22 SENATE Now in Appropriations Subcommittee on Agriculture, Environment, and General Government

02/17/22 SENATE On Committee agenda - Appropriations Subcommittee on Agriculture, Environment, and General Government, 02/22/22, 2:00 pm, 110 S

02/22/22 SENATE Subcommittee Recommendation: Favorable by Appropriations Subcommittee on Agriculture, Environment, and General Government; 10 Yeas, 0 Nays

02/22/22 SENATE Now in Appropriations

02/23/22 SENATE On Committee agenda - Appropriations, 02/28/22, 10:30 am, 412 K

02/28/22 SENATE Favorable by Appropriations; 18 Yeas, 0 Nays

03/01/22 SENATE Placed on Calendar, on 2nd reading

03/07/22 SENATE Placed on Special Order Calendar, 03/09/22

03/09/22 SENATE Read Second Time; Substituted for HB 7053; Laid on Table, Refer to HB 7053

Bill Comments

No comments.

Assigned Folder(s)

ACB CC CITY CLR TBW

Priority/Position

NO PRIORITY

NO IMPORTANCE

NO POSITION

Similar BillsHB 7053 

Statewide Flooding and Sea Level Rise
Resilience by Environment, Agriculture &
Flooding Subcommittee

Compare BillsHB 1019 

Saltwater Intrusion Vulnerability Assessments by
Duggan

SB 1238 

Saltwater Intrusion Vulnerability Assessments by
Polsky

HB 3625 Tampa Bay Water - Morris Bridge Wellfield Improvements DiCeglie 01/13/22

Tampa Bay Water - Morris Bridge Wellfield Improvements: Provides an appropriation for the Tampa Bay Water - Morris Bridge Wellfield Improvements. Effective Date: July 1, 2022

11/17/21 HOUSE Filed

11/29/21 HOUSE Referred to Agriculture & Natural Resources Appropriations Subcommittee; Appropriations Committee

11/29/21 HOUSE Now in Agriculture & Natural Resources Appropriations Subcommittee

01/11/22 HOUSE On Committee agenda - Agriculture & Natural Resources Appropriations Subcommittee, 01/13/22, 9:00 am, 17 H

01/13/22 HOUSE Favorable by Agriculture & Natural Resources Appropriations Subcommittee; 14 Yeas, 0 Nays

01/13/22 HOUSE Now in Appropriations Committee

Bill Comments

No comments.

Assigned Folder(s)

TBW

Priority/Position

NO PRIORITY

NO IMPORTANCE

NO POSITION

HB 4821**Driskell****01/19/22**

Tampa Water Quality Treatment Pilot for PURE (Purify Usable Resources for the Environment)

Tampa Water Quality Treatment Pilot for PURE (Purify Usable Resources for the Environment): Provides an appropriation for the Tampa Water Quality Treatment Pilot for PURE (Purify Usable Resources for the Environment). Effective Date: July 1, 2022

12/02/21 HOUSE Filed

12/16/21 HOUSE Referred to Agriculture & Natural Resources Appropriations Subcommittee; Appropriations Committee

12/16/21 HOUSE Now in Agriculture & Natural Resources Appropriations Subcommittee

01/14/22 HOUSE On Committee agenda - Agriculture & Natural Resources Appropriations Subcommittee, 01/19/22, 1:00 pm, 17 H

01/19/22 HOUSE Favorable by Agriculture & Natural Resources Appropriations Subcommittee; 12 Yeas, 0 Nays

01/19/22 HOUSE Now in Appropriations Committee

Bill Comments

No comments.

Assigned Folder(s)

TBW

Priority/Position

NO PRIORITY

NO IMPORTANCE

NO POSITION

HB 7001	Implementation of the Constitutional Prohibition Against Lobbying by a Public Officer	Public Integrity & Elections Committee	02/24/22
----------------	--	---	-----------------

Implementation of the Constitutional Prohibition Against Lobbying by a Public Officer: Provides definitions for purpose of implementing s. 8(f), Art. II of State Constitution; provides penalties for violation of constitutional prohibition against lobbying by public officer; provides for collection of such penalties. Effective Date: December 31, 2022

12/01/21 HOUSE Filed (Formerly PCB PIE1)

12/03/21 HOUSE Referred to State Affairs Committee; Rules Committee

12/03/21 HOUSE Now in State Affairs Committee

01/11/22 HOUSE On Committee agenda - State Affairs Committee, 01/13/22, 4:30 pm, 212 K

01/13/22 HOUSE Favorable with CS by State Affairs Committee; 22 Yeas, 0 Nays

01/14/22 HOUSE Committee Substitute Text (C1) Filed

01/18/22 HOUSE Now in Rules Committee

01/25/22 HOUSE On Committee agenda - Rules Committee, 01/27/22, 2:30 pm, 404 H

01/27/22 HOUSE Favorable with CS by Rules Committee; 15 Yeas, 0 Nays
 01/28/22 HOUSE Committee Substitute Text (C2) Filed
 02/01/22 HOUSE Placed on Calendar, on 2nd reading
 02/03/22 HOUSE Bill added to Special Order Calendar (2/9/2022)
 02/09/22 HOUSE Read Second Time; Placed on Third Reading, 02/10/22
 02/10/22 HOUSE Read Third Time; Passed (Vote: 117 Yeas / 0 Nays); Immediately certified
 02/10/22 SENATE In Messages
 02/10/22 SENATE Received; Referred to Rules
 02/10/22 SENATE On Committee agenda - Rules, 02/15/22, 10:00 am, 412 K
 02/15/22 SENATE Favorable by Rules; 17 Yeas, 0 Nays
 02/16/22 SENATE Placed on Calendar, on 2nd reading
 02/17/22 SENATE Placed on Special Order Calendar, 02/23/22
 02/23/22 SENATE Read Second Time; Read Third Time; Passed (Vote: 39 Yeas / 0 Nays); Immediately certified
 02/23/22 HOUSE In Messages
 02/23/22 HOUSE Ordered enrolled
 02/24/22 HOUSE Enrolled Text (ER) Filed

Bill Comments

No comments.

Assigned Folder(s)

HFB TBW PMD CC CITY CLR

Priority/Position

NO PRIORITY

NO IMPORTANCE

NO POSITION

SB 7012	Cleanup of Perfluoroalkyl and Polyfluoroalkyl	Environment and Natural Resources	03/04/22
	<p>Cleanup of Perfluoroalkyl and Polyfluoroalkyl; Requiring the Department of Environmental Protection to adopt rules for statewide cleanup target levels for perfluoroalkyl and polyfluoroalkyl substances in soil and groundwater by a specified date; prohibiting such rules from taking effect until ratified by the Legislature; providing that certain persons are not subject to administrative or judicial action under certain circumstances; providing that certain statutes of limitations are tolled from a specified date, etc. Effective Date: Upon becoming a law</p> <p>11/22/21 SENATE Filed</p> <p>11/22/21 SENATE On Committee agenda - Environment and Natural Resources, 11/30/21, 9:00 am, 37 S</p> <p>11/30/21 SENATE Submitted as Committee Bill and Reported Favorably by Environment and Natural Resources; 6 Yeas, 0 Nays</p>		

11/30/21 SENATE Committee Bill Text Filed

12/13/21 SENATE Referred to Appropriations Subcommittee on Agriculture, Environment, and General Government; Appropriations

01/28/22 SENATE On Committee agenda - Appropriations Subcommittee on Agriculture, Environment, and General Government, 02/02/22, 4:00 pm, 110 S

02/02/22 SENATE Subcommittee Recommendation: Favorable with CS by Appropriations Subcommittee on Agriculture, Environment, and General Government; 9 Yeas, 0 Nays

02/04/22 SENATE Now in Appropriations

02/23/22 SENATE On Committee agenda - Appropriations, 02/28/22, 10:30 am, 412 K - PCS

02/28/22 SENATE Favorable with CS by Appropriations; 19 Yeas, 0 Nays

03/01/22 SENATE Committee Substitute Text (C1) Filed

03/01/22 SENATE Placed on Calendar, on 2nd reading

03/01/22 SENATE Placed on Special Order Calendar, 03/02/22

03/02/22 SENATE Temporarily Postponed on Second Reading

03/02/22 SENATE Retained on Special Order Calendar

03/03/22 SENATE Temporarily Postponed on Second Reading

03/03/22 SENATE Retained on Special Order Calendar

03/04/22 SENATE Read Second Time; Substituted for HB 1475; Laid on Table, Refer to HB 1475

Bill Comments

No comments.

Assigned Folder(s)

RPPTL CC CITY CLR TBW WILL

Priority/Position


NO PRIORITY

NO IMPORTANCE


NO POSITION

Similar Bills

SB 1418  Soil and Groundwater Contamination by Albritton

HB 1475  Cleanup of Perfluoroalkyl and Polyfluoroalkyl Substances by McClure

Compare Bills

HB 1151  Per- and Polyfluoroalkyl Substances Task Force by Sirois

SB 7022

State Group Health Insurance Program

Governmental Oversight and Accountability

02/22/22

State Group Health Insurance Program; Requiring the Department of Management Services to provide an online education component relating to all health insurance plans in the State Group Insurance Program; requiring the department to contract with the State Board of Administration to provide retirement and health insurance planning education to members of the state group insurance program; setting a minimum monthly employer contribution to health savings accounts for certain employees, etc. Effective Date: 7/1/2022

01/10/22 SENATE Filed

01/10/22 SENATE On Committee agenda - Governmental Oversight and Accountability, 01/13/22, 11:00 am, 37 S

01/13/22 SENATE Submitted as Committee Bill and Reported Favorably by Governmental Oversight and Accountability; 6 Yeas, 0 Nays

01/14/22 SENATE Committee Bill Text Filed

01/20/22 SENATE Referred to Appropriations Subcommittee on Agriculture, Environment, and General Government; Appropriations

02/17/22 SENATE On Committee agenda - Appropriations Subcommittee on Agriculture, Environment, and General Government, 02/22/22, 2:00 pm, 110 S

02/22/22 SENATE Subcommittee Recommendation: Favorable by Appropriations Subcommittee on Agriculture, Environment, and General Government; 10 Yeas, 0 Nays

02/22/22 SENATE Now in Appropriations

Bill Comments

No comments.

Assigned Folder(s)

TBW

Priority/Position

NO PRIORITY

NO IMPORTANCE

NO POSITION

HB 7023	Emergency Preparedness and Response Fund	Pandemics & Public Emergencies Committee	02/09/22
---------	--	--	----------

Emergency Preparedness and Response Fund: Creates Emergency Preparedness & Response Fund within EOG; provides for deposit & use of funds; provides for future review & termination. Effective Date: upon becoming a law

01/19/22 HOUSE Filed (Formerly PCB PPE2)

01/20/22 HOUSE Referred to Appropriations Committee

01/20/22 HOUSE Now in Appropriations Committee

01/27/22 HOUSE On Committee agenda - Appropriations Committee, 01/31/22, 3:00 pm, 212 K

01/31/22 HOUSE Favorable by Appropriations Committee; 19 Yeas, 6 Nays

02/01/22 HOUSE Placed on Calendar, on 2nd reading

02/03/22 HOUSE Bill added to Special Order Calendar (2/9/2022)

02/09/22 HOUSE Substituted for SB 98; Laid on Table, Refer to SB 98

Bill Comments

No comments.

Assigned Folder(s)

CC CITY CLR TBW

Priority/Position

NO PRIORITY

NO IMPORTANCE

NO POSITION

Identical Bills

SB 0098 Emergency Preparedness and Response Fund by Burgess

Linked Bills

HB 7025 Emergency Preparedness and Response Fund by Pandemics & Public Emergencies Committee

Compare Bills

SB 0096 Emergency Preparedness and Response Fund by Burgess

SB 7038 Retirement

Governmental Oversight and Accountability 02/17/22

Retirement; Revising the employer contribution rates for the retiree health insurance subsidy as of a specified date; revising required employer retirement contribution rates for each membership class of the Florida Retirement System, etc. Effective Date: 7/1/2022

01/21/22 SENATE Filed

01/21/22 SENATE On Committee agenda - Governmental Oversight and Accountability, 01/26/22, 10:00 am, 37 S

01/26/22 SENATE Submitted as Committee Bill and Reported Favorably by Governmental Oversight and Accountability; 6 Yeas, 0 Nays

01/26/22 SENATE Committee Bill Text Filed

01/28/22 SENATE Referred to Appropriations

02/04/22 SENATE On Committee agenda - Appropriations, 02/09/22, 9:00 am, 412 K

02/09/22 SENATE Favorable by Appropriations; 19 Yeas, 0 Nays

02/10/22 SENATE Placed on Calendar, on 2nd reading

02/10/22 SENATE Placed on Special Order Calendar, 02/17/22

02/17/22 SENATE Read Second Time; Substituted for HB 5007; Laid on Table, Refer to HB 5007

Bill Comments

No comments.

Assigned Folder(s)

TBW

Priority/Position

NO PRIORITY

NO IMPORTANCE

NO POSITION

Compare Bills

SB 2500	Appropriations by Appropriations
HB 5001	General Appropriations Act by Appropriations Committee
HB 5007	State-administered Retirement Systems by Appropriations Committee
SB 7046	Public Employment by Governmental Oversight and Accountability

HB 7049 Legal Notices

Judiciary Committee

03/09/22

Legal Notices: Revises requirements for newspapers publishing legal notices; removes option for publication on newspaper's website; provides for publication of legal notices on publicly accessible websites; authorizes governmental agency to publish legal notices on publicly accessible website; authorizes governmental agency with certain percentage of its population located within county meeting population threshold to use publicly accessible website; requires governmental agency to provide specified notice to residents & property owners relating to alternative methods of receiving notices; provides requirement for public bid advertisements made by governmental agencies on publicly accessible websites. Effective Date: January 1, 2023

02/02/22 HOUSE Filed (Formerly PCB JDC2)

02/04/22 HOUSE Referred to State Affairs Committee

02/04/22 HOUSE Now in State Affairs Committee

02/17/22 HOUSE On Committee agenda - State Affairs Committee, 02/21/22, 3:30 pm, 212 K

02/21/22 HOUSE Favorable with CS by State Affairs Committee; 13 Yeas, 7 Nays

02/22/22 HOUSE Committee Substitute Text (C1) Filed

02/23/22 HOUSE Placed on Calendar, on 2nd reading

02/24/22 HOUSE Placed on Special Order Calendar, 03/01/22

03/01/22 HOUSE Read Second Time; Placed on Third Reading, 03/02/22

03/02/22 HOUSE Read Third Time; Passed (Vote: 78 Yeas / 39 Nays)

03/02/22 SENATE In Messages

03/02/22 SENATE Received; Referred to Rules

03/07/22 SENATE On Committee agenda - Rules, 03/08/22, 2:00 pm, 412 K

03/08/22 SENATE Favorable by Rules; 9 Yeas, 6 Nays

03/08/22 SENATE Placed on Calendar, on 2nd reading

03/08/22 SENATE Placed on Special Order Calendar, 03/09/22

03/09/22 SENATE Read Second Time; Amendments Failed (844640, 964618, 941896, 378446); Amendment Adopted (388396); Placed on Third Reading, 03/10/22

Bill Comments

No comments.

Assigned Folder(s)

CC CITY CLR TBW RPPTL

Priority/Position

NO PRIORITY

NO IMPORTANCE

NO POSITION

HB 7053	Statewide Flooding and Sea Level Rise Resilience	Environment, Agriculture & Flooding Subcommittee	03/09/22
----------------	---	---	-----------------

Statewide Flooding and Sea Level Rise Resilience: Establishes Statewide Office of Resilience within EOG; provides for appointment of Chief Resilience Officer; requires DEP to submit report to Governor & Legislature; requires DOT to develop resilience action plan for State Highway System & submit plan & reports to Governor & Legislature; revises projects DEP may fund within Resilient Florida Grant Program; revises vulnerability assessment requirements for noncoastal communities; extends dates by which DEP must complete comprehensive statewide flood vulnerability & sea level rise data set & assessment; requires projects to be ranked in Statewide Flood & Sea Level Rise Resilience Plan; requires Florida Flood Hub for Applied Research & Innovation to provide tidal & storm surge flooding data to certain entities; revises requirements for copies of evaluation certificates that must be submitted to DEM. Effective Date: July 1, 2022

02/03/22 HOUSE Filed (Formerly PCB EAF1)

02/07/22 HOUSE Referred to Appropriations Committee; State Affairs Committee

02/07/22 HOUSE Now in Appropriations Committee

02/07/22 HOUSE On Committee agenda - Appropriations Committee, 02/09/22, 9:00 am, 212 K

02/09/22 HOUSE Favorable by Appropriations Committee; 26 Yeas, 0 Nays

02/09/22 HOUSE Now in State Affairs Committee

02/21/22 HOUSE On Committee agenda - State Affairs Committee, 02/23/22, 1:00 pm, 212 K

02/23/22 HOUSE Favorable with CS by State Affairs Committee; 23 Yeas, 0 Nays

02/24/22 HOUSE Committee Substitute Text (C1) Filed

02/24/22 HOUSE Referred to Calendar

02/24/22 HOUSE Placed on Special Order Calendar, 03/01/22

03/01/22 HOUSE Read Second Time; Amendments Failed (161233, 897659); Placed on Third Reading, 03/02/22

03/02/22 HOUSE Read Third Time; Passed (Vote: 114 Yeas / 1 Nay)

03/02/22 SENATE In Messages

03/02/22 SENATE Received; Referred to Appropriations

03/09/22 SENATE Withdrawn from Appropriations; Placed on Calendar, on 2nd Reading; Substituted for SB 1940; Read Second Time; Read Third Time; Passed (Vote: 37 Yeas / 0 Nays)

03/09/22 HOUSE Ordered enrolled

03/09/22 HOUSE Enrolled Text (ER) Filed

Bill Comments

No comments.

Assigned Folder(s)

CC CITY CLR TBW

Priority/Position

NO PRIORITY

NO IMPORTANCE

NO POSITION

Similar Bills

SB 1940 

Statewide Flooding and Sea Level Rise Resilience by Brodeur

Compare Bills

HB 1019 

Saltwater Intrusion Vulnerability Assessments by Duggan

SB 1238 

Saltwater Intrusion Vulnerability Assessments by Polsky

HB 7055 Cybersecurity

State Administration &
Technology
Appropriations
Subcommittee

03/09/22

Cybersecurity: Requires state agencies & local governments to report cybersecurity & ransomware incidents; provides cybersecurity training requirements; requires after-action & other reports; prohibits certain entities from paying or otherwise complying with ransom demand; revises purpose & duties of Florida Cybersecurity Advisory Council; provides criminal penalties; requires person convicted of certain offenses to pay certain fine; requires deposit of certain moneys in General Revenue Fund. Effective Date: July 1, 2022

02/03/22 HOUSE Filed (Formerly PCB SAT2)

02/07/22 HOUSE Referred to State Affairs Committee

02/07/22 HOUSE Now in State Affairs Committee

02/21/22 HOUSE On Committee agenda - State Affairs Committee, 02/23/22, 1:00 pm, 212 K - PCS

02/23/22 HOUSE Favorable with CS by State Affairs Committee; 23 Yeas, 0 Nays

02/24/22 HOUSE Committee Substitute Text (C1) Filed
 02/25/22 HOUSE Placed on Calendar, on 2nd reading
 02/28/22 HOUSE Placed on Special Order Calendar, 03/03/22
 03/03/22 HOUSE Read Second Time; Placed on Third Reading, 03/04/22
 03/04/22 HOUSE Read Third Time; Passed (Vote: 110 Yeas / 0 Nays)
 03/04/22 SENATE In Messages
 03/04/22 SENATE Received; Referred to Appropriations
 03/09/22 SENATE Withdrawn from Appropriations; Placed on Calendar, on 2nd Reading; Substituted for SB 1670; Read Second Time; Read Third Time; Passed (Vote: 38 Yeas / 0 Nays)
 03/09/22 HOUSE Ordered enrolled
 03/09/22 HOUSE Enrolled Text (ER) Filed

Bill Comments

No comments.

Assigned Folder(s)

CC CITY CLR TBW

Priority/Position

NO PRIORITY


NO IMPORTANCE

NO POSITION


Identical Bills

SB 1670  Cybersecurity by Hutson

Linked Bills

HB 7057  Pub. Rec. and Meetings/Cybersecurity by State Administration & Technology Appropriations Subcommittee

Compare Bills

SB 1694  Public Records and Public Meetings/Cybersecurity by Hutson

HB 7057	Pub. Rec. and Meetings/Cybersecurity	State Administration & Technology Appropriations Subcommittee	03/09/22
----------------	---	--	-----------------

Pub. Rec. and Meetings/Cybersecurity: Providing an exemption from public records requirements for certain cybersecurity insurance information, critical infrastructure information, cybersecurity incident information, and certain cybersecurity-related information held by an agency; providing an exemption from public meetings requirements for portions of a meeting that would reveal certain cybersecurity-related information held by an agency; providing an exemption from public records

requirements for such recordings and transcripts; providing retroactive application; authorizing the disclosure of confidential and exempt information under certain circumstances; providing a statement of public necessity, etc. Effective Date: on the same date that HB 7055 or similar legislation takes effect

02/03/22 HOUSE Filed (Formerly PCB SAT3)

02/07/22 HOUSE Referred to State Affairs Committee

02/07/22 HOUSE Now in State Affairs Committee

02/21/22 HOUSE On Committee agenda - State Affairs Committee, 02/23/22, 1:00 pm, 212 K - PCS

02/23/22 HOUSE Favorable with CS by State Affairs Committee; 23 Yeas, 0 Nays

02/24/22 HOUSE Committee Substitute Text (C1) Filed

02/25/22 HOUSE Placed on Calendar, on 2nd reading

02/28/22 HOUSE Placed on Special Order Calendar, 03/03/22

03/03/22 HOUSE Read Second Time; Amendments Adopted (783281, 902431); Placed on Third Reading, 03/04/22

03/03/22 HOUSE Engrossed Text (E1) Filed

03/04/22 HOUSE Read Third Time; Passed (Vote: 111 Yeas / 0 Nays)

03/04/22 SENATE In Messages

03/04/22 SENATE Received; Referred to Appropriations

03/09/22 SENATE Withdrawn from Appropriations; Placed on Calendar, on 2nd Reading; Substituted for SB 1694; Read Second Time; Read Third Time; Passed (Vote: 38 Yeas / 0 Nays)

03/09/22 HOUSE Ordered enrolled

03/09/22 HOUSE Enrolled Text (ER) Filed

Bill Comments

No comments.

Assigned Folder(s)

CC CITY CLR TBW

Priority/Position

NO PRIORITY

NO IMPORTANCE

NO POSITION

Linked Bills

HB 7055 

Cybersecurity by State Administration & Technology Appropriations Subcommittee

Similar Bills

SB 1694 

Public Records and Public Meetings/Cybersecurity by Hutson

Compare Bills

SB 1670 

Cybersecurity by Hutson

HB 7071 Taxation**Ways & Means
Committee****03/09/22**

Taxation: Provides specified tax exemptions for specified industries & products; provides tax credits for specified businesses; provides refunds of previously paid taxes for specified purposes; provides abatement of taxes paid for specified purposes; provides sales tax holidays for specified items. Effective Date: July 1, 2022

02/18/22 HOUSE Filed (Formerly PCB WMC1)

02/18/22 HOUSE Referred to Appropriations Committee

02/18/22 HOUSE Now in Appropriations Committee

02/18/22 HOUSE On Committee agenda - Appropriations Committee, 02/22/22, 9:00 am, 212 K

02/22/22 HOUSE Favorable with CS by Appropriations Committee; 27 Yeas, 0 Nays

02/22/22 HOUSE Committee Substitute Text (C1) Filed

02/24/22 HOUSE Placed on Calendar, on 2nd reading

02/24/22 HOUSE Placed on Special Order Calendar, 03/01/22

03/01/22 HOUSE Read Second Time; Amendment Adopted (199927); Amendment Failed (338175); Placed on Third Reading, 03/02/22

03/01/22 HOUSE Engrossed Text (E1) Filed

03/02/22 HOUSE Read Third Time; Passed (Vote: 115 Yeas / 0 Nays)

03/02/22 SENATE In Messages

03/02/22 SENATE Received; Referred to Appropriations

03/08/22 HOUSE Bill placed in Conference (Appropriations Conference Committee/Appropriations)

03/09/22 SENATE Withdrawn from Appropriations

03/09/22 SENATE Placed on Calendar, on 2nd reading

03/09/22 SENATE Bill placed in Conference (Appropriations Conference Committee/Appropriations)

03/09/22 SENATE Conference Committee appointed

Bill Comments

No comments.

Assigned Folder(s)

HFB RV RPPTL TBW

Priority/Position

NO PRIORITY

NO IMPORTANCE

NO POSITION

Compare Bills

HB 0013

	Property Tax Exemptions For Widows, Widowers, Blind Persons, or Persons Totally and Permanently Disabled by Gottlieb
HB 0071	Abatement of Taxes for Residential Dwellings Rendered Uninhabitable by Catastrophic Event by Woodson
HB 0149	Aquaculture Land Valuation by Tuck
SB 0154	Tax Exemption by Rodriguez (A)
SB 0356	Sales Tax Holiday for ENERGY STAR and WaterSense Products by Jones
SB 0404	Aquaculture by Rodriguez (A)
SB 0500	Back-to-school Sales Tax Holiday by Perry
HB 0509	Sales Taxes on Mobile Homes by Yarborough
SB 0568	Abatement of Taxes for Residential Dwellings Rendered Uninhabitable by Catastrophic Event by Polsky
SB 0808	Sales Tax Holiday for Disaster Preparedness Supplies by Gruters
SB 0830	Sales Tax by Hooper
SB 0952	Taxation by Gruters
SB 1090	Corporate Income Tax by Gruters
HB 1163	Sales Tax Exemptions for Hydrogen Products by Overdorf
HB 1293	Tax Exemptions and Tax Credits by Gregory
SB 1610	Taxation by Rodriguez (A)



Generated on 03/10/22 by LobbyTools.com

*Changes from the last report have been highlighted below.

Operations/Administration

SB 510/HB 301- Financial Disclosures for Elected Local Officers

Sponsors: Senate- Brodeur; House- Roach

Summary: Requires specified local officers to file full & public disclosure of financial interests.

Impact to Tampa Bay Water: This Bill is of interest, due to its impact to member governments and board members but does not have a direct impact to Tampa Bay Water.

House Status: The Bill has been added to the Second Reading Calendar.

Senate Status: The Bill has passed by the Senate and is in House Messages.

HB 337/SB 536- Administrative Procedures

Sponsors: House- McClain; Senate- Diaz

Summary: The Bill makes a series of changes to the Florida Administrative Code. Among the changes, proposed administrative rules are required to be filed within months after posted notice of rule development or be withdrew; requests by affected persons for public workshops on proposed rules must be made in writing; notices of rule development must include available statements of estimated regulatory costs; the adverse impacts of a rule on small business are specifically defined; good faith estimates of defined market impacts of a proposed rule are required; and agencies are required to engage in periodic review of rules for consistency with enabling statutes.

Impact to Tampa Bay Water: This could have direct impact in how Tampa Bay Water interacts with the rule-making process.

House Status: The Bill has been added to the Second Reading Calendar.

Senate Status: The Bill has passed the Senate and has been sent in Messages to the House.

HB 965/SB 1426- Environmental Management

Sponsors: House- Truenow; Senate- Burgess

Summary: Provides for water quality enhancement areas, enhancement service areas, & enhancement credits; directs DEP & water management districts to authorize sale & use of

enhancement credits to offset adverse water quality impacts & to meet water quality requirements; directs DEP to maintain specified ledgers; authorizes DEP to enter into agreements & contracts with public & private entities for donations, funds, & payments to expedite evaluation of environmental resource & dredge & fill permits; requires DEP to make such agreements & contracts publicly available; provides appropriation & authorizes FTE positions.

Impact to Tampa Bay Water: This Bill is currently just of interest to Tampa Bay Water. Should it pass, it could change some development policies.

House Status: The Bill has passed the House and has been enrolled.

Senate Status: The Bill has passed the Senate and been sent to the House in messages.

HB 959/SB 1874– Department of Financial Services

Sponsors: House- LaMarca; Senate- Boyd

Summary: Authorizes retired employees, widows, and widowers of employees and retired employees of the Division of Rehabilitation & Liquidation to purchase coverage in state group health insurance plan; transfers Stop Inmate Fraud Program from DFS to DEO; revises statewide schedules of maximum reimbursement allowances for medically necessary treatment; removes cap on transferring burial rights fees; requires boilers manufactured after specified date to be stamped with specified code symbol; requires specified spaces & rooms be equipped with carbon monoxide detector; provides exception to prohibition against unaffiliated insurance agents' holding appointments from insurers; revises requirements to qualify for public adjuster licenses; revises requirements for renewal of fire safety inspector certificates.

Potential Impact to Tampa Bay Water: Some of the provision concerning the Fire Marshall could have an impact on Tampa Bay Water.

House Status: The Bill has passed the House and has been enrolled.

Senate Status: The Bill has passed the Senate and been sent to the House in messages.

SB 974/HB 985- Sovereign Immunity

Sponsors: Senate- Gruters; House- Beltran

Summary: Revising the statutory limits on liability for tort claims against the state and its agencies and subdivisions; revising requirements for the state or an agency or a subdivision of the state to agree to settle a claim or judgment; prohibiting an insurance policy from conditioning the payment of benefits on the enactment of a claim bill; requiring the Department of Financial Services to adjust the limitations on tort liability every year after a specified date, etc.

Impact to Tampa Bay Water: The Bill raises the level of the waiver of sovereign immunity for governmental entities from \$200,000 per injured person and \$300,000 per incident to a higher amount based on a sliding scale contingent on the size of the local government with the max being \$1 million per injured person and \$3 million per incident. The limits must be adjusted for inflation every ten years in the future. Tampa Bay Water falls within the bottom tier and would remain at the \$200,000 per injured person and \$300,000 per incident amount.

House Status: The Bill was added to the second reading calendar.

Senate Status: The Bill has been read for the first time on the Senate floor.

HB 7055/ SB 1670- Local Government Cybersecurity Act

Sponsors: House- Giallombardo, Senate- Hutson

Summary: The Bill prohibits state agencies and local governments from paying or otherwise complying with a ransomware incident. The bill requires counties and municipalities (local governments) to report cybersecurity and ransomware incidents to the sheriff and State Watch Office (SWO) within the Division of Emergency Management. It also requires the submission of action reports to FLDS following a cybersecurity or ransomware incident; it requires employees to undergo certain cybersecurity training within 30 days of employment and annually thereafter; and it requires the adoption of cybersecurity standards that safeguard the local government's data and information technology (IT).

Impact to Tampa Bay Water: The Bill prohibits state agencies and local governments such as Tampa Bay Water's member governments, from paying or otherwise complying with a ransomware incident.

House Status: The Bill has passed the House and been enrolled.

Senate Status: The Bill has passed the Senate and been sent to the House in messages.

HB 7057/SB 1694- Public Records and Public Meetings/Cybersecurity Incident or Ransomware Incident

Sponsors: House- Giallombardo, Senate- Hutson

Summary: The Bill provides exemption from public records requirements for certain information related to cybersecurity or ransomware incident held by local government, state agency, or sheriff; authorizes disclosure of confidential & exempt information under certain circumstances; provides exemption from public meetings requirements for portions of meeting that would reveal certain information related to cybersecurity or ransomware incident held by local government, state agency, or sheriff; requires recording & transcription of

exempt portions of such meetings; provides exemption from public records requirements for such recordings & transcripts; provides for future legislative review & repeal of exemptions; provides statement of public necessity. This Bill is a linked Bill with HB 7055/ SB 1670- Local Government Cybersecurity Act.

Impact to Tampa Bay Water: The Bill prohibits state agencies and local governments such as Tampa Bay Water's member governments, from paying or otherwise complying with a ransomware incident.

House Status: The Bill has passed the House and has been enrolled.

Senate Status: The Bill has passed the Senate and has been sent to the House in messages.

Human Resources

SB 514/HB 317- Workforce Education Requirements

Sponsors: House- DiCeglie; Senate- Burgess

Summary: An act relating to substitution of work experience for postsecondary educational requirements; creating s. 112.219, F.S.; authorizing the head of an employing agency, beginning on a specified date, to elect to substitute certain work experience for postsecondary educational requirements under certain circumstances; prohibiting the substitution of certain work experience for postsecondary educational requirements; providing advertising requirements relating to positions of employment; specifying that certain laws and regulations governing equal opportunity employment apply; providing a definition; providing an effective date.

Impact to Tampa Bay Water: This Bill will have a direct impact on Tampa Bay Water should it pass, in that it will mandate changes in hiring practices.

House Status: The Bill has passed the House and has been enrolled.

Senate Status: The Bill has passed the Senate and has been sent to the House in messages.

SB 7038/HB 5007- Retirement

Sponsors: Senate- Government Oversight and Accountability; House- Appropriations

Summary: Revising the employer contribution rates for the retiree health insurance subsidy as of a specified date; revising required employer retirement contribution rates for each membership class of the Florida Retirement System, etc.

Impact to Tampa Bay Water: The Bill would change employer contributions.

House Status: The Bill was amended and passed and sent to the Senate.

Senate Status: The Bill has been added to the tax package and is being negotiated in the budget process.

Possible Funding Sources

SB 356/HB 201- Sales Tax Holiday for ENERGY STAR and WaterSense Products

Sponsors: Senate- Jones; House- Daley

Summary: Providing a sales tax exemption for certain ENERGY STAR and WaterSense products during a specified timeframe; defining terms; authorizing the Department of Revenue to adopt emergency rules, etc.

Impact to Tampa Bay Water: This Bill could have a direct impact to Tampa Bay Water's Water Wise program as it creates a sales tax holiday for low-flow toilets and other household items.

House Status: The Bill was added to the tax package and is being negotiated in the budget process.

Senate Status: The Bill has passed the Commerce and Tourism Committee, and the Finance and Tax Committee. Its last stop before being floor ready is the Appropriations Committee.

SB 1940/HB 7053- Statewide Sea-Level Rise and Resilience

Sponsors: Senate- Brodeur; House- Duggan

Summary: Establishing the Statewide Office of Resilience within the Executive Office of the Governor; providing for the appointment of a Chief Resilience Officer; requiring the Department of Transportation to develop a resilience action plan for the State Highway System; revising the projects the Department of Environmental Protection may fund within the Resilient Florida Grant Program; extending the dates by which the department must complete a comprehensive statewide flood vulnerability and sea-level rise data set and assessment; requiring the Florida Flood Hub for Applied Research and Innovation to provide tidal and storm surge flooding data to counties and municipalities for vulnerability assessments, etc.

Impact to Tampa Bay Water: The Bill recently was recently amended to include regional water supply authorities, making Tampa Bay Water eligible to submit qualifying projects to be funded from the Resilient Florida Grant Program.

House Status: The Bill has passed the House.

Senate Status: The Senate took up the House's version and passed it. It is now enrolled.

Miscellaneous

HB 309/SB 856- Private Provider Inspections of Onsite Sewage Treatment and Disposal System

Sponsors: House- Fetterhoff; Senate- Brodeur

Summary: An act relating to private provider inspections of onsite sewage treatment and disposal systems; amending s. 381.0065, F.S.; authorizing private provider inspections of onsite sewage treatment and disposal systems under certain conditions; prohibiting the Department of Environmental Protection from charging certain inspection and permit fees; specifying requirements for private providers and onsite sewage treatment and disposal system owners and authorized contractors; authorizing the department to audit the performance of such inspections; providing audit conditions and construction; providing an effective date.

Impact to Tampa Bay Water: This Bill is of interest, due to its impact to member governments and wastewater, but does not have a direct impact to Tampa Bay Water.

House Status: The Bill has been laid on the table.

Senate Status: The Senate has passed the Bill and sent it to the House in messages.

SB 882/ HB 761- Inventories of Critical Wetlands

Sponsors: Senate- Brodeur; House- Truenow

Summary: Requiring each water management district governing board, in cooperation with local governments, to develop a list of critical wetlands for acquisition using funds from the Land Acquisition Trust Fund; requiring the boards to consider certain criteria when including wetlands on the list, etc.

Impact to Tampa Bay Water: This Bill will not directly impact Tampa Bay Water but may have impact on member governments and the Southwest Florida Water Management District.

House Status: The Bill has passed the House and was sent to the Senate in messages.

Senate Status: The Senate has passed the Bill and it has been enrolled.

SB 1326/HB 513- Comprehensive Review Study of the Central and Southern Florida Project

Sponsors: Senate- A. Rodriguez; House- Bartleman

Summary: The Bill requires the South Florida Water Management District to prepare and submit a consolidated annual report regarding the status of the project to the Office of Economic and Demographic Research, the Department of Environmental Protection, the Governor, and the Legislature by a specified date.

Impact to Tampa Bay Water: This Bill does not have a direct impact currently, but there is a chance that some of our facilities could be identified in such a report. We are tracking to stay informed.

House Status: This Bill has passed the House and been enrolled.

Senate Status: The Senate took up the House version and passed it.

HB 1411/SB 1338- Floating Solar Facilities

Sponsors: Senate- Diaz; House- Avila

Summary: The Bill provides legislative findings regarding floating solar facilities; requires floating solar facility to be permitted use in certain land-use categories; requires local governments to promote expanded uses of floating solar facilities by taking specified actions; authorizes county to specify buffer & landscaping requirements; provides exceptions on construction of floating solar facilities; requires Office of Energy within DACS to submit specified recommendations regarding floating solar facilities for certain entities.

Impact to Tampa Bay Water: This Bill would allow Tampa Bay water to construct a floating solar gride at one of our properties should we decide to do such a project.

House Status: The Bill has passed and is enrolled.

Senate Status: The Bill has passed and is enrolled.

Bills that have died due to lack of movement and will no longer appear on the report.

HB 3625– Morris Bridge Wellfield

DATE: March 1, 2022

TO: Board of Directors

THRU: Charles H. Carden, General Manager

FROM: Justin Fox, Engineering Manager

SUBJECT: South-Central Hillsborough County Program Update and the Southern Hillsborough County Supply Expansion: Booster Pump Station, Project 01609; Contract No. 2021-012 Guaranteed Maximum Price (GMP) Proposal No.5 for the Brandon Urban Dispersed (BUD) Well No.7 Improvements - *Approve*

SUMMARY

Tampa Bay Water and Hillsborough County staff continue to develop additional pumping and transmission (pipeline) capacity to increase supply to rapidly growing South Hillsborough County through the August 2020 Memorandum of Understanding. A status report is provided at each regular meeting of the Tampa Bay Water Board of Directors until the projects are operational. Tampa Bay Water staff negotiated an additional Guaranteed Maximum Price (GMP) proposal: GMP Proposal No.5 for the Brandon Urban Dispersed (BUD) Well No.7 Improvement requiring a fourth amendment to Contract No. 2021-012. This is the last GMP Proposal for the remaining scope of work of Project 01609. No additional GMP Proposals are anticipated for this project.

SUGGESTED ACTION

Receive South-Central Hillsborough County Program Update status report and approve Amendment No. 4 to Contract No. 2021-012 to include Guaranteed Maximum Price (GMP) Proposal No.5 for the Brandon Urban Dispersed (BUD) Well No.7 Improvements for a Lump Sum Amount of \$719,009.85 inclusive of \$97,437.00 for Owner's Allowance/Contingency provided by the Construction Manager at Risk (CMAR), PCL Construction, Inc. under Contract No. 2021-012.

COST/FUNDING SOURCE

\$719,009.85/Capital Improvements Fund (CIF)

DISCUSSION

Tampa Bay Water continues to meet with Hillsborough County staff to coordinate activities to increase wholesale system capacity to serve South-Central Hillsborough County. Wholesale facilities being developed include: expansion to the existing Regional High Service Pump Station; a new booster pump station on the existing Brandon Transmission Main to increase its capacity by at least 5 million gallons per day (mgd) and a new pipeline system to deliver up to an additional 65 mgd of water supply.

Regional Facility High Service Pump Station Expansion (Project 07010):

This project is located at the Regional Facility High Service Pump Station and will increase the existing regional water firm pumping capacity by 10-12 mgd average and 20 to 22 mgd maximum day at the Regional Facility Site High Service Pump Station – the main pump station for the region’s wholesale water system. This project is receiving up to \$1,200,000 of funding through the Southwest Florida Water Management District's (District) Cooperative Funding Initiative.

- Construction activities completed in early March 2022. Project will be brought to the Board for close-out later this Spring.

Brandon Booster Station (Project 01609):

The project includes acquiring fee property and the design, permitting, and construction of a new in-line booster station in Brandon. The Brandon Booster Station has been designed to have flow-boosting capacity of 20 mgd with a net gain in transmission line flow of approximately 5 to 7 mgd. This project will receive up to \$3,800,000 through the District's Cooperative Funding Initiative.

- Issued Notices to Proceed for Guaranteed Maximum Price (GMP) Packages 1, 2, 3, 4, and 6.
- Material has begun to arrive on site and TECO has begun their upgrades to the electrical system feeding the Booster Station site.
- Approval of GMP package 5 is presented in detail below for the Board's approval.

Pipeline System (Projects 01610/01616):

This project includes the construction of a new transmission main to the South Hillsborough County Area. When completed, the project will be able to provide an additional 65 mgd of new supply to South Hillsborough County. This project will be co-funded from the District's Cooperative Funding Initiative.

- Initiated route studies; project teams are collecting data on potential routes and weighting selection criteria.

Spring 2022 Program:

Delivery of drinking water to the South-Central Hillsborough service area continues to rapidly increase

and peaked at 71 mgd during the spring 2021 dry season. Tampa Bay Water's Brandon Booster Station will be on line in 2024 and the South Hillsborough Pipeline on line in 2028. To meet increasing demands between now and then, Tampa Bay Water and Hillsborough County are coordinating activities and have screened several projects that can help increase water supply in an early-action program within the wholesale and retail systems. In addition, the agency and the County are exploring demand management options. Making progress on several initiatives at the same time is necessary. The most promising supply-side initiatives for Tampa Bay Water to provide benefit as early as spring 2022 are:

- Remove the control valve bottleneck on the existing Brandon Transmission Main. This was approved in GMP 1 by the Board of Directors and is scheduled for completion by spring 2022.
- Seek an increased capacity re-rate from the Florida Department of Environmental Protection for the Lithia Hydrogen Sulfide Treatment Facility. Field testing for the capacity re-rate occurred in early January. Consultant and staff are currently evaluating the testing data.
- Install a temporary booster pumping station on the Brandon Booster Station site. Guaranteed maximum price proposals for temporary pumping equipment and installation of pre-purchased piping materials have been approved and purchase orders are being issued.
- The Demand Management Task Force continues to meet monthly. The task force is comprised of Hillsborough County staff, Tampa Bay Water staff, Florida Friendly Landscaping program staff, a University of Florida extension agent specialist, and a consultant from Hazen Sawyer. The group is mainly targeting outdoor water use. The Florida Friendly Landscaping (FFL) has conducted outreach by mail to 351 HOAs to promote their landscape and water saving services and the Tampa Bay Water Wise program. The county is finalizing their letter that will go out to about 2,000 customers who are eligible for the smart irrigation controller and/or the shallow well. Code enforcement is including the highest water-using HOAs in their activities, and provides FFL and Tampa Bay Water Wise literature with their warnings and citations. In addition, the task force identified a group of homeowners (about 40) who are connected to reclaimed water but using potable water for outdoor irrigation. The County is planning to contact those customers to ask them to switch back to reclaimed water. Lastly, agency staff will begin to reach out to multi-family property owners and large commercial customers directly - in coordination with the County - to promote the Tampa Bay Water Wise program.

Short-Term Plan for Additional Water Supply

The Tampa Bay Water Board approved a permit application for the South-Central Hillsborough Regional Wellfield at the January meeting to increase the annual average permit limit from 24.1 mgd to 24.95 mgd. The application was submitted to the Southwest Florida Water Management District on February 28, 2022 as arbitration of the permit application was not requested by a Host Member Government. The increase in the annual average quantity will revert back to 24.1 mgd when the new regional transmission main is placed in service. Additional environmental monitoring will occur while the increased annual average permit rate is in effect. Staff anticipate that the modified permit will be issued in May 2022 by the District.

Hillsborough County and Tampa Bay Water staff have discussed the tie-in of two or more production wells to supply water to the County's Water Resources Department at the Ag-Mart property as a new

potential short-term solution for additional water supply for the South County area. Specifically, this includes equipping the recently completed test production well, drilling and equipping one or more additional production wells, and constructing connecting pipelines to deliver the water to the County's Ag-Mart Water Resources property. This concept could be used until the South Hillsborough Pipeline is completed in 2028 or it could remain on-line as part of the proposed South Hillsborough Wellfield (via SHARP credits) which is one of the three water supply concepts being evaluated as part of the Agency's Long-term Master Water Planning efforts. The short-term concept includes the need to:

- Identify location(s) for additional production well(s)
- Identify the location and type of water treatment needed and responsible entity
- Identify a preliminary implementation schedule to confirm when the short-term plan can come on-line
- Obtain fee and easement interests for the well(s) and pipelines on the Ag-Mart Environmental Land Acquisition and Protection Program site and/or the Ag-Mart Water Resources Department site, and support during the County's development review process.
- Obtain a Water Use Permit based on commitments for county injection of reclaimed water into its SHARP wells authorized under operating permits
- Identify the term for operation of the short-term plan
- Estimate the capital and operating costs
- Identify funding source(s) for the work

The short-term solution could potentially provide a yield of 1.6 to 4.5 million gallons per day of additional water supply.

Brandon Booster Station - GMP No. 5

The Board approved the construction of the Brandon Booster Station and approved a Construction Manager at Risk (CMAR) contract with PCL Construction, Inc. The CMAR is a delivery method which entails a commitment by the Construction Manager to deliver the project within a Guaranteed Maximum Price (GMP) which is based on the construction documents and specifications at the time plus any reasonably inferred items or tasks. The booster station has had several GMP proposals brought before the Board for approval. GMP Proposal No.1 for the Lithia Regional Point of Connection Flow Control Valve and GMP Proposal No.2 for Early Equipment Procurement were approved by the Board at the August 2021 Board meeting. GMP Proposal No. 3 for the Temporary Pumping System and GMP Proposal No.4 for Underground Piping installation were approved by the Board at the November 2021 Board meeting. GMP Proposal No.6 for the Brandon Booster Station General Construction was approved by the Board at the January 2022 meeting. This is the last GMP Proposal for the remaining scope of work. No additional GMP Proposals are anticipated.

GMP proposal No.5 for the Brandon Urban Dispersed (BUD) Well No.7, includes all pricing for the complete replacement of the submersible well pump, pump head, VFD, and associated electrical gear necessary for complete operation of a new 250HP well pump. With the exception of the Owner's Allowance/Contingency values, to the extent the cost of this Project Task exceeds the GMP, the Construction Manager will bear such costs in excess of the GMP without reimbursement or additional

compensation from Tampa Bay Water.

GMP proposal No.5 has been reviewed by Tampa Bay Water staff and the Engineer of Record, CHA Consulting, Inc. Staff requests Board approval of the negotiated GMP Proposal No.5 to PCL Construction, Inc. for a Lump Sum Amount of \$719,009.85 inclusive of \$97,437.00 for Owner's Allowance and authorize the Chair and General Manager to execute Amendment No.5 to Contract No. 021-012. Upon approval of GMP Proposal No.5 by the Board, the CMAR Contract will be amended to implement the GMP Proposals, commencing the Construction Phase of the scope included in Proposal GMP No.5.

BACKGROUND

Tampa Bay Water and Hillsborough County staff continue to develop additional pumping and transmission (pipeline) capacity to increase supply to rapidly growing South Hillsborough County. The Board approved the construction of a new in-line booster station as an interim solution to provide 5 to 7 million gallons per day (mgd) while other larger capacity projects are brought online. This project is an entirely new asset to increase delivery capacity to the Regional Delivery Point of Connection at the Lithia Water Treatment Plant from the existing Brandon-South Central Transmission Main. Upgrades at Lithia Regional Point of Connection and Brandon Urban Dispersed (BUD) well site 7 are essential to the success of this goal. The August 2020 Memorandum of Understanding provides for a status report at each regular meeting of the Tampa Bay Water Board of Directors until the projects are operational.

Historic drinking water supply initiatives in South Hillsborough County

In the 1980's, the West Coast Regional Water Supply Authority (the predecessor agency to Tampa Bay Water) constructed temporary supply, treatment and pumping facilities to maintain pressure on behalf of the County and constructed the South-Central Hillsborough Regional Wellfield (SCHRWF), the Lithia Treatment Plant, the 42, 36 and 24-inch south county transmission mains and Brandon Transmission mains. The agency retained the wellfield but turned over the treatment, pumping, and transmission facilities to the County.

Again, in the early 2000's, some of the facilities built in the 1980's were nearing capacity, and Tampa Bay Water constructed temporary pumping and treatment facilities under a joint project agreement for the county's use while the county completed construction of its Central Water Treatment and Pumping Facility. Tampa Bay Water also provided a new Point of Connection to the new Central facility to provide access the larger Regional System. The supply initiatives of the early 2000's are now nearing capacity.

As of the end of Water Year 2021, Tampa Bay Water supplied 50 million gallons per day (mgd) to the south county area, nearing but not exceeding the existing wholesale system capacity for two of the three Points of Connection that supply the south county area.

New Point of Connection

A new Point of Connection was contemplated in the 2020 Memorandum of Understanding approved by Tampa Bay Water and Hillsborough County, and Section 10 of the 1998 Master Water Supply Contract provides for changes to Points of Connection at the cost of the requesting party. Hillsborough County requested a new Point of Connection for its South Hillsborough service area and Tampa Bay Water's Board approved the request in July 2021.

Joint Project Agreement

In October, a final Joint Project Agreement with Hillsborough County for Segment B was fully approved by Tampa Bay Water and Hillsborough County.

Cooperative Funding

Tampa Bay Water applied in October 2020 for co-funding through the Southwest Florida Water Management District (District) Cooperative Funding Initiative for the new regional system transmission main. The Project is a regional project and was ranked high by the District. Initial co-funding for eligible costs (up to the Basis of Design Report included in Task 1) was approved by the District. Upon completion of the Basis of Design Report, the District will conduct a third-party review to consider approval of additional co-funding to complete design and construct the pipeline. The District will fund up to 50% for eligible project costs (currently estimated at \$145 million). The County and Tampa Bay Water have entered into a Joint Project Agreement in October 2021 for funding of the portion of the Pipeline that is not funded by the District.

Attachment (1)

[GMP-5 BUD Well No. 7 - Final](#)

[C.1 South Central Hillsborough Program Update and Brandon Booster Station GMP5 Presentation](#)



CONSTRUCTION

Southern Hillsborough County Supply Expansion:

Booster Pump Station

**Brandon Urban Dispersed (BUD) Well
No. 7 Improvements – GUARANTEED
MAXIMUM PRICE (GMP) No. 5**

Tampa Bay Water Project No. 01609

3/3/2022



Southern Hillsborough County Supply
Expansion: Booster Pump Station
Tampa Bay Water Project No. 01609
BUD Well No. 7 GMP-5

TABLE OF CONTENTS

TAB 1	EXECUTIVE SUMMARY
TAB 2	PROJECT SCHEDULE
TAB 3	ASSUMPTIONS / CLARIFICATIONS
TAB 4	SUBCONTRACTOR RECOMMENDATIONS
TAB 5	SCHEDULE OF VALUES, STAFF RATES, AND DETAILED ESTIMATE
TAB 6	PRICE PROGRESSION LOG
TAB 7	LIST OF DOCUMENTS



**Southern Hillsborough County Supply
Expansion: Booster Pump Station
Tampa Bay Water Project No. 01609
BUD Well No. 7 GMP-5**

TAB 1

EXECUTIVE SUMMARY



Southern Hillsborough County Supply
Expansion: Booster Pump Station
Tampa Bay Water Project No. 01609
BUD Well No. 7 GMP-5

Executive Summary:

PCL presents the following Guaranteed Maximum Price as part of the overall Brandon Booster Station Project. This Guaranteed Maximum Price includes all labor, equipment, material, supervision, bonds and insurances necessary to complete the rehabilitation of BUD Well No 7. This GMP submission represents the final work package being presented to Tampa Bay Water for approval for the complete Brandon Booster Station project.

- GMP-1 Lithia Point of Connection (Approved 8/16/2021)
- GMP-2 Early Equipment Procurement (Approved 8/16/2021)
- GMP-3 Brandon Booster Station Temporary Pumping System (Approved 11/15/2021)
- GMP-4 Brandon Booster Station Underground Piping Installation (Approved 11/15/2021)
- **GMP-5 BUD 7 Well Improvements (Current Submission)**
- GMP-6 Brandon Booster Station General Construction (Approved 1/24/2022)

Scope of Work:

This GMP contains all pricing for the replacement of the submersible well pump, pump head, VFD, and associated electrical gear necessary for complete operation of a new 250HP well pump. Work includes removal of the existing submersible pump and VFD, supply of new distribution panel and increasing the feeder wire for service to the well house.

Date of Guaranteed Maximum Price:

March 3, 2022

Estimating Methodology Used:

In development of the Guaranteed Maximum Price, PCL used BEST Estimating software. PCL has solicited subcontractor pricing for all proposed bid packages and materials and has compiled the final Guaranteed Maximum Price using the most qualified and complete pricing as reflected in Tab 4.

Documents Used:

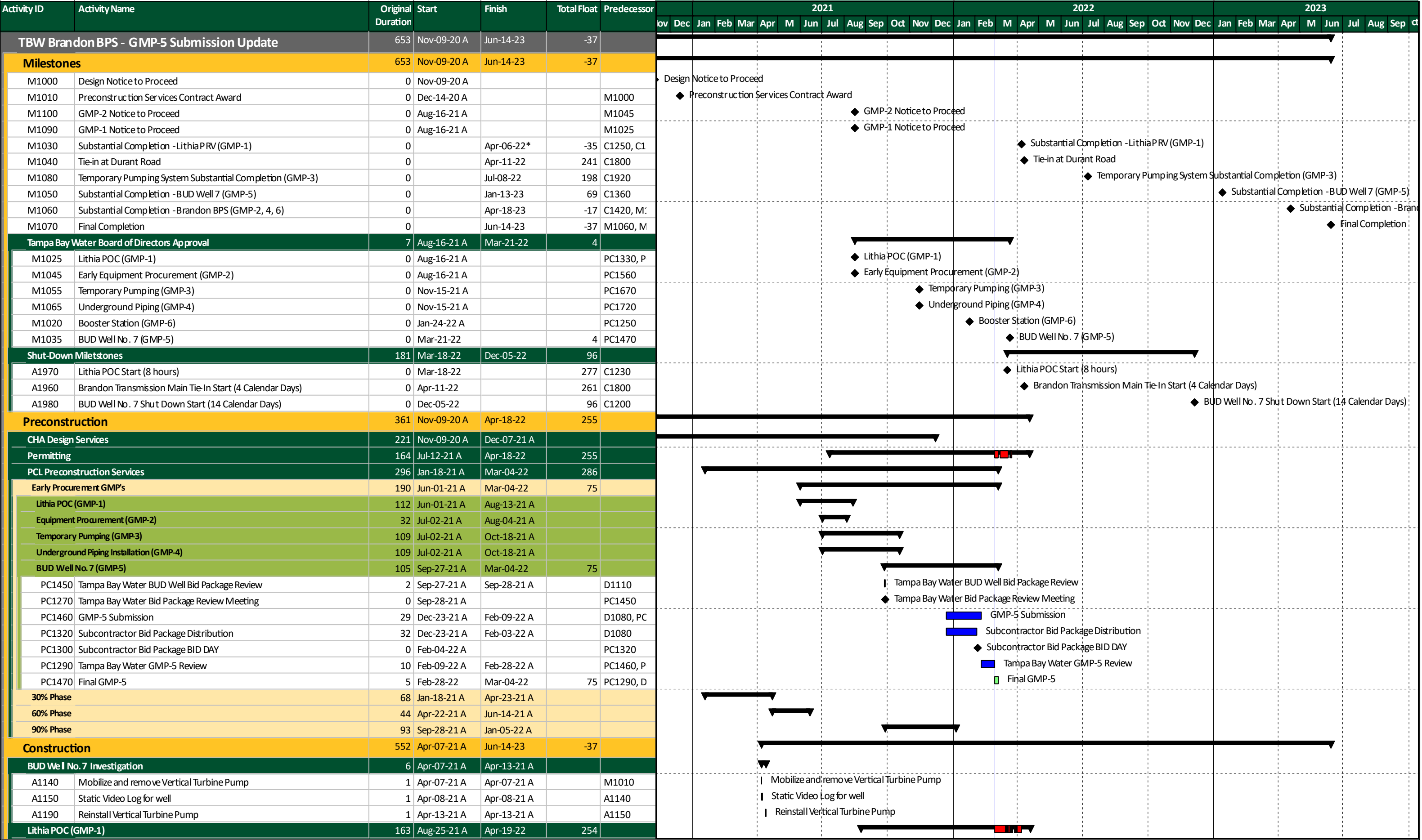
Reference the List of Documents table on TAB 7.



Southern Hillsborough County Supply
Expansion: Booster Pump Station
Tampa Bay Water Project No. 01609
BUD Well No. 7 GMP-5

TAB 2

PROJECT SCHEDULE



Activity ID	Activity Name	Original Duration	Start	Finish	Total Float	Predecessor	2021												2022												2023																																																																																																																																																																																																																																																																																																																																																																																																																																																																																																																																																																																																																																																																																																																																																																																																																																																																																																																																																																																																																																																																																																																																																																																																																																																																																																																																																																																																																																																								
							Nov	Dec	Jan	Feb	Mar	Apr	M	Jun	Jul	Aug	Sep	Oct	Nov	Dec	Jan	Feb	M	Apr	M	Jun	Jul	Aug	Sep	Oct	Nov	Dec	Jan	Feb	Mar	Apr	M	Jun	Jul	Aug	Sep	Oct																																																																																																																																																																																																																																																																																																																																																																																																																																																																																																																																																																																																																																																																																																																																																																																																																																																																																																																																																																																																																																																																																																																																																																																																																																																																																																																																																																																																																																													
BUD Well #7 Replacement (GMP-5)		207	Mar-21-22	Jan-13-23	69																																																																																																																																																																																																																																																																																																																																																																																																																																																																																																																																																																																																																																																																																																																																																																																																																																																																																																																																																																																																																																																																																																																																																																																																																																																																																																																																																																																																																																																																																		



Southern Hillsborough County Supply
Expansion: Booster Pump Station
Tampa Bay Water Project No. 01609
BUD Well No. 7 GMP-5

TAB 3

ASSUMPTIONS/CLARIFICATIONS



**Southern Hillsborough County Supply
Expansion: Booster Pump Station
Tampa Bay Water Project No. 01609
BUD Well No. 7 GMP-5**

ASSUMPTIONS / CLARIFICATIONS

GENERAL NOTES

1. This GMP is based on the Southern Hillsborough County Supply Expansion: Booster Pump Station C-BUD 7 Well Improvements Bid Drawings and Specifications provided by CHA dated December 2021.
2. The Scope of the BUD Well No. 7 GMP-5 specifically includes the following items.
 1. BUD Well No. 7 GMP-5:
 1. Removal of existing submersible pump, piping, and well head to be turned over to Tampa Bay Water Operations staff.
 2. Supply and installation of new 250 HP submersible pump, piping, and well head necessary for complete operation of pump.
 3. Supply and installation of new 250 HP VFD for submersible pump.
 4. Supply of new DP Distribution Panel sized to meet new 600 AMP load and new main disconnect.
 5. New feeder wire from TECO transformer to DP panel sized for 600 AMP load.
 6. Commissioning of the BUD Well No. 7 and turn-over to Tampa Bay Water Operations.
 2. Items not covered in this GMP Proposal:
 1. Disinfection and flushing of BUD Well No. 7 prior to returning to service.
3. This GMP assumes that a two (2) week shutdown of BUD Well No. 7 will be provided. All work will be performed during normal business hours Monday through Friday between 7 am and 5 pm.
4. This GMP assumes total aggregate liability for the contract be limited to the value of the GMP.
5. This GMP assumes that a mutual waiver of consequential damages be considered.
6. This GMP does not include hazardous materials management. Owner is generator of any pre-existing hazardous material. Any hazardous material encountered will be addressed by utilizing the Owner Contingency.
7. Refer to the attached billable rates matrix in TAB 5 for all management, labor, and equipment to be charged to the project, allowances, and contingencies.
8. CMAR and Owner will work together to review the Allowance/Contingency Items and amounts based on design information and mutually concur that the Allowance/Contingency values constitute reasonable estimates. Nothing herein is intended to constitute a guarantee by CMAR that the Allowance/Contingency Items in question will be performed for the values stated herein.
9. All required permitting will be handled via the Owner's Permit Allowance. This allowance is to be utilized for the changes to the drawings/specifications resulting from the Building Department review; this may include added or changed construction work.
10. Due to escalation concerns, pricing is contingent upon receiving GMP approval at the March 21, 2022 Tampa Bay Water Board Meeting.



Southern Hillsborough County Supply
Expansion: Booster Pump Station
Tampa Bay Water Project No. 01609
BUD Well No. 7 GMP-5

TAB 4

SUBCONTRACTOR RECOMMENDATIONS



Southern Hillsborough County Supply
Expansion: Booster Pump Station
Tampa Bay Water Project No. 01609
BUD Well No. 7 GMP-5

SUBCONTRACTOR RECOMMENDATIONS

PCL solicited pricing from various subcontractors and provided a self-perform number for three (3) of the bid packages of the Brandon Booster Station which can be seen on the following Subcontractor Selection Summary. Any bidders that declined the invitation or did not provide a bid on the required date have been listed as such, and full documentation of project correspondence has been provided to Tampa Bay Water for review.

Each subcontractor was contacted to review their bid and verify scope and any changes to their bid from those submitted on bid day will be shown in the Subcontractor Selection Summary. Documentation for those changes has also been provided to Tampa Bay Water. The values listed in the Subcontractor Selection Summary reflect any additions and/or modifications needed to make an accurate comparison between companies. PCL's recommendation for award is as follows:

1. BP 5.1 Mechanical Package:

A.C. Schultes of Florida, Inc.

PCL reviewed the quotes, quantities, and documents submitted by each Subcontractor for the scope of work and confirmed that A.C. Schultes had the required experience and provided the best value for the project. An additional 1.35% was added to all vendors to account for PCL's required Default Insurance. PCL recommends carrying the final pricing by A.C. Schultes of **\$233,105** as the lump sum value for this scope of work.

2. BP 5.2 Electrical Systems Package:

B.L. Smith

PCL reviewed the quotes, quantities, and documents submitted by each Subcontractor for the scope of work and recommends including BL Smith as the Electrical Subcontractor for this work to keep communication consistent and maintain a single point of contact for the entire project. Although BL's bid was approximately \$11,000 higher than the low bid, BL has included replacement of the existing DP panel instead of retrofitting the existing panel with a larger bus bar and new current transformer. This was carried by two of the bidders in response to concerns from Square D over the time frame for the shutdown and potential complications with a retrofit upgrade. During review of the GMP-5 documents, BL Smith also made a recommendation to replace the feeder wire from the TECO transformer to the DP panel due to code concerns over the allowable wire size vs what is currently in place. PCL has carried the additional \$33,500 necessary for this change to prevent any reductions in project allowances during construction. This amount will be carried as its own bid item. BL Smith was selected as the electrician for GMP-1 and GMP-6 and has been involved in pricing and providing constructability reviews from the 30% design phase. An additional 1.35% was added to all vendors to account for PCL's required Default Insurance. PCL recommends carrying the final pricing by BL Smith of **\$252,462.85** as the lump sum value for this scope of work.

PCL CONSTRUCTION, INC.

Southern Hillsborough County Supply Expansion: Booster Pump Station

BUD Well No. 7 GMP-5

Project No. 01609

**Bid Package Matrix****Subcontractor Selection Summary**

Item	Bid Package Description	Vendor No. 1	Vendor No. 2	Vendor No. 3
1	BP 5.1 Mechanical Package:	A.C. Schultes	Bearing Point Construction	Youngquist Brothers
	<i>Remove existing well pump and all mechanical appurtenances</i>	\$ 15,000.00	\$ 65,046.00	NO BID
	<i>Furnish and install new submersible pump, well head, and all appurtenances (VFD by others)</i>	\$ 210,000.00	\$ 200,000.00	
	<i>Start-up Services</i>	\$ 5,000.00	\$ 3,650.00	
	<i>Default Insurance (1.35%)</i>	\$ 3,105.00	\$ 3,627.40	\$ -
	Total	\$ 233,105.00	\$ 272,323.40	NO BID

Item	Bid Package Description	Vendor No. 1	Vendor No. 2	Vendor No. 3
1	BP 5.2 Electrical Package	BL Smith	Windemuller	Miller Electric
	<i>Electrical conduit, wiring, and terminations</i>	\$ 42,445.00	\$ 24,376.00	\$ 204,200.00
	<i>Remove existing 200HP VFD and install new 250HP VFD</i>	\$ 173,155.00	\$ 165,000.00	\$ 105,150.00
	<i>Start-up Services</i>	Incl.	\$ 15,000.00	\$ 7,500.00
	<i>Upgrade Feeder wire from TECO Transformer to DP Panel</i>	\$ 33,500.00	N/A	N/A
	<i>Default Insurance (1.35%)</i>	\$ 3,362.85	\$ 2,759.08	\$ 4,277.48
	Total	\$ 252,462.85	\$ 207,135.08	\$ 321,127.48

*Subcontractor Default Insurance carried for all subcontracted work



Southern Hillsborough County Supply
Expansion: Booster Pump Station
Tampa Bay Water Project No. 01609
BUD Well No. 7 GMP-5

TAB 5

SCHEDULE OF VALUES,
STAFF RATES,
AND DETAILED ESTIMATE

Southern Hillsborough County Supply Expansion: Booster Pump Station

Brandon Booster Station

Project No. 01609

BUD Well No. 7 GMP-5



Schedule of Values

Item No.	Description	Unit	QTY	Unit Price	Total Amount
1	CMAR Contingency (5% of Items 2 - 4)	GMP			\$ 24,437.00
2	CMAR Services - Division 1 (.05%)	GMP			\$ 3,165.00
3	BP 5.1 Mechanical Package:	Lump Sum			\$ 233,105.00
4	BP 5.2 Electrical Package	Lump Sum			\$ 218,962.85
5	Feeder Wire Upgrade from Transformer to DP Panel	Lump Sum			\$ 33,500.00
6	General Conditions (9%)	Lump Sum			\$ 59,530.00
7	Fee (15% of Items 2 - 4)	GMP			\$ 73,310.00
8	Project Permit Allowance	GMP			\$ 5,000.00
9	3rd Party Testing Allowance	GMP			\$ 3,000.00
10	Public Relations Allowance	GMP			\$ 15,000.00
11	Owner's Allowance	GMP			\$ 50,000.00

PROPOSED TOTAL CONTRACT PRICE					\$ 719,009.85
--------------------------------------	--	--	--	--	----------------------

This SOV is for bidding purposes only and a separate detailed SOV will be developed and used for construction pay applications

PCL CONSTRUCTION, INC.

Southern Hillsborough County Supply Expansion: Booster Pump Station

BUD Well No. 7 GMP-5

Project No. 01609

Management and Staff Rates



Description of Management and Staff

Billable Rate

<i>Description of Management and Staff</i>		<i>Billable Rate</i>
<i>PCL Construction:</i>		
Principal in Charge	\$	238.00 /hr
Project Manger	\$	140.00 /hr
Construction Manager	\$	130.00 /hr
Project Engineer	\$	102.00 /hr
Preconstruction Manger	\$	120.00 /hr
Superintendent	\$	135.00 /hr
Senior Estimator	\$	115.00 /hr
Scheduler	\$	140.00 /hr
BIM Modeler	\$	110.00 /hr
Safety Supervisor	\$	112.00 /hr
Admin Assistant	\$	48.00 /hr
Skilled Laborer	\$	48.00 /hr
Unskilled Laborer	\$	34.00 /hr
Pipe Layer	\$	64.00 /hr
Foreman	\$	90.00 /hr
Operator	\$	65.00 /hr

* All equipment will be billed per Blue Book rates per current version of equipment watch.



Date **March 02, 2022**

Time **2:51:18 PM**

BE Number **BE210872-GMP5_ASBD**

Opportunity No

Owner File No

Estimator **Eric Nash**

PCL Construction, Inc.

Civil Infrastructure - Tampa Special Projects

BUD Well 7 GMP-5

GMP-5

Project **TBW Brandon BBS BUD 7 Well GMP-5**

Location **Valrico, FL, USA**

Owner **Tampa Bay Water**

Designer **CHA Consulting, Inc.**

Project Start **February 7, 2022**

Completion **January 13 2023**

Based on information presently available and furnished to PCL by the owner, architect and/ or others and various assumptions which have been made as to facts not yet known, this construction price estimate has been prepared and furnished for the sole purpose of providing approximation of anticipated construction price. This construction estimate should not, at this time, be relied upon as a commitment that the contemplated project can or will be constructed for the estimated price.



PCL Construction. Inc.
Civil Infrastructure - Tampa Special Projects
BUD Well 7 GMP-5 Summary

Summary Page 1 of 2
Mar 02, 2022
2:51:18 PM

BE Number **BE210872-GMP5_ASBD**
Opportunity No
Owner File No
Project **TBW Brandon BBS BUD 7 Well GMP-5**
Location **Valrico, FL, USA**
Owner **Tampa Bay Water**
Designer **CHA Consulting, Inc.**

Eric Nash
Project Start **Feb 07, 2022**
Completion **Jan 06, 2023**
Functional Units
Area

Based on information presently available and furnished to PCL by the owner, architect and/ or others and various assumptions which have been made as to facts not yet known, this construction price estimate has been prepared and furnished for the sole purpose of providing approximation of anticipated construction price. This construction estimate should not, at this time, be relied upon as a commitment that the contemplated project can or will be constructed for the estimated price.

Summary Item Description	Quantity	UOM	% Total Price	Item Price /Bldg. Area	Unit Price	Total Price
DIRECT PRICE						
BUD-7 Bid Packages	1	LS				
BUD-7 Div. 1	1	LS	0.49%	---	---	3,165
Mechanical Package	1	LS	36.10%	---	---	233,105
Electrical Package	1	LS	39.10%	---	---	252,463
BUD-7 Bid Packages	1	LS	75.69%	---	---	488,733
DIRECT PRICE			75.69%	---	---	488,733
Allowances and Contingencies						
BUD-7 CMAR Contingency	1	LS	3.78%	---	---	24,437
BUD-7 Owner's Project Permit Allowance	1	CA	0.77%	---	---	5,000
BUD-7 Owner's 3rd Party Testing Allowance	1	CA	0.46%	---	---	3,000
Public Relations Allowance	1	LS	2.32%	---	---	15,000
Owner's Allowance	1	CA	7.74%	---	---	50,000
Allowances and Contingencies			15.09%	---	---	97,437
GENERAL CONDITIONS						
BUD-7 GC's	1	LS				
BUD-7 Project Staff	1	LS	9.22%	---	---	59,530
BUD-7 GC's	1	LS	9.22%	---	---	59,530
GENERAL CONDITIONS			9.22%	---	---	59,530



PCL Construction, Inc.
Civil Infrastructure - Tampa Special Projects
BUD Well 7 GMP-5 Detail

Detail Page 1 of 14

Mar 02, 2022

2:51:20 PM

BE Number **BE210872-GMP5_ASBD**
 Opportunity No
 Owner File No
 Project **TBW Brandon BBS BUD 7 Well GMP-5**
 Location **Valrico, FL, USA**
 Owner **Tampa Bay Water**
 Designer **CHA Consulting, Inc.**

Eric Nash
 Project Start **Feb 07, 2022**
 Completion **Jan 06, 2023**
 Functional Units
 Area

Proprietary and Confidential

Based on information presently available and furnished to PCL by the owner, architect and/ or others and various assumptions which have been made as to facts not yet known, this construction price estimate has been prepared and furnished for the sole purpose of providing approximation of anticipated construction price. This construction estimate should not, at this time, be relied upon as a commitment that the contemplated project can or will be constructed for the estimated price.

BUD-7 Div. 1 1.00 LS

Row #	Summary Item Description	Quantity UOM	% Total Price	Item Price /Bldg. Area	Unit Price	Total Price
BUD-7 Div. 1		1.00 LS				
Div. 01505 - Mobilization		1.00 LS				
Site Services		1.00 LS				
Portable Toilet		2 MO	0.0542%	---	175.00	350
Site Services		1.00 LS	0.0542%	---	---	350
First Aid & Safety STS		100.00 %				
Medical/Drug Testing		2 EA	0.0232%	---	75.00	150
*** Estimate for local requirements						
Training & Orientation		2 EA	0.0108%	---	35.00	70
*** Estimate for local requirements						
F.A. & Safety Supplies		1 LS	0.0542%	---	---	350
F.A. & Safety Supplies		LS		2,492.00		
*** Allow 0.120 per Total Man Hours						
Fire Protection		1 LS	0.0116%	---	---	75
First Aid & Safety STS		100.00 %	0.0999%	---	6.45	645
Div. 01505 - Mobilization		1.00 LS	0.1541%	---	---	995
Div. 01590 - Field Office		1.00 LS				
Oper Trailers & Vans		100.00 %				
Tool Trailer		1 MO	0.0232%	---	150.00	150
Oper Trailers & Vans		100.00 %	0.0232%	---	1.50	150
Operate Utilities		1.00 LS				



PCL Construction, Inc.
Civil Infrastructure - Tampa Special Projects
BUD Well 7 GMP-5 Detail

Detail Page 2 of 14

Mar 02, 2022

2:51:20 PM

BE Number **BE210872-GMP5_ASBD**
Opportunity No
Owner File No
Project **TBW Brandon BBS BUD 7 Well GMP-5**
Location **Valrico, FL, USA**
Owner **Tampa Bay Water**
Designer **CHA Consulting, Inc.**

Eric Nash
Project Start **Feb 07, 2022**
Completion **Jan 06, 2023**
Functional Units
Area

Proprietary and Confidential

Based on information presently available and furnished to PCL by the owner, architect and/ or others and various assumptions which have been made as to facts not yet known, this construction price estimate has been prepared and furnished for the sole purpose of providing approximation of anticipated construction price. This construction estimate should not, at this time, be relied upon as a commitment that the contemplated project can or will be constructed for the estimated price.

BUD-7 Div. 1 **1.00 LS**

Row #	Summary Item Description	Quantity UOM	% Total Price	Item Price /Bldg. Area	Unit Price	Total Price
	As a portion of the overall project duration					
	Sewage Billing/Pumping	0.50 MO	0.0194%	---	250.00	125
	Portable Septic Tank	0.50 MO	0.0093%	---	120.00	60
	Site Radios	0.50 MO	0.0093%	---	120.00	60
	Cellular Billing	2 MO	0.0465%	---	150.00	300
	Power/Light Billing	0.50 MO	0.0232%	---	300.00	150
	Site Drinking Water	1 LS	0.0232%	---	---	150
	Operate Utilities	1.00 LS	0.1309%	---	---	845
	Office STS	100.00 %				
	As a portion of the overall project duration					
	Computer Equipment per Ea	2 MO	0.0774%	---	250.00	500
	Office Supplies	0.50 MO	0.0503%	---	650.00	325
	Post & Courier	0.50 MO	0.0155%	---	200.25	100
	Office STS	100.00 %	0.1433%	---	9.25	925
	Div. 01590 - Field Office	1.00 LS	0.2974%	---	---	1,920
	Div. 01710 - Cleaning	1.00 LS				
	Site Services	100.00 %				
	Garbage Pickup - Pickup Bi Monthly	0.50 MO	0.0387%	---	500.00	250
	Site Services	100.00 %	0.0387%	---	2.50	250
	Div. 01710 - Cleaning	1.00 LS	0.0387%	---	---	250

1.00 LS



PCL Construction, Inc.
Civil Infrastructure - Tampa Special Projects
BUD Well 7 GMP-5 Detail

Detail Page 5 of 14

Mar 02, 2022

2:51:20 PM

BE Number **BE210872-GMP5_ASBID**
Opportunity No
Owner File No
Project **TBW Brandon BBS BUD 7 Well GMP-5**
Location **Valrico, FL, USA**
Owner **Tampa Bay Water**
Designer **CHA Consulting, Inc.**

Eric Nash
Project Start **Feb 07, 2022**
Completion **Jan 06, 2023**
Functional Units
Area

Proprietary and Confidential

Based on information presently available and furnished to PCL by the owner, architect and/ or others and various assumptions which have been made as to facts not yet known, this construction price estimate has been prepared and furnished for the sole purpose of providing approximation of anticipated construction price. This construction estimate should not, at this time, be relied upon as a commitment that the contemplated project can or will be constructed for the estimated price.

Mechanical Package 1.00 LS

Row #	Summary Item Description	Quantity UOM	% Total Price	Item Price /Bldg. Area	Unit Price	Total Price
Mechanical Package		1.00 LS				
Submersible Well Pump		1.00 EA				
Manufacturer						
Peerless						
Goulds						
Flowserve						
Purchase, Remove, and Replace Well mp - Subcontractor						
A.C. Schultes			Confirmed bid			
Bearing Point			Confirmed bid			
Youngquist Brothers			NOT bidding			
SubContractor's Info: A.C. Schultes						
SubContractor's Info: Greg Schultes						
SubContractor's Info: 813-781-3021						
Remove existing well pump and all mechanical appurtenances		1 LS	2.3231%	---	---	15,000
Furnish and install new submersible pump, well head, and all appurtenances (VFD by others)		1 LS	32.5229%	---	---	210,000
Start-up Services		1 LS	0.7744%	---	---	5,000
Default Insurance (1.35%)		1 LS	0.4809%	---	---	3,105
Submersible Well Pump		1.00 EA	36.1012%	---	233,105.25	233,105
Mechanical Package		1.00 LS	36.1012%	---	---	233,105



PCL Construction, Inc.
Civil Infrastructure - Tampa Special Projects
BUD Well 7 GMP-5 Detail

Detail Page 6 of 14

Mar 02, 2022

2:51:20 PM

BE Number **BE210872-GMP5_ASBID**
Opportunity No
Owner File No
Project **TBW Brandon BBS BUD 7 Well GMP-5**
Location **Valrico, FL, USA**
Owner **Tampa Bay Water**
Designer **CHA Consulting, Inc.**

Project Start
Completion
Functional Units
Area
Eric Nash
Feb 07, 2022
Jan 06, 2023

Proprietary and Confidential

Based on information presently available and furnished to PCL by the owner, architect and/ or others and various assumptions which have been made as to facts not yet known, this construction price estimate has been prepared and furnished for the sole purpose of providing approximation of anticipated construction price. This construction estimate should not, at this time, be relied upon as a commitment that the contemplated project can or will be constructed for the estimated price.

Electrical Package 1.00 LS

Row #	Summary Item Description	Quantity UOM	% Total Price	Item Price /Bldg. Area	Unit Price	Total Price
Electrical Package		1.00 LS				
Electrical @ BUD-7 Site		1.00 LS				
	Electrical	1.00 LS				
	SubContractor's Info: BL Smith					
	SubContractor's Info: Darren Smith					
	SubContractor's Info: 863-557-8781					
	Electrical conduit, wiring, and terminations	1 LS	6.5735%	---	---	42,445
	Remove existing 200HP VFD and install new 250HP VFD	1 LS	26.8166%	---	---	173,155
	Start-up Services	1 LS	---	---	---	---
	Upgrade Feeder wire from TECO Transformer to DP Panel	1 LS	5.1882%	---	---	33,500
	Default Insurance (1.35%)	1 LS	0.5208%	---	---	3,363
	Electrical @ BUD-7 Site	1.00 LS	39.0991%	---	---	252,463
	Electrical Package	1.00 LS	39.0991%	---	---	252,463



PCL Construction, Inc.
Civil Infrastructure - Tampa Special Projects
BUD Well 7 GMP-5 Detail

Detail Page 7 of 14

Mar 02, 2022

2:51:20 PM

BE Number **BE210872-GMP5_ASBD**

Eric Nash

Opportunity No

Project Start

Feb 07, 2022

Owner File No

Completion

Jan 06, 2023

Project

TBW Brandon BBS BUD 7 Well GMP-5

Functional Units

Location

Valrico, FL, USA

Area

Owner

Tampa Bay Water

Designer

CHA Consulting, Inc.

Proprietary and Confidential

Based on information presently available and furnished to PCL by the owner, architect and/ or others and various assumptions which have been made as to facts not yet known, this construction price estimate has been prepared and furnished for the sole purpose of providing approximation of anticipated construction price. This construction estimate should not, at this time, be relied upon as a commitment that the contemplated project can or will be constructed for the estimated price.

BUD-7 CMAR Contingency 1.00 LS

Row #	Summary Item Description	Quantity UOM	% Total Price	Item Price /Bldg. Area	Unit Price	Total Price
	BUD-7 CMAR Contingency	1.00 LS				
	BUD-7 5% CMAR Contingency	488,733 EA	3.7845%	---	0.050000	24,437
	BUD-7 CMAR Contingency	1.00 LS	3.7845%	---	---	24,437

BUD-7 CMAR Contingency 1.00 LS



PCL Construction, Inc.
Civil Infrastructure - Tampa Special Projects
BUD Well 7 GMP-5 Detail

Detail Page 8 of 14

Mar 04, 2022

12:33:10 PM

BE Number **BE210872-GMP5_ASBID**
Opportunity No
Owner File No
Project **TBW Brandon BBS BUD 7 Well GMP-5**
Location **Valrico, FL, USA**
Owner **Tampa Bay Water**
Designer **CHA Consulting, Inc.**

Project Start
Completion
Functional Units
Area
Eric Nash
Feb 07, 2022
Jan 06, 2023

Proprietary and Confidential

Based on information presently available and furnished to PCL by the owner, architect and/ or others and various assumptions which have been made as to facts not yet known, this construction price estimate has been prepared and furnished for the sole purpose of providing approximation of anticipated construction price. This construction estimate should not, at this time, be relied upon as a commitment that the contemplated project can or will be constructed for the estimated price.

BUD-7 CMAR Contingency 1.00 LS

Row #	Summary Item Description	Quantity UOM	% Total Price	Item Price /Bldg. Area	Unit Price	Total Price
BUD-7 Owner's Project Permit Allowance 1.00 CA						
Project Permit Allowance 1.00 CA						
Building Permits						
Based on the proposed design for the BBS, the following permits are anticipated for the BUD Well No 7						
• Building Permit - Electrical						
It will be the responsibility of the CMAR contractor to submit the permit applications for approval and pull all permits prior to commencement of work.						
Project Permit Allowance 1 CA 0.7744% --- --- 5,000						
Project Permit Allowance 1.00 CA 0.7744% --- --- 5,000						
BUD-7 Owner's Project Permit Allowance 1.00 CA 0.7744% --- --- 5,000						

BUD-7 Owner's Project Permit Allowance 1.00 CA



PCL Construction, Inc.
Civil Infrastructure - Tampa Special Projects
BUD Well 7 GMP-5 Detail

Detail Page 9 of 14

Mar 02, 2022

2:51:20 PM

BE Number **BE210872-GMP5_ASBD**
Opportunity No
Owner File No
Project **TBW Brandon BBS BUD 7 Well GMP-5**
Location **Valrico, FL, USA**
Owner **Tampa Bay Water**
Designer **CHA Consulting, Inc.**

Project Start
Completion
Functional Units
Area
Eric Nash
Feb 07, 2022
Jan 06, 2023

Proprietary and Confidential

Based on information presently available and furnished to PCL by the owner, architect and/ or others and various assumptions which have been made as to facts not yet known, this construction price estimate has been prepared and furnished for the sole purpose of providing approximation of anticipated construction price. This construction estimate should not, at this time, be relied upon as a commitment that the contemplated project can or will be constructed for the estimated price.

BUD-7 Owner's 3rd Party Testing Allowance 1.00 CA

Row #	Summary Item Description	Quantity UOM	% Total Price	Item Price /Bldg. Area	Unit Price	Total Price
	BUD-7 Owner's 3rd Party Testing Allowance	1.00 CA				
	Quality Control Testing Allowance	1.00 CA				
	Quality Control Testing Allowance	1 CA	0.4646%	---	---	3,000
	Quality Control Testing Allowance	1.00 CA	0.4646%	---	---	3,000
	BUD-7 Owner's 3rd Party Testing Allowance	1.00 CA	0.4646%	---	---	3,000

BUD-7 Owner's 3rd Party Testing Allowance 1.00 CA



PCL Construction, Inc.
Civil Infrastructure - Tampa Special Projects
BUD Well 7 GMP-5 Detail

Detail Page 10 of 14

Mar 02, 2022

2:51:20 PM

BE Number **BE210872-GMP5_ASBD**

Eric Nash

Opportunity No

Project Start

Feb 07, 2022

Owner File No

Completion

Jan 06, 2023

Project

TBW Brandon BBS BUD 7 Well GMP-5

Functional Units

Location

Valrico, FL, USA

Area

Owner

Tampa Bay Water

Designer

CHA Consulting, Inc.

Proprietary and Confidential

Based on information presently available and furnished to PCL by the owner, architect and/ or others and various assumptions which have been made as to facts not yet known, this construction price estimate has been prepared and furnished for the sole purpose of providing approximation of anticipated construction price. This construction estimate should not, at this time, be relied upon as a commitment that the contemplated project can or will be constructed for the estimated price.

Public Relations Allowance 1.00 LS

Row #	Summary Item Description	Quantity UOM	% Total Price	Item Price /Bldg. Area	Unit Price	Total Price
	Public Relations Allowance	1.00 LS				
	Public Relations Allowance	1 CA	2.3231%	---	---	15,000
	Public Relations Allowance	1.00 LS	2.3231%	---	---	15,000

Public Relations Allowance 1.00 LS



PCL Construction, Inc.
Civil Infrastructure - Tampa Special Projects
BUD Well 7 GMP-5 Detail

Detail Page 11 of 14

Mar 02, 2022

2:51:20 PM

BE Number **BE210872-GMP5_ASBD**
Opportunity No
Owner File No
Project **TBW Brandon BBS BUD 7 Well GMP-5**
Location **Valrico, FL, USA**
Owner **Tampa Bay Water**
Designer **CHA Consulting, Inc.**

Project Start
Completion
Functional Units
Area
Eric Nash
Feb 07, 2022
Jan 06, 2023

Proprietary and Confidential

Based on information presently available and furnished to PCL by the owner, architect and/ or others and various assumptions which have been made as to facts not yet known, this construction price estimate has been prepared and furnished for the sole purpose of providing approximation of anticipated construction price. This construction estimate should not, at this time, be relied upon as a commitment that the contemplated project can or will be constructed for the estimated price.

Owner's Allowance **1.00 CA**

Row #	Summary Item Description	Quantity UOM	% Total Price	Item Price /Bldg. Area	Unit Price	Total Price
Owner's Allowance		1.00 CA				
	Owner's Allowance	1 CA	7.7435%	---	---	50,000
Owner's Allowance		1.00 CA	7.7435%	---	---	50,000

Owner's Allowance **1.00 CA**



PCL Construction, Inc.
Civil Infrastructure - Tampa Special Projects
BUD Well 7 GMP-5 Detail

Detail Page 12 of 14

Mar 02, 2022

2:51:20 PM

BE Number **BE210872-GMP5_ASBD**
 Opportunity No
 Owner File No
 Project **TBW Brandon BBS BUD 7 Well GMP-5**
 Location **Valrico, FL, USA**
 Owner **Tampa Bay Water**
 Designer **CHA Consulting, Inc.**

Eric Nash
 Project Start **Feb 07, 2022**
 Completion **Jan 06, 2023**
 Functional Units
 Area

Proprietary and Confidential

Based on information presently available and furnished to PCL by the owner, architect and/ or others and various assumptions which have been made as to facts not yet known, this construction price estimate has been prepared and furnished for the sole purpose of providing approximation of anticipated construction price. This construction estimate should not, at this time, be relied upon as a commitment that the contemplated project can or will be constructed for the estimated price.

BUD-7 Project Staff 1.00 LS

Row #	Summary Item Description	Quantity UOM	% Total Price	Item Price /Bldg. Area	Unit Price	Total Price
BUD-7 Project Staff		1.00 LS				
	Cellular Billing					
	Trc Pickup 4x2	1.50				
	Computer Equipment per Ea					
Bonds & Insurance		1.00 LS				
	Payment & Performance Bonds	1.00 LS		3,356.30		
	Gen Liability	1.00 LS		5,034.45		
	Builders Risk	1.00 LS		738.39		
	CMAR Insurance	1.00 LS		671.26		
	Insurance	1 LS	0.9980%	---	---	6,444
	Payment & Performance Bonds	1 LS	0.5199%	---	---	3,357
Bonds & Insurance		1.00 LS	1.5179%	---	---	9,801
VEHICLES		1.00 LS				
	Trc Pickup 4x2	1.50 MO	0.5697%	---	2,452.18	3,678
	Equipment Standby Report	LS		8,459.00		
VEHICLES		1.00 LS	0.5697%	---	---	3,678
Management		100.00 %				
	Project Manager	0.50 MO	1.8791%	---	24,267.31	12,134
	Cellular Billing	0.50 MO		150.00		
	Trc Pickup 4x2	0.50 MO	1.000			RC PICKUP 4X2
	Computer Equipment per Ea	0.50 MO		250.00		
	Construction Manager	0.50 MO	1.7449%	---	22,533.21	11,267



PCL Construction, Inc.
Civil Infrastructure - Tampa Special Projects
BUD Well 7 GMP-5 Detail

Detail Page 13 of 14

Mar 02, 2022

2:51:20 PM

BE Number **BE210872-GMP5_ASBD**
Opportunity No
Owner File No
Project **TBW Brandon BBS BUD 7 Well GMP-5**
Location **Valrico, FL, USA**
Owner **Tampa Bay Water**
Designer **CHA Consulting, Inc.**

Eric Nash
Project Start **Feb 07, 2022**
Completion **Jan 06, 2023**
Functional Units
Area

Proprietary and Confidential

Based on information presently available and furnished to PCL by the owner, architect and/ or others and various assumptions which have been made as to facts not yet known, this construction price estimate has been prepared and furnished for the sole purpose of providing approximation of anticipated construction price. This construction estimate should not, at this time, be relied upon as a commitment that the contemplated project can or will be constructed for the estimated price.

BUD-7 Project Staff 1.00 LS

Row #	Summary Item Description	Quantity UOM	% Total Price	Item Price /Bldg. Area	Unit Price	Total Price
	Cellular Billing	0.50 MO		150.00		
	Trc Pickup 4x2	0.50 MO	1.000			RC PICKUP 4X2
	Computer Equipment per Ea	0.50 MO		250.00		
	General Superintendent	0.50 MO	1.8120%	---	23,400.05	11,700
	Cellular Billing	0.50 MO		150.00		
	Trc Pickup 4x2	0.50 MO	1.000			RC PICKUP 4X2
	Computer Equipment per Ea	0.50 MO		250.00		
Management		100.00 %	5.4360%	---	351.00	35,100
Engineering & Survey		100.00 %				
	Project Engineer	0.50 MO	1.3691%	---	17,680.58	8,840
Engineering & Survey		100.00 %	1.3691%	---	88.40	8,840
Startup & Commissioning		1.00 LS				
	# Items			Total HR	HP/Item	Total HP
	Submersible Well Pump	1.00 EA	0.250	6.00	250.00	250.00
	Electrical	2.00 EA	0.125	16.00	0.00	0.00
	Total HP Equipment					250.00 HP
	Total Number of Start-up/Tests	2.00				
	Total Crew Hours			22.00		
	*=====>	22.00 *	man	Crew	=	22.00 Mhrs
	Or	11.00 Mhr				
	Field Test Equipment	2 EA	0.2031%	---	655.60	1,311



PCL Construction, Inc.
Civil Infrastructure - Tampa Special Projects
BUD Well 7 GMP-5 Detail

Detail Page 14 of 14

Mar 02, 2022

2:51:20 PM

BE Number **BE210872-GMP5_ASBD**
Opportunity No
Owner File No
Project **TBW Brandon BBS BUD 7 Well GMP-5**
Location **Valrico, FL, USA**
Owner **Tampa Bay Water**
Designer **CHA Consulting, Inc.**

Project Start
Completion **Feb 07, 2022**
Functional Units
Area **Jan 06, 2023**

Eric Nash

Proprietary and Confidential

Based on information presently available and furnished to PCL by the owner, architect and/ or others and various assumptions which have been made as to facts not yet known, this construction price estimate has been prepared and furnished for the sole purpose of providing approximation of anticipated construction price. This construction estimate should not, at this time, be relied upon as a commitment that the contemplated project can or will be constructed for the estimated price.

BUD-7 Project Staff 1.00 LS

Row #	Summary Item Description	Quantity UOM	% Total Price	Item Price /Bldg. Area	Unit Price	Total Price
	Hoses / Caps / Gaskets / Instruments	1 LS	0.0387%	---	---	250
	Startup & Commissioning	1.00 LS	0.2418%	---	---	1,561
	Staff Travel 100.00 %					
	Business Travel Expense	0.00 MO		0.00		
	Staff Relocation Expense	0.00 EA		4,000.00		
	Staff Mobilize Expense	0.00 MO		0.00		
	Staff Travel	3 MO	0.0850%	---	182.93	549
	Staff Travel	100.00 %	0.0850%	---	5.49	549
	BUD-7 Project Staff	1.00 LS	9.2194%	---	---	59,530



Southern Hillsborough County Supply
Expansion: Booster Pump Station
Tampa Bay Water Project No. 01609
BUD Well No. 7 GMP-5

TAB 6

PRICE PROGRESSION LOG

PCL CONSTRUCTION, INC.
Southern Hillsborough County Supply Expansion: Booster Pump Station
BUD Well No. 7 GMP-5
Project No. 01609
Price Progression Log



GMP-6 Price Progression		60%	GMP	Change from 60%	Explanation
1	CMAR Contingency (5% of Items 2 - 4)	\$ 19,581.00	\$ 24,437.00	\$ 4,856	Increase due to overall GMP value increase
2	CMAR Services - Division 1 (4%)	\$ 11,822.00	\$ 3,165.00	\$ (8,657)	Moved Bonds/Insurances to GC's and eliminated Surveying and mechanic lump sum.
3	BP 5.1 Mechanical Package:	\$ 276,203.00	\$ 233,105.00	\$ (43,098)	Increase in overall pump cost for submersible pump vs. VTP in 60%. VFD carried in this package for 60% but was moved into the BP 5.2 Electrical Package.
4	BP 5.2 Electrical Package	\$ 76,013.00	\$ 252,462.85	\$ 176,450	Scope increase to modify existing feeder wire, disconnect, and distribution panel to accommodate increased amperage for submersible pump VFD.
5	General Conditions (X%)	\$ 48,168.00	\$ 59,530.00	\$ 11,362	Increase in bonds/insurances due to increased GMP value.
6	Fee (15% of Items 2 - 4)	\$ 56,969.00	\$ 73,310.00	\$ 16,341	
7	Project Permit Allowance	\$ 5,000.00	\$ 5,000.00	\$ -	
8	3rd Party Testing Allowance	\$ 3,000.00	\$ 3,000.00	\$ -	
9	Public Relations Allowance	\$ -	\$ 15,000.00	\$ 15,000	Per Tampa Bay Water's request
10	Owner's Allowance	\$ -	\$ 50,000.00	\$ 50,000	Per Tampa Bay Water's request
GMP-5 Subtotal		\$ 496,756.00	\$ 719,009.85	\$ 222,253.85	



Southern Hillsborough County Supply
Expansion: Booster Pump Station
Tampa Bay Water Project No. 01609
BUD Well No. 7 GMP-5

TAB 7

LIST OF DOCUMENTS



**Southern Hillsborough County Supply
Expansion: Booster Pump Station
Tampa Bay Water Project No. 01609
BUD Well No. 7 GMP-5**

LIST OF DOCUMENTS – TAMPA BAY WATER BRANDON BOOSTER STATION

SPECIFICATIONS		
	SOUTHERN HILLSBOROUGH COUNTY SUPPLY EXPANSION: BOOSTER PUMP STATION C – BUD 7 WELL IMPROVEMENTS TAMPA BAY WATER PRJOECT NO. 01609	ISSUED FOR BID DECEMBER 2021
Drawings		
	SOUTHERN HILLSBOROUGH COUNTY SUPPLY EXPANSION: BOOSTER PUMP STATION C – BUD 7 WELL IMPROVEMENTS TAMPA BAY WATER PRJOECT NO. 01609	ISSUED FOR BID DECEMBER 2021

South-Central Hillsborough County Program Update and Brandon Booster Station Guaranteed Maximum Price Proposal No.5

Agenda Item C.1

March 21, 2022

Justin Fox, P.E.
Engineering Manager
Tampa Bay Water



Today's Presentation

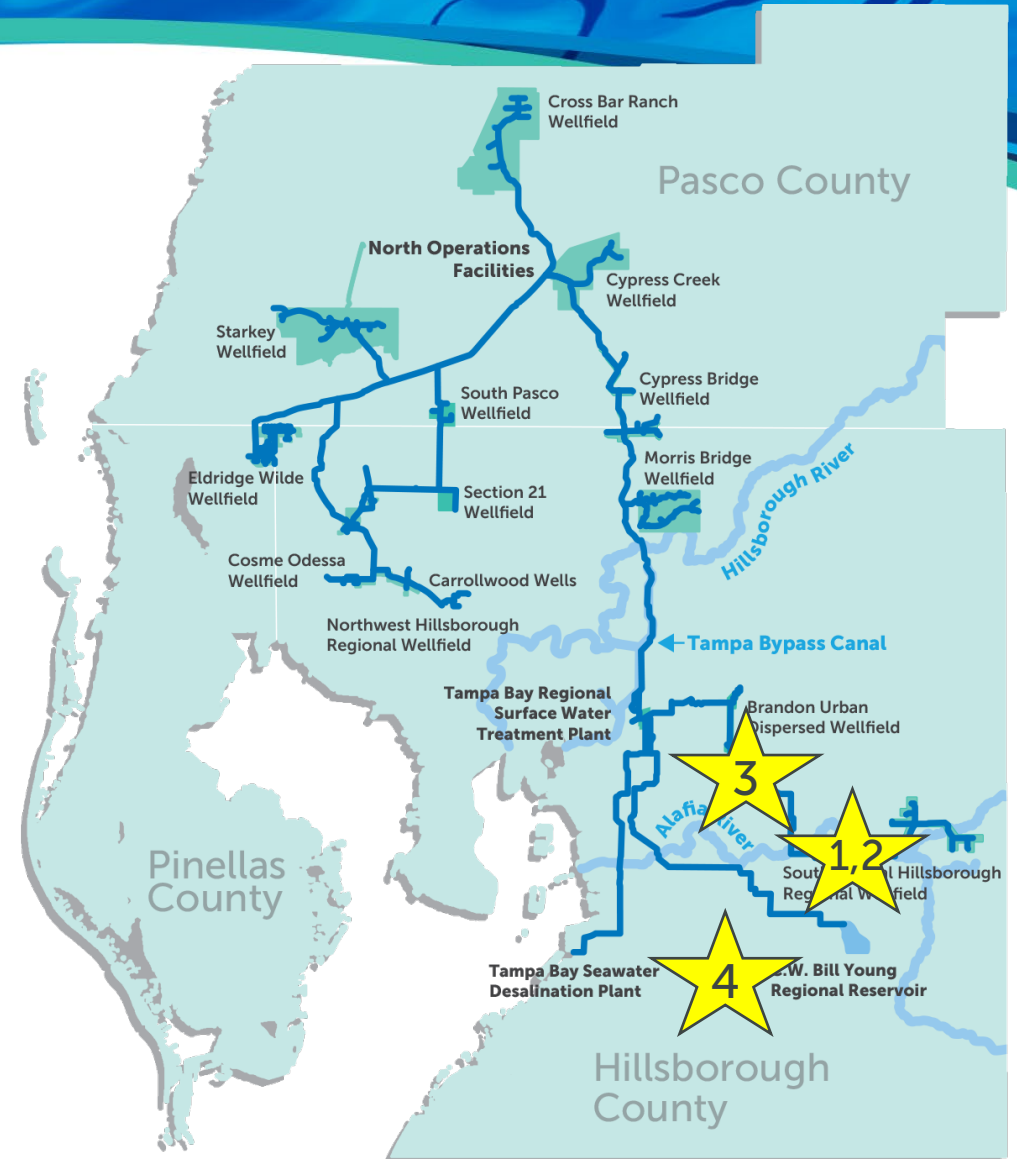
- Memorandum of Understanding action plan status
- Program to address short-term supply and demand needs
- Request for approval of Southern Hillsborough County Supply Expansion: Brandon Booster Station – Guaranteed Maximum Price Proposal No.5 - Project 01609 – Contract No. 2021-012

Memorandum of Understanding Action Plan Status

	Tasks	Responsible Party	Status	Next Steps
1	Request new point of connection	Hillsborough County	Complete	Requested by the County
2	Submit Southwest Florida Water Management District co-funding request(s)	Tampa Bay Water	Complete	Southwest Florida Water Management District Governing Board ongoing approval
3	Identify final location for new point of connection and any temporary point of connection, minimum flow rate and operating pressures	Hillsborough County	In process	Location, minimum flow rate and operating pressure identified and incorporated into design scope(s)
4	Finalize funding agreement for County's share of pipeline project	Tampa Bay Water and Hillsborough County	Complete	Joint Project Agreement for pipeline B is complete and executed.
5	Select design engineer(s)	Tampa Bay Water	Complete	Pipeline A – Wade Trim, Pipeline B - Stantec
6	Complete design, permitting and property acquisition	Tampa Bay Water	In process	Design firms are underway with the route selection process. Board approval this Summer.
7	Bidding and construction completion of regional pipeline	Tampa Bay Water	Not started	

Addressing Short-term Supply/Demand

1. Control valve bottleneck removal – *spring 2022*
2. Increase rated capacity of Lithia Hydrogen Sulfide facility – *spring 2022*
3. Temporary booster pumps at Brandon site – *summer 2022*
4. Demand management targeting outdoor water use – *winter-summer 2022*



Control Valve Replacement


- Replacing existing flow control valve with a larger size
- Removes current flow limitation on the Brandon Pipeline
 - Anticipated 0.5 million gallons per of more water
- Allows more flow once booster station is operational



Online in Spring 2022

Lithia Hydrogen Sulfide Facility Capacity Increase

- Post-test coordination with Hillsborough County and Florida Department of Environmental Protection
- Could increase maximum capacity



Permit Modification in Spring 2022

Temporary Booster Pump Station

- Temporarily increases delivery while permanent booster station is built
- Approved by Board in November 2021
- Operational in summer 2022



- Participants: Agency staff, County staff, Florida-Friendly Landscaping agents, and consultants
- Hillsborough County outreach to nearly 400 customers eligible for outdoor rebates
 - Florida-Friendly Landscaping agents outreach to 351 home-owner associations



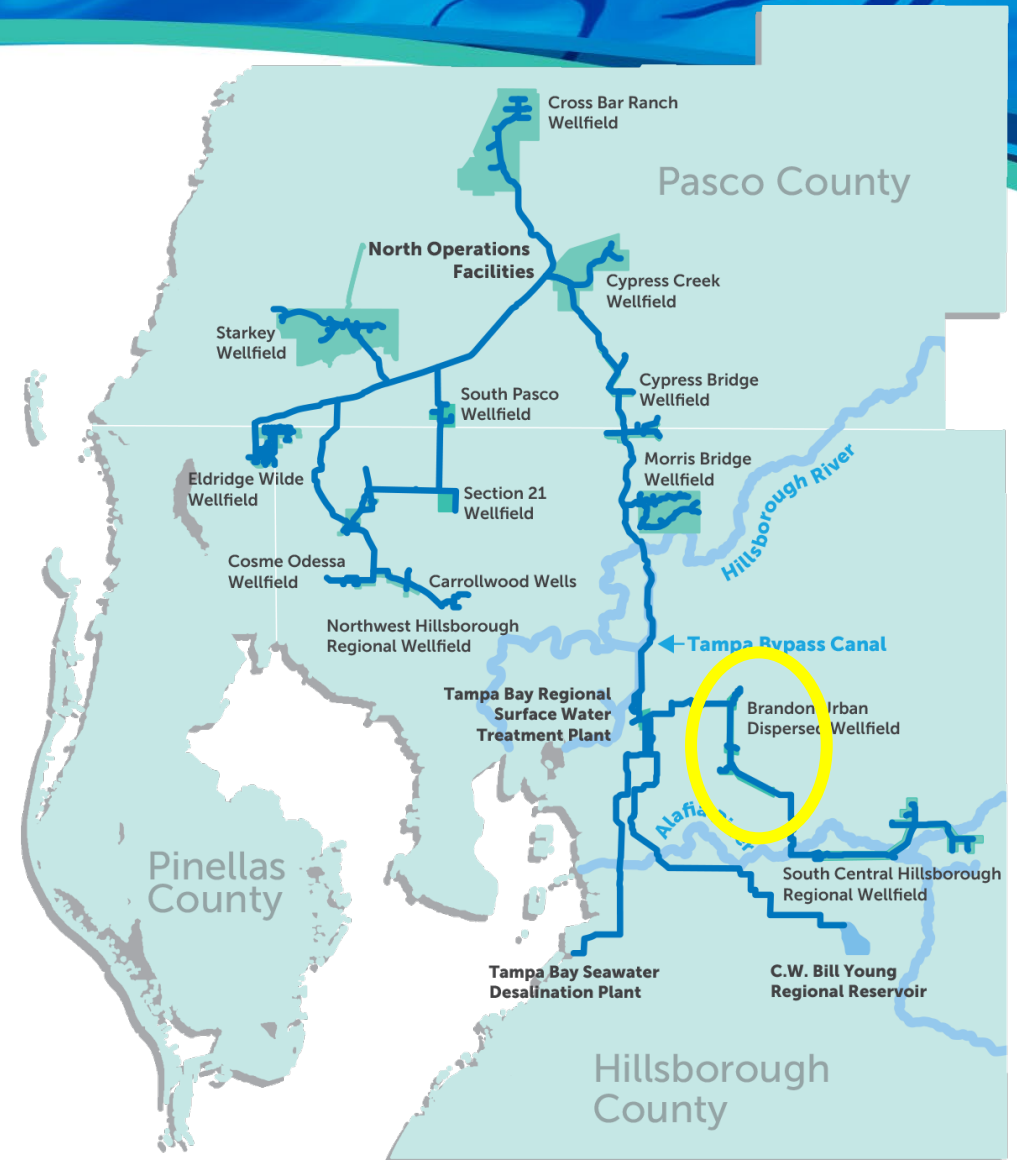
- Code enforcement promoting:
 - Florida Friendly Landscaping
 - Tampa Bay Water Wise programs
- Water Smarter Campaign:
 - Social media
 - Billboards
 - Utility bill notifications
- Exploring other high-impact, near-term options to lower outdoor water demands



Southern Hillsborough County Supply Expansion: Booster Pump Station – Guaranteed Maximum Price Proposal No. 5

Increasing Supply to Southern Hillsborough County

- New Brandon Booster Station
- Lithia regional facility point of connection flow control valve
- Brandon Urban Dispersed Well #7 improvements



Guaranteed Maximum Price Proposals

- Proposal 1: Lithia regional point of contact flow control valve–*Approved*
- Proposal 2: Early equipment procurement–*Approved*
- Proposal 3: Temporary pumping system–*Approved*
- Proposal 4: Underground piping installation–*Approved*
- Proposal 5: Brandon Urban Dispersed Well #7 improvements–*Today*
- Proposal 6: Brandon Booster Station general construction–*Approved*

Brandon Booster Station

- Adding 5-7 million gallons per day of capacity
- Completion in 2024
- Co-funded by Southwest Florida Water Management District



Related Downstream Work

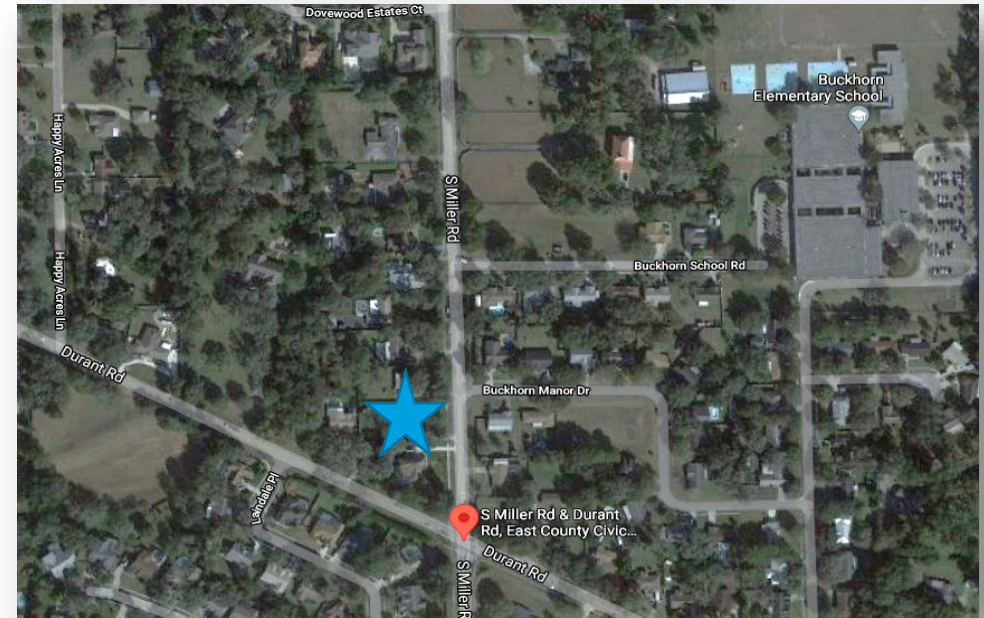
Remove Lithia Regional Point
of Connection Bottleneck

GMP #1 - *Approved*



Larger Pump at Brandon Well

GMP #5 Proposal - *Today*



Guaranteed Maximum Price Proposal #5

- Removal and installation:
 - Submersible well pump
 - Pump head
 - Variable frequency drive
 - Electrical gear
- Furnish equipment and materials
- Installation fall 2022



Staff requests Board approval of the negotiated Guaranteed Maximum Price Proposal #5 to PCL Construction, Inc., for \$719,009.85



Questions



DATE: March 4, 2022

TO: Board of Directors

THRU: Charles H. Carden, General Manager

FROM: Jack Thornburgh, Interim Chief Operating Officer

SUBJECT: As-Needed Utility Management Services Contract Nos. 2022-019; 2022-020; 2022-021 & 2022-051 - *Approve*

SUMMARY

Tampa Bay Water uses as-needed utility management consulting services for specialty assignments for which staff does not have internal expertise. Projects and assignments are often stand-alone projects that do not require on-going consultant work once completed. The current utility management contracts expire in April 2022 and a procurement process for requests for proposals for new utility management consultants was completed.

SUGGESTED ACTION

Approve five-year contracts with the four top ranked As-Needed Utility Management Consulting Services firms in the amount of \$750,000 each.

COST/FUNDING SOURCE

Operating and Capital Project Budgets as applicable.

DISCUSSION

Tampa Bay Water uses As-Needed Utility Management Consulting Services to complete specialty assignments for which staff does not have internal expertise and to tap into the vast industry experience these consultants typically have. These assignments are often stand-alone projects that don't require on-

going consultant services once the work is completed. Some examples of past utility management assignments include: staffing study and succession planning; strategic planning and creation of an agency performance management system; assistance in creating a formula for reclaimed water credits or purchase; and, evaluation of facility operating contracts.

On October 29, 2021, Tampa Bay Water advertised Request for Proposals for the 2022-019; 2022-020; 2022-021 & 2022-051, As-Needed Utility Management Consulting Services on DemandStar. Over 700 firms were notified through advertisement on DemandStar and Tampa Bay Water's website. Tampa Bay Water added 4 supplemental consultants and 40 plan holders downloaded the Request for Proposal documents. A Pre-Proposal conference GoToMeeting was held on November 30, 2021, and 7 firms were in attendance. Four firms submitted timely proposals and a fifth firm was rejected and deemed unresponsive. Firms were requested to provide qualifications in three subject areas of expertise including: 1) evaluation of alternative operation and maintenance delivery methods, 2) experience performing staffing analysis for utilities, and 3) experience performing other utility management studies and services for continuous improvement. In accordance with the Sunshine Law, a selection committee, comprised of Tampa Bay Water staff, rated all respondents in several categories, including contract manager and team qualifications, subject area expertise, fees, and certified minority business.

The resulting four highest ranked consultants are listed below:

1. WSP USA Inc.
2. Hazen and Sawyer, P.C.
3. Raftelis Financial Consultants, Inc.
4. Arcadis, U.S., Inc.

Staff is recommending the award of contracts to the top four ranked firms for As-Needed Utility Management Consulting Services in the amount of \$750,000 each over the five year contract term, with an additional proviso the Board delegate to the General Manager authorization to issue individual task orders in the amounts not to exceed \$250,000. This authorization will allow staff to proceed on projects in an efficient manner.

The approval of these As-Needed Utility Management Consulting Services contracts does not encumber any funds at this time. Funds for the task orders to be issued under these contracts will be from the current and future Tampa Bay Water budgets as approved by its Board of Directors annually.

The proposed As-Needed Utility Management Consulting Services contracts, copies of which are available upon request, have been reviewed and approved as to form by Tampa Bay Water's General Counsel.

BACKGROUND

Tampa Bay Water issued contract numbers 2017-041, 2017-042 and 2017-043 for As-Needed Utility

Management Consulting Services in April 2017. The five-year terms of these contracts will expire in April 2022. The contracts presented for approval in this agenda item will replace the contracts issued in 2017 and will be utilized for conducting business case analyses of contracted operations, Agency strategic planning assistance, staffing analyses, and other utility management tasks.

[C.2 As-Needed Utility Management Contracts Presentation](#)

Professional Services Contracts – As-Needed Utility Management Services Contract Nos. 2022-019, 2002-020, 2022-021 & 2022-051

Agenda Item C.2

March 21, 2022

Jack Thornburgh
Interim Chief Operating Officer



Purpose for Utility Management Contracts

- Began using as-needed utility management consultants in 2017
- Used for specialty assignments for which staff does not have expertise
- Tap into private-sector and industry experience
- Often stand-alone projects



Past Projects

- Strategic plan updates
- Reclaimed water valuation
- Organization structure update
- Succession planning assistance
- Water supply financial planning
- KPI's and dashboards

Future Projects

- Contract operations business case analyses
- Continuous improvement concepts
- Performance management tracking
- Strategic staffing analysis

- Competitive Request for Proposals process
- Four top-ranked firms

WSP USA, Inc.	Hazen and Sawyer, P.C.
Raftelis Financial Consultants, Inc.	Arcadis, U.S., Inc.

Recommendation

- Approve Contract Nos. 2022-019 through 2022-021 and 2022-051 up to a maximum amount of \$750,000 per contract for a five-year term
- Delegate to the General Manager authority to issue individual task orders in amounts not to exceed \$250,000

DATE: March 4, 2022

TO: Board of Directors

THRU: Charles H. Carden, General Manager

FROM: Maribel Medina, Interim Engineering Senior Manager

SUBJECT: Long-Term Master Water Plan - Status Report and 2022 New Water Supply Configuration Selection Process Overview and Schedule - *Presentation*

SUMMARY

The 2018 Long-term Master Water Plan was approved by the Board of Directors in December 2018 and included several recommendations including further study of three top-ranked water supply projects to meet the region's future water supply needs. Feasibility studies for the three projects are nearly complete and Black & Veatch, the agency's Integrated Program Manager, will be creating several configurations of projects for Board consideration. The Board will select a project configuration between the October-December 2022 timeframe. This item provides an update on the on-going feasibility studies for those projects and outlines the next steps and schedule for the 2022 new water supply configuration selection process.

SUGGESTED ACTION

Receive Status Report.

COST/FUNDING SOURCE

N/A

DISCUSSION

The 2018 Long-term Master Water Plan (Plan) was approved by the Board of Directors in December 2018. The Plan included several recommendations including further study of three top-ranked water supply projects to meet the region's future water supply needs. Below is a summary of each project and its status.

Surface Water Treatment Plant Expansion: Feasibility Study (Project 09014):

The Surface Water Treatment Plant (SWTP) Expansion Feasibility Study is complete, and Tampa Bay Water has received the final report. The purpose of this project included the assessment of the feasibility of expanding the existing Tampa Bay Water Regional Surface Water Treatment Plant and increasing the use of associated surface water supplies to maximize the available yield of surface water supplies. The project also evaluated an alternative location for a new surface water treatment plant near the C.W Bill Young Regional Reservoir, including identifying anticipated risks and benefits associated with that location. The overall objective of the project was to evaluate the feasibility of increasing Tampa Bay Water's (Agency) annual average yield of existing surface water supplies by 10 to 12.5 million gallons per day (mgd).

Desalination Treatment Plant Expansion: Feasibility Study (Project 09015):

The Desalination Treatment Plant Expansion Feasibility Study is near completion. Tampa Bay Water has received and reviewed the draft feasibility report and consultants are currently addressing feedback provided. The purpose of this project is to further assess the feasibility of expanding the existing Tampa Bay Desalination Water Treatment Plant to maximize the available yield of the Agency's regional water supplies. This project would leverage the existing facility as much as possible for meeting projected regional water demands, as well as inform design decisions for the future expansion. The overall objective of the project is to evaluate the feasibility of increasing Tampa Bay Water's available desalinated seawater supply by 10 to 12.5 mgd.

South Hillsborough Wellfield: Feasibility Study (Project 01611):

The South Hillsborough Wellfield Feasibility Study is near completion and Tampa Bay Water has received and reviewed the draft feasibility report. Consultants are currently addressing feedback provided and are evaluating the implementation of the project through a phased approach. The purpose of this project is to further assess the feasibility of developing a new wellfield and associated collection mains and water treatment facilities using groundwater credits from the injection of reclaimed water by Hillsborough County. The feasibility project includes a test production well and monitor wells, aquifer performance test, wellfield modeling and development of documents required for a water use permit application, collector main layout and water treatment facilities required to meet Exhibit D of the Master Water Supply Contract and negotiations with Hillsborough County for aquifer recharge/groundwater credits. The overall objective of the project is to evaluate the feasibility of increasing the Agency's available groundwater supply by approximately 6.15 mgd.

2022 New Water Supply Configuration Selection Process Overview and Schedule:

The Desalination Treatment Plant Expansion and the South Hillsborough Wellfield Feasibility Studies are scheduled to be completed by spring 2022. The Surface Water Treatment Plant Expansion

Feasibility Study was completed summer of 2021. This will allow all these potential capital improvement projects to be simultaneously considered relative to future debt service obligations and uniform rate effects. Tampa Bay Water's Integrated Program Manager, Black and Veatch, has initiated activities for the configuration selection process. Below are the activities that will be taking place during 2022 leading to Board selection later this year.

1. **February to March 2022:** Selection process kickoff for configuration selection including Tampa Bay Water staff, the Member Governments, and the Board of Directors.
2. **March to April 2022:** Feasibility studies review of the final feasibility reports for the three short-listed options outlined above.
3. **April to May 2022:** System configuration development of project alternatives that combine water supply, treatment, and transmission system options (and sub-options) together to provide 10 to 20 mgd of additional regional water supply capacity to be implemented by year 2028.
4. **April to May 2022:** Define and confirm the process and framework that will be used for scoring and ranking the configuration alternatives based on Board-approved selection criteria: Environmental Stewardship; Costs; and Reliability.
5. **May 16, 2022, Board Meeting:** Present system configuration alternatives and proposed framework for scoring and ranking of the alternatives for review and comment before proceeding with the evaluations.
6. **May to June 2022:** Conduct public engagement activities for the water supply configuration alternatives being considered.
7. **June to August 2022:** Completion of the initial scoring and ranking evaluations for the system configuration alternatives.
8. **August 15, 2022, Board Meeting:** Present scoring and ranking evaluations draft results for review and comment.
9. **September to October 2022:** Complete final scoring and ranking of alternatives to support the recommendation of a system configuration alternative.
10. **October - December, Board Meeting:** Request Board approval of recommended configuration.

BACKGROUND

The 2018 Long-term Master Water Plan was approved in December 2018. The Plan made several recommendations including further study of three top-ranked water supply projects to meet the region's future water supply needs. These projects were approved for further feasibility study to be performed prior to the 2023 Plan cycle. Once completed, the feasibility studies will help in the development of a recommendation for the eventual selection and construction timing of one or more projects. The three projects are: South Hillsborough Wellfield (via SHARP credits), Surface Water Treatment Plant Expansion, and Desalination Treatment Plant Expansion. In October 2019, the Board approved Contract 2020-011 with Black & Veatch for the Tampa Bay Desalination Water Treatment Plant Expansion.

D.1 2022 Master Water Plan Selection Process Presentation

2022 New Water Supply Configurations Selection Process Overview & Schedule

Agenda Item D.1

March 21, 2022

Maribel Medina, P.E.
Interim Engineering Sr. Manager
Tampa Bay Water

Amanda Schwerman, P.E.
Planning Manager
Black and Veatch



Keeping Pace with Regional Growth

- Interconnected network of sources
 - Groundwater
 - River Water
 - Seawater
- Additional supply needed by 2028 to meet region's needs



Timeline for New Water Supply Implementation

	2019	2020	2021	2022	2023	2024	2025	2026	2027	2028
Water supply feasibility studies										
Reclaimed water sale and purchase agreement										
Water supply cost/benefit comparisons; regulatory needs										
Detailed design and permitting										
Construction										
New supply online (~10 mgd)										

*Decision Point: Select water supply project
October-December 2022*



New Water Supply Alternatives

Three New Supply Options



South Hillsborough Wellfield
via Aquifer Recharge Credits



Expand Surface Water
Treatment Capacity



Expand Seawater Desalination
Capacity

South Hillsborough Wellfield

Wellfield and Groundwater
Treatment Plant

Supply = up to 6.15 mgd

Capital Cost = up to \$57,650,000*

O&M Cost = \$2,490,000/year

Reclaimed Credits Cost = \$?



Surface Water Expansion


Existing Plant Expansion or New Plant Near Reservoir

Supply = up to 10 mgd

Capital Cost = \$63,290,000 to \$145,600,000*

O&M Cost = \$4,400,000/year

*Does not include costs for TOC removal treatment.



Seawater Desalination Plant Expansion

Existing Plant Expansion and Optimization*

Supply = 10.4 to 12.1 mgd

Capital Cost =
up to \$310M to \$365M

O&M Cost =
\$14.6M to \$16.7M/year



Selection Process and Schedule


New Water Supply Configuration Selection Process – Key Tasks



Assess 3 primary water supply alternatives



Develop water supply system configuration options



Evaluate and rank configuration options



Stakeholder and public engagement


Configuration Evaluation Criteria

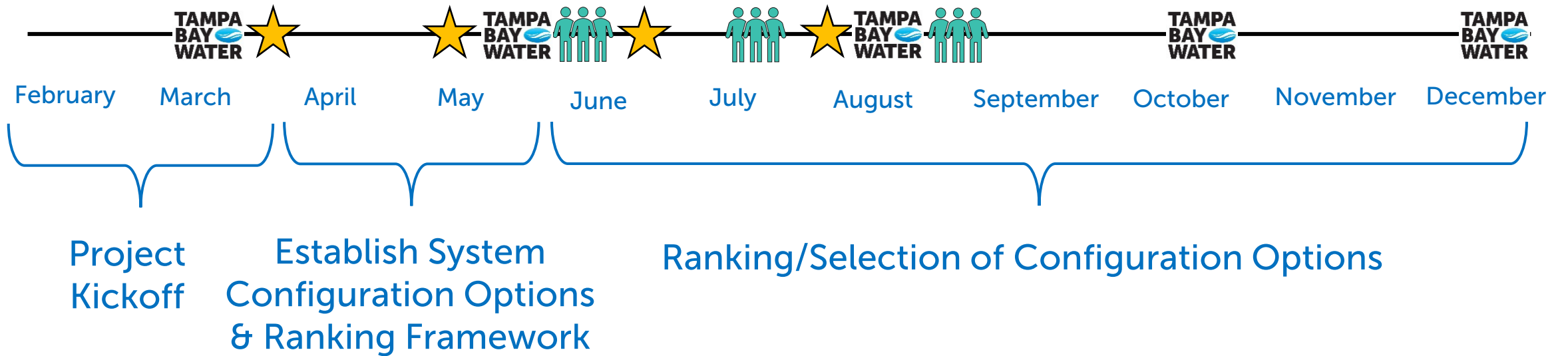


2022 Schedule

**TAMPA
BAY
WATER** Tampa Bay Water Board
Workshops/Presentations

★ Workshops with
Member Governments

 Public
Engagement





Questions



DATE: March 1, 2022

TO: Board of Directors

THRU: Charles H. Carden, General Manager

FROM: Christina Sackett, Chief Financial Officer

SUBJECT: Projected Capital Expenditures and Estimated Future Funding Needs - *Presentation*

SUMMARY

This presentation will provide a synopsis of the ten-year Capital Improvement Program (CIP) estimated expenditures and funding sources, along with information regarding the anticipated amount of the upcoming funding needed to meet the CIP expenditures in fiscal years 2023 and 2024, plus a timeline of next steps.

SUGGESTED ACTION

Receive presentation.

COST/FUNDING SOURCE

N/A

DISCUSSION

In August 2020 the Board was presented a ten-year capital expenditure projection that included costs for the next water supply project or projects, the water quality improvement projects plus the funding needed for the FY21-FY30 Capital Improvement Program. During the budget workshop and public hearing for the fiscal year 2022 budget, an overview of the updated FY22-FY31 Capital Improvement

Program Plan reflected the anticipated timing and amount of future funds needed to meet these expenditures. This projection indicated the agency would need future funding in place by fiscal year 2023.

This presentation will provide a synopsis of the ten-year Capital Improvement Program estimated expenditures and funding sources, along with information regarding the anticipated amount of the upcoming funding needed to meet the CIP expenditures in fiscal years 2023 and 2024, plus a timeline of next steps.

BACKGROUND

Currently, the Agency has 9 outstanding bond series with maturity dates from 10/1/22 to 10/1/2038. Tampa Bay Water maintains the following funds and accounts to comply with requirements of the Bond Covenants and the Master Water Supply Contract; Operation and Maintenance Reserve, Renewal and Replacement Fund, Capital Improvement Fund, Sinking Fund - Interest and Principal Accounts, Sinking Fund - Debt Service Reserve Account, Utility Reserve Fund, Rate Stabilization Account and the Rebate Fund. The agency also maintains an Energy Fund. Some of the funds and accounts have governance balance requirements and some of the funds and accounts have management preferred minimum balances.

In the FY22-FY31 Capital Improvement Program Plan had an estimated \$1.2 billion in total expenditures. About 43%, \$527 million, of the funding was anticipated to be met with either funds on hand, member government joint project agreements, state grants and district co-funding, reflecting an estimated potential \$701 million in future funding needed. However, included in the estimated \$1.2 billion is about \$537 million being earmarked for three anticipated but not fully defined projects such as \$25 million for a Surface Water Treatment Plant Renewal and Replacement Program to maintain the existing level of service. Plus \$349 million for water quality projects to be identified from the water quality studies and \$163 million for the next water supply project or projects. The remaining future funding need of \$165 million is for the South Hillsborough County Pipeline project plus other capital improvement and renewal and replacement projects.

[D.2 Projected Capital Expenditures & Estimated Future Funding Needs Presentation](#)

Projected Capital Expenditures & Estimated Future Funding Needs

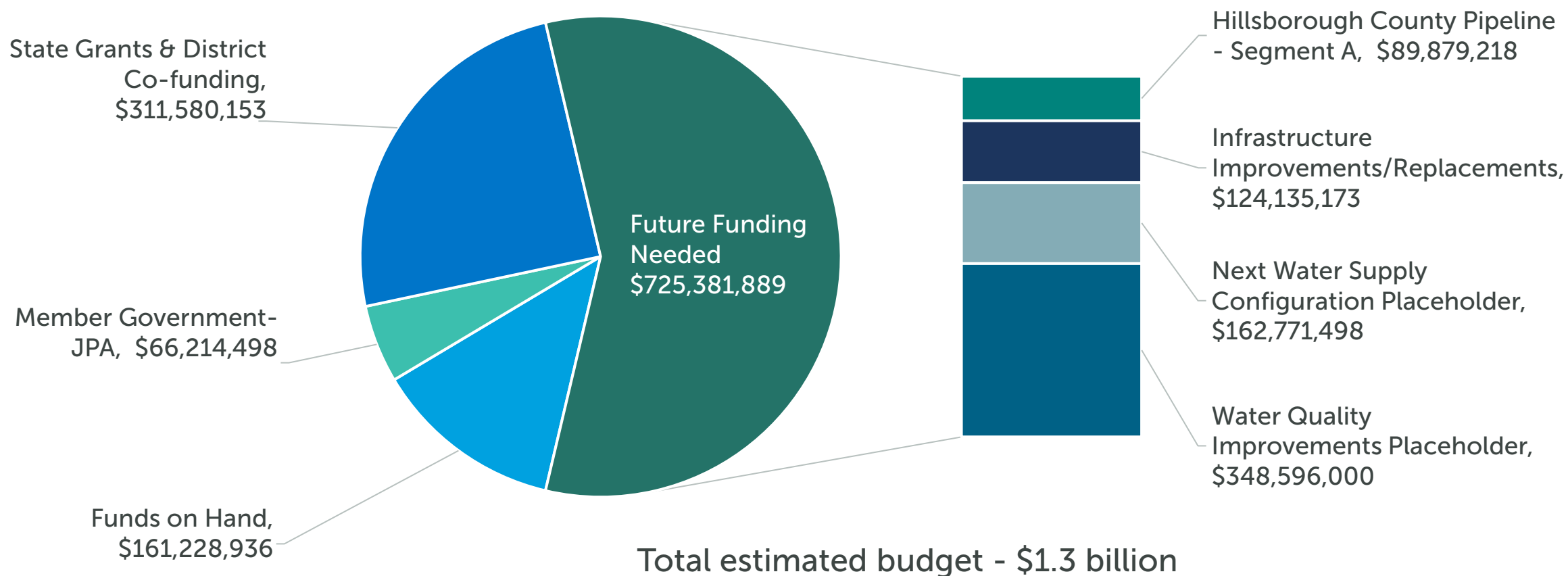
Agenda Item D.2

March 21, 2022

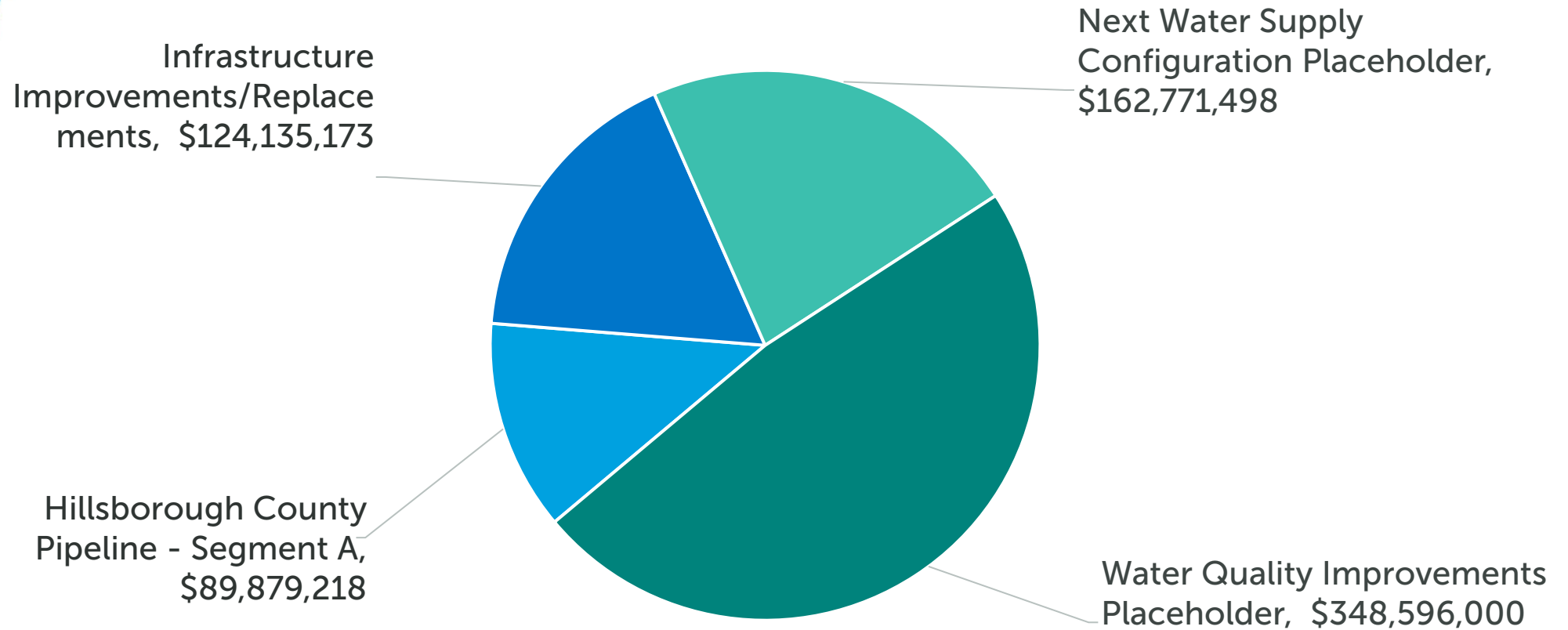
Christina Sackett, MBA
Chief Financial Officer
Tampa Bay Water



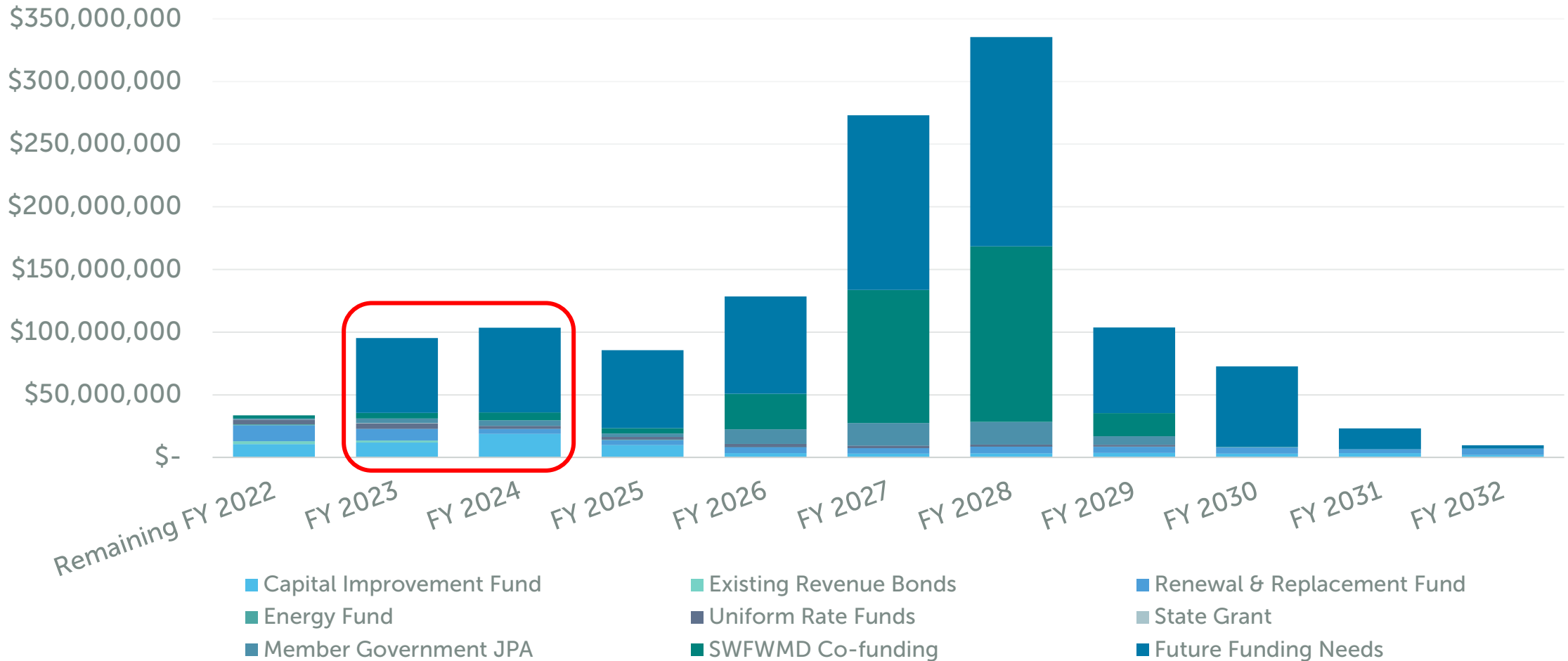
10-year Capital Improvement Program Expenditures, Funding Sources and Needs



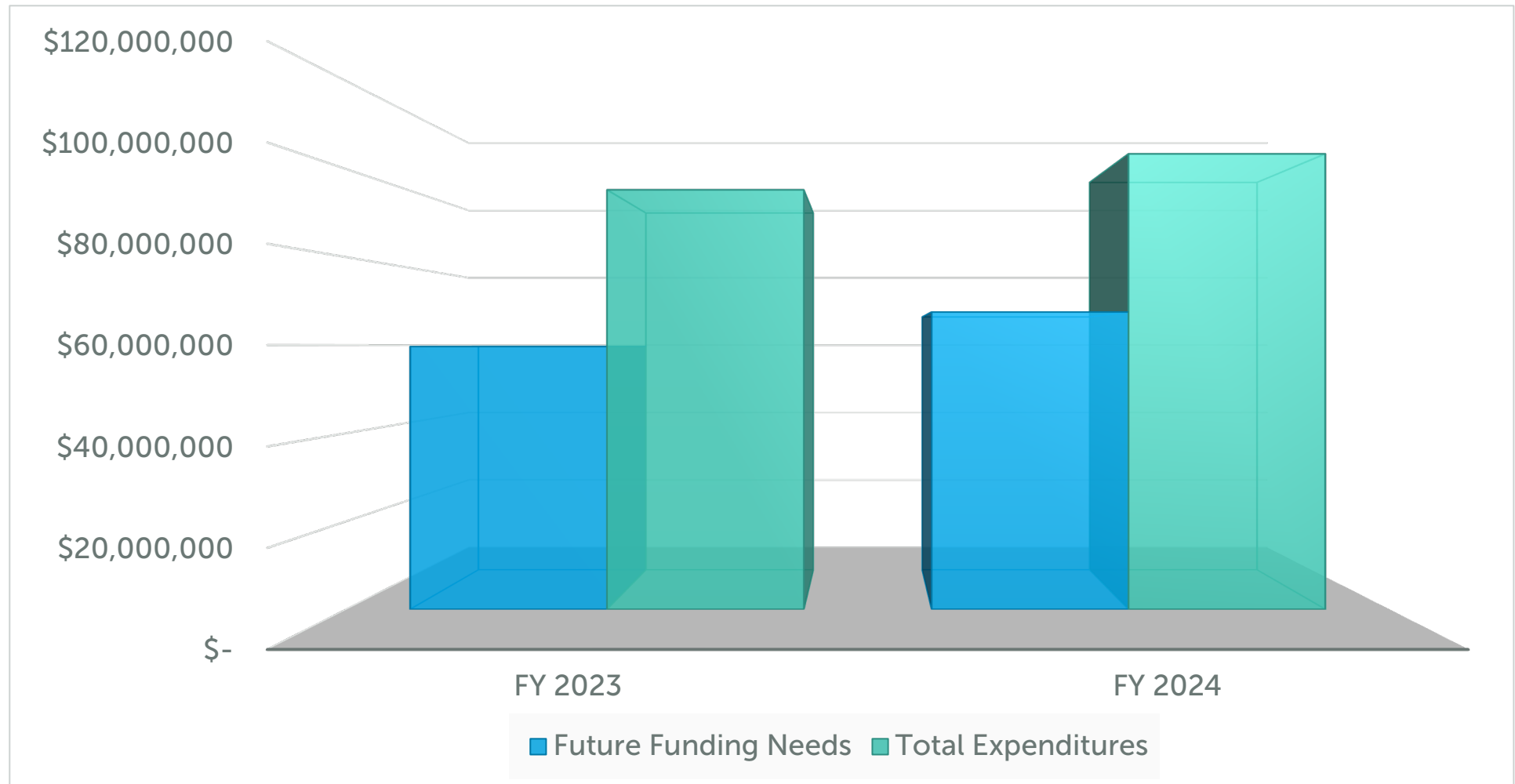
Future Funding Needs



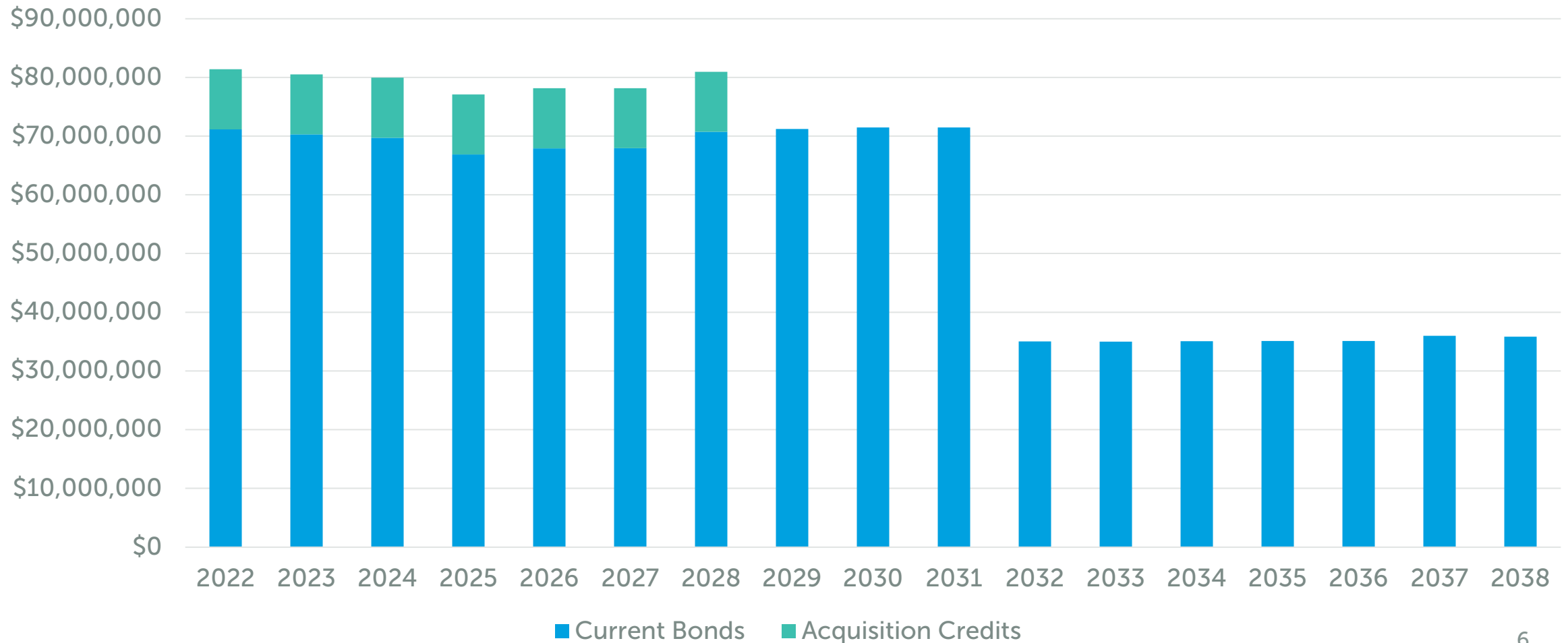
Annual Capital Improvement Program Expenditures



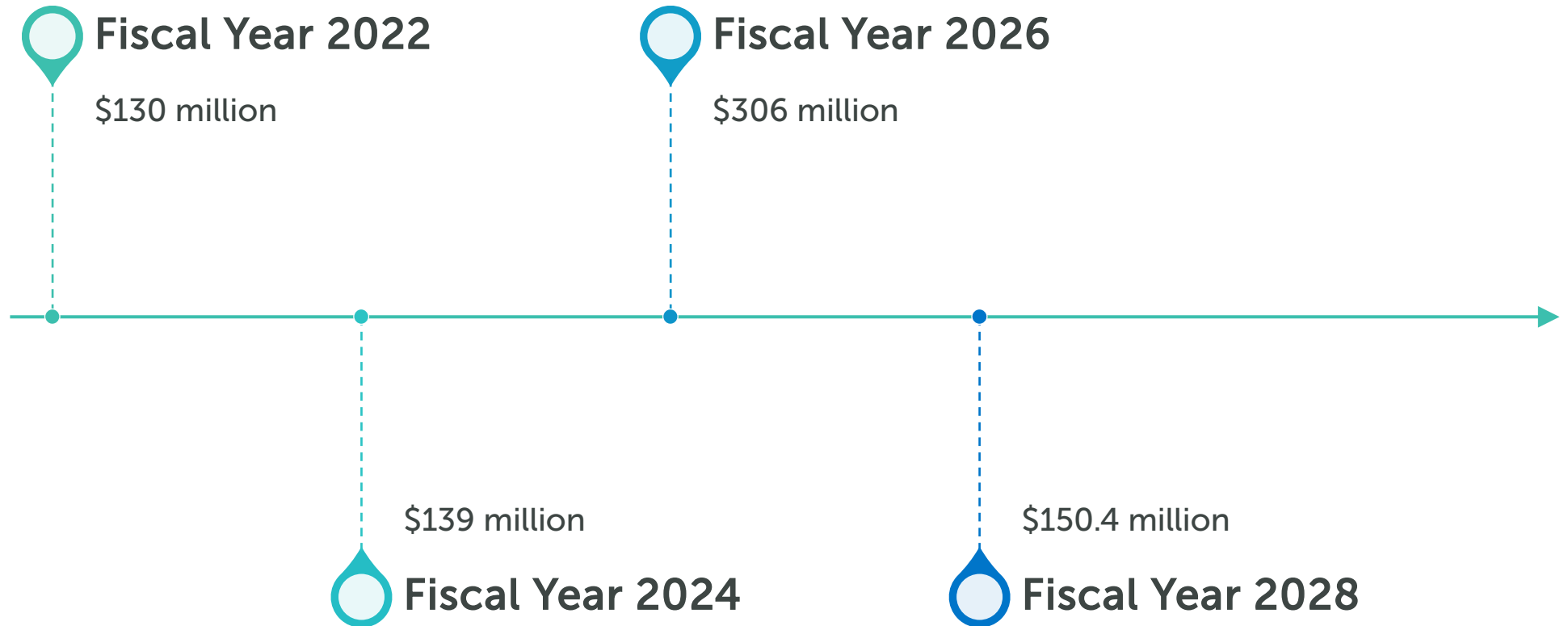
Fiscal Years 2023 & 2024 Funding Needs



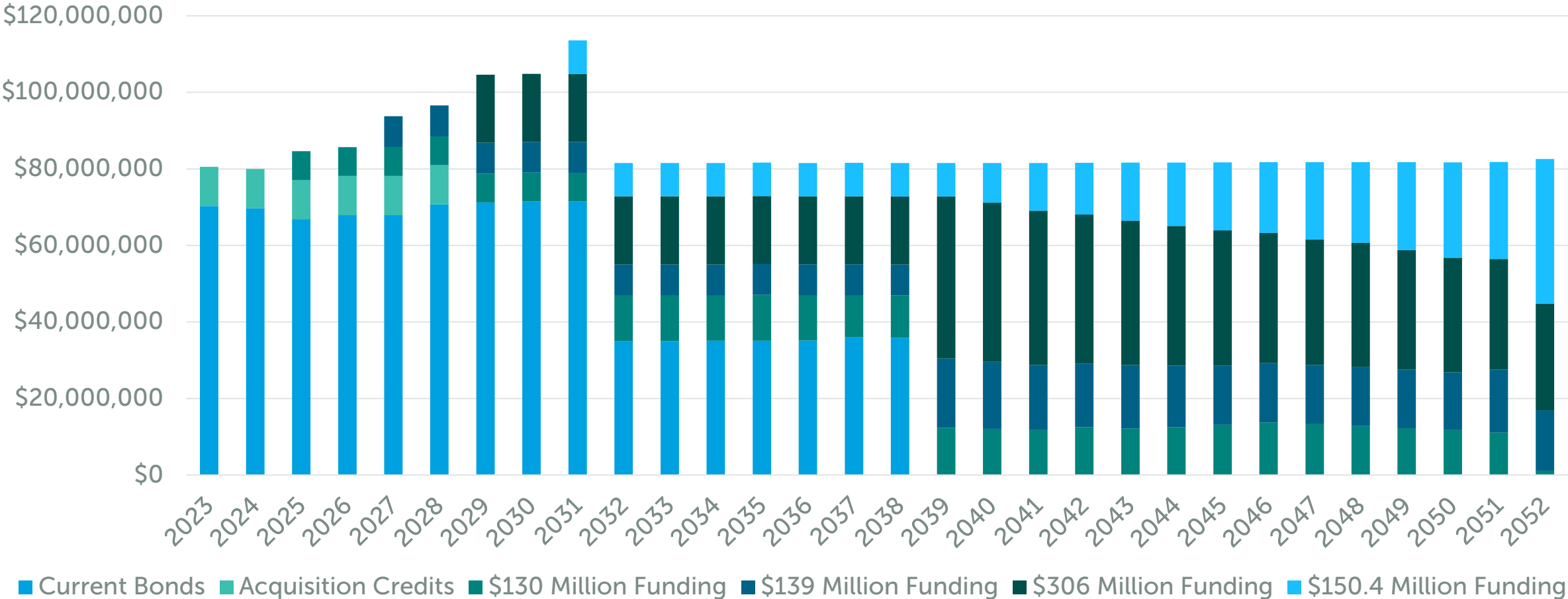
Current Outstanding Debt Service



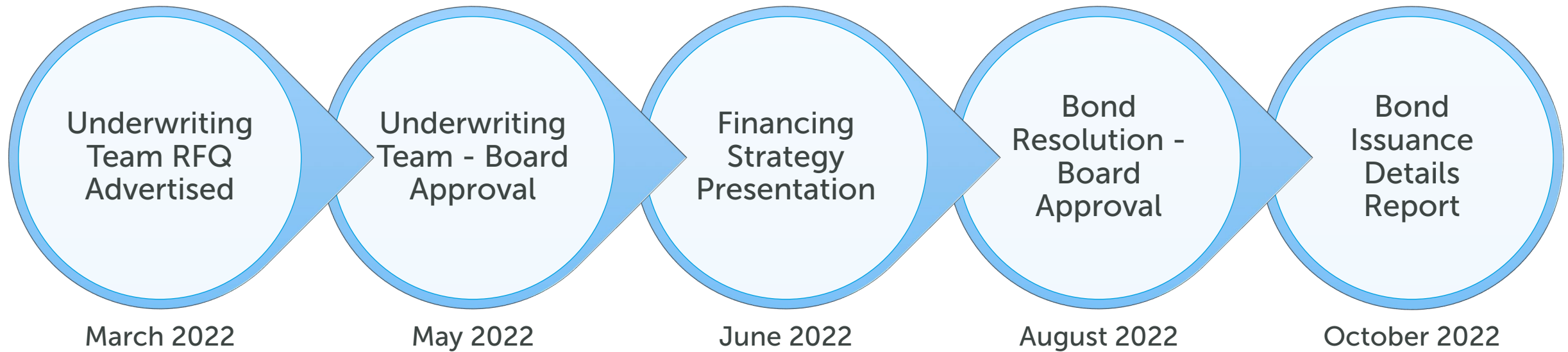
Anticipated Future Funding Needs



Future Funding Scenario



Timeline of Next Steps





Questions



DATE: March 1, 2022

TO: Board of Directors

THRU: Charles H. Carden, General Manager

FROM: Warren Hogg, Interim Chief Science & Technical Officer

SUBJECT: Tampa Bay Water Wise Program Update - *Presentation*

SUMMARY

The Tampa Bay Water Wise program consists of 12 rebate programs and is supported by water conservation grant funding from the Southwest Florida Water Management District. The program goal is to save up to 11 million gallons of water per day (mgd) by 2030. This program is intended to cost-effectively defer the need for new water supplies through improved water use efficiency. This item gives an update of the program and highlights the progress to date. Staff and a representative of EGIA, the program administrator, will present an update of the program and highlight proposed activities for the coming year.

SUGGESTED ACTION

Receive Status Report.

COST/FUNDING SOURCE

N/A

DISCUSSION

Following is a status report on the various components of the Tampa Bay Water Wise program and other demand management activities in the region. Staff and a representative of EGIA, the program administrator, will present an update of the program and highlight proposed activities for the coming

year.

Rebates and Water Savings

In total, the program has issued 1,421 rebates, 866 of which have been paid for high-efficiency toilets in single family homes, 541 toilets in multi-family homes, 5 toilets in business locations, 6 irrigation controllers, 1 shallow well rebate, and 2 customizable rebates. One customizable rebate was for 120 toilets, 174 aerators and 36 showerheads, and the other customizable rebate was for the installation of two flow management devices. All together, these rebates result in an estimated 48,858 gallons per day saved (data from March 30, 2020 through February 28, 2022). The water savings from each member government are apportioned as follows: 39% from Tampa, 20% from Hillsborough County, 19% from Pinellas County, 11% from St. Petersburg, 10% from Pasco County and 1% from New Port Richey. Two large, multi-family toilet retrofit projects have occurred in Tampa, which is why Tampa has the largest water savings to date.

The regional dashboard provides a snapshot of the program's progress across the region. The water savings totals shown on the dashboard are currently under-reporting the actual water conservation data as reported above. The program administrator is working to correct the dashboard programming. The dashboard is also permanently available at this link, and is updated monthly:

https://tbw.conservationsrebates.com/dashboard/public/regional_dashboard/regional_dashboard.pdf

Marketing

Residential Toilet Rebate - The majority of Home Depot and Lowes stores now have new signage about the rebate program, as well as stickers on the actual product boxes that customers buy to increase the visibility of the program.

Residential Outdoor Rebates: Hillsborough County is poised to send letters and emails to customers who are eligible for the smart irrigation controller and/or shallow well rebate. Pasco County is looking into an email campaign to promote the smart irrigation controllers. The program is also going to test targeted digital advertisements to eligible customers to promote the smart irrigation controller and shallow well rebates.

Commercial Rebates: The Electric and Gas Industries Association (EGIA) and Agency staff are working with several industry associations to promote the commercial rebates, such as the Florida Restaurant Lodging Association, the Florida Irrigation Society, and the Bay Area Apartment Association. In addition, Agency staff are conducting outreach to contractors, companies and multi-family property owners/management companies to promote awareness about the rebate program.

Member Reporting: Members are now reporting their promotional activities on the monthly conservation reports attached to this update, so that we can better track which promotional avenues are used (e.g. social media, bill stuffers, etc.) and what impact they have on customer participation.

Additional Regional Demand Management Activities

The collective and coordinated efforts of the Member Governments, the Florida Friendly Landscape programs, and the University of Florida have an impact on regional water demand. These activities have been coordinated by the Agency for years and play a key role in educating residents about the best ways to save water. These efforts are complementary to the Tampa Bay Water Wise rebate program.

- Hillsborough Demand Management Task Force – The Demand Management Task Force continues to meet monthly. The task force is comprised of Hillsborough County staff, Tampa Bay Water staff, Florida Friendly Landscaping (FFL) program staff, a University of Florida extension agent specialist, and a consultant from Hazen and Sawyer. The group is mainly targeting outdoor water use. The Florida Friendly Landscaping program has conducted outreach by mail to 351 Home Owner Associations (HOAs) to promote their landscape and water-saving services and the Tampa Bay Water Wise program. The County is finalizing their letter that will go out to about 2,000 customers who are eligible for the smart irrigation controller and/or the shallow well. Code enforcement is including the highest water-using HOAs in their activities, and provides Florida Friendly Landscaping and Tampa Bay Water Wise literature with their warnings and citations. In addition, the task force identified a group of homeowners (about 40) who are connected to reclaimed water but using potable water for outdoor irrigation. The County is planning to contact those customers to ask them to switch back to reclaimed water. Lastly, in coordination with the County, Agency staff will begin to reach out to multi-family property owners and large commercial customers directly to promote the Tampa Bay Water Wise program.
- Florida Friendly Landscaping agents continue to educate residents and businesses about program practices. The agents are also helping with the Tampa Bay Water Wise program by performing irrigation evaluations to rebate-eligible customers who wish to participate in the smart controller rebate program.
- Conservation Coordination Consortium – Once per month, staff from Member Governments, Florida Friendly Landscaping agents, Tampa Bay Water, District, and other organizations meet to provide information about upcoming activities, current efforts, and important project updates. It is also a time to coordinate and plan the Community Water Wise awards program.
- The University of Florida directly assists with the Tampa Bay Water Wise program through data analyses and targeted marketing efforts, as well as water conservation field research. In addition, University staff are conducting field research to quantify the water conservation and other benefits of soil amendments, and they are testing sprinkler nozzle efficiency and performance in turf plots.

BACKGROUND

Tampa Bay Water Wise is a regional water conservation rebate program which aims to save up to 11 million gallons of water per day (mgd) by 2030 through 11 rebate components. This program is intended to cost-effectively defer the need for new water supplies through improved water-use efficiency which will save the Member Governments and their customers money. The program is managed by Tampa Bay Water and guided by the Member Governments through a Working Group

made up of Member Government and District staff which meet monthly. The program is administered by a third-party contractor, Electric and Gas Industries Association (EGIA).

At its December 2008 meeting, the Tampa Bay Water Board of Directors approved a resolution directing the Agency to prepare a revised Demand Management Plan (DMP). This project provided a comprehensive investigation of the benefits and costs of integrated water demand management as a quantifiable, alternative water supply source and reflects improvements in the state of knowledge that have occurred since 1995. The DMP evaluates the potential of demand management as a beneficial tool for long-term water supply planning and defines how demand management fits within the Agency's long-term water supply planning process, supply reliability, and Member Government demand projections. Consideration of costs and water supply benefits allow a consistent "apples to apples" comparison to other water supply alternatives.

At the February 2013 meeting, the Tampa Bay Water Board approved Resolution No. 2013-006, which incorporated water-use efficiency evaluation efforts into the Agency's long-term water supply planning process. This resolution directed the Agency to:

- Develop and implement data collection, management and analysis protocols and procedures for the continued assessment of passive water-use efficiency within the Agency's service area.
- Integrate passive water-use efficiency into the Agency's Long-term Demand Forecast and Future Need Analysis.
- Include the Water-Use Efficiency Evaluation as an element of the Long-term Master Water Supply Plan and include an updated evaluation of potential active measures for implementing efficient water-use products as part of future options for the next Long-term Master Water Supply Plan update.

The Board subsequently directed Tampa Bay Water staff to evaluate demand management implementation strategies to determine how active demand management could be implemented and help meet the Agency's unequivocal water supply obligation, if selected by the Board.

In August 2018, Agency staff developed a list of potential demand management best practices that could save up to 11 mgd by 2030 at about one-fifth of the cost of developing new water supplies. This approach optimizes the use of existing water resources and could defer the need to develop new supplies to a later date, all within a cost-effective strategy. The plan was approved by the Board in December 2018 as part of the Long-term Master Water Plan update.

On August 20, 2018, the Board approved funding of demand management actions through the annual budget process and applying for matching cooperative funding from the District. The Board also directed staff to work with Member Governments to develop implementation strategies that will help to secure identified savings consistent with the Amended and Restated Interlocal Agreement.

The Tampa Bay Water Wise program was officially launched and open to the public via

tampabaywaterwise.org on March 30, 2020. The Working Group that was established at the outset of this program currently meets on a monthly basis and is comprised of representatives from each Member Government, Tampa Bay Water, and the District.

Attachments (3)

[Regional Dashboard_2.28.22](#)

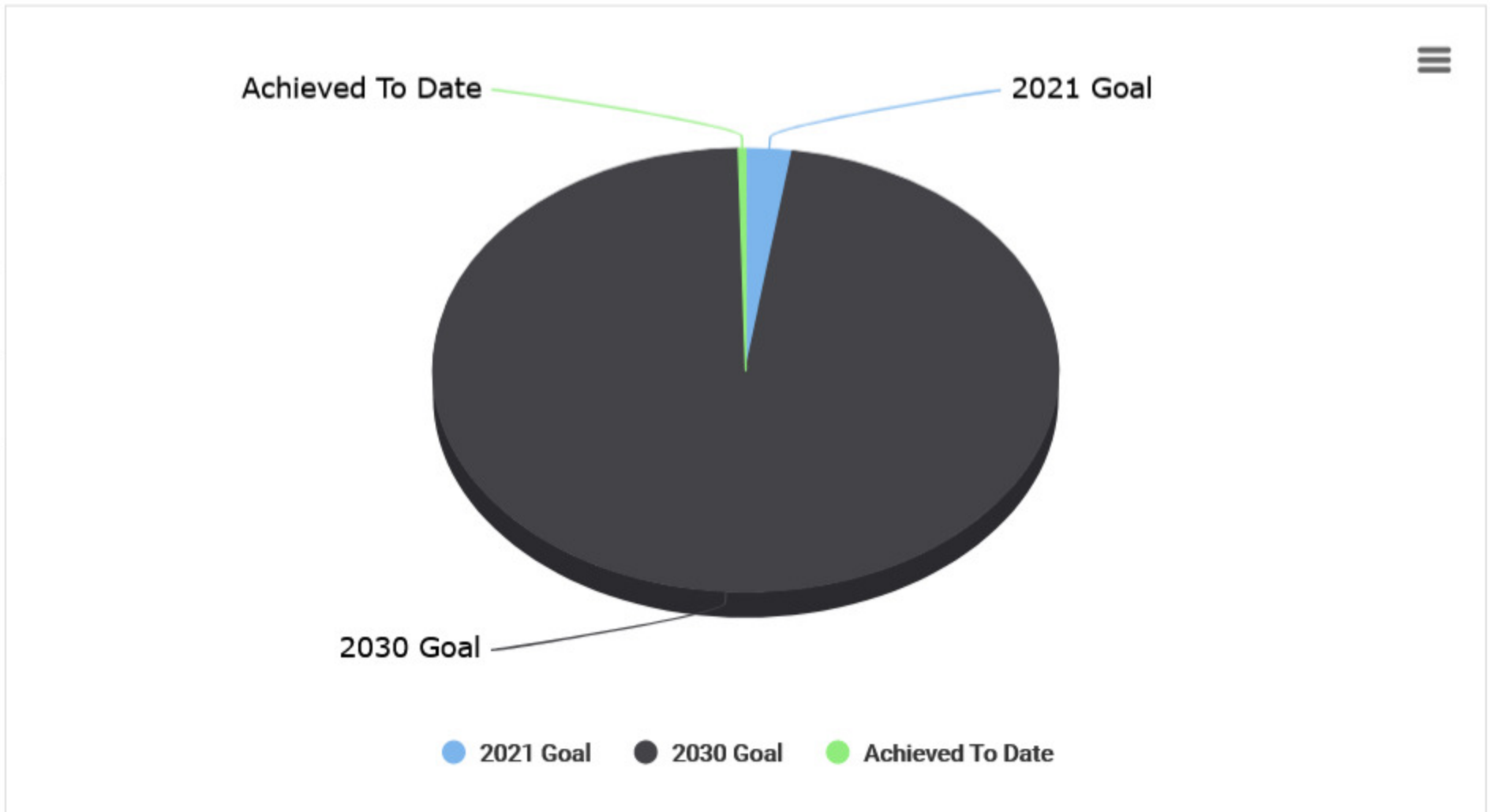
[Dec 2021_Member Govt Conservation Activities](#)

[Jan 2022_Member Govt Conservation Activities](#)

[D.3 Tampa Bay Water Wise Program Update Presentation](#)


Regional Total Water Savings (GPD) and 2030 Goal

REGIONAL WATER SAVED	
Gallons per Day	
2021 Goal	270,000
2030 Goal	11,000,000
Achieved To Date	42,113



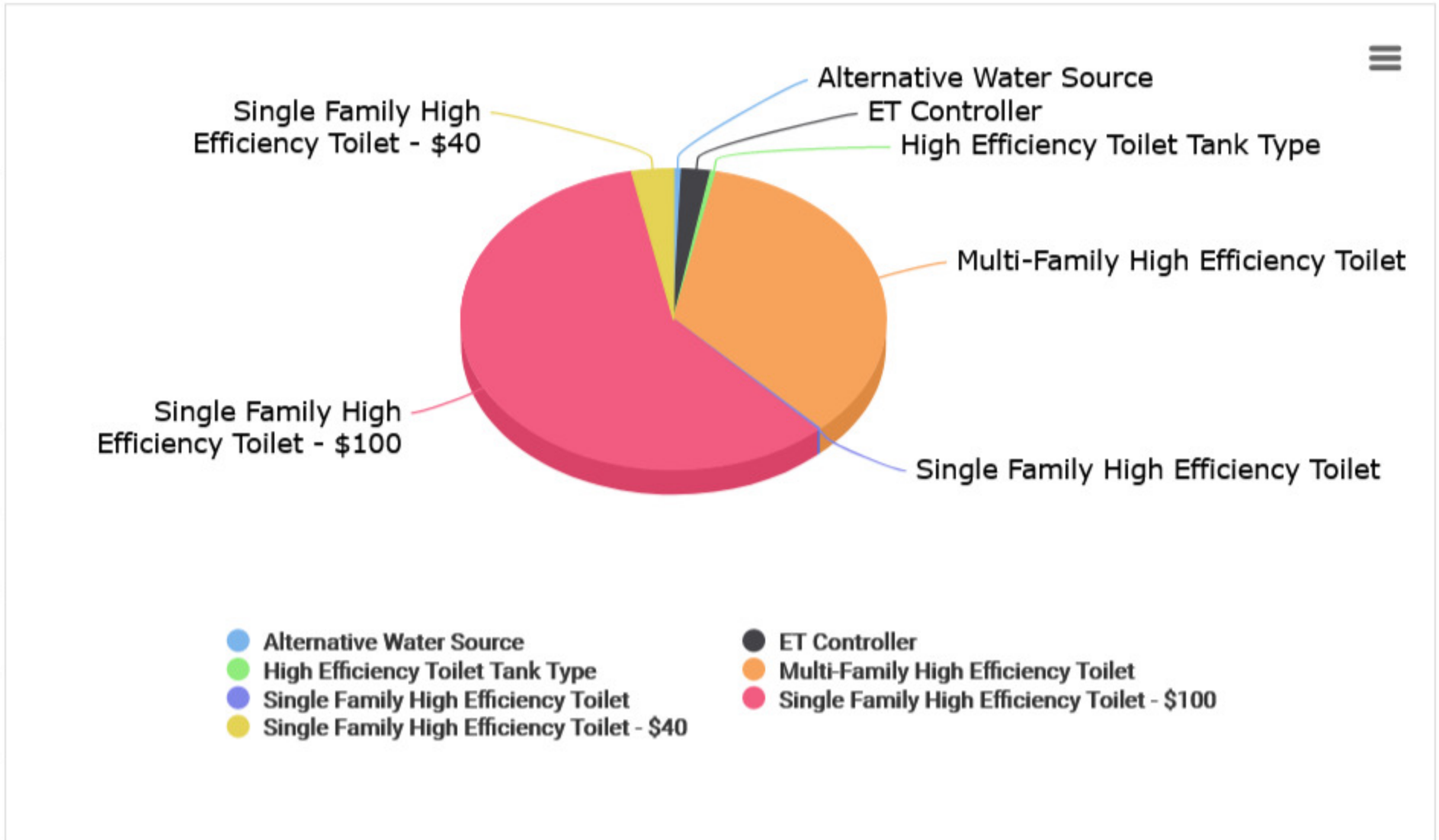
Regional Total Water Savings (GPD) by Water Demand Planning Area (WDPA)

REGIONAL WATER SAVED BY WDPA	
Gallons per Day	
Regional Savings	42,113
City Of Tampa	16,398
New Port Richey Public Water	568
North Hillsborough County Utilities	4,675
Pasco County Utilities	4,018
Pinellas County Water	7,873
South Hillsborough County Utilities	3,969
St Petersburg Water Resources	4,612



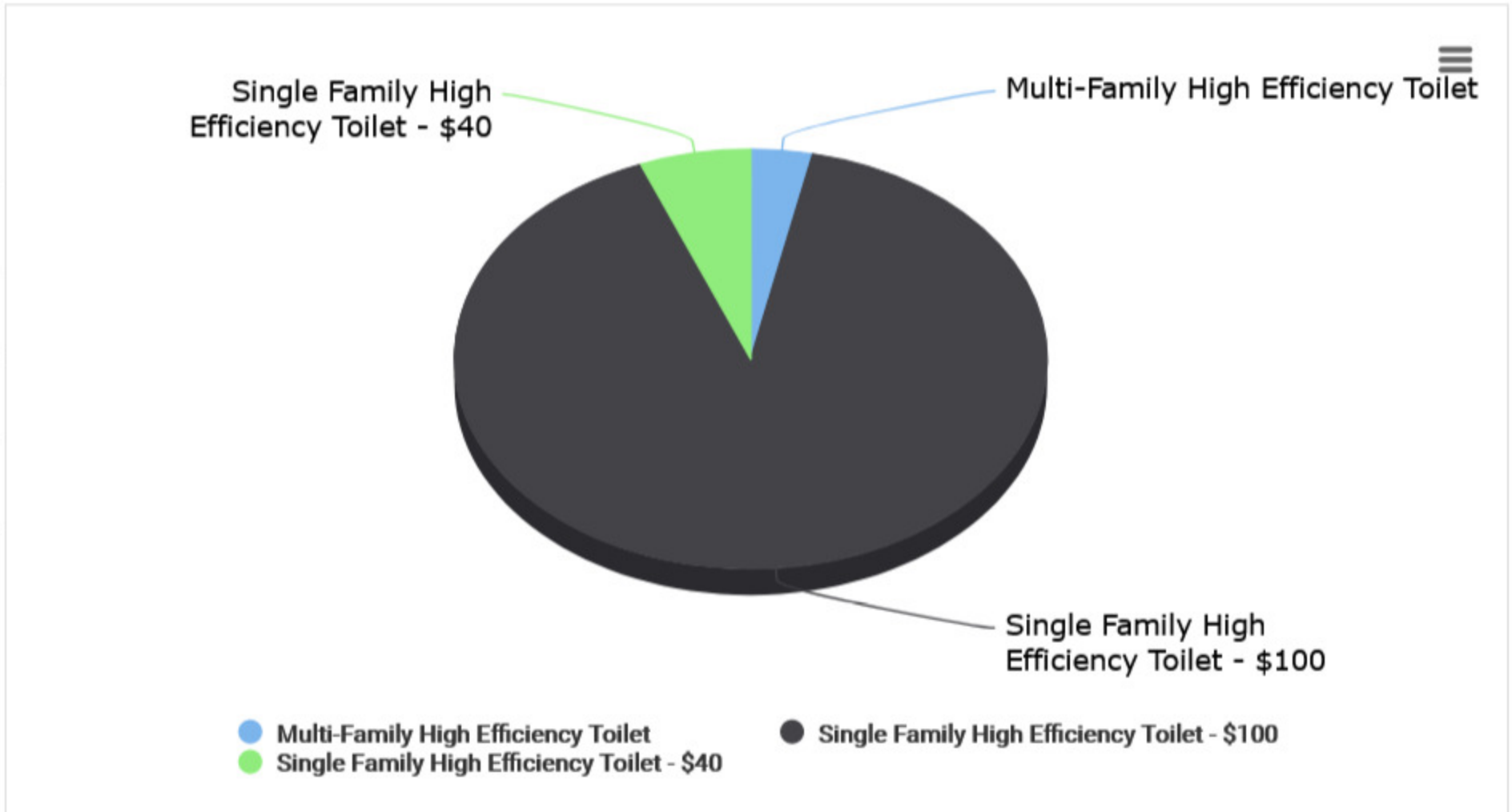
Regional Total Water Savings (GPD) by Rebate Type

REBATE TYPE	
Gallons per Day	
Regional Savings	42,113
Alternative Water Source	258
ET Controller	930
High Efficiency Toilet Tank Type	180
Multi-Family High Efficiency Toilet	14,607
Single Family High Efficiency Toilet	105
Single Family High Efficiency Toilet - \$100	24,710
Single Family High Efficiency Toilet - \$40	1,323



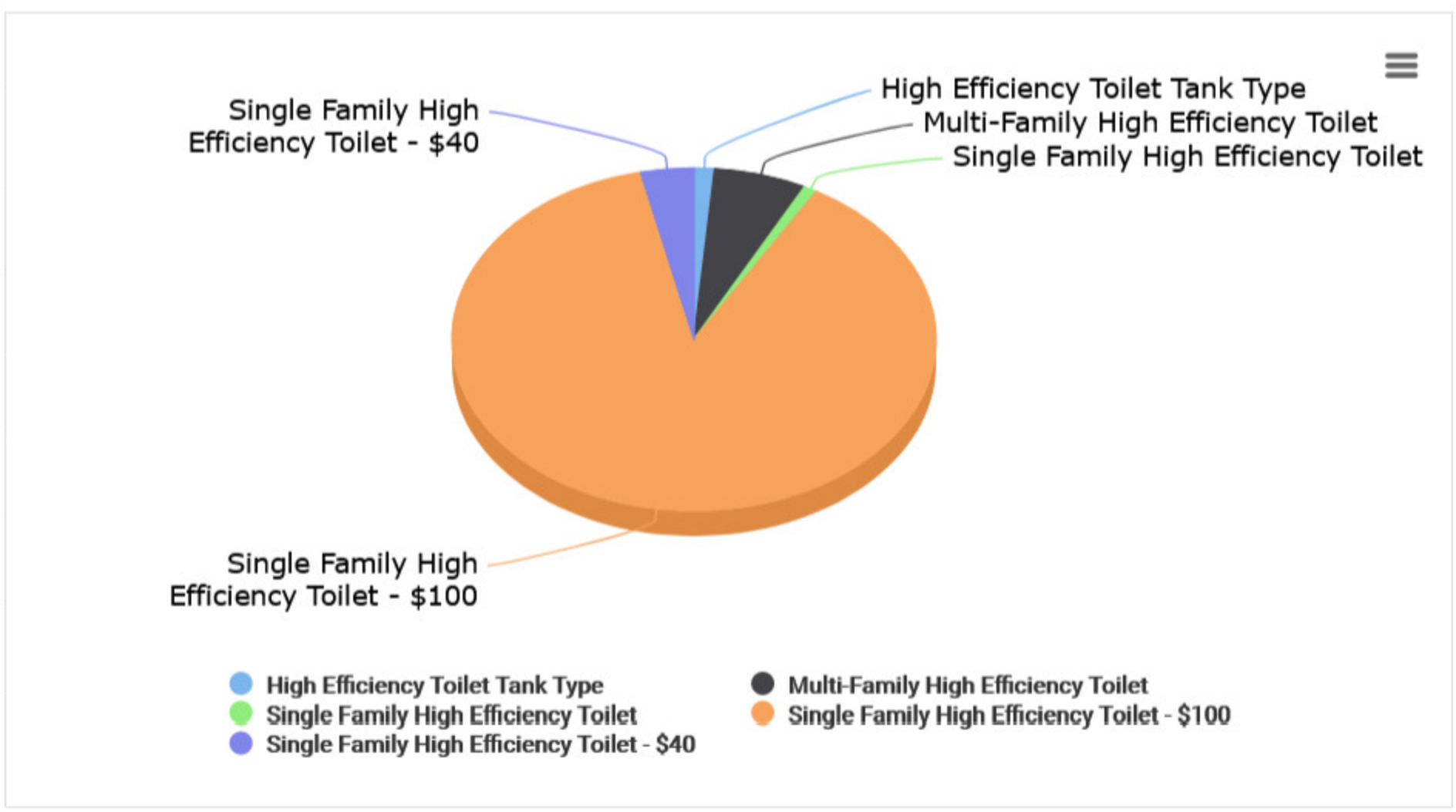
Pasco County Total Water Savings (GPD) by Rebate Type

REBATE TYPE	
Gallons per Day	
WDPA Savings	4,018
Multi-Family High Efficiency Toilet	135
Single Family High Efficiency Toilet - \$100	3,640
Single Family High Efficiency Toilet - \$40	243



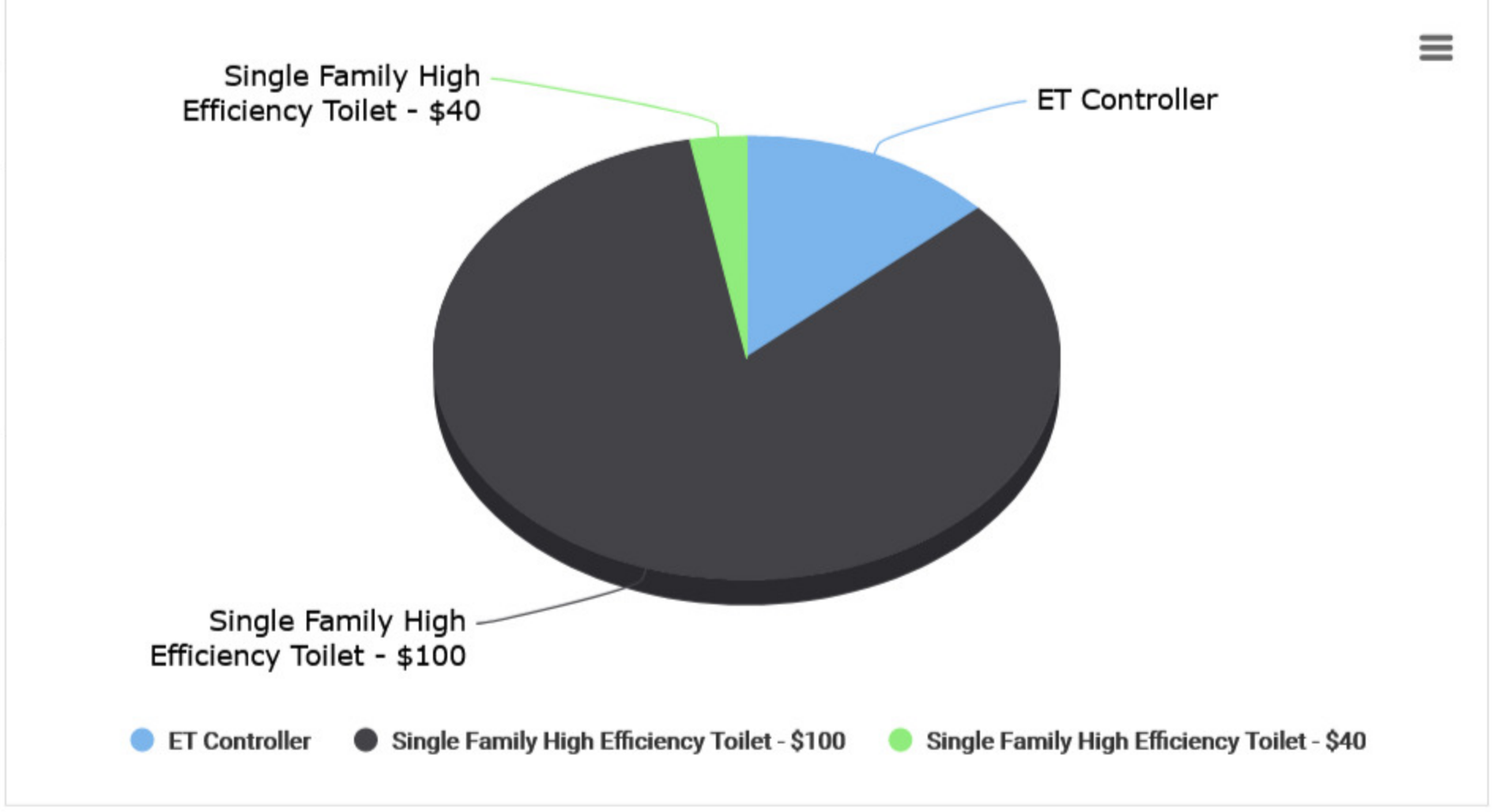
Pinellas County Total Water Savings (GPD) by Rebate Type

REBATE TYPE	
Gallons per Day	
WDPA Savings	7,873
High Efficiency Toilet Tank Type	108
Multi-Family High Efficiency Toilet	486
Single Family High Efficiency Toilet	70
Single Family High Efficiency Toilet - \$100	6,930
Single Family High Efficiency Toilet - \$40	279



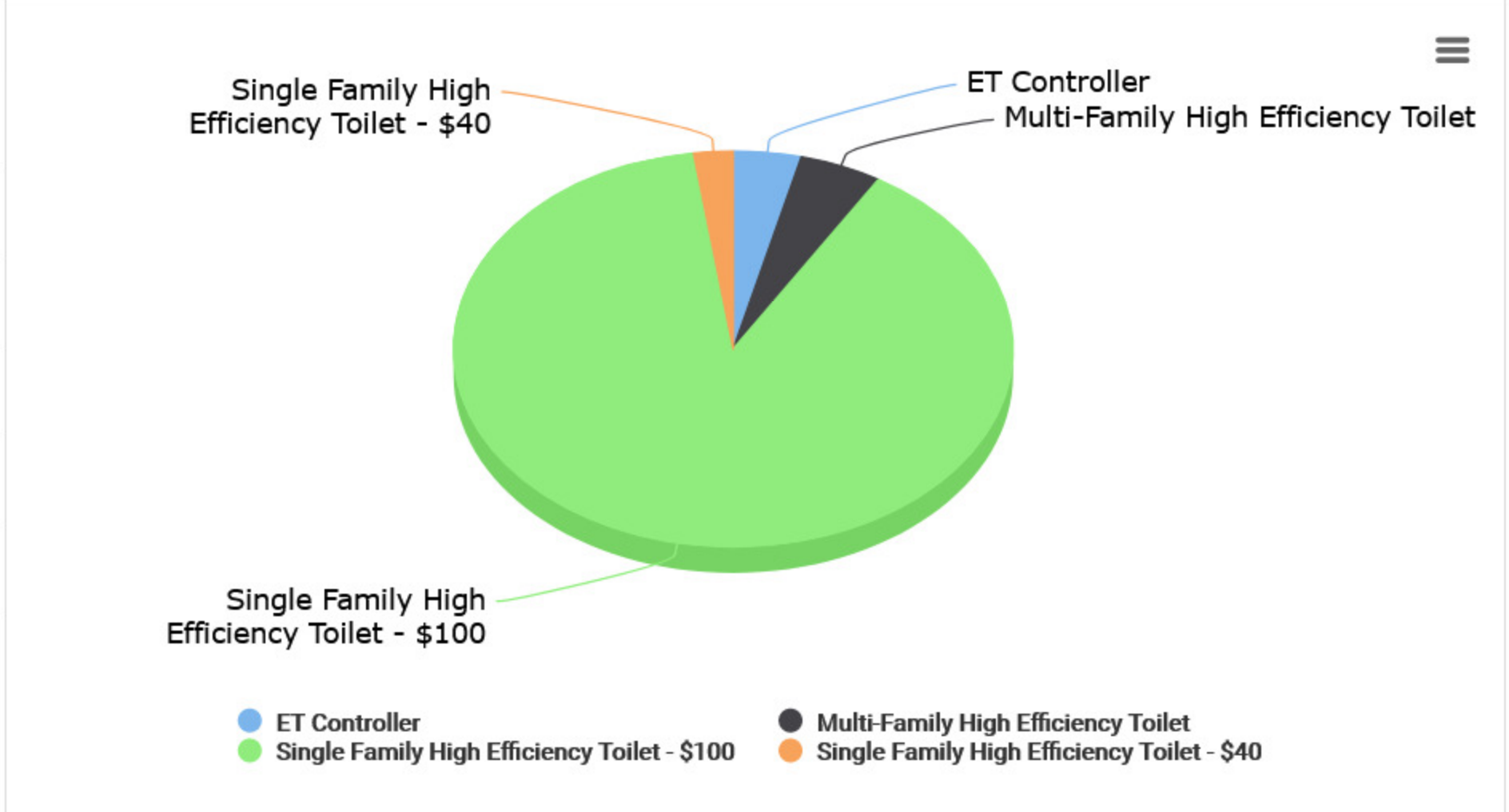
Northwest Hillsborough County Total Water Savings (GPD) by Rebate Type

REBATE TYPE	
Gallons per Day	
WDPA Savings	4,675
ET Controller	620
Single Family High Efficiency Toilet - \$100	3,920
Single Family High Efficiency Toilet - \$40	135



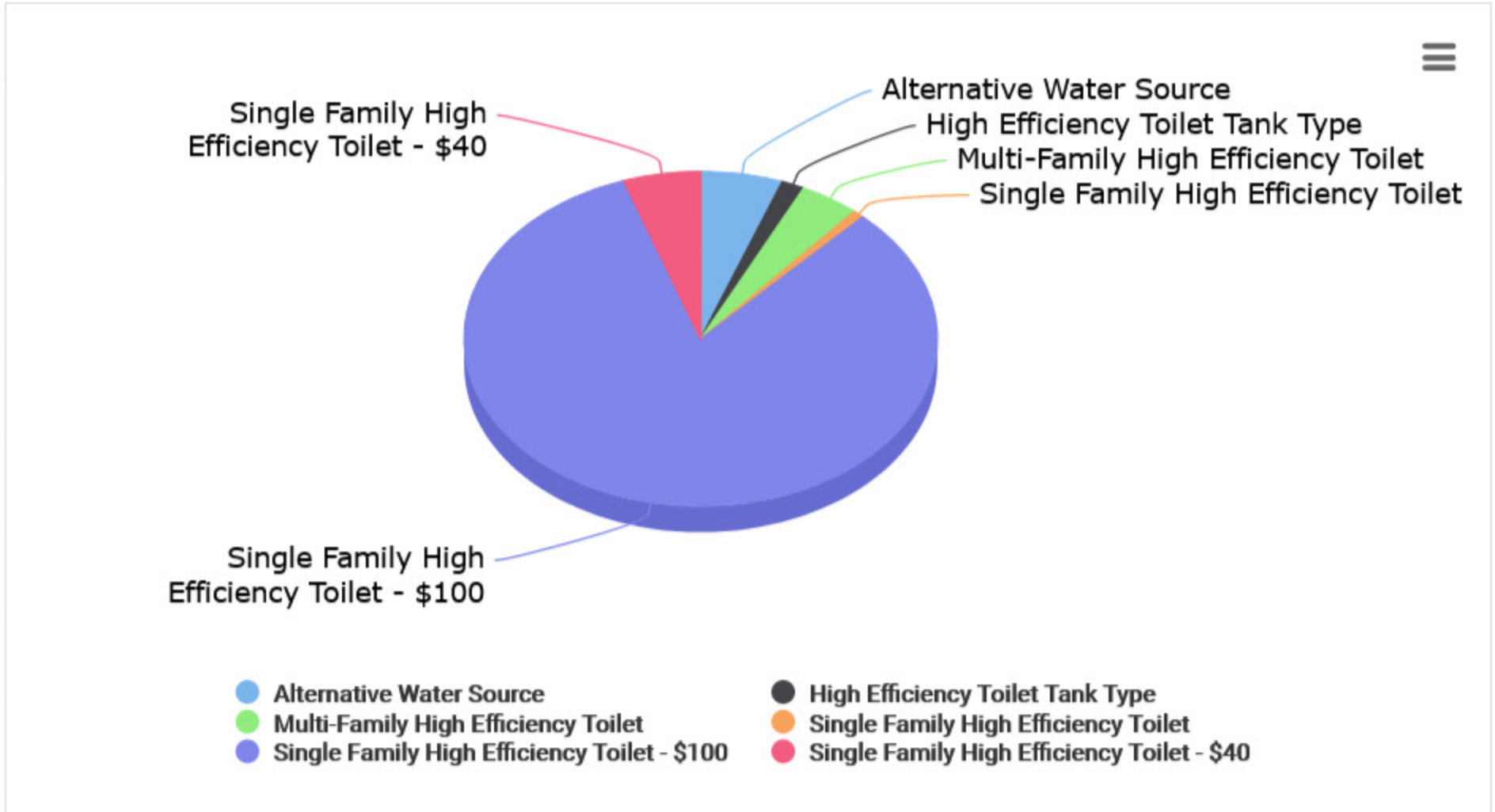
South Central Hillsborough County Total Water Savings (GPD) by Rebate Type

REBATE TYPE	
Gallons per Day	
WDPA Savings	3,969
ET Controller	155
Multi-Family High Efficiency Toilet	189
Single Family High Efficiency Toilet - \$100	3,535
Single Family High Efficiency Toilet - \$40	90



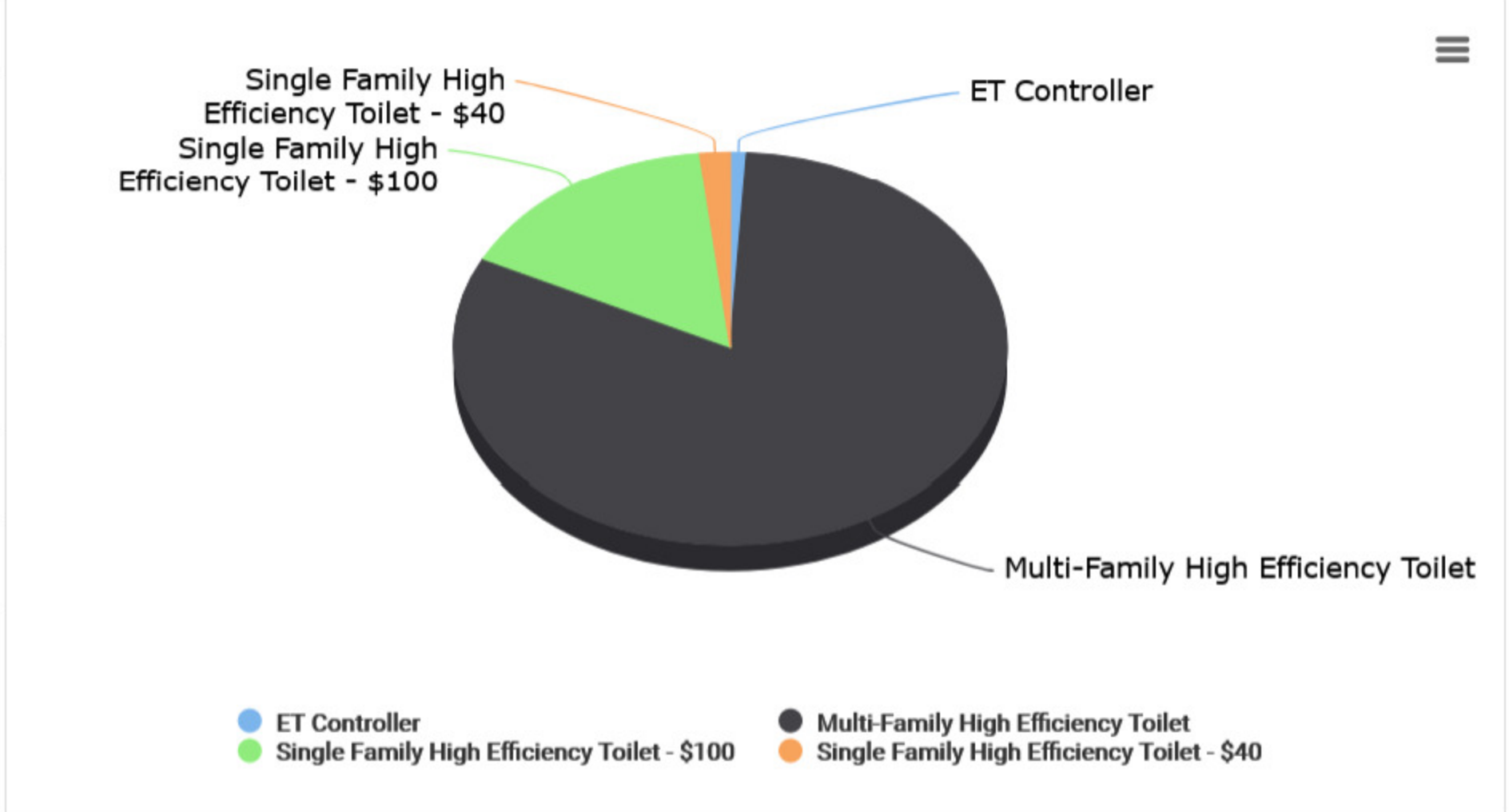
ST Pete County Total Water Savings (GPD) by Rebate Type

REBATE TYPE	
Gallons per Day	
WDPA Savings	4,612
Alternative Water Source	258
High Efficiency Toilet Tank Type	72
Multi-Family High Efficiency Toilet	189
Single Family High Efficiency Toilet	35
Single Family High Efficiency Toilet - \$100	3,815
Single Family High Efficiency Toilet - \$40	243



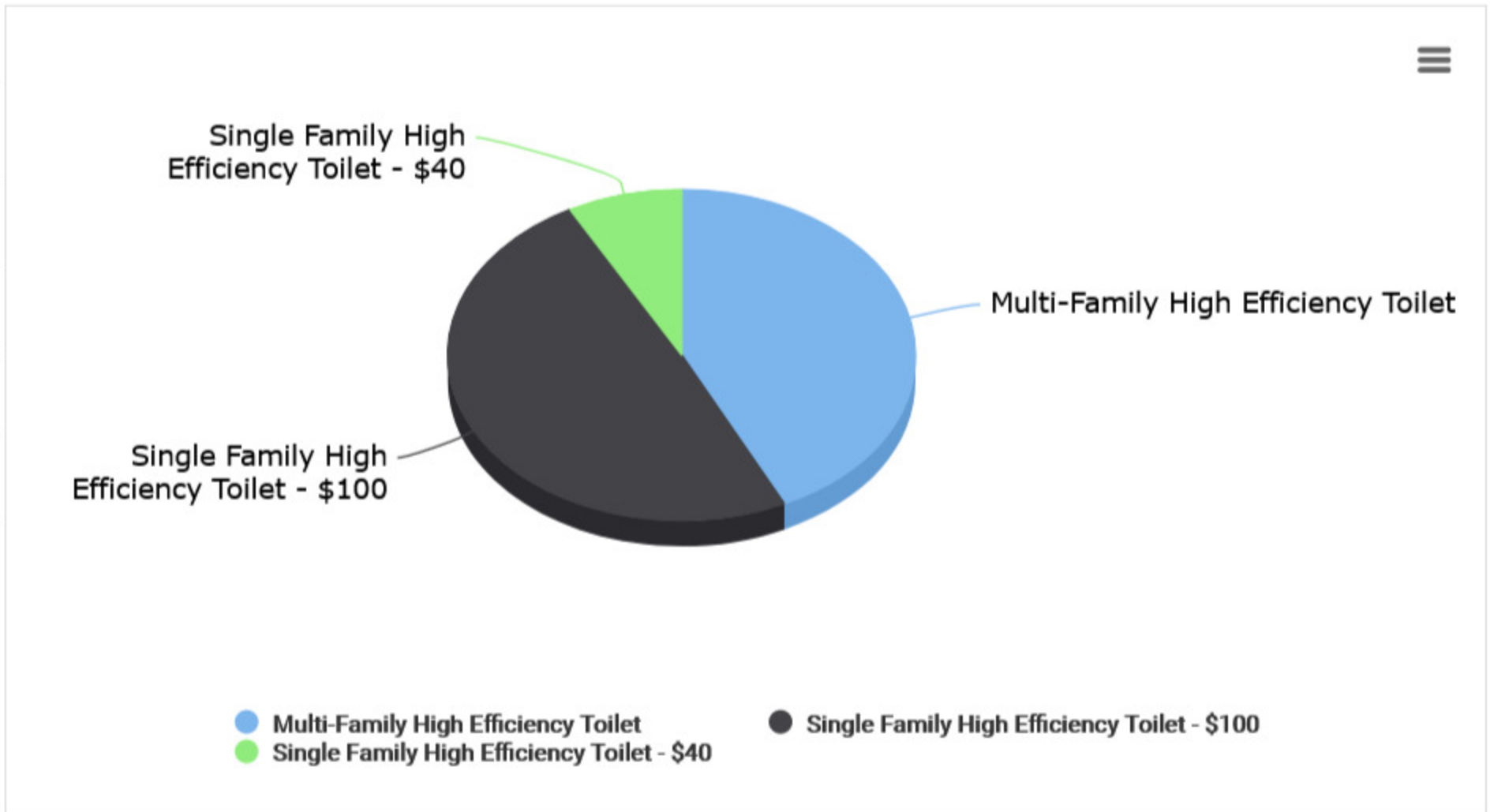
Tampa Total Water Savings (GPD) by Rebate Type

REBATE TYPE	
Gallons per Day	
WDPA Savings	16,398
ET Controller	155
Multi-Family High Efficiency Toilet	13,365
Single Family High Efficiency Toilet - \$100	2,590
Single Family High Efficiency Toilet - \$40	288



New Port Richey Total Water Savings (GPD) by Rebate Type

REBATE TYPE	
Gallons per Day	
WDPA Savings	568
Multi-Family High Efficiency Toilet	243
Single Family High Efficiency Toilet - \$100	280
Single Family High Efficiency Toilet - \$40	45



**Tampa Bay Water
Member Government Water Conservation Activities
December 2021**

Conservation Activities	Pinellas County	City of St. Petersburg	Hillsborough County	City of Tampa	Pasco County	City of New Port Richey
Programs & Devices						
Retrofit Kits Distributed	0	31	-	12	-	6
Hose Nozzles	0	31	0	12	0	-
Irrigation Evaluations	0	0	27	-	0	-
Rain/Soil Moisture Sensor Rebates	0	1	-	-	-	-
Indoor Audit	0	-	-	-	-	-
Education & Engagement						
Speaking Engagements - # events, #attendees	0	1/32	4/61	-	1/35	-
Expos/Fairs/Events	0	-	0	-	-	-
Tours	2	-	-	-	-	-
Paper/E-bill conservation message - #recipients	-	1/93,000	-	-	1/100,000	-
Hotline Calls/Email Inquiries	31	202	107/585	-	3	-
Media						
Conservation Website Users - # visits	669	1,468	455	152	-	-
E- Newsletter Opens	-	1,349	-	-	-	-
Twitter Engagements	18	-	-	-	-	-
Facebook Engagements	54	-	445	-	-	-
LinkedIn Engagements	-	-	-	-	-	-
NextDoor Engagements	-	-	-	-	-	-
Television Shows/Radio Interviews	-	-	0	-	-	-
News Releases	0	-	9	-	-	-
Infrastructure Related						
Meter Tests/Changeouts - proactive measure	149	791	-	-	-	47
Reclaimed Water (net new connections)	26	-	27	-	134	-
Enforcement						
Water Restriction Warnings	28	0	158	-	6	0
Water Restriction Citations	0	0	44	-	-	0
Water Restriction Enforcement Hours	38.5	2	-	507	-	-
Water Restriction Enforcement Mileage	597	10	-	-	-	-
Tampa Bay Water Wise Activities						
Facebook Posts (#)	0	-	-	-	-	-
Facebook Engagements	0	-	-	-	-	-
NextDoor Posts (#)	-	-	-	-	-	-
NextDoor Engagements	-	-	-	-	-	-
Twitter posts (#)	0	-	-	-	0	-
Twitter Engagement Rate	0	-	-	-	-	-
Newsletter/Email - # of recipients	-	2/4,108 total	-	-	-	-
- open rate	-	54%/32%	-	-	-	-
- click rate	-	-	-	-	-	-
Utility Bill Insert - Name rebate type	-	1	-	-	-	-
Utility Bill Insert - # of recipients	-	93,000	-	-	-	-
Other TBWW Activities (Brief description)	-	assets in e-newsletters	Provide TBWW brochures to residents having water restrictions Code Enforcement contact	Direct customer referrals	-	-

**Tampa Bay Water
Member Government Water Conservation Activities
January 2022**

Conservation Activities	Pinellas County	City of St. Petersburg	Hillsborough County	City of Tampa	Pasco County	City of New Port Richey
Programs & Devices						
Retrofit Kits Distributed	-	18	-	77	-	6
Hose Nozzles	-	18	33	77	-	-
Irrigation Evaluations	-	0	15	-	-	-
Rain/Soil Moisture Sensor Rebates	-	0	-	-	-	-
Indoor Audit	-	-	-	-	-	-
Education & Engagement						
Speaking Engagements - # events, #attendees	-	7 / 177	10/447	2/107	-	-
Expos/Fairs/Events	-	0	1	1/150	-	-
Tours	4	0	0	-	-	-
Paper/E-bill conservation message - #recipients	2/26,760	1 / 93,000	-	-	1 @ 100,000	-
Hotline Calls/Email Inquiries	35	330	85/932	-	394	-
Media						
Conservation Website Users - # visits	1034	1,321	943	218	Not available	-
E- Newsletter Opens	-	1,290	-	-	-	-
Twitter Engagements	7	-	6144	-	-	-
Facebook Engagements	38	-	2899	-	-	-
LinkedIn Engagements	-	-	-	-	-	-
NextDoor Engagements	-	-	-	-	-	-
Television Shows/Radio Interviews	-	-	2	-	-	-
News Releases	0	0	16	-	-	-
Infrastructure Related						
Meter Tests/Changeouts - proactive measure	165	1,165	-	-	-	-
Reclaimed Water (net new connections)	-	-	-	-	150	-
Enforcement						
Water Restriction Warnings	16	0	205	-	-	0
Water Restriction Citations	1	0	53	-	-	0
Water Restriction Enforcement Hours	40.5	3	-	-	-	-
Water Restriction Enforcement Mileage	674	13	-	-	-	-
Tampa Bay Water Wise Activities						
Facebook Posts (#)	5	-	-	-	-	-
Facebook Engagements	235	-	-	-	-	-
NextDoor Posts (#)	-	-	-	-	-	-
NextDoor Engagements	-	-	-	-	-	-
Twitter posts (#)	5	-	1	-	-	-
Twitter Engagement Rate	43	-	1.10%	-	-	-
Newsletter/Email - # of recipients	-	1 / 3,696	-	-	1 @ 100,000	-
- open rate	-	36%	-	-	-	-
- click rate	-	-	-	-	-	-
Utility Bill Insert - Name rebate type	0	-	-	-	-	-
Utility Bill Insert - # of recipients	0	-	-	-	-	-
Other TBWW Activities (Brief description)	Updated stores with signs and provided outreach to customers, brochures mailed out	assets in e-newsletters; dedicated slide in presentations	Provide TBWW brochures to residents having water restrictions Code Enforcement contact	Zoo Tampa Tabling, Home Depot/Lowes signage	-	-

Tampa Bay Water Wise Program Update

Agenda Item D.3

March 21, 2022

Amelia Brown
Demand Management Program
Manager
Tampa Bay Water

Bruce Matulich
CEO & Executive Director
EGIA
(Electric & Gas Industries Association)





- Save up to 11 million gallons per day by 2030
- Lower cost than developing new supplies
- EGIA is the 3rd party rebate administrator and manages the marketing
- Members help promote the program and guide its development through monthly working group meetings
- District co-funds the program

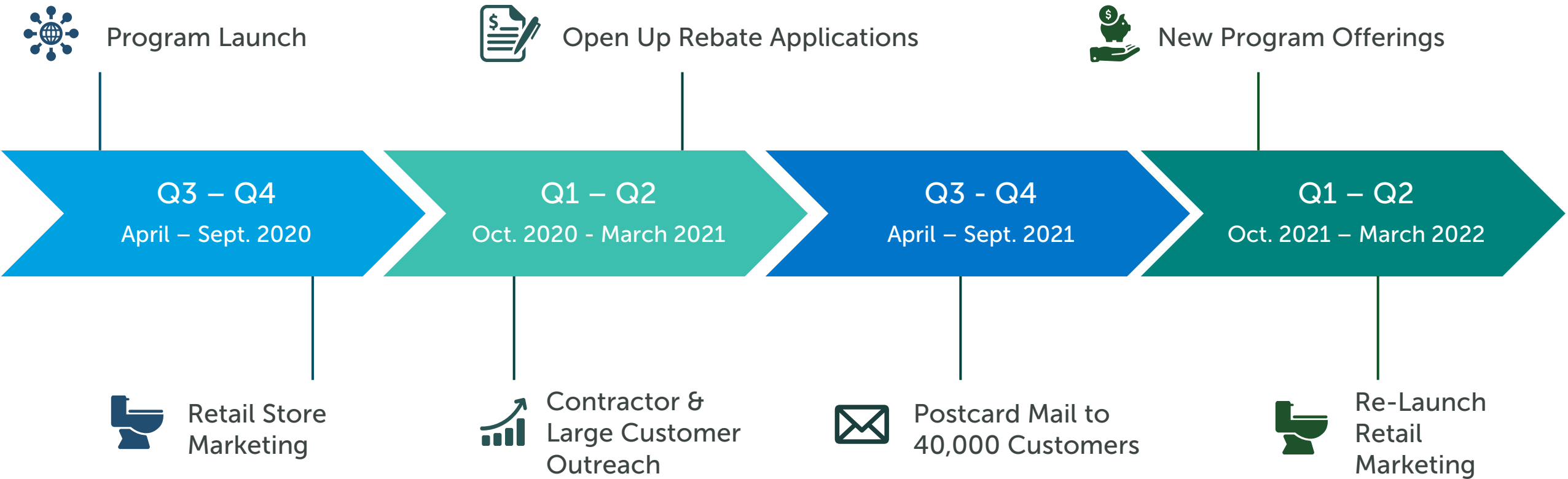
Residential Rebates



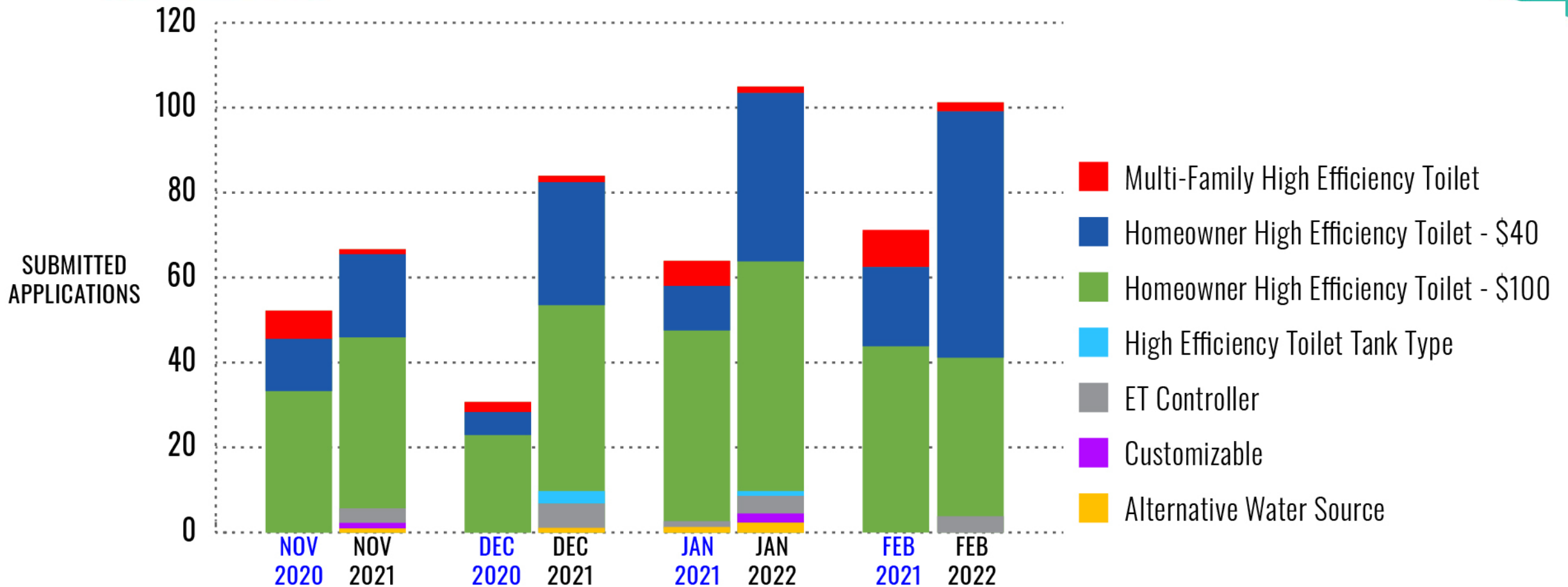
Commercial Rebates



Program Highlights

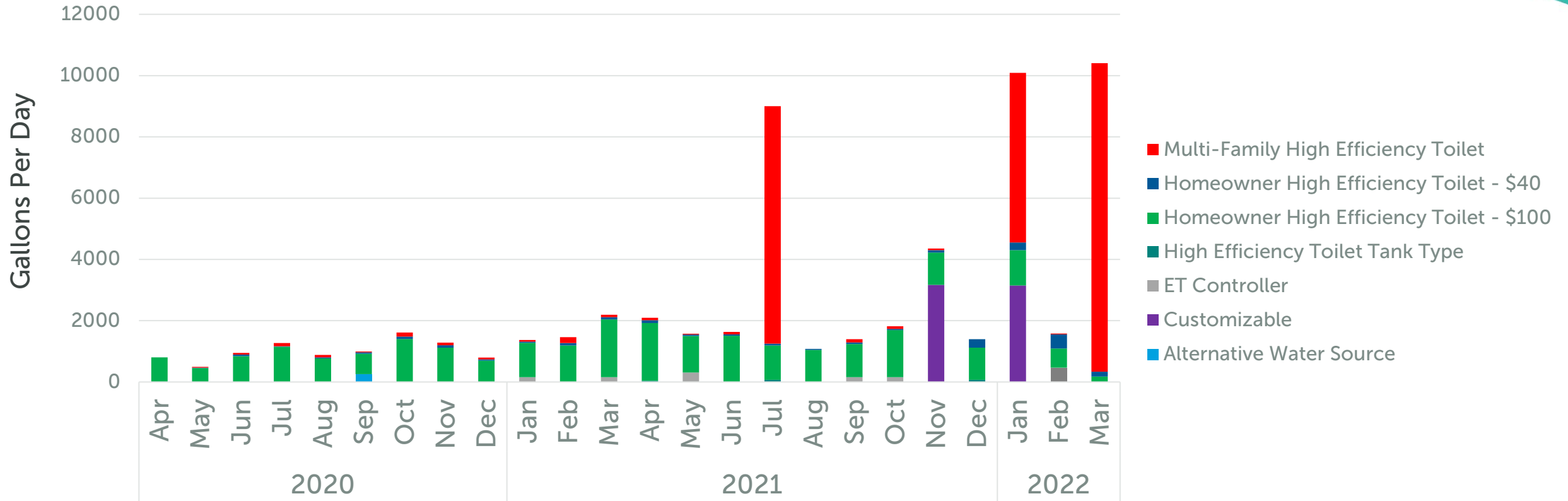


Application Submissions Showing Progress



Year over year application submissions are up for the last four months in row.

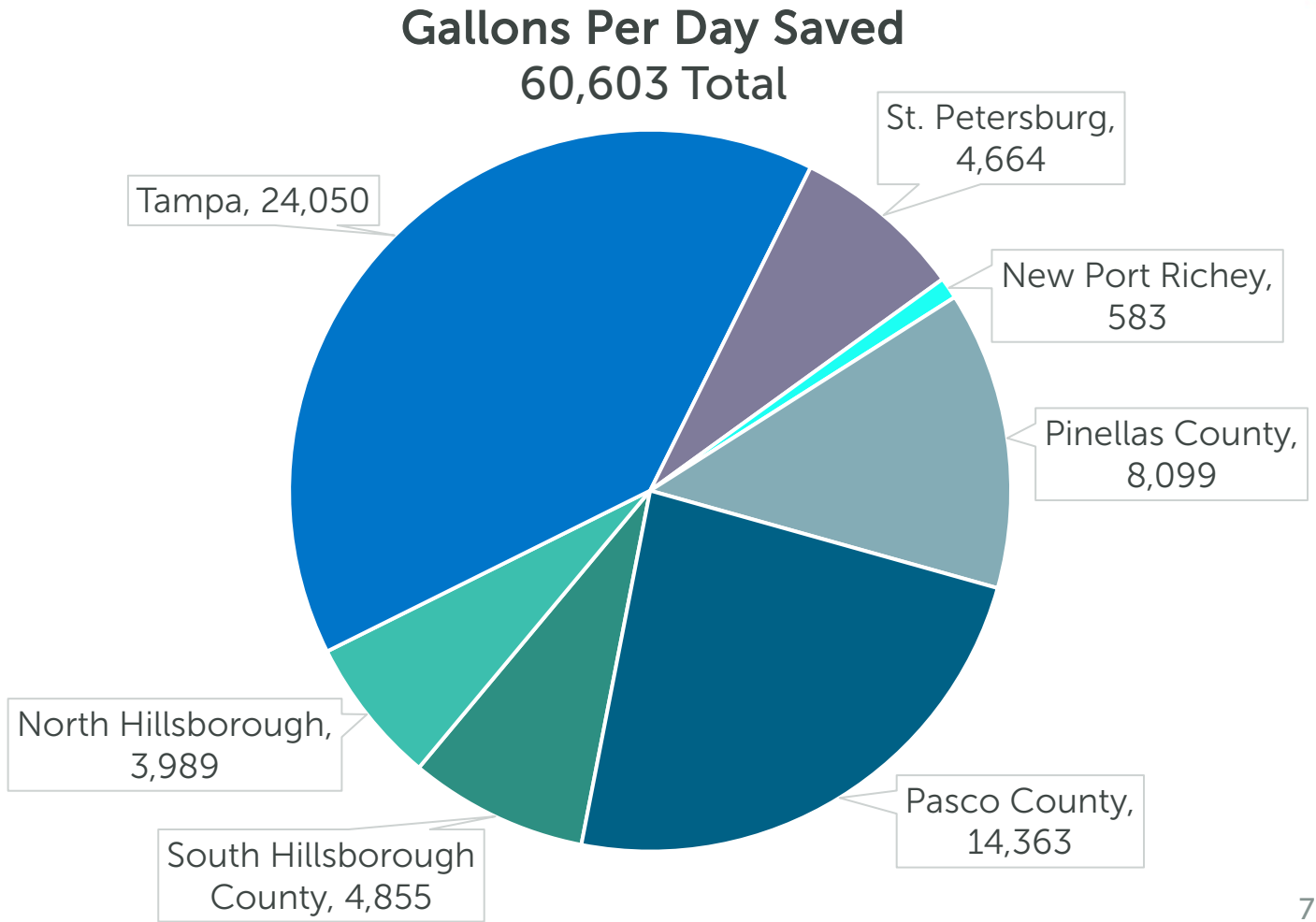
Savings Show Program is Maturing



Large and complex project submissions with extended sales pipelines are picking up.

Program Water Savings (March 2020 – March 2022)

Rebate Type	# Rebates Issued
Homeowner toilets	909
Multi-family toilet	915
Irrigation controller	9
Commercial toilet	5
Shallow well	1
Customizable	2
Total	1,841



Continue Focus on Large Project Savings

Direct Outreach

- Leverage existing product sales channels through contractors and distributors
- One-on-one outreach with key customer prospects
- Outreach to property management organizations

Marketing Materials

- Customer fact sheets
- Case studies
- Sales toolkits
- Product fact sheets

Current & Upcoming Marketing Efforts



Targeted Direct Mail for Qualified Homeowners



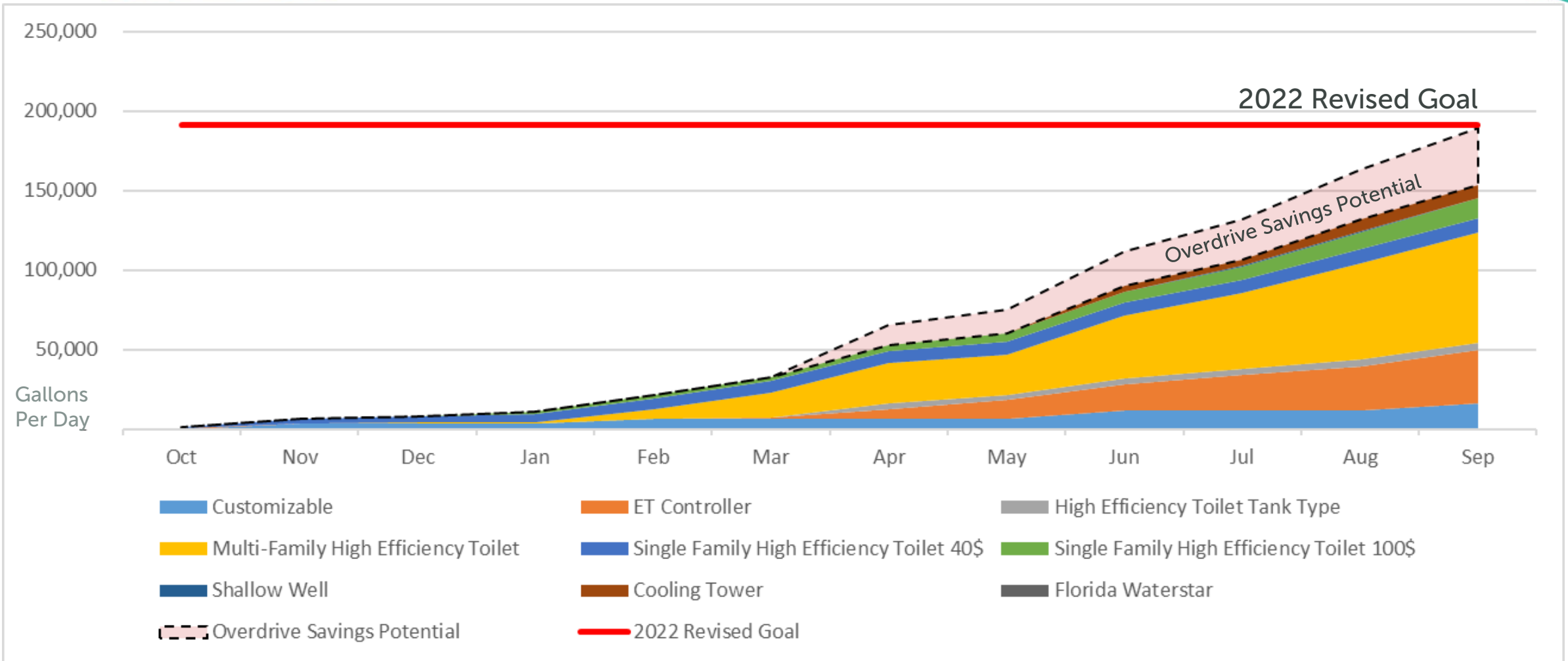
Targeted Digital Ads Served
Only to Qualified Homeowners



In-Store Rebate Point of Purchase
and Box Stickers



2022 Projected Savings by Measure





Questions



DATE: March 7, 2022

TO: Board of Directors

THRU: Charles H. Carden, General Manager

FROM: Michelle Stom, Chief Communications Officer

SUBJECT: Agency Division Activity Reports for February 2022 - *Receive Report*

SUMMARY

The following is an update on current activities for each Tampa Bay Water Division for the month of February 2022.

SUGGESTED ACTION

Receive and File.

COST/FUNDING SOURCE

N/A

DISCUSSION

The following is an update on current activities for each Tampa Bay Water Division for the month of February 2022.

Engineering, Construction, Planning and Projects Departments

The Engineering, Construction, Planning and Projects Departments are responsible for the delivery of the Agency's Capital Improvements Program including, design, permitting, and construction of capital projects. Additionally, the departments are responsible for engineering evaluations, surveying, utility

conflict management, and real estate management and acquisition. The following are major division activities for February 2022.

- Brandon Booster Station (Project 01609) - In conjunction with Public Affairs, a virtual Neighborhood Meeting was held to address upcoming road closures due to upcoming pipeline installation.
- Initiated Capital Improvements Program Risk Management activities including standing up a Risk Management/Register working group.

Construction

Construction administers capital projects construction contracts to be in compliance with the design, permitting, regulatory requirements, property rights, budget, schedule and all related agreements.

- W. Bill Young Regional Reservoir Solar Energy System (Project 52004) - Solar panels became operational on February 12, 2022
- Cypress Bridge Wellfield Improvements (Project 50031) - Issued Notice to Proceed and held preconstruction meeting.

Engineering

Engineering conducts limited in-house design; provides capital projects project management services in as-needed basis; conducts engineering studies and assessments; manage Agency design standards and specifications; ensure that all capital projects meet Agency's engineering standards and specifications; and provides quality review of capital projects design completed by outsourced services.

- Continued coordination meetings with Hillsborough County regarding South County Supply.
- Finalized Brandon Booster Station GMP No. 5 for Board approval (Project No. 01609)
- Held the Southern Hillsborough County Pipeline project – Route Criteria weighting workshop (Project No. 01610/01616.)

Planning and Projects

Planning & Projects manages and implements the update of the Agency's Capital Improvements Program, the Long-term Master Water Plan, and the Energy Management Program and other Agency critical plans and reports and provides capital projects project management services. They also are responsible for the development of all processes and procedures for effective project management following project management best practices.

- Completed FY 2023-Capital Improvements Program cash flow analysis.
- Continued the development and review of Project Management Guidelines and Procedures.
- Completed the development of scripted training videos for the Masterworks Program/Project Management Software.

Real Estate

Real Estate is responsible for the negotiation and acquisition of property rights for capital projects and supports other departments by verifying that property rights under existing agreements allow proposed projects and other activities. Additionally, it manages existing lease and license agreements, property address changes, verifies taxes due or exemption status annually, and disposes of surplus property.

- Prepared property cost estimates for the proposed South Hillsborough Wellfield (via SHARP credits).
- Continued negotiations on the Ag-Mart parcels for the acquisition of four well sites and other easements on the ELAPP portion of the proposed South Hillsborough Wellfield (via SHARP credits).
- Finalized easement agreement granting Tampa Bay Water additional access rights at no cost, along State Road 54 as part of Pasco County's roadway expansion project.
- Finalized Mutual Use Agreement for Cosme Odessa with the City of St. Petersburg for the construction of a berm within our easement area.
- Continued negotiations with Hillsborough County on the potential sale of 39 vacant parcels adjacent to the Regional Surface Water Treatment Plant.

Surveying

Surveying manages the utility conflicts and cathodic protection programs; manages and conducts surveys; manages and maintain record drawings; and maintain and develop computer-aided design (CAD) and geospatial data for the Agency. They also assist with engineering, construction, real estate, and geographic information systems (GIS) activities.

- Finished documenting the geospatial locations of the Cypress Bridge Transmission Main appurtenances from the Cypress Creek Facility to Cypress Bridge Well 1.
- Completed 2022 Phase 1 repairs and replacement of the Desalination Transmission Main cathodic protection system.

Finance and Administration Division

The Finance and Administration Division is responsible for finances, procurement, inventory, risk and vital records. Departments include Finance, Purchasing and Warehouse and Records. The following are major division activities for February 2022.

- Continued working on the Fiscal Year 2023 Operating Budget.
- Researched e-procurement software for Request for Proposals and Bids to streamline processes.
- Completed Clearwater Renovation project.

Finance

Finance manages the budget, payroll, account payables and receivables, capital assets, cash and investments, debt management and financial compliance for the Agency. They also assist with the training and maintenance of the accounting software, Munis.

- Continued working on the Fiscal Year 2023 Operating Budget.
- Completed scoring of Financial Auditing Request for Qualifications in accordance with Florida Department of Management Services contract.

Purchasing and Warehouse

Purchasing issues, processes and administers the appropriate solicitations and ensures that all procurement activities are conducted in compliance with statutes, policies and provides best value solutions for the Agency. They also are responsible for the management and accountability of the agency's warehouse and inventory items.

- Chemical supplier negotiations on-going for second increase this fiscal year.
- Researching e-procurement software for Request for Proposals & Bids to streamline processes.

Records

Records manages the central repository for the Agency's records efficiently and effectively through their life cycle and assists staff in complying with applicable public records laws regarding retention, management and disposition of records. They are also responsible for responding to public records requests and assist with agenda preparation. Additionally, they are responsible for managing the Agency's insurance programs and provides staff and vendors assistance regarding required insurance coverage.

- Completed Clearwater renovation project.
- Continued review of SOP process, approvals and storage.

Human Resources Department

The Human Resources Department is responsible for establishing and administering human resources policies and procedures in accordance with federal, state and local laws and requirements, under the oversight and approval by the agency's general manager and board of directors. In addition, Human Resources is responsible for employee recruitment and retention, benefits administration, employee relations, training and development, employee compensation and oversight of the Employee Appreciation Team. The following are major department activities for February 2022.

- Served as project manager for the recruitment of the Chief Operating Officer (COO) and the Chief Science Officer (CSO). Application deadline for the COO was February 21, 2022, and the deadline for the CSO was February 25, 2022.
- Participated with other agency leaders on COVID-19 response and communications.
- Passed the nondiscrimination testing of the Agency's flexible spending accounts.
- Completed the U.S. Equal Employment Opportunity Commission EEO-4 Report.
- Continued to evaluate formal approach for tracking licenses and/or continuing professional education.

COVID-19 Response

Worked collaboratively with the General Manager, Chief Financial Officer, Interim Chief Science & Technical Officer, Chief Communications Officer, Interim Chief Operating Officer, Information Technology Director, and Safety Services Manager on plans for the health and safety of agency employees.

- Continued to provide COVID-19 screening information pursuant to agency guidelines for employees, co-op students, security officers, full-time consultants and all interviewees who enter Tampa Bay Water properties.

Employee Relations

The Human Resources Department staff identify and resolve employee complaints in an expeditious and equitable manner to prevent complaint escalation and act as a liaison or intermediary between employees and managers and employees in general. In addition, the Human Resources Department encourages that agency policies are fair and are enforced consistently.

- Conducted onboarding for new employees.
- Prepared evaluations through NEOGOV Perform for employees who completed six (6) month probationary period.
- Continued to conduct surveys of new hires at one week, one month and three months post start date.
- Participated in meetings with managers, leads and/or employees on work related issues.
- Responded to employee call/emails with request for meetings.
- Conducted Exit Interviews for three employees. Two employees retired, and one employee resigned.
- Scheduled and led 15 new employees on a tour of the regional system.

Employee Recruitment

- Served as project manager for the recruitment of the Chief Operating Officer (COO) and the Chief Science Officer (CSO). Application deadline for the COO was February 21, 2022, and the deadline for the CSO was February 25, 2022.
- Conducted the recruitment for the following staff positions:

Electrician I (North), Water Plant Operators (2 positions), Project Manager (2 positions), Regional Operations Manager (formerly Operations Manager), Assistant Regional Operations Manager (formerly Operations Manager), Lead Operator, Operations Support Specialist, Chief Science Officer (formerly Chief Science & Technical Officer) and Chief Operating Officer

- Reviewed the following vacant position descriptions in anticipation of recruitment:

Public Affairs Coordinator, Engineering Senior Manager, Lab Technician, Senior Cyber Security Analyst, Regulatory Compliance Engineer, Environmental Regulatory Compliance Senior Manager

- Hired: Water Plant Operator

- Promotion: Laila Martin was promoted to Regional Operations Manager and Tim Schilling was promoted to Lead Operator.

Employee Appreciation Team

The Employee Appreciation Team (EAT) assists in the development and implementation of programs and events that help ensure employees are committed to the Agency's mission and vision; ensure employees are recognized for their work and professional achievements; and provide opportunities for all employees to connect on a regular basis.

- Planned and held annual agency chili cook-off.
- Planned events for and scheduled Employee Appreciation Day on March 4.
- Planned and schedule luncheon for World Day for Cultural Diversity for May 20.

Benefits

The Human Resources Department is responsible for performing routine benefits administration activities and resolving benefit issues.

- Processed Family Medical Leave Act (FMLA) applications and answered questions.
- Conducted meetings with employees on a variety of issues, such as: personal illness, family illness, FMLA, worker's compensation, retirement questions, stress, etc.

Compensation

- Updated and amended job descriptions on an as-needed basis. Created a new career ladder for the engineering position. Worked with MGT Consulting for grade assignment and internal review and approval.
- Reviewed possible additional career ladder positions.

Employee Safety

The Human Resources team is responsible for promoting employee safety practices, reviewing workers compensation cases and participating on the agency safety team.

- Posted OSHA Form 300 2021 Report at all locations.
- Reported workers compensation injury and coordinated care and modified duty recommendations, as needed.
- Worked with employees who expressed safety concerns or made suggestions.
- Participated in monthly Safety Team Meeting and met with Safety Services Manager.

Training and Development

- Continued to evaluate a formal approach for tracking licenses and/or continuing professional education.

Information Technology Department

The Information Technology (IT) department supports Tampa Bay Water's computer, communications, and data systems. IT staff design, build, support, manage, procure, and maintain various technology systems to ensure the ability for staff to accomplish their key objectives and optimize productivity. The group is responsible for the management and security of the Agency's data, electronic information, and network systems. The department is composed of three core cross-functional teams: Applications, Systems, and SCADA (Supervisory and Control and Data Acquisition). The following are major department activities for February 2022.

- Monitored and continue monitoring cybersecurity communication channels for any specific threats that may emerge from ongoing Russian activities.
- Presented cybersecurity update/training at monthly agency employee meeting.
 - Continued onboarding of new IT Director, including introduction to agency staff, review of mission, organizational structure, and tour of system facilities, and completed review of IT infrastructure, systems, job functions, support processes, and projects in process.

Applications

The Applications team supports data and software systems built within various technologies. This includes development, maintenance, and procurement for custom applications, databases and flows, and third-party software including GIS systems.

- Continued processing of updates to our Long-Term Demand Forecast System.
- Completed updates to the Integrated Hydrological Model front end and error handling.
- Continued planning and analysis for NAVD88 Datum changes to DataMart and permitting reports.

Systems

The Systems team manages Agency's enterprise technology infrastructure encompassing: PCs, computer peripherals, servers, networks, data centers, cloud environments, and telecommunication systems. The team also oversees cybersecurity systems, policies, risk assessments, and vulnerability scanning, including ongoing system patching and backups.

- Applied additional cybersecurity enhancements to the vGrid environment, improving our security stance.
- Extended use of email phishing tools to mobile devices.
- Completed IT equipment moves to support construction at Clearwater building.
- Completed network connectivity to Lakebridge supporting staff reporting to this location.

SCADA

The SCADA (Supervisory and Control and Data Acquisition) system is a mission critical component of Tampa Bay Water managing and monitoring water production facilities both physically and wirelessly

connected. The team is responsible for the ongoing development, maintenance, and security of the SCADA system, including managing dedicated hardware, software, networks, and telecommunications.

- Installed back communications link at High Service Pump Station location to increase resiliency of network communication to that site.
- Applied SCADA Graphics and database updates as per user requirements, enhancing system usability.
- Applied system updates to optimize operator alarms, enhancing system usability.
- Applied multiple cybersecurity enhancements to improve system monitoring and management in the SCADA environment.

Public Affairs Division

The Public Affairs division develops and executes strategic initiatives to advocate for the agency and its members; builds and maintains the agency reputation; provides education, information and outreach on agency projects, programs and policies to stakeholders; and develops and implements critical water supply plans. Division responsibilities include public communications, outreach and education, and grant funding and government affairs. For February 2022, Public Affairs:

- Managed the agency strategic planning and performance measurement process in coordination with WSP USA, Inc.
- Managed the pilot project with the Knowledge-to-Implementation (K2i) Platform.
- With Dialogue Public Relations, continued public outreach for the Brandon Booster Station, Seawater Desalination Expansion and South Hillsborough Wellfield via Aquifer Recharge Credits projects.
- Held a community meeting on Feb. 3, 2022, for residents near the Brandon Booster Station site to discuss construction impacts and road closures related to pipeline work.
- Coordinated the Water Smarter conservation campaign, with Hillsborough County staff, targeted to residents in south Hillsborough County to encourage outdoor water conservation.

Grant Funding and Government Affairs

Grant Funding and Government Affairs is responsible for developing and implementing strategic positions and priorities for the Agency's legislative, grant funding and regulatory policy initiatives.

- Worked with legislative counsel and grant funding and legislative consultants to monitor and report on 2022 Florida Legislative session including: monitoring and evaluating bills filed; monitoring committee meetings; and meeting weekly with legislative team.
- Worked to identify common interests and issues with member governments through monitoring member government board meetings.
- Participated in legislative calls with the Florida Section of the American Water Works Association, the Saint Petersburg Chamber of Commerce, and the Greater Tampa Chamber of Commerce.
- Conducted a meeting with Tampa Bay Water's federal consultants to discuss major pieces of federal legislation that may pertain to Tampa Bay Water, discussed funding opportunities, and

discussed potential regulatory changes that may affect Tampa Bay Water.

- In coordination with the Finance and Communications teams, began researching and producing an internal funding plan for the Tampa Bay Water.
- Attended Session February 15th through the 17th to conduct legislative delegation staff meetings to identify shared policy interest with the delegation and Tampa Bay Water.
- Attended the New Employee Facility Tour to better understand Tampa Bay Water's operations
- Attended meetings of the Water Wise working group to identify ways the Grants and Legislative Funding Program can coordinate with the Water Wise program to ensure the program's success.

Project Public Engagement

Tampa Bay Water includes public outreach and public engagement in each agency project – from conception to completion. The agency has several on-going projects through the renewal & replacement program, capital improvement program and Long-term Master Water Plan.

- Brandon Booster Station – Held a neighborhood meeting on road closures related to the pipeline connections on Feb. 3, 2022; fielded resident calls regarding the meeting; met one-on-one with key stakeholders; participated in project meetings.
- South Hillsborough Wellfield via Aquifer Recharge Credits – Completed Balm Civic Association meeting summary, posted to website and shared with Association members.
- South Hillsborough Pipeline – Segments A & B – participated in project monthly meetings and pipeline study meetings; drafted web content.

Public Communications, Outreach and Education

Public Communications, Outreach and Education develop and execute strategic communications programs that support and promote agency projects, policies and initiatives, and build and maintain relationships with agency stakeholders.

- Complete four tours for 34 guests of the Tampa Bay Seawater Desalination Plant, Tampa Bay Regional Surface Water Treatment Plant and C.W. Bill Young Regional Reservoir.
- Held a neighborhood meeting on road closures related to the pipeline connections on Feb. 3, 2022.
- Completed and presented to the Board of Directors the agency's communications plan based on Public Opinion Survey input and strategic planning results.
- Conducted Tampa Bay Water educational sessions at Pinellas County Schools' STEM teacher workshop on February 21, 2022.
- Planned Tampa Bay Water's exhibit with hand-on activities and educational materials at the Florida Water Festival on March 5, 2022.
- Coordinated Water Smarter outdoor conservation campaign, with Hillsborough County staff, targeted to residents in south Hillsborough County to encourage outdoor water conservation from January through spring dry season 2022. Campaign elements include a website landing page, social media messages and advertisements, billboards, and utility bill inserts.
- Coordinated with the demand management program administrator and working group on the

regional marketing campaign for the Tampa Bay Water Wise demand management rebate program.

- Prepared campaign materials to promote the 2022 Community Tampa Bay Water Wise Awards Program in coordination with member government conservation staff and UF/IFAS Florida Friendly Landscaping agents.
- Created and executed social media content for the Tampa Bay Water Wise rebate program, conservation promotions, job openings, reservoir siren test, National Engineers Week and more.
- Informed news media and responded to news media requests regarding stories on the future water supply, Tampa Bay Water Wise program, water conservation and environmental recovery efforts.
- Completed public information for monthly reservoir emergency siren tests.
- Drafted and distributed the Water News, agency newsletter.

Employee Communications, Graphic and Audio-Visual Coordination

- Produced videos and social media graphics for World Wetlands Day, Valentine's Day, National Engineers Week and International Women's Day.
- Continued work on a guide for staff on setting up documents to be website accessibility compliance, and PDF documents for accessibility remediation.
- Began to analyze responses from annual employee survey to develop communications recommendations.
- Drafted and distributed The Source employee newsletter.
- Managed audio/visual production for Board meeting and other agency meetings.
- Continued project to upgrade conference and training room audio visual systems.

Science and Technical Division

The Science and Technical Division provides water resource technical support for planning, operations, demand management, water quality and regulatory functions of the Agency. This Activity Report summarizes the key activities of the Systems Decision Support, Environmental Regulatory Compliance, Water Use Permitting and Water Quality Services Departments. For February 2022, Science and Technical:

- Coordinated with engineering on water supply and demand management options for South Hillsborough County.
- Submitted a Water Use Permit application to the District to increase the annual average permitted quantity of the South-Central Hillsborough Regional Wellfield from 24.1 to 24.95 mgd.

Systems Decision Support

Addresses the Agency's system-wide decision support needs on a multi-scale time horizon: from week-to-week operational support to seasonal resource allocation, annual demand and supply projections, to decadal water supply planning and environmental recovery assessments. Designs, implements, and maintains water resources optimization tools, integrated hydrological models, risk and reliability analysis tools, water demand management and forecasting programs and models all in support of

operational, annual budgeting and long-range planning needs. Leads the Agency's effort in climate variability and climate change assessment and adaptation.

- Continued System-Wide Reliability Evaluation (SWRE) model analysis. Also, worked with GSI Environmental Consultant on the 'Calibrating IHM/INTB Model' and the 'Stochastic Bayesian (radar-based) Rainfall Time-Series Generation' projects.
- Continued documentation/knowledge transfer work created by expected retirement of a key staff member.
- As of the end of February 2022, Tampa Bay Water Wise has completed two large commercial customizable rebates, two more projects are underway, and seven more are in the beginning or exploratory stages. Hillsborough County is poised to launch their direct-mail campaign to residents who are eligible for a smart irrigation controller and/or shallow well. Pasco County is looking into a similar email campaign. The program is about to launch a targeted digital campaign aimed at eligible smart irrigation controller customers. The new signs and stickers for toilet rebates have been posted in nearly all of the Home Depot and Lowes stores across the region. The website is being revised to provide a more streamlined look, with imagery to match the current rebate campaign marketing images.
- Continued working on Sea Level Rise framework and action plan project. Held internal workshop for staff on a roadmap of future activities to understand impact on agency water supply sources and infrastructure. Briefed member government utility directors. Workshop for external stakeholders is planned on March 24, 2022.

Permitting

The Water Use Permitting Department is responsible for the acquisition and renewal of, and compliance with, Agency Water Use Permits including implementation of the Domestic Well Mitigation Program. Work also includes monitoring and management of wetland impacts associated with construction and/or past operation of Agency facilities and infrastructure and management of lands owned by the Agency to maintain appropriate natural habitat.

- South Central Hillsborough Regional Wellfield – Staff prepared a permit application to modify the annual average permitted quantity from this wellfield from 24.1 mgd to 24.95 mgd and this application was approved by the Board on January 24, 2022. Staff submitted the permit application to the Southwest Florida Water Management District on February 28, 2022, following the 30-day arbitration selection period by the host member governments in accordance with the Amended and Restated Interlocal Agreement. Staff anticipate the issuance of this permit by May 2022.
- South Hillsborough water supply options – Staff continue to evaluate new water supply opportunities to deliver additional water to southern Hillsborough County. Performed preliminary modeling to estimate yield from early phase of the South Hillsborough Wellfield via SHARP credits. Completing a Water Use Permit application for Hillsborough County and Tampa Bay Water for water supply on the AgMart parcel recently purchased by the County; anticipate presenting the permit application to the Board for review and approval in April 2022.

Environmental Regulatory Compliance

Environmental Regulatory Compliance is responsible for guiding the implementation of an Environmental Management System (EMS) in conformance with ISO 14001, environmental compliance tracking and reporting, and coordination of environmental permit applications and renewals.

- Continued coordination with Engineering, Operations, Water Quality and Water Use Permitting Departments in the development of an Environmental Permitting Standard Operating Procedure.
- Continued implementation of the project initiated for remediation of surface water management units (SWMUs) for compliance with environmental resource permits at 18 Tampa Bay Water facilities. SWMU quarterly maintenance activities are being implemented to maintain the sites in their permitted condition and allow for SWMU recertification.

Water Quality Services

Water Quality Services is responsible for laboratory testing, water quality compliance reporting, environmental/hydrologic/hydrobiological monitoring, source water assessment and protection, and water quality treatment support to operations and others.

Laboratory

- Completed routine monthly water quality compliance sampling and reporting.
- Continued analytical support for the Regional Water Quality (TOC) Study pilot units.
- Submitted Consumer Confidence Report (CCR) 2021 water quality tables to members.

Environmental/Hydrologic /Hydrobiological Monitoring

- Completed monthly hydrologic monitoring of groundwater/surface water elevations.
- Continued monitoring station upgrades to improve detection, data transfer, and reliability.
- Continued hydrobiological monitoring for Tampa Bay Water source waters.

Source Water Assessment and Protection

- Continued monitoring/data enhancements for Alafia River and Tampa Bypass Canal.
- Refining source water protection plans for Alafia River, Tampa Bypass Canal, and wellfields.
- Continued the Alafia watershed fluoride sources study and multi-partner restoration plan.

Water Quality Treatment Support

- Continued operation of pilot treatment units for the Regional Water Quality (TOC) Study.
- Began planning for Fifth Round Unregulated Contaminant Rule (UCMR5) with members.
- Led Water Quality Working Group (WQWG) monthly meeting with member governments.

Water Production Division

The Water Production division is responsible for the operation and maintenance of the agency's water production assets that provide drinking water to the members. Departments within the division include: Buildings & Grounds and Fleet Services, Maintenance Planning & Reliability, Operations & Maintenance, and Safety Services. The following are major division activities for the month:

- Provided drinking water to meet member government demands in compliance with Exhibit D and Safe Drinking Water Act water quality standards
- Met biweekly with Hillsborough County staff on water supply projects for the south county region.
- Continued work on Brandon Booster Station to provide additional water capacity to South Hillsborough County.
- Continued the Design Criteria Package for the Desal connection to TECO Tunnel 1.

Buildings & Grounds and Fleet Services

The Buildings & Grounds and Fleet Services team is responsible for maintaining the primary physical plants of each facility, including HVAC systems, roadways, fire safety systems, and roofing and coating systems. The team also takes care of the acquisition and maintenance of fleet vehicles for the entire agency. Highlights from the Building & Grounds and Fleet Services team for the month include:

- Substantially completed painting, lighting, carpet, wood, and tile work at the Clearwater office.
- Continued installation of an IOT based system to monitor Clearwater Office Building Power, HVAC, and Generator systems with real time alerts and control capabilities.
- Removed the power transformer and began getting county permits in preparation for demolition of the building at Starkey 11 wellsite. Coordinated with Starkey Park Ranger for trail detour route.
- Prepared to replace all fluorescent lighting at the Cypress Creek Infrastructure and Emergency Management (IEM) Building with LED fixtures.
- Prepared to replace all first-floor fluorescent lighting at the Surface Water Treatment Plant Building with LED fixtures.
- Finalized both purchase pricing and availability and have ordered all Board-approved FY 2022 fleet vehicles.
- Returned the remainder of the Clearwater building parking lot to service pending further repair efforts.
- Recommended award of contracts for both Tree Removal and Fence/Gate As-Needed contractors. These contracts will be brought to the March Board meeting for approval.
- Replaced the Odessa Booster Pump Station HVAC systems (2) for both the Analyzer and Control rooms.
- Started roofing preventative maintenance services for multiple buildings at the Cypress Creek Facility.

Maintenance Planning & Reliability

The Maintenance Planning & Reliability team is responsible for overseeing the Agency's Asset

Management System, including the MAXIMO software and the Renewal and Replacement Program. Highlights from the Maintenance Planning & Reliability team for the month include:

- Held the failure codes workshop, which is part of the MAXIMO 5-year plan.
- Updated MAXIMO workgroups to align with the new zone structure in Operations.
- Deployed iPad tablets to all Operations staff.
- Wrote five Maintenance Job plans to update to current standards and entered into the MAXIMO system.
- Reviewed 819 asset nameplate pictures and entered data into the MAXIMO database.

Operations & Maintenance

The Operations & Maintenance team is responsible for ensuring that the Agency's production assets are maintained and operated in a sustainable and resilient manner to fulfill the drinking water needs of the member governments. They provide continuous attention to the system, adjusting to changing conditions and in compliance with permit and environmental recovery constraints. Highlights from the Operations & Maintenance team for the month include:

- Continued operating in the dry season configuration. The Surface Water Treatment Plant production was 60 mgd and the Desal Plant production was 16 mgd for the month.
- As of the end of February, no source water was available from the Alafia River or the Tampa Bypass Canal due to minimum flows and levels, which is a normal annual occurrence.
- The level in the regional reservoir at the end of the month was 131.48 feet, corresponding to 13.74 billion gallons of storage.

Safety Services

Safety Services is responsible for agency Safety, Security and Emergency Management. Highlights from Safety Services for the month include:

- Continued to monitor COVID-19 – adjusted protocols to match lowered community spread; will continue to monitor as endemic phase continues.
- Received and reviewed Regional Resiliency Assessment Program after-action report. Recommendations being assessed and an improvement plan created in coordination with Information Technology.
- Continued Emergency Response Two Way Radio Enhancement (Florida Fire Code 11.10) surveys for all agency buildings. The Cypress Creek Warehouse DAS mitigation is in progress.
- Began preparations for 2022 Storm Season – assessed supplies and plans and drafted an agency training plan to include Incident Command Training, Emergency Plan Training and Emergency Management Leadership Training.
- Trained and communicated with security personnel and staff regarding First Amendment Audits and public records requests.

DATE: March 7, 2022

TO: Board of Directors

FROM: Barrie Buenaventura, General Counsel

SUBJECT: Legal Services Activity Report for February 2022 - *Receive Report*

SUMMARY

The General Counsel Activity Report summarizes the major activities and work effort of the General Counsel and provides an update on the status of ongoing litigation and any other matters being handled by Special Counsel.

SUGGESTED ACTION

Receive and File.

COST/FUNDING SOURCE

Uniform Rate

DISCUSSION

The General Counsel provides legal services to the Board and agency staff and manages Special Counsel in their representation of Tampa Bay Water. During February 2022, the major activities and work effort for legal services included:

Board of Directors

- Attended the February regular Board meeting and advance briefings with Board members.

Facilities and Property

- Reviewed documents for, and advised agency staff regarding, real estate matters.
- Working with staff on property acquisition matters for Pipelines A and B.
- Participated in pipeline weighting criteria workshop with pipeline design team.
- Reviewed draft updated real estate guidelines.
- Evaluating potential remedies for parking garage collapse and working with staff to develop and assess alternative parking arrangements.

Legislative and Administrative

- Attend legislative team weekly meetings.
- Reviewing legislative bills to assess impact, if any, on Tampa Bay Water.

Science and Technology

- Working with staff on regulatory requirements for amendment of the South Central Hillsborough Wellfield Permit.

Contracts and Procurement

- Reviewed contracts and contract amendments for commodities, construction, grants and professional services.
- Advised staff on ongoing procurement matters and assisted with bid review and contract negotiation.
- Working with staff on potential extension of contracts for operation of the surface water treatment plant and the seawater desalination plant.

Coordination with Agency Management

- Participated in weekly meetings with the General Manager and Executive Team.

Litigation

Tampa Bay Water v. E.I. Dupont de Nemours and Company, et al. Case No. 2:20-cv-1867 RMG, United States District Court for the District of South Carolina, Charleston Division

Counsel: Frazer PLC, Napoli Shkolnik, PLLC, Ventura Law, and Frank Charles Miranda, P.A.

Issue: Complaint for damages pertaining to PFAS and related compounds including counts for strict liability, failure to warn, design defect, negligence, private nuisance, public nuisance, and fraudulent conveyance.

Status: Complaint filed May 14, 2020. Developing sampling protocol.

DATE: March 7, 2022

TO: Board of Directors

FROM: Barrie Buenaventura, General Counsel

SUBJECT: Legal Services Budget Report for February 2022 - *Receive Report*

SUMMARY

This item presents the status of the budget for the General Counsel and legal services for February 2022.

SUGGESTED ACTION

Receive and File.

COST/FUNDING SOURCE

Uniform Rate

DISCUSSION

As of February 28, 2022, with invoices received through four months of FY 2022, legal expenditures approved for payment totaled \$116,060.24. All expenditures were associated with general operations activities and appropriately paid for from the Uniform Rate. Attached is a spreadsheet showing payments made to each law firm in February 2022.

Attachment (1)

[GC Budget Chart - 2022-2-28](#)

STATUS OF LEGAL BUDGET – FY 2022
AS OF FEBRUARY 28, 2022

Law Firm	Tasks	PO Amount & PO Number	Monthly Expenditures	Expenditures to Date	Remaining PO Amount
Busack Law Firm	Real Property and Eminent Domain	\$20,000 PO# 22-0141	\$0	\$0	\$20,000.00
Conn & Buenaventura, P.A.	General Counsel Services (under contract 2021-049 in effect 5/1/2021-4/30/2023)	\$237,000 PO# 22-0220	\$18,043.30	\$72,362.66	\$164,637.34
Conn & Buenaventura, P.A.	Special Assignments Outside Scope of General Counsel Contract	\$20,000 PO# 22-0140	\$0	\$0	\$20,000.00
Dean Mead, P.A.	Legislative, Administrative Law, Environmental Law	\$120,000 PO# 22-0138	\$6,771.67	\$34,189.08	\$85,810.92
Gray Robinson, P.A.	Admin, Construction, Contracts, Civil Claims, Employment, Property, etc.	\$30,000 PO# 22-0136	\$821.50	\$7,078.50	\$22,921.50
Nabors, Giblin & Nickerson, P.A.	Admin, Construction, Contracts, Civil Claims, Property, etc.	\$30,000 PO# 22-0134	\$2,430.00	\$2,430.00	\$27,570.00
Stearns Weaver	Admin, Construction, Contracts, Civil Claims, Property, etc.	\$20,000 PO# 22-0152	\$0	\$0	\$20,000.00
TOTALS		\$477,000.00	\$28,066.47	\$116,060.24	\$360,939.76

Total Budget: \$545,000 Allocated Funds: \$477,000 Unallocated Funds: \$68,000

DATE: February 23, 2022

TO: Board of Directors

THRU: Charles H. Carden, General Manager

FROM: Christina Sackett, Chief Financial Officer

SUBJECT: Disposition of Fixed Assets through January 2022 - *Receive Report*

SUMMARY

Attached is a list of fixed assets and minor equipment removed from service and approved by the General Manager for disposal in accordance with agency policy.

SUGGESTED ACTION

Receive and File.

COST/FUNDING SOURCE

N/A

DISCUSSION

The analyzer equipment that was disposed was cannibalized for its useful parts. The vehicle disposed no longer met agency needs and was replaced with a newer vehicle. The miscellaneous computer equipment no longer met the needs of the agency and was out of warranty.

Attachment (1)

[Agenda_Page_Asset_Disposal_List_MAR_22.pdf](#)

TAMPA BAY WATER
 SURPLUS ITEMS APPROVED FOR DISPOSITION BY THE GENERAL MANAGER
 UNDER DELEGATION OF AUTHORITY FROM THE BOARD PER POLICY 650-08
 MONTH OF JANUARY 2022

ASSET#	ASSET DESCRIPTION	SERIAL NUMBER	ACQ DATE	ACQ COST	ACCUM DEPR	BOOK VALUE	CLASS	ASSET TYPE
10738	ANALYZER,HACH CL-17,CHLORINE	100800368452	09/29/10	2,921.41	2,921.41	-	13	ELECTRONIC EQUIP.
10906	CONTROLLER,HACH SC200	1108C0020495	09/30/11	2,099.42	2,099.42	-	13	ELECTRONIC EQUIP.
11385	ANALYZER,DEPOLOX 3 PLUS DUAL INPUT	-	04/24/14	4,511.37	4,511.37	-	13	ELECTRONIC EQUIP.
11754	ANALYZER,DEPOLOX 3 PLUS DUAL INPUT	6104762	09/30/16	4,935.00	4,935.00	-	13	ELECTRONIC EQUIP.
11846	2017 DODGE RAM 2500 REGULAR CAB (#763)	3C6LR5AT2HG683729	04/27/17	23,870.00	23,870.00	-	07	VEHICLES
Total				38,337.20	38,337.20	-		

DATE: March 2, 2022

TO: Board of Directors

THRU: Charles H. Carden, General Manager

FROM: Christina Sackett, Chief Financial Officer

SUBJECT: Comprehensive Check List with Delegated Check Approval Items for January 2022 -
Receive Report

SUMMARY

Attached is a list of all checks and wire transfers written for the month of January 2022. Additional information is provided for checks over \$50,000 and for delegated approval items.

SUGGESTED ACTION

Receive and File.

COST/FUNDING SOURCE

N/A

DISCUSSION

The attached report lists all checks and wire transfers which have been written during the month of January 2022. To provide the Board additional information, a description is included for all delegated approval item payments. Delegated approval items were authorized by the General Manager under his delegated approval authority and are marked "Delegated Approval".

Items with delegated approval are generally items such as payroll taxes, Florida Retirement System, utilities, and so forth, which are approved by the board in the budget process but for which there is not a

specific approved contract or agenda item.

By policy, the General Manager is authorized to approve all expenditures of \$100,000 or less. All contractual obligations or purchase orders issued in excess of \$100,000 are approved by the board through the contract approval, agenda approval, or budget approval processes. The comprehensive check list includes a description for all payments over \$50,000 and identifies those items previously approved by the board with "Receive".

Attachments (1)

[Check Register and Delegated Check Approval for Jan](#)

TAMPA BAY WATER
CHECK REGISTER - JAN 2022

<u>CHECK#</u>	<u>CHECK DATE</u>	<u>VENDOR NAME</u>	<u>CHECK AMOUNT</u>	<u>DESCRIPTION</u>	<u>APPROVE/RECEIVE</u>
WIRE	01/05/2022	FLORIDA DIV OF RETIREMENT CASHIER	228,376.86	FEDERAL PAYROLL TAX DEPOSIT	DELEGATED APPROVAL
624168	01/06/2022	ADVANCED ROOFING, INC.	563,320.88	REG RESERVIOR SOLAR ENERGY CONSTRUCTION	RECEIVE
624169	01/06/2022	ALLIED UNIVERSAL CORPORATION	6,358.10		
624170	01/06/2022	BLACK & VEATCH CORPORATION	48,525.33		
624171	01/06/2022	BLACK & VEATCH CORPORATION	18,485.00		
624172	01/06/2022	BLACK & VEATCH CORPORATION	51,895.25	INTEGR PROG MGMT ASSIGNMENT 2 PLANNING & PROJ	RECEIVE
624173	01/06/2022	CONN & BUENAVENTURA, P.A.	18,137.76		
624174	01/06/2022	DEAN, MEAD, EGERTON, BLOODWORTH, CAPOUANO, &	7,201.88		
624175	01/06/2022	DUKE ENERGY CORPORATION	1,882.50	ELECTRIC BILL - WELL FIELDS AND PUMPING STATIONS	DELEGATED APPROVAL
624176	01/06/2022	ELECTRICAL ENGINEERING ENTERPRISES INC	16,880.00		
624177	01/06/2022	ENTERPRISE FM TRUST	13,820.91		
624178	01/06/2022	EYEMED VISION CARE	1,215.57		
624179	01/06/2022	FLORIDA DEPT OF STATE	27.58		
624180	01/06/2022	JOHN H GRANGER MAINTENANCE & CONSTRUCTION, INC.	15,925.00		
624181	01/06/2022	GREENMAN-PEDERSEN, INC.	7,540.20		
624182	01/06/2022	HAZEN & SAWYER, P.C.	17,084.00		
624183	01/06/2022	HAZEN & SAWYER, P.C.	7,571.70		
624184	01/06/2022	KEMIRA WATER SOLUTIONS, INC.	4,316.29		
624185	01/06/2022	CLIFTONLARSONALLEN LLP	1,494.00		
624186	01/06/2022	MATHESON TRI-GAS INC.	399.80		
624187	01/06/2022	MAULDIN & JENKINS, LLC	45,000.00		
624188	01/06/2022	METZGER & WILLARD INC	13,326.79		
624189	01/06/2022	ODYSSEY MANUFACTURING COMPANY	4,731.50		
624190	01/06/2022	POLYDYNE INC	24,933.15		
624191	01/06/2022	RANDALL ENVIRONMENTAL, INC.	123,619.50	CONSTRUCTION PROJECT 50016	RECEIVE
624192	01/06/2022	TAMPA ELECTRIC CO	670,443.40	ELECTRIC BILL - WELL FIELDS AND PUMPING STATIONS	DELEGATED APPROVAL
624193	01/06/2022	TAMPA ELECTRIC CO	21,727.26	ELECTRIC BILL - WELL FIELDS AND PUMPING STATIONS	DELEGATED APPROVAL
624194	01/06/2022	TANNER INDUSTRIES, INC.	741.73		
624195	01/06/2022	TRILLIUM PUMP USA, INC.	10,427.00		
624196	01/06/2022	WILDLANDS CONSERVATION, INC.	855.00		
624197	01/06/2022	WITHLACOOCHEE RIVER ELECTRIC	21,835.66		
624198	01/06/2022	WSP USA INC	121,415.20	STRATEGIC PLAN PERFORM MEASURE & S HILLS WF	RECEIVE
624199	01/13/2022	ABACODE, INC.	1,814.40		
624200	01/13/2022	ELIANA LARA ARCON	246.75		
624201	01/13/2022	ADVANCED ENVIRONMENTAL LABORATORIES, INC	1,154.00		
624202	01/13/2022	AIRGAS USA, LLC	33,260.56		
624203	01/13/2022	UNIVERSAL PROTECTION SERVICE LP	92,683.21	SECURITY SRV - 11/26 - 12/30/21	RECEIVE
624204	01/13/2022	ALLIED UNIVERSAL CORPORATION	71,981.16	CHEMICAL - SODIUM HYDROXIDE	RECEIVE
624205	01/13/2022	ALLIED UNIVERSAL CORPORATION	11,354.70		
624206	01/13/2022	AMERICAN EXPRESS TRAVEL RELATED SERVICES CO INC	1,251.15		
624207	01/13/2022	AMERICAN EXPRESS TRAVEL RELATED SERVICES CO INC	430.12		

TAMPA BAY WATER
CHECK REGISTER - JAN 2022

<u>CHECK#</u>	<u>CHECK DATE</u>	<u>VENDOR NAME</u>	<u>CHECK AMOUNT</u>	<u>DESCRIPTION</u>	<u>APPROVE/RECEIVE</u>
624208	01/13/2022	AMERICAN FACILITY SERVICES, INC.	2,399.97		
624209	01/13/2022	FINGER LAKES BUSINESS SERVICES, INC.	62.00		
624210	01/13/2022	APPLIED ECOLOGY, INC	1,720.63		
624211	01/13/2022	ASTRA CONSTRUCTION SERVICES, LLC	121,052.14	CONSTRUCTION PROJ - REPUMP STA RAW WATER LINE REPA	RECEIVE
624212	01/13/2022	AT&T MOBILITY II, LLC	37.04	UTILITY PAYMENT -COMMUNICATION	DELEGATED APPROVAL
624213	01/13/2022	ATC GROUP SERVICES, LLC	105,399.12	HSPS & CYC DIESEL PIPING TANK IMPROVEMENTS	RECEIVE
624214	01/13/2022	AURIGO SOFTWARE TECHNOLOGIES INC	175,000.00	MASTERWORKS SAAS PROJ	RECEIVE
624215	01/13/2022	MIKE BICK	83.28		
624216	01/13/2022	BRIGHT HOUSE NETWORKS LLC	1,055.49	UTILITIES - INTERNET	DELEGATED APPROVAL
624217	01/13/2022	CARMEUSE LIME & STONE, INC.	112,529.55	CHEMICAL - QUICKLIME	RECEIVE
624218	01/13/2022	CDM SMITH INC	6,385.00		
624219	01/13/2022	CHANDLER ASSET MANAGEMENT, INC.	5,813.89		
624220	01/13/2022	CHEMICAL SYSTEMS OF ORLANDO, INC.	39,444.00		
624221	01/13/2022	CHRISTOPHER ISAAH MOSS	1,000.00		
624222	01/13/2022	CINTAS CORPORATION	266.50		
624223	01/13/2022	CITY OF CLEARWATER UTILITIES	2,517.01	UTILITY PAYMENT	DELEGATED APPROVAL
624224	01/13/2022	HULYA COMERT	160.50		
624225	01/13/2022	JAMES CROUTHERS	169.95		
624226	01/13/2022	CUMBey & FAIR, INC.	15,645.00		
624227	01/13/2022	DATABANK HOLDINGS LTD	5,867.26		
624228	01/13/2022	DIALOGUE PUBLIC RELATIONS, LLC	5,400.00		
624229	01/13/2022	DUKE ENERGY CORPORATION	22,799.51	ELECTRIC BILL - WELL FIELDS AND PUMPING STATIONS	DELEGATED APPROVAL
624230	01/13/2022	EDDIE VISION INC.	400.00		
624231	01/13/2022	ELECTRICAL ENGINEERING ENTERPRISES INC	14,670.00		
624232	01/13/2022	FEDERAL EXPRESS CORPORATION	104.36		
624233	01/13/2022	FISHER SCIENTIFIC COMPANY LLC	1,147.65		
624234	01/13/2022	FL DEPT OF ENVIRONMENTAL PROTECTION	4,000.00		
624235	01/13/2022	FRONTIER COMMUNICATIONS	237.49	UTILITY PAYMENT -COMMUNICATION	DELEGATED APPROVAL
624236	01/13/2022	FRONTIER COMMUNICATIONS	238.55	UTILITY PAYMENT -COMMUNICATION	DELEGATED APPROVAL
624237	01/13/2022	GEOPOINT SURVEYING, INC.	7,843.36		
624238	01/13/2022	GREELEY AND HANSEN LLC	11,083.99		
624239	01/13/2022	GREENMAN-PEDERSEN, INC.	4,869.87		
624240	01/13/2022	GUROBI OPTIMIZATION, INC.	24,000.00		
624241	01/13/2022	HACH COMPANY	7,016.18		
624242	01/13/2022	HAWKINS, INC.	3,764.80		
624243	01/13/2022	HAZEN & SAWYER, P.C.	11,934.00		
624244	01/13/2022	HILLSBOROUGH COUNTY	16.92	UTILITY PAYMENT	DELEGATED APPROVAL
624245	01/13/2022	HSW CONSULTING LLC	17,312.22		
624246	01/13/2022	KEMIRA WATER SOLUTIONS, INC.	61,703.03	CHEMICAL - FERRIC SULFATE	RECEIVE
624247	01/13/2022	KEMIRA WATER SOLUTIONS, INC.	60,745.61	CHEMICAL - FERRIC SULFATE	RECEIVE
624248	01/13/2022	KEMIRA WATER SOLUTIONS, INC.	38,332.71		

TAMPA BAY WATER
CHECK REGISTER - JAN 2022

<u>CHECK#</u>	<u>CHECK DATE</u>	<u>VENDOR NAME</u>	<u>CHECK AMOUNT</u>	<u>DESCRIPTION</u>	<u>APPROVE/RECEIVE</u>
624249	01/13/2022	MATHESON TRI-GAS INC.	33,331.22		
624250	01/13/2022	MATHESON TRI-GAS INC.	12,049.19		
624251	01/13/2022	MICHIGAN STATE DISBURSEMENT UNIT	225.52	CHILD SUPPORT	DELEGATED APPROVAL
624252	01/13/2022	NORTH CAROLINA STATE UNIVERSITY	13,327.00		
624253	01/13/2022	ODYSSEY MANUFACTURING COMPANY	49,830.90		
624254	01/13/2022	ODYSSEY MANUFACTURING COMPANY	45,426.50		
624255	01/13/2022	PCL CONSTRUCTION, INC.	14,760.00		
624256	01/13/2022	PCL CONSTRUCTION, INC.	47,443.00		
624257	01/13/2022	PINELLAS COUNTY BOARD OF COUNTY COMMISSIONERS	3,896.11		
624258	01/13/2022	PIPER FIRE PROTECTION, INC.	4,276.41		
624259	01/13/2022	DONALD J POLMANN	12,500.00		
624260	01/13/2022	POLYDYNE INC	50,242.50	CHEMICAL - COAGULATION AID & DEWATERING POLYMER	RECEIVE
624261	01/13/2022	PUBLIC FINANCIAL MGMT., INC. (PFM)	1,333.33		
624262	01/13/2022	QUEST ECOLOGY INC	1,485.00		
624263	01/13/2022	REPUBLIC SERVICES OF FLORIDA	428.00		
624264	01/13/2022	REXEL USA, INC.	361.60		
624265	01/13/2022	RICK RICHARDS, INC.	4,984.50		
624266	01/13/2022	RICOH USA, INC.	4,095.34		
624267	01/13/2022	RING POWER CORPORATION	2,456.09		
624268	01/13/2022	ALBERT E ROLLER	25,551.30		
624269	01/13/2022	RYMAN ROOFING INC.	494.96		
624270	01/13/2022	S & C JANITORIAL, INC	2,866.24		
624271	01/13/2022	SHI INTERNATIONAL CORP	8,528.77		
624272	01/13/2022	SMITH INDUSTRIES INC	180.50		
624273	01/13/2022	SMITH INDUSTRIES INC	488.00		
624274	01/13/2022	STANTEC CONSULTING SERVICES, INC.	13,658.38		
624275	01/13/2022	STATE OF FLORIDA DISBURSEMENT UNIT	82.82	CHILD SUPPORT	DELEGATED APPROVAL
624276	01/13/2022	STATE OF FLORIDA DISBURSEMENT UNIT	152.77	CHILD SUPPORT	DELEGATED APPROVAL
624277	01/13/2022	SULPHURIC ACID TRADING CO. INC	137,610.84	CHEMICAL - SULFURIC ACID	RECEIVE
624278	01/13/2022	SULPHURIC ACID TRADING CO. INC	16,449.09		
624279	01/13/2022	SUNSHINE STATE ONE CALL OF FLORIDA INC	710.76		
624280	01/13/2022	TAMPA ELECTRIC CO	347.66	ELECTRIC BILL - WELL FIELDS AND PUMPING STATIONS	DELEGATED APPROVAL
624281	01/13/2022	TAMPA ELECTRIC CO	4,127.34	ELECTRIC BILL - WELL FIELDS AND PUMPING STATIONS	DELEGATED APPROVAL
624282	01/13/2022	TANNER INDUSTRIES, INC.	13,148.37		
624283	01/13/2022	TEAM TECHNICAL SERVICES	1,055.75		
624284	01/13/2022	TIMOTHY SCHENFISCH	971.34		
624285	01/13/2022	TRANE US INC	6,561.90		
624286	01/13/2022	TRANE US INC	2,599.60		
624287	01/13/2022	UNITED PARCEL SERVICE	172.38		
624288	01/13/2022	UNIVERSITY OF FLORIDA	8,585.71		
624289	01/13/2022	UNIVERSITY OF FLORIDA	25,000.00		

TAMPA BAY WATER
CHECK REGISTER - JAN 2022

<u>CHECK#</u>	<u>CHECK DATE</u>	<u>VENDOR NAME</u>	<u>CHECK AMOUNT</u>	<u>DESCRIPTION</u>	<u>APPROVE/RECEIVE</u>
624290	01/13/2022	UNIVERSITY OF NORTH CAROLINA AT CHAPEL HILL	25,000.00		
624291	01/13/2022	VERIZON WIRELESS COMMUNICATIONS LLC	5,119.40	UTILITY PAYMENT -COMMUNICATION	DELEGATED APPROVAL
624292	01/13/2022	VERIZON WIRELESS COMMUNICATIONS LLC	10,305.49	UTILITY PAYMENT -COMMUNICATION	DELEGATED APPROVAL
624293	01/13/2022	VERIZON WIRELESS COMMUNICATIONS LLC	3,200.15	UTILITY PAYMENT -COMMUNICATION	DELEGATED APPROVAL
624294	01/13/2022	VERIZON WIRELESS COMMUNICATIONS LLC	15,136.73	UTILITY PAYMENT -COMMUNICATION	DELEGATED APPROVAL
624295	01/13/2022	HUI WANG	855.00		
624296	01/13/2022	WASTE MANAGEMENT INC. OF FLORIDA	894.87		
624297	01/13/2022	WILDLANDS CONSERVATION, INC.	13,819.89		
624298	01/13/2022	WILLIAMS SCOTSMAN, INC	1,546.25		
624299	01/13/2022	WITHLACOOCHEE RIVER ELECTRIC	58,501.65	ELECTRIC BILL - WELL FIELDS AND PUMPING STATIONS	DELEGATED APPROVAL
WIRE	01/14/2022	INTERNAL REVENUE SERVICE	119,986.34	FEDERAL PAYROLL TAX DEPOSIT	DELEGATED APPROVAL
WIRE	01/14/2022	INTERNAL REVENUE SERVICE	11,720.46	FEDERAL PAYROLL TAX DEPOSIT	DELEGATED APPROVAL
624300	01/20/2022	ADVANCED ENVIRONMENTAL LABORATORIES, INC	402.00		
624301	01/20/2022	AIR CENTERS OF FLORIDA, INC.	3,540.52		
624302	01/20/2022	AIRGAS USA, LLC	39,226.11		
624303	01/20/2022	AIRGAS SOUTH, INC.	190.69		
624304	01/20/2022	ALLIED UNIVERSAL CORPORATION	7,076.26		
624305	01/20/2022	AMERICAN WATER ACCIONA AGUA LLC	129,470.18	DESAL ANNUAL SETTLEMENT	RECEIVE
624306	01/20/2022	AT&T MOBILITY II, LLC	36.24	UTILITY PAYMENT -COMMUNICATION	DELEGATED APPROVAL
624307	01/20/2022	AVI INTEGRATORS INC	603.65		
624308	01/20/2022	BRIGHT HOUSE NETWORKS LLC	4,394.82	UTILITIES - INTERNET	DELEGATED APPROVAL
624309	01/20/2022	CALADESI CONSTRUCTION CO.	25,298.50		
624310	01/20/2022	CARDNO, INC	3,250.00		
624311	01/20/2022	CARMEUSE LIME & STONE, INC.	28,005.38		
624312	01/20/2022	CARRIER GLOBAL CORPORATION	6,599.58		
624313	01/20/2022	CDM SMITH INC	2,875.95		
624314	01/20/2022	CORCORAN & ASSOCIATES, INC.	11,500.00		
624315	01/20/2022	CUMBEY & FAIR, INC.	16,590.00		
624316	01/20/2022	DOTNETNUKE CORPORATION	4,300.00		
624317	01/20/2022	FISHER SCIENTIFIC COMPANY LLC	119.05		
624318	01/20/2022	FRONTIER COMMUNICATIONS	161.18	UTILITY PAYMENT -COMMUNICATION	DELEGATED APPROVAL
624319	01/20/2022	FRONTIER COMMUNICATIONS	120.98	UTILITY PAYMENT -COMMUNICATION	DELEGATED APPROVAL
624320	01/20/2022	GHD SERVICES, INC.	3,651.07		
624321	01/20/2022	GEOGRAPHIC INFORMATION SERVICES, INC.	10,835.42		
624322	01/20/2022	GRAYBAR ELECTRIC COMPANY INC	357.57		
624323	01/20/2022	HACH COMPANY	88,128.13	ANALYTICAL EQUIPMENT & SRV AGREEMENT, ANALYZER CON	RECEIVE
624324	01/20/2022	HAWKINS, INC.	4,035.50		
624325	01/20/2022	HAYS HOLDING CORPORATION	18,339.53		
624326	01/20/2022	HERC RENTALS, INC.	1,859.00		
624327	01/20/2022	HILLSBOROUGH COUNTY	51,095.48	HILLSBOROUGH FLORIDA FRIENDLY AGREEMENT	RECEIVE
624328	01/20/2022	KELLER AMERICA, INC	15,214.54		

TAMPA BAY WATER
CHECK REGISTER - JAN 2022

<u>CHECK#</u>	<u>CHECK</u> <u>DATE</u>	<u>VENDOR NAME</u>	<u>CHECK</u> <u>AMOUNT</u>	<u>DESCRIPTION</u>	<u>APPROVE/RECEIVE</u>
624329	01/20/2022	KEMIRA WATER SOLUTIONS, INC.	60,999.12	CHEMICAL - FERRIC SULFATE	RECEIVE
624330	01/20/2022	KEMIRA WATER SOLUTIONS, INC.	8,514.10		
624331	01/20/2022	LHOIST NORTH AMERICA OF ALABAMA, LLC	14,442.40		
624332	01/20/2022	MATHESON TRI-GAS INC.	8,304.41		
624333	01/20/2022	MUTUAL OF OMAHA COMPANY	8,622.87		
624334	01/20/2022	NEWARK CORPORATION	4,349.25		
624335	01/20/2022	ODYSSEY MANUFACTURING COMPANY	49,737.10		
624336	01/20/2022	ODYSSEY MANUFACTURING COMPANY	48,903.40		
624337	01/20/2022	ODYSSEY MANUFACTURING COMPANY	1,223.60		
624338	01/20/2022	OFFICE DEPOT	1,285.82		
624339	01/20/2022	PAFF TREE SERVICE, LLC	2,910.00		
624340	01/20/2022	BRYCE PAUL	49.06		
624341	01/20/2022	POLYDYNE INC	1,475.10		
624342	01/20/2022	PRITCHETT STEINBECK GROUP, INC.	10,949.16		
624343	01/20/2022	PROGRESSIVE WATER RESOURCES	3,931.25		
624344	01/20/2022	PROJECT MANAGEMENT SOLUTIONS, INC.	31,656.25		
624345	01/20/2022	PVS TECHNOLOGIES, INC.	6,933.16		
624346	01/20/2022	MULTI SERVICE TECHNOLOGY SOLUTIONS, INC.	400.00		
624347	01/20/2022	RING POWER CORPORATION	4,670.55		
624348	01/20/2022	RING POWER CORPORATION	2,471.70		
624349	01/20/2022	SOUTHEASTERN SURVEYING AND MAPPING CORPORATION	10,469.00		
624350	01/20/2022	STANDARD INSURANCE CO	11,651.44		
624351	01/20/2022	CITY OF TAMPA OFFICES	13.25		
624352	01/20/2022	TAMPA ELECTRIC CO	14,421.14	ELECTRIC BILL - WELL FIELDS AND PUMPING STATIONS	DELEGATED APPROVAL
624353	01/20/2022	TANNER INDUSTRIES, INC.	5,679.97		
624354	01/20/2022	TYLER TECHNOLOGIES, INC.	103,500.97	2022 I.T. MUNIS ANNUAL MAINTENANCE	RECEIVE
624355	01/20/2022	VANASSE HANGEN BRUSTLIN INC	14,588.00		
624356	01/20/2022	VERIZON FLORIDA INC	1,182.76	UTILITY PAYMENT -COMMUNICATION	DELEGATED APPROVAL
624357	01/20/2022	VERIZON FLORIDA INC	34,684.03	UTILITY PAYMENT -COMMUNICATION	DELEGATED APPROVAL
624358	01/20/2022	VERIZON WIRELESS COMMUNICATIONS LLC	2,345.95	UTILITY PAYMENT -COMMUNICATION	DELEGATED APPROVAL
624359	01/20/2022	VERIZON WIRELESS COMMUNICATIONS LLC	10.20	UTILITY PAYMENT -COMMUNICATION	DELEGATED APPROVAL
624360	01/20/2022	VALCO INSTRUMENTS CO., INC.	2,538.12		
624361	01/20/2022	WISE CONSULTING GROUP	7,300.00		
624362	01/20/2022	WSP USA INC	4,590.00		
WIRE	01/21/2022	BOOKY OREN GLOBAL WATER TECH LTD	8,297.00		
624363	01/27/2022	ADVANCED ENVIRONMENTAL LABORATORIES, INC	63.00		
624364	01/27/2022	AGILENT TECHNOLOGIES, INC.	8,571.24		
624365	01/27/2022	ALLIED UNIVERSAL CORPORATION	925.50		
624366	01/27/2022	ALLIED UNIVERSAL CORPORATION	58,735.68	CHEMICAL - SODIUM HYDROXIDE	RECEIVE
624367	01/27/2022	ALLIED UNIVERSAL CORPORATION	22,842.51		
624368	01/27/2022	J.C. EHRlich CO.	411.95		

TAMPA BAY WATER

CHECK REGISTER - JAN 2022

<u>CHECK#</u>	<u>CHECK DATE</u>	<u>VENDOR NAME</u>	<u>CHECK AMOUNT</u>	<u>DESCRIPTION</u>	<u>APPROVE/RECEIVE</u>
624369	01/27/2022	ALPHA BUSINESS SERVICES, LLC	116.40		
624370	01/27/2022	FINGER LAKES BUSINESS SERVICES, INC.	62.00		
624371	01/27/2022	ARCADIS US INC.	23,429.51		
624372	01/27/2022	AREA PRINTING, INC.	1,666.00		
624373	01/27/2022	BLACK & VEATCH CORPORATION	38,946.40		
624374	01/27/2022	BRIGHT HOUSE NETWORKS LLC	1,023.33	UTILITIES - INTERNET	DELEGATED APPROVAL
624375	01/27/2022	CARMEUSE LIME & STONE, INC.	78,209.60	CHEMICAL - QUICKLIME	RECEIVE
624376	01/27/2022	CAROLLO ENGINEERS INC	47,168.08		
624377	01/27/2022	CHEMICAL SYSTEMS OF ORLANDO, INC.	19,722.00		
624378	01/27/2022	CITY OF CLEARWATER POLICE DEPT	165.00		
624379	01/27/2022	DEAN, MEAD, EGERTON, BLOODWORTH, CAPOUANO, &	6,862.19		
624380	01/27/2022	DESIGNER AT LARGE	1,280.00		
624381	01/27/2022	ECHOSAT, INC.	35.94		
624382	01/27/2022	EDDIE VISION INC.	1,600.00		
624383	01/27/2022	ELECTRIC GAS INDUSTRIES ASSOCIATION	32,100.45		
624384	01/27/2022	EMPLOYEE BENEFITS CORPORATION	117.60		
624385	01/27/2022	EMPLOYEE BENEFITS CORPORATION	90.09		
624386	01/27/2022	FISHER SCIENTIFIC COMPANY LLC	2,045.33		
624387	01/27/2022	FLORIDA DEPT OF MANAGEMENT SERVICES	21,844.95		
624388	01/27/2022	FRONTIER COMMUNICATIONS	125.98	UTILITY PAYMENT -COMMUNICATION	DELEGATED APPROVAL
624389	01/27/2022	FRONTIER COMMUNICATIONS	140.98	UTILITY PAYMENT -COMMUNICATION	DELEGATED APPROVAL
624390	01/27/2022	FRONTIER COMMUNICATIONS	127.64	UTILITY PAYMENT -COMMUNICATION	DELEGATED APPROVAL
624391	01/27/2022	FRONTIER COMMUNICATIONS	235.53	UTILITY PAYMENT -COMMUNICATION	DELEGATED APPROVAL
624392	01/27/2022	GRAY ROBINSON, P.A.	4,682.00		
624393	01/27/2022	GRAYBAR ELECTRIC COMPANY INC	395.16		
624394	01/27/2022	GSI ENVIRONMENTAL, INC.	22,768.75		
624395	01/27/2022	HACH COMPANY	421.23		
624396	01/27/2022	HAWKINS, INC.	4,526.85		
624397	01/27/2022	HAYS HOLDING CORPORATION	9,500.37		
624398	01/27/2022	HILLSBOROUGH COUNTY	101.53	UTILITY PAYMENT	DELEGATED APPROVAL
624399	01/27/2022	TENCARVA MACHINERY COMPANY	1,321.94		
624400	01/27/2022	ARROW EXTERMINATORS	122.70		
624401	01/27/2022	INFOARMOR, INC.	306.90		
624402	01/27/2022	INNOVYZE INC	8,875.00		
624403	01/27/2022	KEMIRA WATER SOLUTIONS, INC.	61,964.95	CHEMICAL - FERRIC SULFATE	RECEIVE
624404	01/27/2022	KEMIRA WATER SOLUTIONS, INC.	34,621.69		
624405	01/27/2022	MATHESON TRI-GAS INC.	10,488.43		
624406	01/27/2022	MCMASTER-CARR	1,366.88		
624407	01/27/2022	MICHIGAN STATE DISBURSEMENT UNIT	225.52	CHILD SUPPORT	DELEGATED APPROVAL
624408	01/27/2022	MILLER BUILDING & REPAIR SERVICES, INC.	8,620.00		
624409	01/27/2022	MUNITE, LLC	15,000.00		

TAMPA BAY WATER
CHECK REGISTER - JAN 2022

<u>CHECK#</u>	<u>CHECK DATE</u>	<u>VENDOR NAME</u>	<u>CHECK AMOUNT</u>	<u>DESCRIPTION</u>	<u>APPROVE/RECEIVE</u>
624410	01/27/2022	ODYSSEY MANUFACTURING COMPANY	49,329.70		
624411	01/27/2022	ODYSSEY MANUFACTURING COMPANY	12,660.20		
624412	01/27/2022	PIPER FIRE PROTECTION, INC.	7,270.00		
624413	01/27/2022	POLYDYNE INC	71,725.50	CHEMICAL - COAGULATION AID POLYMER	RECEIVE
624414	01/27/2022	PRINTER LOGIC INC	7,584.00		
624415	01/27/2022	RICOH USA, INC.	3,021.07		
624416	01/27/2022	RYAN HERCO PRODUCTS CORPORATION	99.48		
624417	01/27/2022	SAFE SOFTWARE	670.00		
624418	01/27/2022	TIM SCHILLING	90.00		
624419	01/27/2022	SHI INTERNATIONAL CORP	12,934.96		
624420	01/27/2022	NATHAN SPRUNGER	207.54		
624421	01/27/2022	STATE OF FLORIDA DISBURSEMENT UNIT	82.82	CHILD SUPPORT	DELEGATED APPROVAL
624422	01/27/2022	STATE OF FLORIDA DISBURSEMENT UNIT	152.77	CHILD SUPPORT	DELEGATED APPROVAL
624423	01/27/2022	SULPHURIC ACID TRADING CO. INC	71,781.63	CHEMICAL - SULFURIC ACID	RECEIVE
624424	01/27/2022	TAMCO ELECTRIC INC	8,411.32		
624425	01/27/2022	TAMPA ARMATURE WORKS INC	50,219.36	PUMP MAINTENANCE/REPAIRS	RECEIVE
624426	01/27/2022	TAMPA ELECTRIC CO	84,196.03	ELECTRIC BILL - WELL FIELDS AND PUMPING STATIONS	DELEGATED APPROVAL
624427	01/27/2022	TAMPA ELECTRIC CO	5,358.17	ELECTRIC BILL - WELL FIELDS AND PUMPING STATIONS	DELEGATED APPROVAL
624428	01/27/2022	TAMPA ELECTRIC CO	4,127.34	ELECTRIC BILL - WELL FIELDS AND PUMPING STATIONS	DELEGATED APPROVAL
624429	01/27/2022	TANNER INDUSTRIES, INC.	2,242.21		
624430	01/27/2022	TEAM TECHNICAL SERVICES	1,133.22		
624431	01/27/2022	THATCHER CHEMICAL OF FLORIDA INC.	5,940.72		
624432	01/27/2022	UNIFIRST CORPORATION	235.77		
624433	01/27/2022	UNITED PARCEL SERVICE	221.01		
624434	01/27/2022	UNIVERSITY OF CENTRAL FLORIDA	8,947.00		
624435	01/27/2022	USGS	31,275.00		
624436	01/27/2022	VEOLIA WATER NORTH AMERICA	574,380.18	SWTP O&M - DEC	RECEIVE
624437	01/27/2022	W W GRAINGER INC	2,972.22		
624438	01/27/2022	WASTE MANAGEMENT INC. OF FLORIDA	1,580.56		
624439	01/27/2022	WITHLACOCHEE RIVER ELECTRIC	71.22	ELECTRIC BILL - WELL FIELDS AND PUMPING STATIONS	DELEGATED APPROVAL
624440	01/27/2022	WRIGHT EXPRESS CORPORATION	10,443.74		
624441	01/27/2022	WSP USA INC	5,602.50		
WIRE	01/28/2022	INTERNAL REVENUE SERVICE	120,533.45	FEDERAL PAYROLL TAX DEPOSIT	DELEGATED APPROVAL
WIRE	01/27/2022	BOOKY OREN GLOBAL WATER TECH LTD	8,297.00		
280 CHECKS			6,723,952.28		

DATE: March 1, 2022

TO: Board of Directors

THRU: Charles H. Carden, General Manager

FROM: Christina Sackett, Chief Financial Officer

SUBJECT: Vendor's Status Report through January 2022 - *Receive Report*

SUMMARY

The attached is a status report of As-Needed Professional Service Contractors and Vendors utilized by Tampa Bay Water through January 2022.

SUGGESTED ACTION

Receive and File.

COST/FUNDING SOURCE

N/A

DISCUSSION

Attached is a summary of the as-needed contracted services being utilized by the agency through January 2022. This report shows total contract values, cumulative purchase orders issued against the contracts, and actual expenditures made under the contracts.

Attachment (1)

[January 22](#)

Contract Summary

Monthly Status Report of Vendors

January 1, 2022 thru January 31, 2022

Vendor Name and Contract Dates				Contract Amount Authorized	Current Period PO Amount Issued	Previous PO Amount Issued	Total PO Issued To Date	Total Expended To Date	Outstanding PO Balance
A J LANDSCAPING LLC				\$455,250.00		\$300,000.00	\$300,000.00	\$109,224.80	\$190,775.20
04/20/20	thru	05/01/22	2020041						
A.C. SCHULTES OF FLORIDA, INC.				\$600,000.00		\$300,000.00	\$300,000.00	\$120,600.00	\$179,400.00
08/19/19	thru		2019053						
A.C. SCHULTES OF FLORIDA, INC.				\$906,290.00		\$906,290.00	\$906,290.00	\$795,509.00	\$110,781.00
08/19/19	thru		2019055						
AD-VANCE PERSONNEL SERVICES INC				\$100,000.00		\$0.00	\$0.00	\$0.00	\$0.00
05/17/21	thru	04/13/22	2021705						
ADVANCED ENVIRONMENTAL LABORATORIES,				\$246,484.62		\$244,147.00	\$244,147.00	\$195,970.62	\$48,176.38
03/06/18	thru	03/31/19	2018021						
ADVANCED ROOFING, INC.				\$1,499,271.00		\$1,495,671.00	\$1,495,671.00	\$954,379.05	\$541,291.95
02/15/21	thru	02/15/22	2021005						
AECOM TECHNICAL SERVICES, INC.				\$2,000,001.00		\$0.00	\$0.00	\$0.00	\$0.00
09/20/21	thru	09/01/26	2021038						
AGILENT TECHNOLOGIES, INC.				\$39,000.00		\$8,571.24	\$8,571.24	\$8,571.24	\$0.00
01/14/21	thru	01/14/24	2021902						
AIRGAS USA, LLC				\$3,052,641.16		\$2,642,961.81	\$2,642,961.81	\$2,358,449.66	\$284,512.15
01/01/18	thru	09/30/18	2018004						
AIRGAS USA, LLC				\$2,603,472.00	\$794,158.00	\$0.00	\$794,158.00	\$0.00	\$794,158.00
12/13/21	thru	09/30/22	2022012						
AJAX PAVING INDUSTRIES OF FLORIDA LLC				\$440,000.00		\$0.00	\$0.00	\$0.00	\$0.00
10/18/21	thru	09/02/23	2022701						
ALBERT E ROLLER				\$1,001,499.48		\$928,549.68	\$928,549.68	\$813,640.73	\$114,908.95
01/01/19	thru	12/31/19	2019001						
ALLIED UNIVERSAL CORPORATION				\$22,441,025.08		\$9,353,516.00	\$9,353,516.00	\$4,353,816.27	\$4,999,699.73
01/01/20	thru	09/30/20	2020024						
AMERICAN ACQUISITION GROUP, LLC				\$200,000.00		\$127,467.30	\$127,467.30	\$70,610.27	\$56,857.03
06/05/17	thru	12/30/22	2017703						
AMERICAN FACILITY SERVICES, INC.				\$95,492.93		\$96,099.21	\$96,099.21	\$83,592.78	\$12,506.43
01/15/19	thru	06/30/20	2019032						

Contract Summary

Monthly Status Report of Vendors

January 1, 2022 thru January 31, 2022

Vendor Name and Contract Dates				Contract Amount Authorized	Current Period PO Amount Issued	Previous PO Amount Issued	Total PO Issued To Date	Total Expended To Date	Outstanding PO Balance
	AMERICAN WATER ACCIONA AGUA LLC			\$29,159,916.15		\$29,344,366.88	\$29,344,366.88	\$27,926,358.73	\$1,418,008.15
	11/15/04	thru	2005062						
	AMICI ENGINEERING CONTRACTORS, LLC			\$2,000,000.00		\$100,000.00	\$100,000.00	\$44,186.66	\$55,813.34
	08/16/21	thru	09/30/25 2021046						
	APPLIED ECOLOGY, INC			\$300,000.00	\$22,132.00	\$281,427.92	\$303,559.92	\$258,773.93	\$44,785.99
	02/18/19	thru	02/18/22 2019022V						
	ARCADIS US INC.			\$1,084,764.79		\$1,115,355.21	\$1,115,355.21	\$880,841.65	\$234,513.56
	05/11/17	thru	2017020						
	ARCHER WESTERN CONSTRUCTION LLC			\$5,878,100.00	\$5,878,100.00	\$0.00	\$5,878,100.00	\$0.00	\$5,878,100.00
	12/16/21	thru	06/30/23 2022010						
	ARDURRA GROUP, INC			\$400,000.00		\$19,150.00	\$19,150.00	\$19,050.00	\$100.00
	10/01/19	thru	09/30/24 2020003						
	ARDURRA GROUP, INC			\$2,000,001.00		\$0.00	\$0.00	\$0.00	\$0.00
	09/20/21	thru	09/01/26 2021030						
	ASTRA CONSTRUCTION SERVICES, LLC			\$942,901.88		\$942,901.88	\$942,901.88	\$168,065.22	\$774,836.66
	07/19/21	thru	12/31/24 2021706						
	ATC GROUP SERVICES, LLC			\$373,200.00		\$373,200.00	\$373,200.00	\$227,012.74	\$146,187.26
	07/22/20	thru	08/31/21 2020043						
	ATKINS NORTH AMERICA, INC.			\$373,761.00		\$292,308.00	\$292,308.00	\$136,328.25	\$155,979.75
	08/20/18	thru	08/20/23 2018048						
	AVI INTEGRATORS INC			\$483,934.26		\$391,767.33	\$391,767.33	\$266,308.12	\$125,459.21
	04/19/19	thru	04/30/20 2019036						
	BAL ENGINEERING, INC.			\$90,000.00		\$30,000.00	\$30,000.00	\$28,735.00	\$1,265.00
	02/14/19	thru	2019700						
	BAYSIDE COATINGS INC			\$550,006.91		\$434,372.77	\$434,372.77	\$380,368.38	\$54,004.39
	10/01/18	thru	2019008V						
	BLACK & VEATCH CORPORATION			\$2,997,744.00		\$2,997,744.00	\$2,997,744.00	\$1,981,606.26	\$1,016,137.74
	09/01/16	thru	10/26/22 2016031						
	BLACK & VEATCH CORPORATION			\$784,790.00		\$699,347.00	\$699,347.00	\$506,497.00	\$192,850.00
	05/11/17	thru	2017022						

Contract Summary

Monthly Status Report of Vendors

January 1, 2022 thru January 31, 2022

Vendor Name and Contract Dates				Contract Amount Authorized	Current Period PO Amount Issued	Previous PO Amount Issued	Total PO Issued To Date	Total Expended To Date	Outstanding PO Balance
	BLACK & VEATCH CORPORATION			\$750,000.00		\$417,035.00	\$417,035.00	\$395,490.98	\$21,544.02
	04/20/17	thru	04/17/22	2017030					
	BLACK & VEATCH CORPORATION			\$2,900,000.00		\$2,900,000.00	\$2,900,000.00	\$2,383,921.55	\$516,078.45
	10/21/19	thru	11/30/21	2020011					
	BLACK & VEATCH CORPORATION			\$25,000,000.00	\$124,892.00	\$1,566,125.00	\$1,691,017.00	\$70,380.25	\$1,620,636.75
	09/20/21	thru	09/30/29	2022001					
	BRIAN G ORMISTON			\$300,000.00		\$191,270.25	\$191,270.25	\$154,457.76	\$36,812.49
	02/18/19	thru	02/28/22	2019016					
	BUSACK LAW FIRM, P.A.			\$60,000.00		\$60,000.00	\$60,000.00	\$0.00	\$60,000.00
	12/17/18	thru	09/30/19	2019037					
	CALADESI CONSTRUCTION CO.			\$404,474.19		\$394,474.19	\$394,474.19	\$222,787.68	\$171,686.51
	08/27/21	thru	02/28/22	2021709					
	CARDNO, INC			\$360,280.00		\$366,689.48	\$366,689.48	\$277,741.34	\$88,948.14
	04/29/19	thru		2019023					
	CARDNO, INC			\$450,000.00		\$0.00	\$0.00	\$0.00	\$0.00
	09/20/21	thru	09/30/24	2022009					
	CARMEUSE LIME & STONE, INC.			\$6,741,044.64		\$3,351,355.00	\$3,351,355.00	\$2,472,074.52	\$879,280.48
	01/01/20	thru	09/30/20	2020036					
	CAROLLO ENGINEERS INC			\$1,098,792.00		\$900,000.00	\$900,000.00	\$554,511.62	\$345,488.38
	08/21/20	thru	06/30/22	2020049					
	CAROLLO ENGINEERS INC			\$2,000,001.00		\$0.00	\$0.00	\$0.00	\$0.00
	09/20/21	thru	09/01/26	2021029					
	CDM SMITH INC			\$2,495,216.00		\$1,035,697.50	\$1,035,697.50	\$801,958.68	\$233,738.82
	05/11/17	thru	05/11/22	2017023					
	CDM SMITH INC			\$400,000.00		\$158,545.00	\$158,545.00	\$130,591.25	\$27,953.75
	10/21/19	thru	10/31/22	2020014					
	CDM SMITH INC			\$2,000,001.00	\$242,500.00	\$0.00	\$242,500.00	\$0.00	\$242,500.00
	09/20/21	thru	09/01/26	2021033					
	CENTURION PROJECT MANAGEMENT LLC			\$600,000.00		\$56,055.00	\$56,055.00	\$49,765.00	\$6,290.00
	02/15/21	thru	02/28/23	2021020					

Contract Summary

Monthly Status Report of Vendors

January 1, 2022 thru January 31, 2022

Vendor Name and Contract Dates				Contract Amount Authorized	Current Period PO Amount Issued	Previous PO Amount Issued	Total PO Issued To Date	Total Expended To Date	Outstanding PO Balance
	CH2M HILL ENGINEERS INC			\$750,000.00		\$363,710.00	\$363,710.00	\$342,500.27	\$21,209.73
	04/17/17 thru 04/17/22		2017041						
	CHA CONSULTING INC			\$1,135,511.11		\$1,135,511.11	\$1,135,511.11	\$390,017.48	\$745,493.63
	07/19/21 thru 04/20/23		2020032V						
	CHANDLER ASSET MANAGEMENT, INC.			\$350,000.00		\$130,000.00	\$130,000.00	\$80,516.34	\$49,483.66
	08/17/20 thru 12/13/22		2021700						
	CHEMICAL SYSTEMS OF ORLANDO, INC.			\$606,509.00		\$403,324.00	\$403,324.00	\$207,866.60	\$195,457.40
	10/01/20 thru 09/30/21		2021007						
	CITRUS PARK WELL DRILLING & IRRIGATION INC			\$200,000.00		\$0.00	\$0.00	\$0.00	\$0.00
	06/18/18 thru		2018032						
	COLIN BAENZIGER			\$32,500.00		\$0.00	\$0.00	\$0.00	\$0.00
	01/27/22 thru 09/30/26		2022705						
	CONN & BUENAVENTURA, P.A.			\$643,500.00		\$643,500.00	\$643,500.00	\$600,879.51	\$42,620.49
	05/01/18 thru		2018044						
	CONN & BUENAVENTURA, P.A.			\$475,200.00		\$356,000.00	\$356,000.00	\$134,746.51	\$221,253.49
	03/15/21 thru 04/30/23		2021049						
	CORCORAN & ASSOCIATES, INC.			\$450,000.00		\$276,250.00	\$276,250.00	\$184,250.00	\$92,000.00
	08/18/20 thru 08/18/23		2021004						
	CORRPRO COMPANIES, INC.			\$750,000.00		\$100,000.00	\$100,000.00	\$0.00	\$100,000.00
	01/01/22 thru 12/31/26		2022011						
	CROM COATINGS AND RESTORATIONS			\$367,910.00		\$150,690.00	\$150,690.00	\$150,690.00	\$0.00
	10/01/20 thru 09/30/21		2021003						
	CUMBEY & FAIR, INC.			\$900,000.00		\$377,996.00	\$377,996.00	\$291,047.00	\$86,949.00
	10/01/19 thru 09/30/24		2020007						
	DEAN, MEAD, EGERTON, BLOODWORTH,			\$245,000.00		\$240,000.00	\$240,000.00	\$108,597.93	\$131,402.07
	12/17/18 thru 09/30/19		2019038						
	DESIGNER AT LARGE			\$190,283.75	\$25,866.94	\$65,652.29	\$91,519.23	\$64,862.29	\$26,656.94
	12/01/17 thru 09/30/20		2018018						
	DEWBERRY ENGINEERS, INC			\$566,095.97		\$193,820.00	\$193,820.00	\$5,311.52	\$188,508.48
	05/17/21 thru 12/31/22		2017026V						

Contract Summary

Monthly Status Report of Vendors

January 1, 2022 thru January 31, 2022

Vendor Name and Contract Dates				Contract Amount Authorized	Current Period PO Amount Issued	Previous PO Amount Issued	Total PO Issued To Date	Total Expended To Date	Outstanding PO Balance
	DEWBERRY ENGINEERS, INC			\$400,000.00		\$85,880.00	\$85,880.00	\$71,580.00	\$14,300.00
10/01/19	thru 09/30/24		2020009						
	DEWBERRY ENGINEERS, INC			\$2,000,001.00		\$0.00	\$0.00	\$0.00	\$0.00
09/20/21	thru 09/01/26		2021034						
	DIALOGUE PUBLIC RELATIONS, LLC			\$424,598.75		\$363,390.00	\$363,390.00	\$269,751.00	\$93,639.00
08/21/17	thru 09/30/20		2018014						
	DIGITAL AERIAL SOLUTIONS, LLC			\$509,780.52		\$165,076.54	\$165,076.54	\$0.00	\$165,076.54
08/16/21	thru 09/30/24		2022002						
	DONALD J POLMANN			\$200,000.00		\$75,000.00	\$75,000.00	\$43,750.00	\$31,250.00
05/19/21	thru 09/30/22		2021515						
	ECO-LAND DESIGN, LLC			\$93,775.00		\$0.00	\$0.00	\$0.00	\$0.00
10/21/21	thru 09/30/23		2022018						
	ELECTRIC GAS INDUSTRIES ASSOCIATION			\$17,455,354.00		\$4,166,661.00	\$4,166,661.00	\$917,792.10	\$3,248,868.90
10/21/19	thru 10/31/24		2020010						
	ELECTRICAL ENGINEERING ENTERPRISES INC			\$1,200,000.00		\$275,000.00	\$275,000.00	\$98,553.46	\$176,446.54
12/14/20	thru 12/14/22		2021014						
	ENERGYCAP, INC.			\$148,662.25		\$148,662.25	\$148,662.25	\$99,235.07	\$49,427.18
02/18/19	thru		2019030						
	ENTERPRISE FM TRUST			\$1,378,257.82		\$1,343,358.98	\$1,343,358.98	\$984,270.14	\$359,088.84
02/19/18	thru		2018704						
	ENVIRONMENTAL SCIENCE ASSOCIATES			\$450,000.00		\$438,549.00	\$438,549.00	\$384,397.60	\$54,151.40
08/21/17	thru 10/31/20		2017053						
	ENVIRONMENTAL SCIENCE ASSOCIATES			\$400,000.00		\$262,874.00	\$262,874.00	\$171,679.50	\$91,194.50
10/21/19	thru 10/31/22		2020015						
	ENVIRONMENTAL SCIENCE ASSOCIATES			\$960,000.00		\$575,747.00	\$575,747.00	\$338,324.29	\$237,422.71
06/15/20	thru 02/11/24		2020709						
	ENVIRONMENTAL SCIENCE ASSOCIATES			\$2,739,331.00		\$1,142,993.00	\$1,142,993.00	\$616,549.87	\$526,443.13
08/17/20	thru 09/30/25		2021001						
	F.H. BLACK AND COMPANY INC.			\$100,000.00		\$62,000.00	\$62,000.00	\$44,346.25	\$17,653.75
08/17/20	thru 12/21/22		2021701						

Contract Summary

Monthly Status Report of Vendors

January 1, 2022 thru January 31, 2022

Vendor Name and Contract Dates					Contract Amount Authorized	Current Period PO Amount Issued	Previous PO Amount Issued	Total PO Issued To Date	Total Expended To Date	Outstanding PO Balance
	FLORIDA JETCLEAN				\$293,500.00		\$146,750.00	\$146,750.00	\$146,440.00	\$310.00
	10/01/20	thru	09/30/21	2021006						
	GANNETT FLEMING, INC				\$2,500,000.00		\$602,487.00	\$602,487.00	\$243,363.60	\$359,123.40
	08/17/20	thru		2020020						
	GEOPOINT SURVEYING, INC.				\$598,281.60		\$110,000.00	\$110,000.00	\$25,198.88	\$84,801.12
	09/20/21	thru	09/30/25	2021043						
	GEORGE F YOUNG INC				\$400,000.00		\$12,350.00	\$12,350.00	\$8,100.00	\$4,250.00
	10/01/19	thru	09/30/24	2020002						
	GHD SERVICES, INC.				\$450,000.00		\$254,119.09	\$254,119.09	\$162,524.86	\$91,594.23
	08/21/17	thru	09/30/20	2017050						
	GHD SERVICES, INC.				\$450,000.00		\$0.00	\$0.00	\$0.00	\$0.00
	09/20/21	thru	09/30/24	2022007						
	GOVHR USA, LLC				\$60,000.00		\$30,000.00	\$30,000.00	\$16,155.00	\$13,845.00
	07/15/21	thru	12/31/21	2021708						
	GRAY ROBINSON, P.A.				\$80,000.00		\$80,000.00	\$80,000.00	\$30,839.99	\$49,160.01
	12/17/18	thru	09/30/19	2019039						
	GREELEY AND HANSEN LLC				\$750,000.00		\$428,482.00	\$428,482.00	\$259,868.11	\$168,613.89
	05/11/17	thru	06/22/22	2017024						
	GREENMAN-PEDERSEN, INC.				\$322,508.00		\$305,241.39	\$305,241.39	\$206,610.78	\$98,630.61
	08/20/18	thru	08/20/23	2018047						
	GREENMAN-PEDERSEN, INC.				\$300,000.00		\$168,333.67	\$168,333.67	\$94,332.84	\$74,000.83
	02/18/19	thru	02/19/22	2019017						
	GSI ENVIRONMENTAL, INC.				\$1,035,000.00		\$876,405.50	\$876,405.50	\$812,406.12	\$63,999.38
	12/09/13	thru	12/29/19	2014018						
	GSI ENVIRONMENTAL, INC.				\$1,250,000.00		\$739,006.62	\$739,006.62	\$679,922.79	\$59,083.83
	10/21/19	thru	10/31/24	2020017						
	HAWKINS, INC.				\$625,550.00		\$85,840.00	\$85,840.00	\$25,907.20	\$59,932.80
	10/01/21	thru	09/30/22	2022015						
	HAYS HOLDING CORPORATION				\$2,300,000.00		\$1,002,707.90	\$1,002,707.90	\$603,956.41	\$398,751.49
	03/06/20	thru	03/31/22	2017705						

Contract Summary

Monthly Status Report of Vendors

January 1, 2022 thru January 31, 2022

Vendor Name and Contract Dates					Contract Amount Authorized	Current Period PO Amount Issued	Previous PO Amount Issued	Total PO Issued To Date	Total Expended To Date	Outstanding PO Balance
	HAZEN & SAWYER, P.C.				\$999,275.70		\$640,370.00	\$640,370.00	\$639,645.70	\$724.30
	11/05/13	thru	10/30/19	2014019						
	HAZEN & SAWYER, P.C.				\$4,025,910.00		\$4,025,910.00	\$4,025,910.00	\$2,706,369.52	\$1,319,540.48
	08/27/14	thru	12/31/20	2015011						
	HAZEN & SAWYER, P.C.				\$750,000.00		\$556,390.00	\$556,390.00	\$385,879.25	\$170,510.75
	05/11/17	thru		2017025						
	HAZEN & SAWYER, P.C.				\$695,000.00		\$766,860.00	\$766,860.00	\$622,567.91	\$144,292.09
	10/21/19	thru	10/30/20	2020012						
	HAZEN & SAWYER, P.C.				\$400,000.00		\$294,404.00	\$294,404.00	\$171,745.78	\$122,658.22
	10/21/19	thru	10/30/22	2020013						
	HAZEN & SAWYER, P.C.				\$800,000.00		\$150,000.00	\$150,000.00	\$107,953.17	\$42,046.83
	10/21/19	thru	10/31/24	2020018						
	HAZEN & SAWYER, P.C.				\$2,000,001.00		\$0.00	\$0.00	\$0.00	\$0.00
	09/20/21	thru	09/01/26	2021032						
	HILLSBOROUGH COUNTY				\$178,066.00		\$178,066.00	\$178,066.00	\$169,115.43	\$8,950.57
	10/01/20	thru	12/31/21	AGR2021001						
	HILLSBOROUGH COUNTY				\$183,408.00		\$183,408.00	\$183,408.00	\$0.00	\$183,408.00
	10/01/21	thru	09/30/22	AGR2022001						
	HSW CONSULTING LLC				\$700,000.00	\$5,000.00	\$473,495.00	\$478,495.00	\$417,340.00	\$61,155.00
	08/21/17	thru	10/21/20	2017051						
	HSW CONSULTING LLC				\$400,000.00		\$274,899.00	\$274,899.00	\$186,406.60	\$88,492.40
	10/21/19	thru	10/31/22	2020016						
	HSW CONSULTING LLC				\$450,000.00		\$0.00	\$0.00	\$0.00	\$0.00
	09/20/21	thru	09/30/24	2022006						
	INTERA, INC.				\$500,000.00		\$513,977.96	\$513,977.96	\$341,047.96	\$172,930.00
	11/05/13	thru	12/31/22	2014020						
	INTERA, INC.				\$750,000.00		\$100,896.32	\$100,896.32	\$50,279.99	\$50,616.33
	10/21/19	thru	10/31/24	2020019						
	JACOBS ENGINEERING GROUP INC				\$2,000,001.00		\$0.00	\$0.00	\$0.00	\$0.00
	09/20/21	thru	09/01/26	2021037						

Contract Summary

Monthly Status Report of Vendors

January 1, 2022 thru January 31, 2022

Vendor Name and Contract Dates				Contract Amount Authorized	Current Period PO Amount Issued	Previous PO Amount Issued	Total PO Issued To Date	Total Expended To Date	Outstanding PO Balance
	JANICKI ENVIRONMENTAL, INC.			\$300,000.00		\$117,400.00	\$117,400.00	\$97,400.00	\$20,000.00
02/18/19	thru 02/28/22		2019021						
	JEFFREY D BAKER			\$200,000.00		\$0.00	\$0.00	\$0.00	\$0.00
06/18/18	thru		2018031						
	JOHN H GRANGER MAINTENANCE &			\$1,500,000.00		\$1,562,272.00	\$1,562,272.00	\$1,201,249.46	\$361,022.54
10/01/17	thru 09/30/21		2018003						
	JOHN H GRANGER MAINTENANCE &			\$2,000,000.00		\$100,000.00	\$100,000.00	\$10,525.90	\$89,474.10
08/16/21	thru 09/30/25		2021044						
	JOHNSTON, MIRMIRAN & THOMPSON, INC.			\$750,000.00		\$335,852.00	\$335,852.00	\$271,416.56	\$64,435.44
05/11/17	thru		2017027						
	KELLER AMERICA, INC			\$155,000.00	\$23,630.88	\$15,182.70	\$38,813.58	\$15,214.54	\$23,599.04
11/15/21	thru 11/14/23		2022022						
	KEMIRA WATER SOLUTIONS, INC.			\$9,465,879.74		\$7,712,383.50	\$7,712,383.50	\$5,243,985.94	\$2,468,397.56
10/01/19	thru 09/30/20		2020021						
	LEW ELECTRICAL SERVICES, LLC			\$800,000.00		\$273,600.00	\$273,600.00	\$155,765.66	\$117,834.34
12/01/16	thru 12/31/20		2017016						
	LHOIST NORTH AMERICA OF ALABAMA, LLC			\$606,503.97		\$339,365.75	\$339,365.75	\$153,528.02	\$185,837.73
10/01/20	thru 09/30/21		2021011						
	LOCHER ENVIRONMENTAL TECHNOLOGY LLC			\$80,000.00		\$108,773.52	\$108,773.52	\$74,049.04	\$34,724.48
10/26/17	thru 12/07/21		2018703						
	LOCHER ENVIRONMENTAL TECHNOLOGY LLC			\$80,000.00		\$0.00	\$0.00	\$0.00	\$0.00
01/05/22	thru 12/01/27		2022704						
	MAINZER MANAGEMENT INC			\$621,570.00		\$319,460.00	\$319,460.00	\$17,735.00	\$301,725.00
04/20/20	thru 09/30/22		2020045						
	MATHESON TRI-GAS INC.			\$1,995,270.29		\$1,437,632.00	\$1,437,632.00	\$862,634.98	\$574,997.02
10/01/20	thru 09/30/21		2021008						
	MAULDIN & JENKINS, LLC			\$667,500.00		\$676,500.00	\$676,500.00	\$533,500.00	\$143,000.00
07/11/17	thru 06/30/20		2017044						
	MCKIM & CREED PA			\$900,000.00		\$731,875.33	\$731,875.33	\$397,452.91	\$334,422.42
05/11/17	thru		2017028						

Contract Summary

Monthly Status Report of Vendors

January 1, 2022 thru January 31, 2022

Vendor Name and Contract Dates				Contract Amount Authorized	Current Period PO Amount Issued	Previous PO Amount Issued	Total PO Issued To Date	Total Expended To Date	Outstanding PO Balance
	MCKIM & CREED PA			\$2,000,001.00		\$0.00	\$0.00	\$0.00	\$0.00
09/20/21	thru 09/01/26		2021035						
	MEASUREMENT SPECIALTIES INC.			\$83,043.79		\$83,043.00	\$83,043.00	\$67,153.79	\$15,889.21
01/21/21	thru 01/21/22		2021040						
	METZGER & WILLARD INC			\$775,000.00	\$25,000.00	\$634,241.70	\$659,241.70	\$338,868.98	\$320,372.72
05/11/17	thru		2017029						
	METZGER & WILLARD INC			\$2,000,001.00		\$0.00	\$0.00	\$0.00	\$0.00
09/20/21	thru 09/01/26		2021027						
	MGT OF AMERICA CONSULTING, LLC			\$43,215.00		\$36,915.00	\$36,915.00	\$30,615.00	\$6,300.00
04/30/19	thru		2019035						
	MONTROSE ENVIRONMENTAL SOLUTIONS, INC.			\$450,000.00		\$28,158.00	\$28,158.00	\$0.00	\$28,158.00
09/20/21	thru 09/30/24		2022008						
	NABORS, GIBLIN, & NICKERSON P.A.			\$80,000.00		\$80,000.00	\$80,000.00	\$13,809.21	\$66,190.79
12/17/18	thru 09/17/19		2019040						
	NORTH CAROLINA STATE UNIVERSITY			\$79,999.00	\$79,999.00	\$0.00	\$79,999.00	\$0.00	\$79,999.00
01/05/22	thru 06/30/23		2022050						
	NORTH CAROLINA STATE UNIVERSITY			\$79,962.00		\$79,962.00	\$79,962.00	\$66,635.00	\$13,327.00
10/01/20	thru 03/31/22		AGR2021009						
	ODYSSEY MANUFACTURING COMPANY			\$6,903,447.95		\$3,689,129.00	\$3,689,129.00	\$3,570,535.23	\$118,593.77
01/01/19	thru 09/30/19		2019005						
	ODYSSEY MANUFACTURING COMPANY			\$3,282,787.20		\$1,498,035.00	\$1,498,035.00	\$611,902.80	\$886,132.20
10/01/21	thru 09/30/22		2022016						
	PAFF TREE SERVICE, LLC			\$217,937.20		\$217,726.00	\$217,726.00	\$194,497.20	\$23,228.80
02/26/18	thru 03/31/19		2018028						
	PASCO COUNTY OFFICES			\$167,273.00		\$167,273.00	\$167,273.00	\$0.00	\$167,273.00
10/01/21	thru 09/30/22		AGR2022002						
	PATHOGEN DETECTION SYSTEMS, INC			\$32,130.00		\$0.00	\$0.00	\$0.00	\$0.00
02/02/21	thru 02/28/24		2021903						
	PCL CONSTRUCTION, INC.			\$2,168,480.00		\$2,168,480.00	\$2,168,480.00	\$1,985,582.78	\$182,897.22
11/01/19	thru 02/28/22		2020029						

Contract Summary

Monthly Status Report of Vendors

January 1, 2022 thru January 31, 2022

Vendor Name and Contract Dates				Contract Amount Authorized	Current Period PO Amount Issued	Previous PO Amount Issued	Total PO Issued To Date	Total Expended To Date	Outstanding PO Balance
	PCL CONSTRUCTION, INC.			\$1,028,250.00		\$1,028,250.00	\$1,028,250.00	\$886,825.00	\$141,425.00
	02/17/20	thru 09/30/22	2020704						
	PCL CONSTRUCTION, INC.			\$334,556.00		\$334,556.00	\$334,556.00	\$221,537.85	\$113,018.15
	12/14/20	thru 08/31/24	2021012						
	PCL CONSTRUCTION, INC.			\$263,049.60	\$273,049.60	\$42,333.00	\$315,382.60	\$0.00	\$315,382.60
	09/02/21	thru 02/28/23	2021012GP1						
	PCL CONSTRUCTION, INC.			\$3,865,758.57	\$3,865,758.57	\$1,722,912.44	\$5,588,671.01	\$0.00	\$5,588,671.01
	09/02/21	thru 02/28/23	2021012GP2						
	PCL CONSTRUCTION, INC.			\$1,719,635.64		\$1,719,635.64	\$1,719,635.64	\$0.00	\$1,719,635.64
	11/15/21	thru 04/30/23	2021012GP3						
	PCL CONSTRUCTION, INC.			\$1,411,101.70		\$1,411,101.70	\$1,411,101.70	\$0.00	\$1,411,101.70
	11/15/21	thru 04/30/23	2021012GP4						
	PCL CONSTRUCTION, INC.			\$1,367,453.00		\$1,188,050.00	\$1,188,050.00	\$108,718.00	\$1,079,332.00
	07/29/21	thru 12/31/22	2021703						
	PERSONNEL SOLUTIONS PLUS LLC			\$100,000.00		\$25,000.00	\$25,000.00	\$5,821.39	\$19,178.61
	05/17/21	thru 03/31/24	2021704						
	PFM ASSET MANAGEMENT LLC			\$500,000.00		\$215,915.00	\$215,915.00	\$146,282.50	\$69,632.50
	06/09/06	thru 09/30/17	2006067						
	PFM FINANCIAL ADVISORS LLC			\$8,002.00		\$0.00	\$0.00	\$0.00	\$0.00
	10/17/16	thru	2017700V						
	PINELLAS COUNTY BOARD OF COUNTY			\$162,401.00		\$162,401.00	\$162,401.00	\$149,294.20	\$13,106.80
	10/01/20	thru 12/31/21	AGR2021003						
	PINELLAS COUNTY BOARD OF COUNTY			\$167,273.00		\$167,273.00	\$167,273.00	\$0.00	\$167,273.00
	10/01/21	thru 09/30/22	AGR2022003						
	PIPER FIRE PROTECTION, INC.			\$639,232.96		\$540,775.10	\$540,775.10	\$341,383.64	\$199,391.46
	10/01/18	thru 09/30/19	2019010						
	POLYDYNE INC			\$1,461,739.32		\$1,147,257.00	\$1,147,257.00	\$1,009,029.47	\$138,227.53
	10/01/19	thru 09/30/20	2020023						
	POND & COMPANY			\$682,000.00		\$279,253.98	\$279,253.98	\$123,590.98	\$155,663.00
	12/14/20	thru 12/14/25	2021017						

Contract Summary

Monthly Status Report of Vendors

January 1, 2022 thru January 31, 2022

Vendor Name and Contract Dates				Contract Amount Authorized	Current Period PO Amount Issued	Previous PO Amount Issued	Total PO Issued To Date	Total Expended To Date	Outstanding PO Balance
	PRITCHETT STEINBECK GROUP, INC.			\$535,520.00		\$574,670.12	\$574,670.12	\$383,760.80	\$190,909.32
	10/01/18	thru 09/30/23	2018046						
	PRITCHETT STEINBECK GROUP, INC.			\$300,000.00		\$204,552.25	\$204,552.25	\$130,802.25	\$73,750.00
	02/18/19	thru 02/28/22	2019018						
	PRITCHETT STEINBECK GROUP, INC.			\$788,415.00		\$140,191.00	\$140,191.00	\$1,338.85	\$138,852.15
	08/16/21	thru 09/30/26	2022003						
	PROC STEP INC.			\$89,816.00		\$89,816.00	\$89,816.00	\$69,216.00	\$20,600.00
	10/26/20	thru 09/30/21	2021023						
	PROCORR, INC.			\$1,573,210.80		\$1,192,653.09	\$1,192,653.09	\$900,552.98	\$292,100.11
	08/15/16	thru 09/30/17	2017005						
	PROGRESSIVE WATER RESOURCES			\$15,725.00		\$15,725.00	\$15,725.00	\$3,931.25	\$11,793.75
	11/16/21	thru 09/30/23	2022702						
	PROJECT MANAGEMENT SOLUTIONS, INC.			\$600,000.00		\$357,200.00	\$357,200.00	\$289,756.25	\$67,443.75
	02/15/21	thru 02/28/23	2021019						
	PUBLIC FINANCIAL MGMT., INC. (PFM)			\$95,991.63		\$96,000.00	\$96,000.00	\$83,991.58	\$12,008.42
	10/17/16	thru	2017700						
	PVS TECHNOLOGIES, INC.			\$671,973.52		\$522,260.00	\$522,260.00	\$223,995.12	\$298,264.88
	01/01/18	thru 09/30/18	2018007						
	PVS TECHNOLOGIES, INC.			\$442,800.00		\$210,015.00	\$210,015.00	\$13,823.03	\$196,191.97
	10/01/21	thru 09/30/22	2022013						
	QRC INC			\$1,000,000.00		\$1,070,908.60	\$1,070,908.60	\$811,320.97	\$259,587.63
	08/21/17	thru 09/30/21	2018013						
	QUEST ECOLOGY INC			\$300,000.00		\$56,855.00	\$56,855.00	\$39,571.25	\$17,283.75
	02/18/19	thru 02/28/22	2019014						
	QUEST ECOLOGY INC			\$300,000.00		\$92,736.00	\$92,736.00	\$42,737.75	\$49,998.25
	04/19/19	thru	2019024						
	RADIO ONE, INC.			\$68,000.00		\$0.00	\$0.00	\$0.00	\$0.00
	09/29/21	thru 09/30/22	2021710						
	RAFTELIS FINANCIAL CONSULTANTS, INC.			\$750,000.00		\$325,562.00	\$325,562.00	\$272,106.22	\$53,455.78
	04/17/17	thru 04/17/22	2017042						

Contract Summary

Monthly Status Report of Vendors

January 1, 2022 thru January 31, 2022

Vendor Name and Contract Dates				Contract Amount Authorized	Current Period PO Amount Issued	Previous PO Amount Issued	Total PO Issued To Date	Total Expended To Date	Outstanding PO Balance
	RANDALL ENVIRONMENTAL, INC.			\$13,361,592.00		\$13,321,865.00	\$13,321,865.00	\$3,173,955.20	\$10,147,909.80
	11/17/20	thru	10/31/22	2020044					
	REYNOLDS SMITH & HILLS INC			\$333,334.00		\$279,696.12	\$279,696.12	\$261,182.12	\$18,514.00
	04/21/14	thru	04/20/19	2014042					
	RICK RICHARDS, INC.			\$83,706.50		\$92,618.00	\$92,618.00	\$75,740.50	\$16,877.50
	02/26/18	thru	03/31/19	2018029					
	RICK RICHARDS, INC.			\$300,000.00		\$201,243.00	\$201,243.00	\$103,793.00	\$97,450.00
	04/19/19	thru		2019027					
	ROWLAND INC			\$1,000,136.00		\$869,907.57	\$869,907.57	\$672,209.24	\$197,698.33
	10/01/17	thru	09/30/21	2018002					
	ROWLAND INC			\$1,000,000.00		\$665,000.00	\$665,000.00	\$522,143.47	\$142,856.53
	10/01/17	thru	09/30/21	2018012					
	ROWLAND INC			\$2,000,000.00		\$109,000.00	\$109,000.00	\$35,402.70	\$73,597.30
	08/16/21	thru	09/30/25	2021045					
	ROWLAND INC			\$2,000,000.00		\$200,000.00	\$200,000.00	\$22,942.50	\$177,057.50
	08/16/21	thru	09/30/25	2021047					
	RYMAN ROOFING INC.			\$500,000.00		\$315,000.00	\$315,000.00	\$214,531.80	\$100,468.20
	10/25/18	thru	10/31/19	2019003					
	S & C JANITORIAL, INC			\$122,885.02		\$131,166.02	\$131,166.02	\$108,793.58	\$22,372.44
	01/15/19	thru	06/30/20	2019033					
	SMITH INDUSTRIES INC			\$200,000.00		\$228,880.56	\$228,880.56	\$100,213.20	\$128,667.36
	06/18/18	thru	04/30/19	2018040					
	SOUTHEAST DRILLING SERVICES INC			\$600,000.00		\$610,000.00	\$610,000.00	\$533,434.00	\$76,566.00
	08/19/19	thru		2019054					
	SOUTHEAST DRILLING SERVICES INC			\$600,000.00		\$0.00	\$0.00	\$0.00	\$0.00
	08/19/19	thru		2019056					
	SOUTHEASTERN SURVEYING AND MAPPING			\$400,000.00		\$191,157.65	\$191,157.65	\$186,626.65	\$4,531.00
	10/01/19	thru	09/30/24	2020006					
	SOUTHWEST FLORIDA WATER MANAGEMENT			\$2,864,476.00		\$0.00	\$0.00	\$0.00	\$0.00
	10/01/20	thru	08/01/24	AGR2021005					

Contract Summary

Monthly Status Report of Vendors

January 1, 2022 thru January 31, 2022

Vendor Name and Contract Dates				Contract Amount Authorized	Current Period PO Amount Issued	Previous PO Amount Issued	Total PO Issued To Date	Total Expended To Date	Outstanding PO Balance
	STANTEC CONSULTING SERVICES, INC.			\$1,319,903.50		\$1,319,903.50	\$1,319,903.50	\$682,515.50	\$637,388.00
	02/17/20	thru	08/31/23	2020026					
	STANTEC CONSULTING SERVICES, INC.			\$1,721,500.00		\$1,721,499.00	\$1,721,499.00	\$506,550.71	\$1,214,948.29
	10/27/20	thru	06/17/24	2021002					
	STANTEC CONSULTING SERVICES, INC.			\$3,157,340.00		\$3,157,340.00	\$3,157,340.00	\$0.00	\$3,157,340.00
	08/16/21	thru	02/28/29	2021025					
	STANTEC CONSULTING SERVICES, INC.			\$2,000,001.00		\$0.00	\$0.00	\$0.00	\$0.00
	09/20/21	thru	09/01/26	2021028					
	STEARNS WEAVER MILLER WEISSLER			\$60,000.00		\$60,000.00	\$60,000.00	\$3,049.00	\$56,951.00
	12/17/18	thru	09/30/19	2019041					
	SULPHURIC ACID TRADING CO. INC			\$2,610,154.56		\$984,892.00	\$984,892.00	\$544,105.50	\$440,786.50
	10/01/21	thru	09/30/22	2022014					
	SURVTECH SOLUTIONS, INC.			\$400,000.00		\$14,756.00	\$14,756.00	\$9,756.00	\$5,000.00
	10/01/19	thru	09/30/24	2020008					
	TAMCO ELECTRIC INC			\$1,200,000.00		\$320,000.00	\$320,000.00	\$157,016.16	\$162,983.84
	12/14/20	thru	12/14/22	2021013					
	TAMPA ARMATURE WORKS INC			\$500,000.00		\$128,518.12	\$128,518.12	\$107,574.83	\$20,943.29
	05/03/18	thru	12/31/22	2018024					
	TAMPA ARMATURE WORKS INC			\$2,000,000.00	\$100,000.00	\$564,694.00	\$664,694.00	\$370,145.33	\$294,548.67
	05/03/18	thru	12/31/22	2018026					
	TAMPA BAY ESTUARY PROGRAM			\$60,000.00		\$0.00	\$0.00	\$0.00	\$0.00
	07/19/21	thru	12/31/26	AGR2021010					
	TAMPA BAY SYSTEM SALES			\$655,000.00		\$651,758.00	\$651,758.00	\$570,873.55	\$80,884.45
	10/01/19	thru		2020700					
	TANNER INDUSTRIES, INC.			\$1,374,799.68		\$940,498.46	\$940,498.46	\$694,918.79	\$245,579.67
	01/01/19	thru	09/30/19	2019004					
	THATCHER CHEMICAL OF FLORIDA INC.			\$448,292.56		\$287,685.00	\$287,685.00	\$145,820.12	\$141,864.88
	10/01/20	thru	09/30/21	2021009					
	THE GORDIAN GROUP			\$250,000.00		\$59,403.00	\$59,403.00	\$59,402.50	\$0.50
	07/29/21	thru	06/06/22	2021707					

Contract Summary

Monthly Status Report of Vendors

January 1, 2022 thru January 31, 2022

Vendor Name and Contract Dates				Contract Amount Authorized	Current Period PO Amount Issued	Previous PO Amount Issued	Total PO Issued To Date	Total Expended To Date	Outstanding PO Balance
	THERMO ELECTRON NORTH AMERICA LLC			\$81,592.00	\$8,646.00	\$63,686.00	\$72,332.00	\$42,164.00	\$30,168.00
	02/02/21	thru	12/31/23	2021905					
	TONOAH A. HART			\$205,189.50	\$6,500.00	\$208,790.00	\$215,290.00	\$183,389.50	\$31,900.50
	02/26/18	thru	03/31/19	2018030					
	TRANE US INC			\$472,439.34		\$471,719.44	\$471,719.44	\$74,098.38	\$397,621.06
	04/19/21	thru	09/30/22	2020700V					
	TRAUTMAN'S PAINTING LLC			\$400,000.00		\$91,800.00	\$91,800.00	\$82,832.66	\$8,967.34
	10/01/18	thru	09/30/19	2019009					
	UNIVERSAL PROTECTION SERVICE LP			\$2,396,845.31		\$2,397,587.00	\$2,397,587.00	\$1,554,183.27	\$843,403.73
	06/15/20	thru	03/09/25	2020707					
	UNIVERSITY OF CENTRAL FLORIDA			\$89,470.00		\$89,470.00	\$89,470.00	\$26,841.00	\$62,629.00
	02/18/21	thru	09/30/23	AGR2021008					
	UNIVERSITY OF FLORIDA			\$78,859.00		\$0.00	\$0.00	\$0.00	\$0.00
	08/19/19	thru	09/30/21	2020037					
	UNIVERSITY OF FLORIDA			\$90,000.00		\$90,000.00	\$90,000.00	\$55,000.00	\$35,000.00
	10/01/20	thru	12/31/22	AGR2021007					
	UNIVERSITY OF FLORIDA			\$80,780.00		\$80,780.00	\$80,780.00	\$0.00	\$80,780.00
	10/01/21	thru	09/30/22	AGR2022004					
	UNIVERSITY OF FLORIDA IFAS EXTENSION			\$90,000.00		\$90,000.00	\$90,000.00	\$0.00	\$90,000.00
	09/30/19	thru	12/31/21	AGR2019008					
	UNIVERSITY OF FLORIDA RESEARCH			\$98,112.00		\$0.00	\$0.00	\$0.00	\$0.00
	08/26/21	thru	03/31/24	AGR2021011					
	UNIVERSITY OF NORTH CAROLINA AT CHAPEL			\$250,000.00		\$250,000.00	\$250,000.00	\$150,000.00	\$100,000.00
	10/20/20	thru	09/30/22	AGR2019019					
	UNIVERSITY OF SOUTH FLORIDA			\$65,000.00		\$65,000.00	\$65,000.00	\$53,181.81	\$11,818.19
	04/03/20	thru	12/31/21	2020048					
	UNIVERSITY OF SOUTH FLORIDA			\$63,758.00		\$63,758.00	\$63,758.00	\$0.00	\$63,758.00
	06/01/21	thru	12/31/22	2021051					
	UNIVERSITY OF SOUTH FLORIDA			\$176,875.00		\$176,875.00	\$176,875.00	\$172,276.41	\$4,598.59
	09/01/19	thru		AGR2019006					

Contract Summary

Monthly Status Report of Vendors

January 1, 2022 thru January 31, 2022

Vendor Name and Contract Dates					Contract Amount Authorized	Current Period PO Amount Issued	Previous PO Amount Issued	Total PO Issued To Date	Total Expended To Date	Outstanding PO Balance
	USGS				\$125,100.00		\$125,100.00	\$125,100.00	\$31,275.00	\$93,825.00
	10/01/21	thru	09/30/22	2022023						
	VANASSE HANGEN BRUSTLIN INC				\$956,774.50		\$1,005,902.00	\$1,005,902.00	\$760,545.01	\$245,356.99
	08/21/17	thru	09/30/21	2017046						
	VANASSE HANGEN BRUSTLIN INC				\$300,000.00		\$297,338.17	\$297,338.17	\$272,727.85	\$24,610.32
	02/18/19	thru	02/28/22	2019015						
	VERIZON FLORIDA INC				\$1,350,000.00		\$800,000.00	\$800,000.00	\$364,261.27	\$435,738.73
	08/25/20	thru	12/29/23	2020054						
	WADE-TRIM INC				\$3,877,621.00		\$3,877,621.00	\$3,877,621.00	\$18,006.84	\$3,859,614.16
	08/16/21	thru	02/28/29	2021024						
	WADE-TRIM INC				\$2,000,001.00		\$0.00	\$0.00	\$0.00	\$0.00
	09/20/21	thru	09/01/26	2021031						
	WANTMAN GROUP, INC				\$400,000.00		\$16,480.00	\$16,480.00	\$16,480.00	\$0.00
	10/01/19	thru	09/30/24	2020005						
	WATER & AIR RESEARCH, INC.				\$569,738.00		\$506,787.82	\$506,787.82	\$361,662.49	\$145,125.33
	09/17/18	thru	09/30/23	2018049						
	WATER & AIR RESEARCH, INC.				\$300,000.00		\$289,814.58	\$289,814.58	\$249,500.28	\$40,314.30
	02/18/19	thru	02/18/22	2019019						
	WATER & AIR RESEARCH, INC.				\$300,000.00		\$329,760.25	\$329,760.25	\$227,732.25	\$102,028.00
	04/19/19	thru		2019025						
	WATERMARK ENGINEERING GROUP, INC.				\$2,000,001.00		\$0.00	\$0.00	\$0.00	\$0.00
	09/20/21	thru	09/01/26	2021036						
	WHARTON-SMITH INC				\$1,858,902.65		\$1,726,000.00	\$1,726,000.00	\$1,721,057.33	\$4,942.67
	08/17/20	thru	12/31/22	2020050						
	WILDLANDS CONSERVATION, INC.				\$300,000.00		\$278,519.08	\$278,519.08	\$228,376.26	\$50,142.82
	04/29/19	thru		2019026						
	WISE CONSULTING GROUP				\$447,828.00		\$565,444.00	\$565,444.00	\$333,713.00	\$231,731.00
	08/21/17	thru	09/30/21	2017047						
	WISE CONSULTING GROUP				\$550,000.00		\$316,350.00	\$316,350.00	\$280,185.00	\$36,165.00
	08/21/17	thru	10/21/20	2017048						

Contract Summary

Monthly Status Report of Vendors

January 1, 2022 thru January 31, 2022

Vendor Name and Contract Dates					Contract Amount Authorized	Current Period PO Amount Issued	Previous PO Amount Issued	Total PO Issued To Date	Total Expended To Date	Outstanding PO Balance
	WISE CONSULTING GROUP				\$450,960.00		\$91,168.00	\$91,168.00	\$0.00	\$91,168.00
	08/16/21	thru	09/30/26	2022004						
	WOOD ENVIRONMENT & INFRASTRUCTURE				\$300,000.00		\$153,132.00	\$153,132.00	\$147,830.41	\$5,301.59
	02/18/19	thru	02/28/22	2019020						
	WOOD ENVIRONMENT & INFRASTRUCTURE				\$400,000.00		\$23,193.63	\$23,193.63	\$23,193.63	\$0.00
	10/01/19	thru	09/30/24	2020004						
	WSP USA INC				\$653,999.00		\$282,453.00	\$282,453.00	\$127,822.50	\$154,630.50
	12/14/20	thru	04/17/22	2017043V						
	WSP USA INC				\$928,376.00		\$928,375.00	\$928,375.00	\$456,416.44	\$471,958.56
	12/14/20	thru	02/28/22	2021010						
	WSP USA INC				\$450,000.00		\$26,830.00	\$26,830.00	\$5,400.00	\$21,430.00
	09/20/21	thru	09/30/24	2022005						

DATE: March 2, 2022

TO: Board of Directors

THRU: Charles H. Carden, General Manager

FROM: Christina Sackett, Chief Financial Officer

SUBJECT: Potential True Up of Fixed Costs between Member Governments for January 2022 -
Receive Report

SUMMARY

The attached report is the true up of fixed costs between Member Governments as of January 31, 2022.

SUGGESTED ACTION

Receive and File.

COST/FUNDING SOURCE

N/A

DISCUSSION

To assist our Members in their planning and budgeting, we present a monthly schedule that shows the projected true-up adjustment due each September based on the water production to date for the current fiscal year. This is done to ensure that each member is aware of the up-coming true-up billing and that the member government will have time to take appropriate planning measures for the September 2022 year end.

Each member is billed for fixed charges through the year based upon their respective pro-rata share of

the prior year's production.

BACKGROUND

As required by the Master Water Supply Contract, each member's actual contributions are adjusted at year-end to the current year's budgeted fixed costs, based upon their pro-rata portion of current year production. This adjustment is called the true-up. This true-up adjustment results in potential amounts due to/from each member with no net revenue impact to the agency. It is calculated at the conclusion of each fiscal year, resulting in a potential invoice or credit to each member in October of each year.

Attachment (1)

[Potential True Up as of 1-31-22](#)

POTENTIAL TRUE UP FOR FY 2022 AS OF 1/31/2022

Monthly Demand								
MONTH-YEAR	ST PETE	PINELLAS	TAMPA (Morris Br)	HILLSBOROUGH	PASCO	NEW PORT RICHEY	TOTALS	
Oct-21	835.40	1,578.59	-	2,374.24	1,084.42	93.25	5,965.90	
Nov-21	782.79	1,413.32	-	2,123.28	950.72	84.68	5,354.79	
Dec-21	836.80	1,499.58	-	2,259.17	1,016.29	88.02	5,699.86	
Jan-22	824.68	1,484.25	-	2,214.27	971.64	87.01	5,581.85	
Feb-22							-	
Mar-22							-	
Apr-22							-	
May-22							-	
Jun-22							-	
Jul-22							-	
Aug-22							-	
Sep-22							-	
FY 21 FYE	9,781.96	18,034.74	12.97	26,087.41	12,364.79	1,164.84	67,446.71	184.79 MGD
FY 22 YTD	3,279.67	5,975.74	-	8,970.96	4,023.07	352.96	22,602.40	183.76 MGD
+ / -	(6,502.29)	(12,059.00)	(12.97)	(17,116.45)	(8,341.72)	(811.88)	(44,844.31)	(1.03) MGD

FY22 YTD MGD	26.66	48.58	-	72.93	32.71	2.87	183.76
% of YTD	14.51%	26.44%	0.00%	39.69%	17.80%	1.56%	100.00%
FY 21 MGD	26.80	49.41	0.04	71.47	33.88	3.19	184.79
% of FY 21	14.50%	26.74%	0.02%	38.68%	18.33%	1.73%	100.00%
Fixed billed FY22	\$ 21,834,426.13	\$ 40,255,551.88	\$ 28,950.49	\$ 58,230,009.79	\$ 27,599,590.87	\$ 2,600,052.85	\$ 150,548,582.00
Actual fixed based on % of ytd	\$ 21,845,010.62	\$ 39,802,816.67	\$ -	\$ 59,753,181.40	\$ 26,796,600.53	\$ 2,350,972.80	\$ 150,548,582.00
Potential True-up	\$ 10,584.49	\$ (452,735.21)	\$ (28,950.49)	\$ 1,523,171.61	\$ (802,990.34)	(249,080.05)	(0.00)

DATE: March 2, 2022

TO: Board of Directors

THRU: Charles H. Carden, General Manager

FROM: Christina Sackett, Chief Financial Officer

SUBJECT: Management Statistic Report with Aged Accounts Receivable as of January 31, 2022 -
Receive Report

SUMMARY

The Management Statistic Report with Aged Accounts Receivable for January 2022 is attached for the Board's information.

SUGGESTED ACTION

Receive and File.

COST/FUNDING SOURCE

N/A

DISCUSSION

The Management Statistics report provides a summary of Aged Receivables, Operations and Maintenance (O&M) labor as a percentage of controllable O&M costs and Inventory Turnover fiscal year to date through January 31, 2022.

Attachment (1)

[MgmtStats_Jan_2022](#)

Management Statistics with Aged Accounts Receivable Based on Information Available Month Ending 1/31/2022

1. Aged Accounts Receivable as of January 31, 2022

Acct. Receivable Balance 1/31/22	Current	Past Due Over 30 Days
\$ 14,170,045.94	\$ 14,170,045.94	-

2. O&M Labor as a percentage of Controllable O&M costs through January 31, 2022 = 62.6%

3. Inventory Turnover Fiscal Year to Date = 6.5%

Inventory at 10/1/2021	\$ 931,648.79
Inventory at 1/31/2022	940,127.27
Average	935,888.03
Cost of Inventory Used	60,936.32
Inventory Turnover Year to Date	6.5%

4. Uniform Rate / 1,000 gallons FY 2022 = \$ 2.5634

DATE: February 28, 2022

TO: Board of Directors

THRU: Charles H. Carden, General Manager

FROM: Christina Sackett, Chief Financial Officer

SUBJECT: Investment Schedule for January 2022 - *Receive Report*

SUMMARY

The attached investment statement and report provides details of Tampa Bay Water's investments as of January 2022.

SUGGESTED ACTION

Receive and File.

COST/FUNDING SOURCE

N/A

DISCUSSION

The attached Chandler Asset Management Consolidated Statement and Bond Market Review provide a monthly summary of the agency's asset allocations and the drivers of the economy that may affect investment performance.

Chandler Asset Management, the Board's contracted investment advisor, manages a portion of the agency's funds to earn a higher return, without sacrificing or risking principal.

As of January 31, 2022, the funds currently managed by Chandler Asset Management had a Market

Value of \$164,794,153 and are detailed in the attached statement. All the investments are held in a third-party trust account with Regions Bank as custodian.

As of January 31, 2022, the Agency had \$98,804,863 held in deposit accounts or certificates of deposits with multiple banking institutions, with interest rates ranging from .05% to .17%. In addition, these banking institutions participate in the State of Florida Public Funds pool and are designated Public Funds. Under this program, each participating bank is required to post collateral with the State at a percentage of the amount of Public Funds held by that bank. The percentage of collateral required is determined by the State and may vary by institution. Of the funds held by Tampa Bay Water, 66% are restricted as to purpose. An additional \$30.8 million in the Utility Reserve Fund is not restricted as to purpose but must be maintained at levels sufficient to ensure compliance with debt coverage requirements.

BACKGROUND

Resolution 2017-002 approves the Agency's Investment Policy.

US Government Securities - Treasuries (100%) - Collective term used to describe debt instruments backed by the US Government and issued through the US Department of Treasury.

US Government Agency (50%) – A debt instrument issued by one of the Federal Agencies.

Federal Instrumentalities (80%) - A government sponsored/owned entity created by US Congress.

Mortgage-Backed Securities (20%) – An ownership interest in a pool of mortgage loans made by financial institutions to finance the borrower's purchase of a home or other real estate.

Repurchase Agreements (50%) - A short-term investment vehicle where an investor agrees to buy securities from a counterparty and simultaneously agrees to resell the securities back to the counterparty at an agreed upon time for an agreed upon price.

Commercial Paper (25%) – Short term unsecured promissory note issued by a company or financial institution. Issued at a discount and matures for par or face value.

Corporate Note (25%) – A debt instrument issued by a corporation with a maturity of greater than one year and less than ten years.

Bankers' Acceptances (25%) – A draft or bill of exchange drawn upon and accepted by a bank.

Municipal Note/Bond (20%) – A debt instrument issued by a state, local government or public agency.

Supranationals (15%) – A debt instrument issued by the International Bank for Reconstruction and Development, International Finance Corporation or Inter-American Development Bank.

Money Market Mutual Funds (50%) – Market in which short-term debt instruments are issued/traded.

Intergovernmental Investment Pool (25%) – An investment by local governments in which their money is pooled as a method for managing local funds.

Attachments (2)

[Investment Schedule for January 2022 \(1 of 2\)](#)

[Investment Schedule for January 2022 \(2 of 2\)](#)



Tampa Bay Water Consolidated - Account #10504

MONTHLY ACCOUNT STATEMENT

JANUARY 1, 2022 THROUGH JANUARY 31, 2022

Chandler Team:

For questions about your account, please call (800) 317-4747,
or contact **operations@chandlerasset.com**

CHANDLER ASSET MANAGEMENT
chandlerasset.com

Information contained herein is confidential. We urge you to compare this statement to the one you receive from your qualified custodian. Please see Important Disclosures.



PORTFOLIO CHARACTERISTICS

Average Modified Duration	1.69
Average Coupon	1.29%
Average Purchase YTM	0.85%
Average Market YTM	1.05%
Average S&P/Moody Rating	AA/Aa1
Average Final Maturity	1.74 yrs
Average Life	1.73 yrs

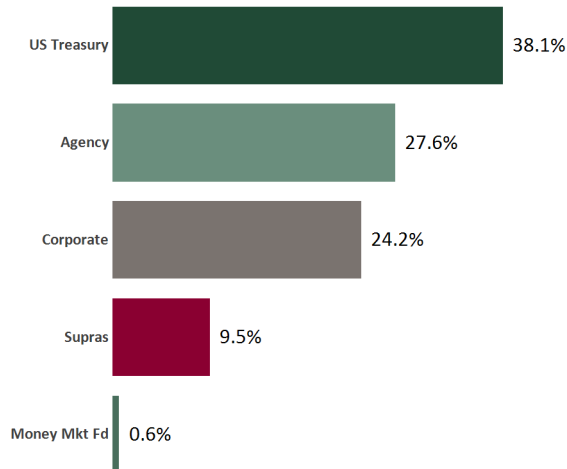
ACCOUNT SUMMARY

	Beg. Values as of 12/31/21	End Values as of 1/31/22
Market Value	165,214,645	164,257,617
Accrued Interest	560,733	536,536
Total Market Value	165,775,377	164,794,153
Income Earned	116,588	116,046
Cont/WD		
Par	164,211,607	164,494,970
Book Value	165,498,134	165,630,814
Cost Value	166,141,009	166,226,405

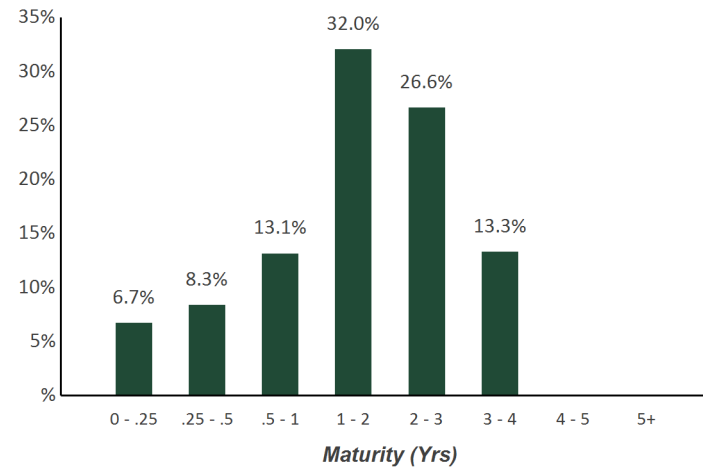
TOP ISSUERS

Government of United States	38.1%
Federal National Mortgage Assoc	9.3%
Federal Home Loan Bank	7.6%
Federal Home Loan Mortgage Corp	7.5%
Inter-American Dev Bank	3.9%
Intl Bank Recon and Development	3.7%
Federal Farm Credit Bank	3.2%
Bank of America Corp	2.3%
Total	75.6%

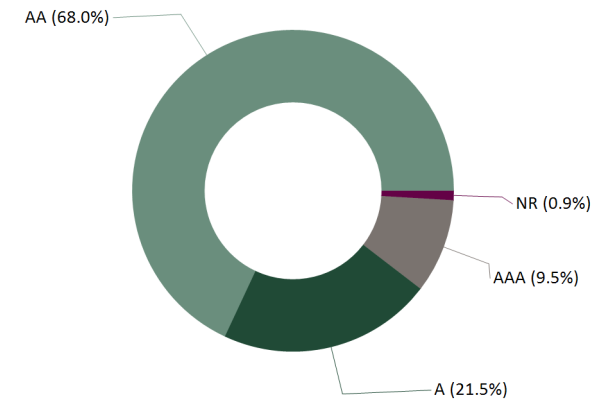
SECTOR ALLOCATION



MATURITY DISTRIBUTION



CREDIT QUALITY (S&P)



Holdings Report

As of January 31, 2022



CUSIP	Security Description	Par Value/Units	Purchase Date Book Yield	Cost Value Book Value	Mkt Price Mkt YTM	Market Value Accrued Int.	% of Port. Gain/Loss	Moody/S&P Fitch	Maturity Duration
AGENCY									
313378WG2	FHLB Note 2.5% Due 3/11/2022	300,000.00	03/28/2019 2.26%	302,073.00 300,073.28	100.25 0.23%	300,756.00 2,916.67	0.18% 682.72	Aaa / AA+ NR	0.11 0.11
313378WG2	FHLB Note 2.5% Due 3/11/2022	1,750,000.00	04/15/2019 2.41%	1,754,340.00 1,750,155.58	100.25 0.23%	1,754,410.00 17,013.89	1.07% 4,254.42	Aaa / AA+ NR	0.11 0.11
313378CR0	FHLB Note 2.25% Due 3/11/2022	500,000.00	04/09/2020 0.36%	518,005.00 500,981.62	100.24 0.08%	501,207.50 4,375.00	0.31% 225.88	Aaa / AA+ NR	0.11 0.11
3133ELWD2	FFCB Note 0.375% Due 4/8/2022	370,000.00	04/03/2020 0.45%	369,452.40 369,950.49	100.03 0.19%	370,126.91 435.52	0.22% 176.42	Aaa / AA+ AAA	0.18 0.19
3133ELWD2	FFCB Note 0.375% Due 4/8/2022	1,500,000.00	04/09/2020 0.36%	1,500,400.50 1,500,036.46	100.03 0.19%	1,500,514.50 1,765.63	0.91% 478.04	Aaa / AA+ AAA	0.18 0.19
3133ELWD2	FFCB Note 0.375% Due 4/8/2022	500,000.00	04/09/2020 0.36%	500,133.50 500,012.15	100.03 0.19%	500,171.50 588.54	0.30% 159.35	Aaa / AA+ AAA	0.18 0.19
3134GVJ66	FHLMC Note 0.25% Due 6/8/2022	500,000.00	06/04/2020 0.28%	499,700.00 499,947.81	99.95 0.40%	499,727.50 184.03	0.30% (220.31)	Aaa / NR AAA	0.35 0.35
313379Q69	FHLB Note 2.125% Due 6/10/2022	350,000.00	10/01/2018 2.93%	340,193.00 349,060.80	100.61 0.42%	352,129.40 1,053.65	0.21% 3,068.60	Aaa / AA+ AAA	0.36 0.36
313379Q69	FHLB Note 2.125% Due 6/10/2022	3,215,000.00	10/01/2018 2.93%	3,124,915.70 3,206,372.77	100.61 0.42%	3,234,560.06 9,678.49	1.97% 28,187.29	Aaa / AA+ AAA	0.36 0.36
313379Q69	FHLB Note 2.125% Due 6/10/2022	500,000.00	07/17/2020 0.22%	517,945.00 503,354.93	100.61 0.42%	503,042.00 1,505.21	0.31% (312.93)	Aaa / AA+ AAA	0.36 0.36
3137EAET2	FHLMC Note 0.125% Due 7/25/2022	850,000.00	07/21/2020 0.24%	848,079.00 849,543.37	99.83 0.48%	848,565.20 17.71	0.51% (978.17)	Aaa / AA+ AAA	0.48 0.48
3137EAET2	FHLMC Note 0.125% Due 7/25/2022	320,000.00	07/21/2020 0.24%	319,276.80 319,828.09	99.83 0.48%	319,459.84 6.67	0.19% (368.25)	Aaa / AA+ AAA	0.48 0.48
3130AJY52	FHLB Note 0.125% Due 8/12/2022	500,000.00	08/13/2020 0.22%	499,090.00 499,760.00	99.74 0.62%	498,691.00 293.40	0.30% (1,069.00)	Aaa / AA+ AAA	0.53 0.53
3135G0W33	FNMA Note 1.375% Due 9/6/2022	450,000.00	09/11/2019 1.66%	446,265.00 449,256.43	100.48 0.57%	452,152.80 2,492.19	0.28% 2,896.37	Aaa / AA+ AAA	0.60 0.59
3135G0W33	FNMA Note 1.375% Due 9/6/2022	1,500,000.00	09/11/2019 1.66%	1,487,550.00 1,497,521.42	100.48 0.57%	1,507,176.00 8,307.29	0.92% 9,654.58	Aaa / AA+ AAA	0.60 0.59
3130A3KM5	FHLB Note 2.5% Due 12/9/2022	250,000.00	10/29/2020 0.20%	262,107.50 254,890.17	101.32 0.94%	253,303.75 902.78	0.15% (1,586.42)	Aaa / AA+ NR	0.85 0.85



CUSIP	Security Description	Par Value/Units	Purchase Date Book Yield	Cost Value Book Value	Mkt Price Mkt YTM	Market Value Accrued Int.	% of Port. Gain/Loss	Moody/S&P Fitch	Maturity Duration
AGENCY									
3135G0T94	FNMA Note 2.375% Due 1/19/2023	350,000.00	07/18/2019 1.87%	355,915.00 351,626.63	101.51 0.81%	355,279.40 277.08	0.22% 3,652.77	Aaa / AA+ AAA	0.97 0.96
3133ELNWO	FFCB Note 1.45% Due 2/21/2023	600,000.00	02/19/2020 1.45%	599,929.80 599,975.34	100.83 0.66%	604,986.00 3,866.67	0.37% 5,010.66	Aaa / AA+ AAA	1.06 1.04
3133ELNWO	FFCB Note 1.45% Due 2/21/2023	1,500,000.00	02/19/2020 1.45%	1,499,824.50 1,499,938.35	100.83 0.66%	1,512,465.00 9,666.67	0.92% 12,526.65	Aaa / AA+ AAA	1.06 1.04
3130ALRG1	FHLB Note 0.125% Due 3/17/2023	380,000.00	03/17/2021 0.18%	379,582.00 379,765.48	99.23 0.82%	377,055.00 176.81	0.23% (2,710.48)	Aaa / AA+ AAA	1.12 1.12
3137EAEQ8	FHLMC Note 0.375% Due 4/20/2023	1,225,000.00	04/17/2020 0.46%	1,221,937.50 1,223,761.02	99.36 0.90%	1,217,147.75 1,288.80	0.74% (6,613.27)	Aaa / AA+ AAA	1.22 1.21
3137EAEQ8	FHLMC Note 0.375% Due 4/20/2023	460,000.00	04/17/2020 0.46%	458,850.00 459,534.75	99.36 0.90%	457,051.40 483.96	0.28% (2,483.35)	Aaa / AA+ AAA	1.22 1.21
3137EAER6	FHLMC Note 0.375% Due 5/5/2023	575,000.00	05/05/2020 0.39%	574,758.50 574,898.80	99.34 0.90%	571,223.98 515.10	0.35% (3,674.82)	Aaa / AA+ AAA	1.26 1.25
3137EAER6	FHLMC Note 0.375% Due 5/5/2023	1,535,000.00	05/05/2020 0.39%	1,534,355.30 1,534,729.85	99.34 0.90%	1,524,919.66 1,375.10	0.93% (9,810.19)	Aaa / AA+ AAA	1.26 1.25
3135G04Q3	FNMA Note 0.25% Due 5/22/2023	1,645,000.00	05/20/2020 0.35%	1,640,048.55 1,642,852.11	99.15 0.91%	1,630,938.54 788.23	0.99% (11,913.57)	Aaa / AA+ AAA	1.30 1.30
3135G04Q3	FNMA Note 0.25% Due 5/22/2023	460,000.00	05/20/2020 0.35%	458,615.40 459,399.37	99.15 0.91%	456,067.92 220.42	0.28% (3,331.45)	Aaa / AA+ AAA	1.30 1.30
3135G05G4	FNMA Note 0.25% Due 7/10/2023	535,000.00	07/08/2020 0.32%	533,849.75 534,449.56	98.93 1.00%	529,257.85 78.02	0.32% (5,191.71)	Aaa / AA+ AAA	1.44 1.43
3135G05G4	FNMA Note 0.25% Due 7/10/2023	1,435,000.00	07/08/2020 0.32%	1,431,914.75 1,433,523.59	98.93 1.00%	1,419,598.15 209.27	0.86% (13,925.44)	Aaa / AA+ AAA	1.44 1.43
3137EAEV7	FHLMC Note 0.25% Due 8/24/2023	1,515,000.00	08/19/2020 0.28%	1,513,454.70 1,514,199.20	98.73 1.07%	1,495,706.48 1,651.77	0.91% (18,492.72)	Aaa / AA+ AAA	1.56 1.55
3137EAEV7	FHLMC Note 0.25% Due 8/24/2023	565,000.00	08/19/2020 0.28%	564,423.70 564,701.35	98.73 1.07%	557,804.73 616.01	0.34% (6,896.62)	Aaa / AA+ AAA	1.56 1.55
3137EAEW5	FHLMC Note 0.25% Due 9/8/2023	385,000.00	09/02/2020 0.26%	384,872.95 384,932.49	98.74 1.04%	380,160.94 382.33	0.23% (4,771.55)	Aaa / AA+ AAA	1.60 1.59
3137EAEW5	FHLMC Note 0.25% Due 9/8/2023	1,030,000.00	09/02/2020 0.26%	1,029,660.10 1,029,819.38	98.74 1.04%	1,017,053.93 1,022.85	0.62% (12,765.45)	Aaa / AA+ AAA	1.60 1.59



CUSIP	Security Description	Par Value/Units	Purchase Date Book Yield	Cost Value Book Value	Mkt Price Mkt YTM	Market Value Accrued Int.	% of Port. Gain/Loss	Moody/S&P Fitch	Maturity Duration
AGENCY									
3135G0U43	FNMA Note 2.875% Due 9/12/2023	1,250,000.00	07/18/2019 1.88%	1,299,262.50 1,269,107.09	102.88 1.07%	1,286,006.25 13,875.87	0.79% 16,899.16	Aaa / AA+ AAA	1.61 1.56
3135G0U43	FNMA Note 2.875% Due 9/12/2023	350,000.00	07/18/2019 1.88%	363,793.50 355,349.99	102.88 1.07%	360,081.75 3,885.24	0.22% 4,731.76	Aaa / AA+ AAA	1.61 1.56
3137EAFA2	FHLMC Note 0.25% Due 12/4/2023	450,000.00	12/02/2020 0.28%	449,554.50 449,727.00	98.36 1.15%	442,628.10 178.13	0.27% (7,098.90)	Aaa / AA+ AAA	1.84 1.83
3137EAFA2	FHLMC Note 0.25% Due 12/4/2023	1,200,000.00	12/02/2020 0.28%	1,198,812.00 1,199,272.01	98.36 1.15%	1,180,341.60 475.00	0.72% (18,930.41)	Aaa / AA+ AAA	1.84 1.83
3130A0F70	FHLB Note 3.375% Due 12/8/2023	1,200,000.00	12/28/2018 2.73%	1,235,316.00 1,213,221.46	104.11 1.13%	1,249,275.60 5,962.50	0.76% 36,054.14	Aaa / AA+ AAA	1.85 1.79
3130A0F70	FHLB Note 3.375% Due 12/8/2023	600,000.00	12/28/2018 2.73%	617,658.00 606,610.73	104.11 1.13%	624,637.80 2,981.25	0.38% 18,027.07	Aaa / AA+ AAA	1.85 1.79
3130A1XJ2	FHLB Note 2.875% Due 6/14/2024	750,000.00	06/14/2019 1.97%	782,257.50 765,279.87	103.66 1.30%	777,452.25 2,815.10	0.47% 12,172.38	Aaa / AA+ NR	2.37 2.29
3130A1XJ2	FHLB Note 2.875% Due 6/14/2024	1,200,000.00	06/14/2019 1.97%	1,251,612.00 1,224,447.79	103.66 1.30%	1,243,923.60 4,504.17	0.76% 19,475.81	Aaa / AA+ NR	2.37 2.29
3135G0W66	FNMA Note 1.625% Due 10/15/2024	1,220,000.00	10/17/2019 1.66%	1,217,913.80 1,218,871.12	100.72 1.35%	1,228,768.14 5,837.36	0.75% 9,897.02	Aaa / AA+ AAA	2.71 2.63
3135G0W66	FNMA Note 1.625% Due 10/15/2024	390,000.00	10/17/2019 1.66%	389,333.10 389,639.13	100.72 1.35%	392,802.93 1,866.04	0.24% 3,163.80	Aaa / AA+ AAA	2.71 2.63
3133ENEJ5	FFCB Note 0.875% Due 11/18/2024	850,000.00	11/16/2021 0.92%	848,920.50 848,994.37	98.56 1.40%	837,736.20 1,508.16	0.51% (11,258.17)	Aaa / AA+ AAA	2.80 2.75
3130A3GE8	FHLB Note 2.75% Due 12/13/2024	750,000.00	12/21/2021 0.95%	789,427.50 787,940.35	103.86 1.37%	778,939.50 2,750.00	0.47% (9,000.85)	Aaa / AA+ NR	2.87 2.75
3135G04Z3	FNMA Note 0.5% Due 6/17/2025	655,000.00	06/17/2020 0.54%	653,644.15 654,084.21	96.96 1.43%	635,076.87 400.28	0.39% (19,007.34)	Aaa / AA+ AAA	3.38 3.33
3135G04Z3	FNMA Note 0.5% Due 6/17/2025	1,750,000.00	06/17/2020 0.54%	1,746,377.50 1,747,553.22	96.96 1.43%	1,696,770.25 1,069.44	1.03% (50,782.97)	Aaa / AA+ AAA	3.38 3.33
3135G05X7	FNMA Note 0.375% Due 8/25/2025	1,050,000.00	08/25/2020 0.47%	1,045,086.00 1,046,495.00	96.08 1.51%	1,008,835.80 1,706.25	0.61% (37,659.20)	Aaa / AA+ AAA	3.57 3.51
3135G05X7	FNMA Note 0.375% Due 8/25/2025	395,000.00	08/25/2020 0.47%	393,151.40 393,681.45	96.08 1.51%	379,514.42 641.88	0.23% (14,167.03)	Aaa / AA+ AAA	3.57 3.51



CUSIP	Security Description	Par Value/Units	Purchase Date Book Yield	Cost Value Book Value	Mkt Price Mkt YTM	Market Value Accrued Int.	% of Port. Gain/Loss	Moody/S&P Fitch	Maturity Duration
AGENCY									
3137EAEX3	FHLMC Note 0.375% Due 9/23/2025	505,000.00	09/23/2020 0.44%	503,479.95 503,891.63	95.96 1.52%	484,590.43 673.33	0.29% (19,301.20)	Aaa / AA+ AAA	3.65 3.59
3137EAEX3	FHLMC Note 0.375% Due 9/23/2025	1,350,000.00	09/23/2020 0.44%	1,345,936.50 1,347,037.03	95.96 1.52%	1,295,439.75 1,800.00	0.79% (51,597.28)	Aaa / AA+ AAA	3.65 3.59
3135G06G3	FNMA Note 0.5% Due 11/7/2025	1,455,000.00	11/09/2020 0.57%	1,449,791.10 1,451,066.87	96.29 1.52%	1,400,962.76 1,697.50	0.85% (50,104.11)	Aaa / AA+ AAA	3.77 3.70
3135G06G3	FNMA Note 0.5% Due 11/7/2025	545,000.00	11/09/2020 0.57%	543,048.90 543,526.76	96.29 1.52%	524,759.25 635.83	0.32% (18,767.51)	Aaa / AA+ AAA	3.77 3.70
Total Agency		45,465,000.00	1.07%	45,595,895.30 45,554,649.72	0.92%	45,331,253.94 129,419.09	27.59% (223,395.78)	Aaa / AA+ AAA	1.60 1.58
CORPORATE									
69371RP75	Paccar Financial Corp Note 2.85% Due 3/1/2022	250,000.00	06/23/2020 0.49%	259,870.00 250,450.10	100.20 0.50%	250,488.00 2,968.75	0.15% 37.90	A1 / A+ NR	0.08 0.08
084664BT7	Berkshire Hathaway Note 3% Due 5/15/2022	350,000.00	05/12/2017 2.30%	361,480.00 350,648.27	100.67 0.68%	352,341.50 2,216.67	0.22% 1,693.23	Aa2 / AA A+	0.28 0.29
084664BT7	Berkshire Hathaway Note 3% Due 5/15/2022	1,000,000.00	05/12/2017 2.30%	1,032,800.00 1,001,852.19	100.67 0.68%	1,006,690.00 6,333.33	0.61% 4,837.81	Aa2 / AA A+	0.28 0.29
911312BC9	UPS Callable Note Cont 4/16/2022 2.35% Due 5/16/2022	1,000,000.00	10/01/2018 3.30%	967,750.00 997,461.01	100.40 0.44%	1,003,969.00 4,895.83	0.61% 6,507.99	A2 / A- NR	0.29 0.21
911312BC9	UPS Callable Note Cont 4/16/2022 2.35% Due 5/16/2022	350,000.00	10/01/2018 3.30%	338,712.50 349,111.36	100.40 0.44%	351,389.15 1,713.54	0.21% 2,277.79	A2 / A- NR	0.29 0.21
86787EAT4	Truist Bank Callable Note Cont 7/1/2022 2.45% Due 8/1/2022	1,000,000.00	05/18/2021 0.34%	1,025,211.50 1,010,418.45	100.76 0.62%	1,007,587.00 12,250.00	0.62% (2,831.45)	A2 / A A+	0.50 0.41
06406RAK3	Bank of NY Mellon Corp Note 1.95% Due 8/23/2022	1,000,000.00	05/18/2021 0.20%	1,021,980.00 1,009,699.87	100.69 0.71%	1,006,939.00 8,558.33	0.62% (2,760.87)	A1 / A AA-	0.56 0.55
06406RAK3	Bank of NY Mellon Corp Note 1.95% Due 8/23/2022	450,000.00	06/22/2021 0.22%	459,040.50 454,318.17	100.69 0.71%	453,122.55 3,851.25	0.28% (1,195.62)	A1 / A AA-	0.56 0.55
06406RAK3	Bank of NY Mellon Corp Note 1.95% Due 8/23/2022	1,250,000.00	06/22/2021 0.22%	1,275,112.50 1,261,994.91	100.69 0.71%	1,258,673.75 10,697.92	0.77% (3,321.16)	A1 / A AA-	0.56 0.55
06367WRC9	Bank of Montreal Note 2.05% Due 11/1/2022	1,000,000.00	05/18/2021 0.20%	1,026,711.20 1,013,758.79	100.98 0.74%	1,009,807.00 5,125.00	0.62% (3,951.79)	A2 / A- AA-	0.75 0.74



CUSIP	Security Description	Par Value/Units	Purchase Date Book Yield	Cost Value Book Value	Mkt Price Mkt YTM	Market Value Accrued Int.	% of Port. Gain/Loss	Moody/S&P Fitch	Maturity Duration
CORPORATE									
166764AB6	Chevron Corp Callable Note Cont 9/5/2022 2.355% Due 12/5/2022	350,000.00	07/09/2018 3.17%	338,408.00 347,786.85	100.99 0.68%	353,467.45 1,282.17	0.22% 5,680.60	Aa2 / AA- NR	0.84 0.59
24422EUA5	John Deere Capital Corp Note 2.7% Due 1/6/2023	350,000.00	08/16/2018 3.27%	341,918.50 348,287.73	101.71 0.85%	355,993.40 656.25	0.22% 7,705.67	A2 / A A	0.93 0.92
89236TEL5	Toyota Motor Credit Corp Note 2.7% Due 1/11/2023	350,000.00	08/16/2018 3.27%	341,838.00 348,250.64	101.60 0.99%	355,610.85 525.00	0.22% 7,360.21	A1 / A+ A+	0.95 0.93
808513AT2	Charles Schwab Corp Callable Note Cont 12/25/2022 2.65% Due 1/25/2023	350,000.00	06/18/2018 3.32%	340,081.00 347,886.31	101.55 0.92%	355,414.50 154.58	0.22% 7,528.19	A2 / A A	0.98 0.89
808513AT2	Charles Schwab Corp Callable Note Cont 12/25/2022 2.65% Due 1/25/2023	1,000,000.00	06/18/2018 3.32%	971,660.00 993,960.88	101.55 0.92%	1,015,470.00 441.67	0.62% 21,509.12	A2 / A A	0.98 0.89
437076AZ5	Home Depot Callable Note Cont 1/1/2023 2.7% Due 4/1/2023	1,000,000.00	04/17/2019 2.73%	999,060.00 999,723.22	101.63 0.91%	1,016,278.00 9,000.00	0.62% 16,554.78	A2 / A A	1.16 0.90
89114QCG1	Toronto Dominion Bank Note 0.75% Due 6/12/2023	1,000,000.00	06/07/2021 0.29%	1,009,290.00 1,006,286.28	99.33 1.25%	993,290.00 1,020.83	0.60% (12,996.28)	A1 / A AA-	1.36 1.35
14913R2D8	Caterpillar Financial Service Note 0.65% Due 7/7/2023	1,000,000.00	05/24/2021 0.27%	1,008,090.00 1,005,459.70	99.21 1.21%	992,095.00 433.33	0.60% (13,364.70)	A2 / A A	1.43 1.42
06053FAA7	Bank of America Corp Note 4.1% Due 7/24/2023	500,000.00	05/19/2021 0.33%	540,770.00 527,625.01	104.20 1.23%	520,984.50 398.61	0.32% (6,640.51)	A2 / A- AA-	1.48 1.44
89236THA6	Toyota Motor Credit Corp Note 1.35% Due 8/25/2023	655,000.00	05/19/2021 0.34%	669,829.20 665,233.23	100.17 1.24%	656,127.26 3,831.75	0.40% (9,105.97)	A1 / A+ A+	1.56 1.54
89236TFS9	Toyota Motor Credit Corp Note 3.35% Due 1/8/2024	1,000,000.00	05/20/2019 2.69%	1,028,610.00 1,011,937.74	103.56 1.48%	1,035,639.00 2,140.28	0.63% 23,701.26	A1 / A+ A+	1.94 1.87
24422EVN6	John Deere Capital Corp Note 0.45% Due 1/17/2024	705,000.00	03/01/2021 0.47%	704,499.45 704,658.82	98.28 1.34%	692,887.40 123.38	0.42% (11,771.42)	A2 / A A	1.96 1.94
24422EVN6	John Deere Capital Corp Note 0.45% Due 1/17/2024	1,000,000.00	05/24/2021 0.42%	1,000,870.00 1,000,643.94	98.28 1.34%	982,819.00 175.00	0.60% (17,824.94)	A2 / A A	1.96 1.94
78015K7L2	Royal Bank of Canada Note 0.425% Due 1/19/2024	450,000.00	06/22/2021 0.52%	448,911.00 449,168.46	97.96 1.48%	440,803.35 63.75	0.27% (8,365.11)	A1 / A AA-	1.97 1.95
78015K7L2	Royal Bank of Canada Note 0.425% Due 1/19/2024	1,250,000.00	06/22/2021 0.52%	1,246,975.00 1,247,690.18	97.96 1.48%	1,224,453.75 177.08	0.74% (23,236.43)	A1 / A AA-	1.97 1.95



CUSIP	Security Description	Par Value/Units	Purchase Date Book Yield	Cost Value Book Value	Mkt Price Mkt YTM	Market Value Accrued Int.	% of Port. Gain/Loss	Moody/S&P Fitch	Maturity Duration
CORPORATE									
46625HJT8	JP Morgan Chase Note 3.875% Due 2/1/2024	500,000.00	03/28/2019 2.89%	521,940.00 509,064.06	104.83 1.42%	524,164.00 9,687.50	0.32% 15,099.94	A2 / A- AA-	2.00 1.90
808513AY1	Charles Schwab Corp Callable Note Cont 1/1/2024 3.55% Due 2/1/2024	1,000,000.00	05/19/2021 0.52%	1,080,950.00 1,059,932.56	103.91 1.47%	1,039,132.00 17,750.00	0.64% (20,800.56)	A2 / A A	2.00 1.83
89114QCQ9	Toronto Dominion Bank Note 0.55% Due 3/4/2024	1,600,000.00	06/09/2021 0.42%	1,605,504.00 1,604,206.67	97.97 1.54%	1,567,571.20 3,593.33	0.95% (36,635.47)	A1 / A AA-	2.09 2.06
89114QCQ9	Toronto Dominion Bank Note 0.55% Due 3/4/2024	550,000.00	Various 0.49%	550,845.00 550,629.38	97.97 1.54%	538,852.60 1,235.21	0.33% (11,776.78)	A1 / A AA-	2.09 2.06
808513BN4	Charles Schwab Corp Callable Note Cont 2/18/2024 0.75% Due 3/18/2024	110,000.00	03/16/2021 0.77%	109,945.00 109,961.06	98.45 1.49%	108,289.72 304.79	0.07% (1,671.34)	A2 / A A	2.13 2.10
808513BN4	Charles Schwab Corp Callable Note Cont 2/18/2024 0.75% Due 3/18/2024	295,000.00	03/16/2021 0.77%	294,852.50 294,895.57	98.45 1.49%	290,413.34 817.40	0.18% (4,482.23)	A2 / A A	2.13 2.10
023135BW5	Amazon.com Inc Note 0.45% Due 5/12/2024	245,000.00	05/10/2021 0.50%	244,642.30 244,728.79	97.73 1.47%	239,434.34 241.94	0.15% (5,294.45)	A1 / AA AA-	2.28 2.25
023135BW5	Amazon.com Inc Note 0.45% Due 5/12/2024	655,000.00	05/10/2021 0.50%	654,043.70 654,274.92	97.73 1.47%	640,120.37 646.81	0.39% (14,154.55)	A1 / AA AA-	2.28 2.25
14913R2L0	Caterpillar Financial Service Note 0.45% Due 5/17/2024	1,040,000.00	05/10/2021 0.50%	1,038,606.40 1,038,937.00	97.63 1.50%	1,015,354.08 962.00	0.62% (23,582.92)	A2 / A A	2.29 2.27
14913R2L0	Caterpillar Financial Service Note 0.45% Due 5/17/2024	390,000.00	05/10/2021 0.50%	389,477.40 389,601.37	97.63 1.50%	380,757.78 360.75	0.23% (8,843.59)	A2 / A A	2.29 2.27
06051GJY6	Bank of America Corp Callable Note Cont 6/14/2023 0.523% Due 6/14/2024	525,000.00	06/07/2021 0.50%	525,035.20 525,027.75	98.67 1.07%	518,022.23 358.48	0.31% (7,005.52)	A2 / A- AA-	2.37 2.35
06051GJY6	Bank of America Corp Callable Note Cont 6/14/2023 0.523% Due 6/14/2024	195,000.00	06/07/2021 0.50%	195,012.80 195,010.09	98.67 1.07%	192,408.26 133.14	0.12% (2,601.83)	A2 / A- AA-	2.37 2.35
79466LAG9	Salesforce.com Inc Callable Note Cont 7/15/2022 0.625% Due 7/15/2024	60,000.00	06/29/2021 0.64%	59,969.40 59,975.08	97.92 1.49%	58,749.00 16.67	0.04% (1,226.08)	A2 / A+ NR	2.45 2.42
79466LAG9	Salesforce.com Inc Callable Note Cont 7/15/2022 0.625% Due 7/15/2024	105,000.00	06/29/2021 0.64%	104,946.45 104,956.39	97.92 1.49%	102,810.75 29.17	0.06% (2,145.64)	A2 / A+ NR	2.45 2.42



CUSIP	Security Description	Par Value/Units	Purchase Date Book Yield	Cost Value Book Value	Mkt Price Mkt YTM	Market Value Accrued Int.	% of Port. Gain/Loss	Moody/S&P Fitch	Maturity Duration
CORPORATE									
79466LAG9	Salesforce.com Inc Callable Note Cont 7/15/2022 0.625% Due 7/15/2024	615,000.00	Various 0.84%	611,540.85 611,771.82	97.92 1.49%	602,177.25 170.83	0.37% (9,594.57)	A2 / A+ NR	2.45 2.42
78016E2U4	Royal Bank of Canada Note 0.65% Due 7/29/2024	400,000.00	10/06/2021 0.77%	398,680.00 398,829.39	97.50 1.68%	390,006.80 14.44	0.24% (8,822.59)	A1 / A AA-	2.49 2.46
78016E2U4	Royal Bank of Canada Note 0.65% Due 7/29/2024	100,000.00	10/06/2021 0.77%	99,670.00 99,707.35	97.50 1.68%	97,501.70 3.61	0.06% (2,205.65)	A1 / A AA-	2.49 2.46
69371RR40	Paccar Financial Corp Note 0.5% Due 8/9/2024	400,000.00	08/03/2021 0.52%	399,784.00 399,818.69	97.21 1.63%	388,857.20 955.56	0.24% (10,961.49)	A1 / A+ NR	2.52 2.48
69371RR40	Paccar Financial Corp Note 0.5% Due 8/9/2024	450,000.00	Various 0.53%	449,556.00 449,616.66	97.21 1.63%	437,464.35 1,075.00	0.27% (12,152.31)	A1 / A+ NR	2.52 2.48
023135AZ9	Amazon.com Inc Callable Note Cont 6/22/2024 2.8% Due 8/22/2024	225,000.00	06/10/2021 0.57%	240,853.50 237,696.41	103.00 1.52%	231,749.78 2,782.50	0.14% (5,946.63)	A1 / AA AA-	2.56 2.29
023135AZ9	Amazon.com Inc Callable Note Cont 6/22/2024 2.8% Due 8/22/2024	950,000.00	06/10/2021 0.57%	1,016,937.00 1,003,607.06	103.00 1.52%	978,499.05 11,748.33	0.60% (25,108.01)	A1 / AA AA-	2.56 2.29
023135AZ9	Amazon.com Inc Callable Note Cont 6/22/2024 2.8% Due 8/22/2024	575,000.00	06/10/2021 0.57%	615,514.50 607,446.38	103.00 1.52%	592,249.43 7,110.83	0.36% (15,196.95)	A1 / AA AA-	2.56 2.29
89236TJT3	Toyota Motor Credit Corp Note 1.45% Due 1/13/2025	715,000.00	01/10/2022 1.50%	714,041.90 714,058.51	99.27 1.70%	709,791.23 518.38	0.43% (4,267.28)	A1 / A+ A+	2.95 2.87
89236TJT3	Toyota Motor Credit Corp Note 1.45% Due 1/13/2025	270,000.00	01/10/2022 1.50%	269,638.20 269,644.47	99.27 1.70%	268,033.05 195.75	0.16% (1,611.42)	A1 / A+ A+	2.95 2.87
89236TJT3	Toyota Motor Credit Corp Note 1.45% Due 1/13/2025	455,000.00	01/10/2022 1.50%	454,390.30 454,400.87	99.27 1.70%	451,685.33 329.88	0.27% (2,715.54)	A1 / A+ A+	2.95 2.87
78016EYM3	Royal Bank of Canada Note 1.6% Due 1/21/2025	1,000,000.00	01/12/2022 1.60%	1,000,000.00 1,000,000.00	99.31 1.84%	993,060.00 444.44	0.60% (6,940.00)	A1 / A AA-	2.98 2.89
46625HKC3	JP Morgan Chase Callable Note Cont 10/23/2024 3.125% Due 1/23/2025	375,000.00	02/22/2021 0.92%	406,747.50 399,149.43	103.56 1.78%	388,357.50 260.42	0.24% (10,791.93)	A2 / A- AA-	2.98 2.61
46625HKC3	JP Morgan Chase Callable Note Cont 10/23/2024 3.125% Due 1/23/2025	500,000.00	02/22/2021 0.92%	542,330.00 532,199.24	103.56 1.78%	517,810.00 347.22	0.31% (14,389.24)	A2 / A- AA-	2.98 2.61



CUSIP	Security Description	Par Value/Units	Purchase Date Book Yield	Cost Value Book Value	Mkt Price Mkt YTM	Market Value Accrued Int.	% of Port. Gain/Loss	Moody/S&P Fitch	Maturity Duration
CORPORATE									
00440EAS6	Chubb INA Holdings Inc Note 3.15% Due 3/15/2025	360,000.00	03/25/2021 1.06%	389,037.60 382,836.76	104.24 1.75%	375,247.44 4,284.00	0.23% (7,589.32)	A3 / A A	3.12 2.94
00440EAS6	Chubb INA Holdings Inc Note 3.15% Due 3/15/2025	1,000,000.00	03/25/2021 1.06%	1,080,660.00 1,063,435.44	104.24 1.75%	1,042,354.00 11,900.00	0.64% (21,081.44)	A3 / A A	3.12 2.94
06051GHR3	Bank of America Corp Callable Note 1X 3/15/2024 3.458% Due 3/15/2025	1,500,000.00	Various 0.87%	1,620,105.00 1,594,208.77	103.18 1.73%	1,547,722.50 19,595.34	0.95% (46,486.27)	A2 / A- AA-	3.12 2.93
06051GHR3	Bank of America Corp Callable Note 1X 3/15/2024 3.458% Due 3/15/2025	550,000.00	Various 0.87%	593,740.50 584,435.26	103.18 1.73%	567,498.25 7,184.95	0.35% (16,937.01)	A2 / A- AA-	3.12 2.93
06051GJR1	Bank of America Corp Callable Note Cont 4/22/2024 0.976% Due 4/22/2025	500,000.00	01/20/2022 1.37%	492,645.00 492,694.70	98.03 1.53%	490,165.50 1,342.00	0.30% (2,529.20)	A2 / A- AA-	3.22 3.15
06367WB85	Bank of Montreal Note 1.85% Due 5/1/2025	800,000.00	07/26/2021 0.84%	829,736.00 825,664.36	99.90 1.88%	799,215.20 3,700.00	0.49% (26,449.16)	A2 / A- AA-	3.25 3.13
06367WB85	Bank of Montreal Note 1.85% Due 5/1/2025	450,000.00	Various 0.87%	466,155.00 464,102.79	99.90 1.88%	449,558.55 2,081.25	0.27% (14,544.24)	A2 / A- AA-	3.25 3.13
46647PCK0	JP Morgan Chase & Co Callable Note Cont 6/23/2024 0.969% Due 6/23/2025	400,000.00	07/16/2021 0.85%	400,576.00 400,497.27	97.65 1.59%	390,615.60 409.13	0.24% (9,881.67)	A2 / A- AA-	3.39 3.32
46647PCK0	JP Morgan Chase & Co Callable Note Cont 6/23/2024 0.969% Due 6/23/2025	150,000.00	07/16/2021 0.85%	150,216.00 150,186.48	97.65 1.59%	146,480.85 153.43	0.09% (3,705.63)	A2 / A- AA-	3.39 3.32
46647PCK0	JP Morgan Chase & Co Callable Note Cont 6/23/2024 0.969% Due 6/23/2025	1,000,000.00	01/24/2022 1.41%	982,210.00 982,295.80	97.65 1.59%	976,539.00 1,022.83	0.59% (5,756.80)	A2 / A- AA-	3.39 3.32
Total Corporate		39,620,000.00	1.09%	40,360,013.35 40,163,816.71	1.31%	39,741,059.64 192,801.61	24.23% (422,757.07)	A1 / A A+	1.94 1.85
MONEY MARKET FUND									
192826303	Fidelity Institutional Govt Portfolio	77,826.63	Various 0.01%	77,826.63 77,826.63	1.00 0.01%	77,826.63 0.00	0.05% 0.00	Aaa / AAA NR	0.00 0.00
192826303	Fidelity Institutional Govt Portfolio	606,036.63	Various 0.01%	606,036.63 606,036.63	1.00 0.01%	606,036.63 0.00	0.37% 0.00	Aaa / AAA NR	0.00 0.00



CUSIP	Security Description	Par Value/Units	Purchase Date Book Yield	Cost Value Book Value	Mkt Price Mkt YTM	Market Value Accrued Int.	% of Port. Gain/Loss	Moody/S&P Fitch	Maturity Duration
MONEY MARKET FUND									
192826303	Fidelity Institutional Govt Portfolio	376,106.42	Various 0.01%	376,106.42 376,106.42	1.00 0.01%	376,106.42 0.00	0.23% 0.00	Aaa / AAA NR	0.00 0.00
Total Money Market Fund		1,059,969.68	0.01%	1,059,969.68 1,059,969.68	0.01%	1,059,969.68 0.00	0.64% 0.00	Aaa / AAA NR	0.00 0.00
SUPRANATIONAL									
459058JV6	Intl. Bank Recon & Development Note 0.125% Due 4/20/2023	1,000,000.00	Various 0.20%	998,583.20 999,118.24	99.01 0.94%	990,082.00 350.69	0.60% (9,036.24)	Aaa / AAA AAA	1.22 1.21
4581X0DM7	Inter-American Dev Bank Note 0.5% Due 5/24/2023	1,000,000.00	05/19/2021 0.19%	1,006,290.00 1,004,093.22	99.32 1.02%	993,173.00 930.56	0.60% (10,920.22)	Aaa / AAA NR	1.31 1.30
4581X0CC0	Inter-American Dev Bank Note 3% Due 10/4/2023	1,000,000.00	06/10/2021 0.23%	1,063,630.00 1,046,097.74	103.04 1.16%	1,030,447.00 9,750.00	0.63% (15,650.74)	Aaa / NR AAA	1.67 1.62
459058GQ0	Intl. Bank Recon & Development Note 2.5% Due 3/19/2024	1,000,000.00	06/07/2021 0.32%	1,060,202.00 1,046,131.12	102.64 1.24%	1,026,397.00 9,166.67	0.63% (19,734.12)	Aaa / AAA AAA	2.13 2.06
4581X0DZ8	Inter-American Dev Bank Note 0.5% Due 9/23/2024	350,000.00	10/06/2021 0.58%	349,230.00 349,312.63	97.79 1.35%	342,279.00 622.22	0.21% (7,033.63)	Aaa / AAA NR	2.65 2.61
4581X0DZ8	Inter-American Dev Bank Note 0.5% Due 9/23/2024	3,000,000.00	Various 0.77%	2,977,709.00 2,978,789.27	97.79 1.35%	2,933,820.00 5,333.33	1.78% (44,969.27)	Aaa / AAA NR	2.65 2.61
4581X0DZ8	Inter-American Dev Bank Note 0.5% Due 9/23/2024	1,100,000.00	Various 0.67%	1,094,861.00 1,095,184.17	97.79 1.35%	1,075,734.00 1,955.56	0.65% (19,450.17)	Aaa / AAA NR	2.65 2.61
45950KCR9	International Finance Corp Note 1.375% Due 10/16/2024	2,000,000.00	Various 0.47%	2,060,490.00 2,048,514.09	99.78 1.46%	1,995,510.00 8,020.84	1.22% (53,004.09)	Aaa / AAA NR	2.71 2.64
45950KCR9	International Finance Corp Note 1.375% Due 10/16/2024	300,000.00	08/10/2021 0.53%	307,999.16 306,807.21	99.78 1.46%	299,326.51 1,203.13	0.18% (7,480.70)	Aaa / AAA NR	2.71 2.64
45950KCR9	International Finance Corp Note 1.375% Due 10/16/2024	800,000.00	08/10/2021 0.53%	821,331.84 818,153.19	99.78 1.46%	798,204.01 3,208.33	0.49% (19,949.18)	Aaa / AAA NR	2.71 2.64
459058JL8	Intl. Bank Recon & Development Note 0.5% Due 10/28/2025	3,000,000.00	Various 0.88%	2,955,901.00 2,957,587.31	96.12 1.57%	2,883,615.00 3,874.99	1.75% (73,972.31)	Aaa / AAA AAA	3.74 3.68



CUSIP	Security Description	Par Value/Units	Purchase Date Book Yield	Cost Value Book Value	Mkt Price Mkt YTM	Market Value Accrued Int.	% of Port. Gain/Loss	Moody/S&P Fitch	Maturity Duration
SUPRANATIONAL									
459058JL8	Intl. Bank Recon & Development Note 0.5% Due 10/28/2025	1,255,000.00	Various 0.92%	1,234,726.85 1,235,541.20	96.12 1.57%	1,206,312.28 1,621.04	0.73% (29,228.92)	Aaa / AAA AAA	3.74 3.68
Total Supranational		15,805,000.00	0.60%	15,930,954.05 15,885,329.39	1.36%	15,574,899.80 46,037.36	9.48% (310,429.59)	Aaa / AAA AAA	2.67 2.62
US TREASURY									
9128286C9	US Treasury Note 2.5% Due 2/15/2022	375,000.00	03/04/2020 0.66%	388,315.43 375,261.82	100.09 0.24%	375,345.00 4,330.84	0.23% 83.18	Aaa / AA+ AAA	0.04 0.04
912828ZA1	US Treasury Note 1.125% Due 2/28/2022	500,000.00	03/19/2020 0.44%	506,660.16 500,253.27	100.08 0.10%	500,396.00 2,392.96	0.31% 142.73	Aaa / AA+ AAA	0.08 0.08
9128286H8	US Treasury Note 2.375% Due 3/15/2022	500,000.00	04/29/2020 0.21%	520,292.97 501,246.06	100.27 0.12%	501,335.50 4,559.74	0.31% 89.44	Aaa / AA+ AAA	0.12 0.12
912828W89	US Treasury Note 1.875% Due 3/31/2022	550,000.00	07/31/2018 2.81%	532,275.39 549,231.67	100.27 0.19%	551,503.70 3,513.05	0.34% 2,272.03	Aaa / AA+ AAA	0.16 0.16
912828W89	US Treasury Note 1.875% Due 3/31/2022	1,000,000.00	07/31/2018 2.81%	967,773.44 998,603.03	100.27 0.19%	1,002,734.00 6,387.36	0.61% 4,130.97	Aaa / AA+ AAA	0.16 0.16
912828W89	US Treasury Note 1.875% Due 3/31/2022	500,000.00	04/29/2020 0.21%	515,957.03 501,322.15	100.27 0.19%	501,367.00 3,193.68	0.31% 44.85	Aaa / AA+ AAA	0.16 0.16
9128286M7	US Treasury Note 2.25% Due 4/15/2022	500,000.00	04/29/2020 0.21%	519,941.41 502,035.98	100.41 0.21%	502,074.50 3,368.82	0.31% 38.52	Aaa / AA+ AAA	0.20 0.20
912828ZM5	US Treasury Note 0.125% Due 4/30/2022	300,000.00	12/30/2020 0.12%	300,023.44 300,004.25	99.98 0.21%	299,937.90 96.34	0.18% (66.35)	Aaa / AA+ AAA	0.24 0.25
912828ZM5	US Treasury Note 0.125% Due 4/30/2022	450,000.00	03/30/2021 0.08%	450,210.94 450,046.99	99.98 0.21%	449,906.85 144.51	0.27% (140.14)	Aaa / AA+ AAA	0.24 0.25
9128286U9	US Treasury Note 2.125% Due 5/15/2022	375,000.00	02/25/2021 0.12%	384,140.63 377,125.25	100.53 0.27%	376,992.75 1,717.02	0.23% (132.50)	Aaa / AA+ AAA	0.28 0.29
912828XR6	US Treasury Note 1.75% Due 5/31/2022	1,100,000.00	Various 2.75%	1,063,132.81 1,096,609.45	100.46 0.34%	1,105,097.40 3,331.73	0.67% 8,487.95	Aaa / AA+ AAA	0.33 0.33
912828XR6	US Treasury Note 1.75% Due 5/31/2022	450,000.00	11/14/2019 1.60%	451,634.77 450,209.63	100.46 0.34%	452,085.30 1,362.98	0.28% 1,875.67	Aaa / AA+ AAA	0.33 0.33

Holdings Report

As of January 31, 2022



CUSIP	Security Description	Par Value/Units	Purchase Date Book Yield	Cost Value Book Value	Mkt Price Mkt YTM	Market Value Accrued Int.	% of Port. Gain/Loss	Moody/S&P Fitch	Maturity Duration
US TREASURY									
912828ZR4	US Treasury Note 0.125% Due 5/31/2022	500,000.00	08/28/2020 0.14%	499,843.75 499,970.86	99.93 0.33%	499,665.00 108.17	0.30% (305.86)	Aaa / AA+ AAA	0.33 0.33
9128286Y1	US Treasury Note 1.75% Due 6/15/2022	425,000.00	04/29/2021 0.08%	432,968.75 427,598.08	100.52 0.36%	427,191.30 980.77	0.26% (406.78)	Aaa / AA+ AAA	0.37 0.37
912828ZX1	US Treasury Note 0.125% Due 6/30/2022	400,000.00	10/29/2020 0.16%	399,796.88 399,950.22	99.89 0.40%	399,546.80 44.20	0.24% (403.42)	Aaa / AA+ AAA	0.41 0.41
9128287C8	US Treasury Note 1.75% Due 7/15/2022	425,000.00	04/29/2021 0.10%	433,483.40 428,154.82	100.59 0.44%	427,523.65 349.27	0.26% (631.17)	Aaa / AA+ AAA	0.45 0.45
91282CAC5	US Treasury Note 0.125% Due 7/31/2022	500,000.00	08/28/2020 0.14%	499,843.75 499,959.76	99.83 0.47%	499,140.50 1.73	0.30% (819.26)	Aaa / AA+ AAA	0.50 0.50
912828TJ9	US Treasury Note 1.625% Due 8/15/2022	375,000.00	02/25/2021 0.14%	383,159.18 377,973.91	100.61 0.50%	377,285.25 2,815.05	0.23% (688.66)	Aaa / AA+ AAA	0.54 0.54
91282CAG6	US Treasury Note 0.125% Due 8/31/2022	400,000.00	10/29/2020 0.15%	399,796.88 399,936.03	99.77 0.53%	399,062.40 212.71	0.24% (873.63)	Aaa / AA+ AAA	0.58 0.58
912828YF1	US Treasury Note 1.5% Due 9/15/2022	375,000.00	12/28/2020 0.13%	383,774.41 378,172.83	100.61 0.51%	377,285.25 2,159.88	0.23% (887.58)	Aaa / AA+ AAA	0.62 0.61
912828L57	US Treasury Note 1.75% Due 9/30/2022	400,000.00	04/29/2021 0.12%	409,250.00 404,303.57	100.79 0.55%	403,156.40 2,384.62	0.25% (1,147.17)	Aaa / AA+ AAA	0.66 0.66
912828L57	US Treasury Note 1.75% Due 9/30/2022	1,250,000.00	04/29/2021 0.12%	1,278,906.25 1,263,448.66	100.79 0.55%	1,259,863.75 7,451.92	0.77% (3,584.91)	Aaa / AA+ AAA	0.66 0.66
91282CAN1	US Treasury Note 0.125% Due 9/30/2022	1,500,000.00	Various 0.11%	1,500,175.79 1,500,119.10	99.72 0.55%	1,495,782.00 638.73	0.91% (4,337.10)	Aaa / AA+ AAA	0.66 0.66
912828YK0	US Treasury Note 1.375% Due 10/15/2022	500,000.00	10/20/2020 0.15%	512,089.84 504,274.86	100.55 0.59%	502,734.50 2,058.72	0.31% (1,540.36)	Aaa / AA+ AAA	0.70 0.70
912828YK0	US Treasury Note 1.375% Due 10/15/2022	1,300,000.00	03/30/2021 0.12%	1,325,136.72 1,311,429.84	100.55 0.59%	1,307,109.70 5,352.68	0.80% (4,320.14)	Aaa / AA+ AAA	0.70 0.70
912828YK0	US Treasury Note 1.375% Due 10/15/2022	450,000.00	03/30/2021 0.12%	458,701.17 453,956.48	100.55 0.59%	452,461.05 1,852.85	0.28% (1,495.43)	Aaa / AA+ AAA	0.70 0.70
9128283C2	US Treasury Note 2% Due 10/31/2022	400,000.00	11/23/2020 0.16%	414,171.88 405,459.99	101.02 0.63%	404,078.00 2,055.25	0.25% (1,381.99)	Aaa / AA+ AAA	0.75 0.74
91282CAR2	US Treasury Note 0.125% Due 10/31/2022	1,000,000.00	05/27/2021 0.10%	1,000,312.50 1,000,163.15	99.65 0.59%	996,523.00 321.13	0.60% (3,640.15)	Aaa / AA+ AAA	0.75 0.74

Holdings Report

As of January 31, 2022



CUSIP	Security Description	Par Value/Units	Purchase Date Book Yield	Cost Value Book Value	Mkt Price Mkt YTM	Market Value Accrued Int.	% of Port. Gain/Loss	Moody/S&P Fitch	Maturity Duration
US TREASURY									
912828TY6	US Treasury Note 1.625% Due 11/15/2022	400,000.00	11/23/2020 0.17%	411,500.00 404,577.67	100.75 0.66%	403,015.60 1,400.55	0.25% (1,562.07)	Aaa / AA+ AAA	0.79 0.78
91282CAX9	US Treasury Note 0.125% Due 11/30/2022	500,000.00	12/23/2020 0.12%	500,039.06 500,016.71	99.53 0.69%	497,656.00 108.17	0.30% (2,360.71)	Aaa / AA+ AAA	0.83 0.83
912828YW4	US Treasury Note 1.625% Due 12/15/2022	1,000,000.00	Various 0.12%	1,023,450.19 1,013,009.94	100.79 0.71%	1,007,930.00 2,142.85	0.61% (5,079.94)	Aaa / AA+ AAA	0.87 0.86
91282CBD2	US Treasury Note 0.125% Due 12/31/2022	425,000.00	04/29/2021 0.14%	424,867.19 424,927.50	99.42 0.76%	422,526.50 46.96	0.26% (2,401.00)	Aaa / AA+ AAA	0.92 0.91
912828Z29	US Treasury Note 1.5% Due 1/15/2023	1,000,000.00	06/10/2021 0.12%	1,021,914.06 1,013,080.78	100.68 0.79%	1,006,758.00 704.42	0.61% (6,322.78)	Aaa / AA+ AAA	0.96 0.95
91282CBG5	US Treasury Note 0.125% Due 1/31/2023	1,000,000.00	06/07/2021 0.13%	999,882.81 999,929.14	99.33 0.80%	993,281.00 3.45	0.60% (6,648.14)	Aaa / AA+ AAA	1.00 1.00
912828P79	US Treasury Note 1.5% Due 2/28/2023	1,000,000.00	05/27/2021 0.13%	1,024,062.50 1,014,715.29	100.71 0.84%	1,007,109.00 6,381.22	0.62% (7,606.29)	Aaa / AA+ AAA	1.08 1.06
91282CBN0	US Treasury Note 0.125% Due 2/28/2023	1,000,000.00	Various 0.14%	999,742.19 999,851.46	99.25 0.83%	992,461.00 531.77	0.60% (7,390.46)	Aaa / AA+ AAA	1.08 1.07
912828ZD5	US Treasury Note 0.5% Due 3/15/2023	650,000.00	03/19/2020 0.57%	648,628.90 649,488.04	99.62 0.84%	647,537.15 1,247.93	0.39% (1,950.89)	Aaa / AA+ AAA	1.12 1.11
912828ZD5	US Treasury Note 0.5% Due 3/15/2023	1,500,000.00	03/19/2020 0.57%	1,496,835.95 1,498,818.56	99.62 0.84%	1,494,316.50 2,879.83	0.91% (4,502.06)	Aaa / AA+ AAA	1.12 1.11
912828ZD5	US Treasury Note 0.5% Due 3/15/2023	1,000,000.00	Various 0.15%	1,006,550.78 1,003,950.29	99.62 0.84%	996,211.00 1,919.89	0.61% (7,739.29)	Aaa / AA+ AAA	1.12 1.11
912828Q29	US Treasury Note 1.5% Due 3/31/2023	1,500,000.00	12/10/2019 1.64%	1,493,261.72 1,497,636.57	100.74 0.86%	1,511,074.50 7,664.84	0.92% 13,437.93	Aaa / AA+ AAA	1.16 1.15
912828Q29	US Treasury Note 1.5% Due 3/31/2023	850,000.00	12/10/2019 1.64%	846,181.64 848,660.72	100.74 0.86%	856,275.55 4,343.41	0.52% 7,614.83	Aaa / AA+ AAA	1.16 1.15
912828R28	US Treasury Note 1.625% Due 4/30/2023	1,000,000.00	06/10/2021 0.15%	1,027,851.56 1,018,338.31	100.88 0.91%	1,008,828.00 4,174.72	0.61% (9,510.31)	Aaa / AA+ AAA	1.24 1.23
912828VB3	US Treasury Note 1.75% Due 5/15/2023	600,000.00	03/03/2020 0.70%	619,921.87 607,989.23	101.05 0.92%	606,328.20 2,262.43	0.37% (1,661.03)	Aaa / AA+ AAA	1.28 1.27
912828VB3	US Treasury Note 1.75% Due 5/15/2023	1,500,000.00	03/03/2020 0.70%	1,549,804.69 1,519,973.09	101.05 0.92%	1,515,820.50 5,656.08	0.92% (4,152.59)	Aaa / AA+ AAA	1.28 1.27

Holdings Report

As of January 31, 2022



CUSIP	Security Description	Par Value/Units	Purchase Date Book Yield	Cost Value Book Value	Mkt Price Mkt YTM	Market Value Accrued Int.	% of Port. Gain/Loss	Moody/S&P Fitch	Maturity Duration
US TREASURY									
912828VB3	US Treasury Note 1.75% Due 5/15/2023	1,000,000.00	06/10/2021 0.15%	1,030,820.31	101.05	1,010,547.00	0.62%	Aaa / AA+ AAA	1.28
				1,020,517.65	0.92%	3,770.72	(9,970.65)		1.27
912828ZU7	US Treasury Note 0.25% Due 6/15/2023	1,000,000.00	06/10/2021 0.15%	1,001,914.06	99.05	990,469.00	0.60%	Aaa / AA+ AAA	1.37
				1,001,301.25	0.95%	329.67	(10,832.25)		1.36
91282CCU3	US Treasury Note 0.125% Due 8/31/2023	500,000.00	09/02/2021 0.21%	499,121.09	98.57	492,851.50	0.30%	Aaa / AA+ AAA	1.58
				499,303.64	1.04%	265.88	(6,452.14)		1.57
912828T26	US Treasury Note 1.375% Due 9/30/2023	730,000.00	06/14/2021 0.20%	749,647.27	100.52	733,763.88	0.45%	Aaa / AA+ AAA	1.66
				744,224.91	1.06%	3,419.37	(10,461.03)		1.63
912828WE6	US Treasury Note 2.75% Due 11/15/2023	1,200,000.00	02/23/2021 0.18%	1,283,812.50	102.91	1,234,874.40	0.75%	Aaa / AA+ AAA	1.79
				1,254,975.60	1.10%	7,110.50	(20,101.20)		1.74
912828WE6	US Treasury Note 2.75% Due 11/15/2023	400,000.00	02/23/2021 0.18%	427,937.50	102.91	411,624.80	0.25%	Aaa / AA+ AAA	1.79
				418,325.20	1.10%	2,370.17	(6,700.40)		1.74
91282CDM0	US Treasury Note 0.5% Due 11/30/2023	600,000.00	01/18/2022 1.00%	594,445.31	98.86	593,179.80	0.36%	Aaa / AA+ AAA	1.83
				594,551.50	1.13%	519.23	(1,371.70)		1.81
91282CBA8	US Treasury Note 0.125% Due 12/15/2023	1,500,000.00	12/28/2020 0.18%	1,497,597.66	98.14	1,472,109.00	0.89%	Aaa / AA+ AAA	1.87
				1,498,484.37	1.13%	247.25	(26,375.37)		1.86
91282CBA8	US Treasury Note 0.125% Due 12/15/2023	1,000,000.00	06/14/2021 0.23%	997,304.69	98.14	981,406.00	0.60%	Aaa / AA+ AAA	1.87
				997,986.64	1.13%	164.84	(16,580.64)		1.86
91282CBE0	US Treasury Note 0.125% Due 1/15/2024	1,500,000.00	05/24/2021 0.25%	1,494,960.94	98.01	1,470,117.00	0.89%	Aaa / AA+ AAA	1.96
				1,496,276.84	1.16%	88.05	(26,159.84)		1.94
912828V80	US Treasury Note 2.25% Due 1/31/2024	1,500,000.00	03/03/2020 0.72%	1,588,183.59	102.16	1,532,343.00	0.93%	Aaa / AA+ AAA	2.00
				1,545,018.09	1.16%	93.23	(12,675.09)		1.96
912828V80	US Treasury Note 2.25% Due 1/31/2024	600,000.00	03/03/2020 0.72%	635,273.44	102.16	612,937.20	0.37%	Aaa / AA+ AAA	2.00
				618,007.24	1.16%	37.29	(5,070.04)		1.96
912828W48	US Treasury Note 2.125% Due 2/29/2024	1,250,000.00	04/15/2019 2.37%	1,236,035.16	101.93	1,274,170.00	0.78%	Aaa / AA+ AAA	2.08
				1,244,053.17	1.18%	11,300.07	30,116.83		2.01
912828W48	US Treasury Note 2.125% Due 2/29/2024	500,000.00	04/29/2019 2.32%	495,605.47	101.93	509,668.00	0.31%	Aaa / AA+ AAA	2.08
				498,113.79	1.18%	4,520.03	11,554.21		2.01
91282CBR1	US Treasury Note 0.25% Due 3/15/2024	1,000,000.00	05/27/2021 0.26%	999,804.69	98.00	979,961.00	0.60%	Aaa / AA+ AAA	2.12
				999,852.28	1.21%	959.94	(19,891.28)		2.10
912828X70	US Treasury Note 2% Due 4/30/2024	600,000.00	05/30/2019 2.09%	597,609.38	101.71	610,288.80	0.37%	Aaa / AA+ AAA	2.25
				598,909.85	1.22%	3,082.87	11,378.95		2.18

Holdings Report

As of January 31, 2022



CUSIP	Security Description	Par Value/Units	Purchase Date Book Yield	Cost Value Book Value	Mkt Price Mkt YTM	Market Value Accrued Int.	% of Port. Gain/Loss	Moody/S&P Fitch	Maturity Duration
US TREASURY									
912828X70	US Treasury Note 2% Due 4/30/2024	1,250,000.00	11/14/2019 1.64%	1,269,384.77 1,259,751.92	101.71 1.22%	1,271,435.00 6,422.65	0.78% 11,683.08	Aaa / AA+ AAA	2.25 2.18
91282CCC3	US Treasury Note 0.25% Due 5/15/2024	1,000,000.00	05/27/2021 0.31%	998,359.38 998,736.59	97.78 1.24%	977,773.00 538.67	0.59% (20,963.59)	Aaa / AA+ AAA	2.29 2.27
91282CCC3	US Treasury Note 0.25% Due 5/15/2024	1,600,000.00	01/18/2022 1.16%	1,566,750.00 1,567,260.33	97.78 1.24%	1,564,436.80 861.88	0.95% (2,823.53)	Aaa / AA+ AAA	2.29 2.27
91282CCG4	US Treasury Note 0.25% Due 6/15/2024	1,000,000.00	06/09/2021 0.31%	998,125.00 998,520.19	97.65 1.26%	976,484.00 329.67	0.59% (22,036.19)	Aaa / AA+ AAA	2.37 2.35
912828XX3	US Treasury Note 2% Due 6/30/2024	1,300,000.00	03/30/2021 0.42%	1,366,371.09 1,349,205.19	101.75 1.26%	1,322,750.00 2,298.34	0.80% (26,455.19)	Aaa / AA+ AAA	2.41 2.35
912828XX3	US Treasury Note 2% Due 6/30/2024	450,000.00	03/30/2021 0.42%	472,974.61 467,032.57	101.75 1.26%	457,875.00 795.58	0.28% (9,157.57)	Aaa / AA+ AAA	2.41 2.35
91282CCL3	US Treasury Note 0.375% Due 7/15/2024	750,000.00	Various 0.39%	749,574.22 749,657.39	97.84 1.27%	733,798.50 132.08	0.45% (15,858.89)	Aaa / AA+ AAA	2.45 2.43
91282CCX7	US Treasury Note 0.375% Due 9/15/2024	300,000.00	10/07/2021 0.56%	298,382.81 298,557.64	97.62 1.30%	292,851.60 431.98	0.18% (5,706.04)	Aaa / AA+ AAA	2.62 2.59
91282CCX7	US Treasury Note 0.375% Due 9/15/2024	500,000.00	10/07/2021 0.56%	497,304.69 497,596.07	97.62 1.30%	488,086.00 719.96	0.30% (9,510.07)	Aaa / AA+ AAA	2.62 2.59
912828YH7	US Treasury Note 1.5% Due 9/30/2024	1,100,000.00	10/13/2021 0.61%	1,128,531.25 1,125,630.66	100.48 1.32%	1,105,285.50 5,620.88	0.67% (20,345.16)	Aaa / AA+ AAA	2.67 2.59
912828YH7	US Treasury Note 1.5% Due 9/30/2024	250,000.00	10/13/2021 0.61%	256,484.38 255,825.15	100.48 1.32%	251,201.25 1,277.47	0.15% (4,623.90)	Aaa / AA+ AAA	2.67 2.59
912828YY0	US Treasury Note 1.75% Due 12/31/2024	550,000.00	Various 1.11%	563,173.83 559,935.46	101.10 1.36%	556,037.35 850.83	0.34% (3,898.11)	Aaa / AA+ AAA	2.92 2.83
912828YY0	US Treasury Note 1.75% Due 12/31/2024	1,600,000.00	Various 1.10%	1,638,609.38 1,629,266.03	101.10 1.36%	1,617,563.20 2,475.14	0.98% (11,702.83)	Aaa / AA+ AAA	2.92 2.83
91282CDS7	US Treasury Note 1.125% Due 1/15/2025	700,000.00	01/20/2022 1.33%	695,843.75 695,885.69	99.30 1.37%	695,078.30 369.82	0.42% (807.39)	Aaa / AA+ AAA	2.96 2.89
912828Z52	US Treasury Note 1.375% Due 1/31/2025	790,000.00	01/27/2021 0.28%	824,500.78 815,804.89	99.98 1.38%	789,815.14 30.01	0.48% (25,989.75)	Aaa / AA+ AAA	3.00 2.93

Holdings Report

As of January 31, 2022



CUSIP	Security Description	Par Value/Units	Purchase Date Book Yield	Cost Value Book Value	Mkt Price Mkt YTM	Market Value Accrued Int.	% of Port. Gain/Loss	Moody/S&P Fitch	Maturity Duration
US TREASURY									
912828Z52	US Treasury Note 1.375% Due 1/31/2025	550,000.00	01/27/2021 0.28%	574,019.53 567,965.43	99.98 1.38%	549,871.30 20.89	0.33% (18,094.13)	Aaa / AA+ AAA	3.00 2.93
912828ZL7	US Treasury Note 0.375% Due 4/30/2025	550,000.00	Various 0.67%	543,837.90 544,784.98	96.69 1.42%	531,781.25 529.87	0.32% (13,003.73)	Aaa / AA+ AAA	3.25 3.20
912828ZL7	US Treasury Note 0.375% Due 4/30/2025	1,700,000.00	Various 0.67%	1,681,007.82 1,683,944.97	96.69 1.42%	1,643,687.50 1,637.78	1.00% (40,257.47)	Aaa / AA+ AAA	3.25 3.20
Total US Treasury		62,545,000.00	0.63%	63,279,572.93 62,967,048.18	0.91%	62,550,434.02 168,277.84	38.06% (416,614.16)	Aaa / AA+ AAA	1.50 1.48
TOTAL PORTFOLIO				166,226,405.31 165,630,813.68	1.05%	164,257,617.08 536,535.90	100.00% (1,373,196.60)	Aa1 / AA AAA	1.74 1.69
TOTAL MARKET VALUE PLUS ACCRUED						164,794,152.98			

JANUARY 2022



Market Data

World Stock Market Indices
data as of 12/31/2021

	Change (11/30/21)	%CHG
S&P 500		
4,766.18	199.18	4.36%
NASDAQ		
15,644.97	107.28	0.69%
DOW JONES		
36,338.30	1,854.58	5.38%
FTSE (UK)		
7,384.54	325.09	4.61%
DAX (Germany)		
15,884.86	784.73	5.20%
Hang Seng (Hong Kong)		
23,397.67	-77.59	-0.33%
Nikkei (Japan)		
28,791.71	969.95	3.49%

Source: Bloomberg. Please see descriptions of indices on Page 2.

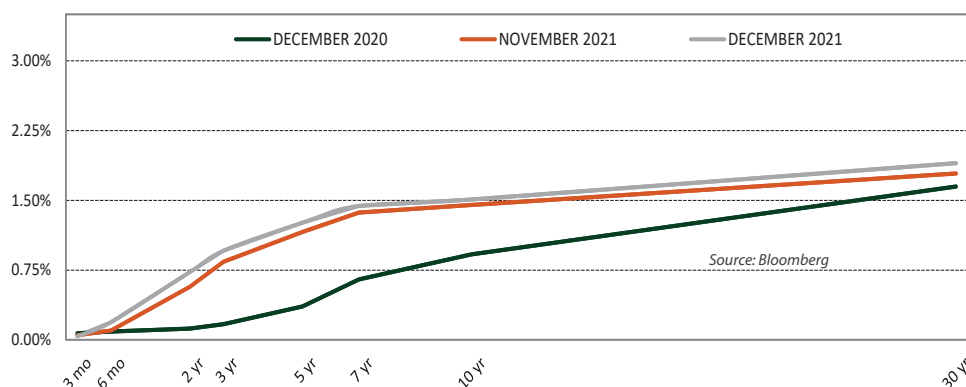
Market Summary

Fed policymakers have recently pivoted toward a more hawkish stance as inflation indices continue to run hot and the labor market appears relatively tight, given their dual mandate of promoting maximum employment and stable prices. Although labor force participation remains lower than it was prior to the pandemic, there are signals the economy may be near full employment within the context of the current health situation. The unemployment rate declined from 6.7% to 3.9% in 2021, a high percentage of workers are voluntarily quitting jobs, the level of job openings relative to those looking for work remains high, and wage growth has been strong. Meanwhile, inflation continues to run well above the Fed's long-run 2.0% target. The Consumer Price Index excluding food and energy was up 5.5% in December. The Core PCE index, the Fed's preferred inflation measure, was up 4.7% year-over-year in the latest report. Given the current inflation and employment dynamics, Fed policymakers have begun discussing plans to remove monetary policy accommodation. The Fed is currently tapering its asset purchases and we expect that process will be complete within the next few months. Should aggregate demand remain strong and economic activity remain robust, we believe the first rate hike may be announced in the first half of this year after the taper is complete. However, we do not believe monetary policy is on a pre-set course. We expect the Fed to adjust policy at a gradual pace and believe policymakers will adjust their views as necessary based on incoming economic and financial market data.

We believe US economic growth is likely to moderate this year but remain above the long-run trend rate of growth. The consensus forecast for GDP growth this year is 3.9% versus estimated growth of 5.6% in 2021. Amid the current surge of virus infection rates, we believe global supply chains remain challenged and we see risk to the first quarter US GDP consensus estimate of 3.9%. Nevertheless, we believe aggregate consumer demand remains strong and consumer spending, the largest component of US GDP, should remain solid this year, supported by healthy consumer balance sheets, an improving health situation, and ongoing improvement in the labor market. We expect supply chain bottlenecks will continue to put upward pressure on inflation over the near-term but we believe inflation may be at or near a peak. We believe pricing pressure is likely to abate in the second half of this year amid an improving global health backdrop and less acute global supply chain stress.

In December, the 2-year Treasury yield increased nearly 17 basis points to 0.73%, the 5-year Treasury yield increased ten basis points to 1.26%, and the 10-year Treasury yield increased about seven basis points to 1.51% in the month. We have witnessed a relatively swift move in Treasury rates this month with the 2-year Treasury yield up roughly 19 basis points, and the 10-year Treasury yield up more than 20 basis points, year-to-date.

TREASURY YIELDS ARE LIKELY POISED TO INCREASE



At the end of December, the 2-year Treasury yield was about 61 basis points higher and the 10-Year Treasury yield was about 60 basis points higher, year-over-year. We believe Treasury yields are likely to increase further this year, across the curve.

TREASURY YIELDS	Trend (▲/▼)	12/31/2021	11/30/2021	Change
3-Month	▼	0.04	0.05	(0.01)
2-Year	▲	0.73	0.57	0.17
3-Year	▲	0.96	0.84	0.12
5-Year	▲	1.26	1.16	0.10
7-Year	▲	1.44	1.37	0.06
10-Year	▲	1.51	1.45	0.06
30-Year	▲	1.90	1.79	0.11

Source: Bloomberg

BOND MARKET REVIEW

Since 1988, Chandler Asset Management has specialized in providing fixed income investment solutions to risk-averse public agencies and institutions. Chandler's mission is to provide fully customizable, client-centered portfolio management that preserves principal, mitigates risk and generates income in our clients' portfolios.

Economic Roundup

Consumer Prices

The Consumer Price Index (CPI) was up 7.0% year-over-year in December, versus up 6.8% year-over-year in November. Core CPI (CPI less food and energy) was up 5.5% year-over-year in December, versus up 4.9% in November. The Personal Consumption Expenditures (PCE) index was up 5.7% year-over-year in November, up from 5.1% in October. Core PCE was up 4.7% year-over-year in November, versus up 4.2% in October. Current inflation readings continue to run well above the Fed's longer-run target of around 2.0%. Upward pressure on inflation from supply chain bottlenecks and pandemic-related disruptions is likely to remain elevated over the near-term.

Retail Sales

On a year-over-year basis, retail sales were up 18.2% in November versus up 16.3% in October. On a month-over-month basis, retail sales were softer than expected in November, up 0.3% versus expectations of 0.8%, but this followed an upwardly revised gain of 1.8% in October. In our view, the data suggests that consumers may have started shopping early this holiday season in anticipation of supply shortages. Higher gas prices seem to have taken some wallet share, with spending at gasoline stations up 1.7% month-over-month. Amid the current resurgence of virus cases, the near-term outlook for retail sales is uncertain, and nonstore retailers (online) may be poised to outperform.

Labor Market

Job growth slowed in December, with US nonfarm payroll growth of just 199,000 in the month versus the consensus forecast of 450,000, but the unemployment rate still declined to 3.9%, the lowest level since February 2020. On a trailing 3-month and 6-month basis, payrolls increased an average of 365,000 and 508,000 per month, respectively, which still compares favorably to the average job gains in the five years leading up to the pandemic of about 196,000 per month. We believe a variety of factors are keeping some workers out of the labor force for now, which continues to hold back job growth despite strong demand from employers. The labor participation rate was unchanged in December at 61.9% and remains lower than the pre-pandemic level of 63.4%. The employment-population ratio increased to 59.5% in December from 59.3% in November, but also remains below the pre-pandemic level of 61.2%. The U-6 underemployment rate, which includes those who are marginally attached to the labor force and employed part time for economic reasons, declined to 7.3% in December from 7.7% in November (versus 7.0% in February 2020). Annualized average hourly earnings rose 0.6% month-over-month and were up 4.7% year-over-year in December versus 5.1% in November.

Housing Starts

Total housing starts jumped 11.8% in November to an annual pace of 1,679,000. Single-family starts increased 11.3% while multi-family starts increased 12.9%, month-over-month. On a year-over-year basis total housing starts were up 8.3% in November.

World Stock Market Index Descriptions

S&P 500—The S&P 500 is a market value weighted index of 500 large-capitalization stocks. The 500 companies included in the index capture approximately 80% of available US market capitalization. NASDAQ—The NASDAQ Composite Index is the market capitalization-weighted index of over 3,300 common stocks listed on the NASDAQ stock exchange. Dow Jones—The Dow Jones Industrial Average is an index that tracks 30 large, publicly-owned companies trading on the New York Stock Exchange and the NASDAQ. The Financial Times Stock Exchange Group (FTSE)—The FTSE is a share index of the 100 companies listed on the London Stock Exchange with the highest market capitalization. DAX—The Deutscher Aktienindex (DAX) is a blue chip stock market index consisting of the 30 major German companies trading on the Frankfurt Stock Exchange. Hang Seng—The Hang Seng Index is a freefloat-adjusted market-capitalization-weighted stock market index in Hong Kong. It is used to record and monitor daily changes of the largest companies of the Hong Kong stock market and is the main indicator of overall market performance in Hong Kong. Nikkei—Japan's Nikkei 225 Stock Average is a price-weighted index composed of Japan's top 225 blue-chip companies traded on the Tokyo Stock Exchange.

©2022 Chandler Asset Management, Inc. An Independent Registered Investment Adviser.

Data source: Bloomberg and the U.S. Department of Labor. This report is provided for informational purposes only and should not be construed as specific investment or legal advice. The information contained herein was obtained from sources believed to be reliable as of the date of publication, but may become outdated or superseded at any time without notice. Any opinions or views expressed are based on current market conditions and are subject to change. This report may contain forecasts and forward-looking statements which are inherently limited and should not be relied upon as an indicator of future results. Past performance is not indicative of future results. This report is not intended to constitute an offer, solicitation, recommendation or advice regarding any securities or investment strategy and should not be regarded by recipients as a substitute for the exercise of their own judgment. Fixed income investments are subject to interest, credit, and market risk. Interest rate risk: the value of fixed income investments will decline as interest rates rise. Credit risk: the possibility that the borrower may not be able to repay interest and principal. Low rated bonds generally have to pay higher interest rates to attract investors willing to take on greater risk. Market risk: the bond market in general could decline due to economic conditions, especially during periods of rising interest rates.

Credit Spreads Tightened in December

CREDIT SPREADS	Spread to Treasuries (%)	One Month Ago (%)	Change
3-month top rated commercial paper	0.07	0.08	(0.01)
2-year A corporate note	0.16	0.23	(0.07)
5-year A corporate note	0.40	0.45	(0.05)
5-year Agency note	0.02	0.06	(0.04)

Source: Bloomberg

Data as of 12/31/2021

Supply and Demand Imbalances Continue to Impact Economic Data

ECONOMIC INDICATOR	Current Release	Prior Release	One Year Ago
Trade Balance	(80.17) \$Bln NOV 21	(67.16) \$Bln OCT 21	(67.31) \$Bln NOV 20
Gross Domestic Product	2.30% SEP 21	6.70% JUN 21	33.80% SEP 20
Unemployment Rate	3.90% DEC 21	4.20% NOV 21	6.70% DEC 20
Prime Rate	3.25% DEC 21	3.25% NOV 21	3.25% DEC 20
Commodity Research Bureau Index	232.37 DEC 21	219.19 NOV 21	167.80 DEC 20
Oil (West Texas Int.)	\$76.99 DEC 21	\$66.18 NOV 21	\$48.52 DEC 20
Consumer Price Index (y/o/y)	7.00% DEC 21	6.80% NOV 21	1.40% DEC 20
Producer Price Index (y/o/y)	13.30% NOV 21	12.60% OCT 21	(1.30%) NOV 20
Euro/Dollar	1.14 DEC 21	1.13 NOV 21	1.22 DEC 20

Source: Bloomberg

DATE: March 2, 2022
TO: Board of Directors
THRU: Charles H. Carden, General Manager
FROM: Christina Sackett, Chief Financial Officer
SUBJECT: Financial Statement - January 2022 - *Receive Report*

SUMMARY

The attached Statement of Revenues and Expenditures summarizes the Agency's uniform rate basis financial activity for January 2022.

SUGGESTED ACTION

Receive and File.

COST/FUNDING SOURCE

N/A

DISCUSSION

Financial Statement - Summary of Major Points: The agency lags in actual expenditures for the Professional Services category due primarily to the normal nature of the billing and review process which takes typically 60 to 90 days. This is adjusted at year end to reflect all actual activity. Electricity and Water Treatment Chemicals appear low because the budgeted amount is spread evenly over the year, but the use of electricity and chemicals are more seasonal.

Revenues – Operating income consists of water sales (fixed and variable components), sales from the Tampa Bypass Canal to the City of Tampa, and the board-approved balance carried forward from the

previous year through the Rate Stabilization Fund. Other Income consists routinely of interest income received from investments.

Expenditures - Throughout the year, actual expenditures normally lag behind budgeted expenditures by at least one to two months. This is due to the fact that vendor bills and the subsequent payment of those bills generally lag behind the actual performance of the services by 30 to 45 days and the budgeted expenses are distributed evenly across the 12 months of the fiscal year.

When the fiscal year end approaches, the books are held open to allow for all the appropriate activity to be accounted for and shown in the appropriate fiscal year. Variable rate expenditures will have seasonal peaks as the agency enters the dry season and begins to use the costlier supply sources.

The “Encumbrance” balance shown on the bottom of the financial statements represents the amount of open purchase orders (committed funds and blanket purchase orders) as of the end of the month, including purchase orders carried forward from the previous year. Although the encumbrance is presented for informational purposes, it gives a projected contractual commitment against current year funds. There are many purchase orders established at the beginning of the year that will be spent through the year and monthly revenue will be collected through the year to offset that expense.

Rate revenue is shown as being earned in level monthly increments and only catches up to the expenditures at year end. Significant encumbrances include Water Treatment Chemicals, Power, Professional Services and Water for Resale. Professional service tasks frequently carry over beyond the end of a fiscal year, in which case the applicable open purchase orders and the associated budget dollars are carried into the next fiscal year to allow for completion of those tasks as mentioned above.

Attachment (1)

[Financial Statements January 2022](#)

**TAMPA BAY WATER
UNIFORM RATE BASIS
Statement of Revenues and Expenditures
January 31, 2022**

	Current Month Actual	Current Month Budget	Percent of Budget	\$ Variance	Year to Date Actual	Year to Date Budget	Percent of Budget	\$ Variance
OPERATING REVENUE:								
Operating Grant - SWFWMD	0	0	0.00%	0	0	0	0.00%	0
Water Sales - Fixed	12,545,715	12,545,715	100.00%	0	50,182,861	50,182,861	100.00%	0
Water Sales - Variable	2,329,864	2,440,229	95.48%	-110,364	9,434,242	9,760,914	96.65%	-326,672
Water Sales - Other	3,500	3,500	100.00%	0	14,000	14,000	100.00%	0
Water Sales - Tampa By-Pass Canal	0	32,667	0.00%	-32,667	0	130,667	0.00%	-130,667
Rate Stabilization (Note 1)	359,413	359,413	100.00%	0	18,699,480	1,437,651	1300.70%	17,261,829
Total Operating Revenue	15,238,492	15,381,523	99.07%	-143,031	78,330,582	61,526,092	127.31%	16,804,490
OPERATING EXPENSES:								
FIXED OPERATING EXPENSE:								
Personnel Services	1,405,051	2,051,412	68.49%	646,361	5,710,353	8,205,646	69.59%	2,495,293
Materials & Supplies	150,232	270,783	55.48%	120,550	811,326	1,083,130	74.91%	271,804
Members Water Quality costs	4,000	4,000	100.00%	0	16,000	16,000	100.00%	0
Legal Services	29,682	46,250	64.18%	16,568	87,994	185,000	47.56%	97,006
Professional Services	2,497,273	3,708,909	67.33%	1,211,636	7,586,999	14,944,636	50.77%	7,357,637
Repairs & Other Services	708,024	795,317	89.02%	87,294	2,789,984	3,072,270	90.81%	282,286
Rent & Insurance	22,969	208,444	11.02%	185,475	1,863,682	833,775	223.52%	-1,029,907
Total Fixed Operating Expense	4,817,231	7,085,114	67.99%	2,267,883	18,866,337	28,340,457	66.57%	9,474,120
VARIABLE OPERATING EXPENSE:								
Water Treatment Chemicals	1,875,544	1,225,422	153.05%	-650,122	4,268,904	4,901,688	87.09%	632,784
Electricity	703,692	1,282,024	54.89%	578,332	3,215,846	5,128,095	62.71%	1,912,249
Water for Resale	42,704	41,733	102.33%	-971	169,616	166,933	101.61%	-2,682
Total Variable Operating Expense	2,621,940	2,549,179	102.85%	-72,760	7,654,366	10,196,717	75.07%	2,542,351
NON-OPERATING INCOME:								
Investment Income (Note 2)	1,177,658	-120,463	-977.61%	1,298,121	1,926,472	481,853	399.80%	1,444,619
Miscellaneous	21,216	0	0.00%	21,216	244,645	0	0.00%	244,645
Litigation Recoveries	0	0	0.00%	0	5,701	0	0.00%	5,701
Capital Contributions (Grants)	0	0	0.00%	0	0	0	0.00%	0
Total Non-Operating Income	1,198,873	-120,463	-995.22%	1,319,337	2,176,818	481,853	451.76%	1,694,965
NON-OPERATING EXPENSES:								
Bond Issue Cost	0	0	0.00%	0	0	0	0.00%	0
Interest - Acquisition Credits	247,892	247,892	100.00%	0	991,569	991,569	100.00%	0
Interest - Bonds	2,542,235	2,641,053	96.26%	-98,819	10,168,938	10,564,213	0.00%	-395,275
Total Non-Operating Expenses	2,790,127	2,888,946	96.58%	-98,819	11,160,507	11,555,782	96.58%	-395,275
Excess of Revenues over Expenditures before Capital Transactions and Reserve Funding	6,208,068	2,737,821	226.75%	3,470,248	42,826,190	11,914,989	359.43%	30,911,201
OTHER EXPENDITURES:								
Principal - Acquisition Credits	604,738	604,738	100.00%	0	2,418,950	2,418,950	100.00%	0
Principal - Bonds	5,894,988	7,034,083	83.81%	-1,139,095	23,579,950	28,136,332	83.81%	-4,556,382
Capital Expenditures	94,689	128,067	73.94%	33,378	1,623,415	512,268	316.91%	-1,111,147
Total Other Expenditures	6,594,414	7,766,888	84.90%	-1,105,717	27,622,315	31,067,551	88.91%	-5,667,529
RESERVE FUNDING:								
Renewal & Replacement Reserve Funding (Note 3)	110,785	116,667	0.00%	5,882	547,308	466,667	0.00%	-80,641
Renewal & Replacement Reserve Used (Note 4)	-377,923	0	0.00%	377,923	-1,516,503	0	0.00%	1,516,503
Operations & Maintenance Reserve	0	0	0.00%	0	0	0	0.00%	0
Rate Stabilization Fund	0	-238,377	0.00%	-238,377	0	-953,508	0.00%	-953,508
Energy Fund Reserve Funding (Note 3)	-1,083	-166,823	0.00%	-165,740	134,992	-667,291	0.00%	-802,283
Energy Funding Used (Note 4)	0	48,799	0.00%	48,799	-887,994	195,196	0.00%	1,083,190
Utility Reserve Transfers	0	0	0.00%	0	0	0	0.00%	0
Capital Improvement Funding (Note 3)	11,771	-3,678,760	-0.32%	-3,690,530	79,525	-14,715,039	-0.54%	-14,794,563
Capital Improvement Funding Used (Note 4)	-36,011	1,754,898	0.00%	1,790,909	-343,539	7,019,590	0.00%	7,363,130
Total Reserve Funding	-292,461	-2,163,596	13.52%	-1,871,135	-1,986,211	-8,654,384	22.95%	-6,668,173
Excess Revenue over Expenditures/ (Expenditures over Revenue) - Rate Basis	-93,885	-2,865,471	0	493,395	17,190,086	-10,498,178	0	18,575,500
Encumbrances as of 01/31/2022					84,400,120			

Note 1 - Rate stabilization year to date actual reflects 4/12th of the approved budget transfer of \$4,312,953, plus the Board approved purchase orders carried forward of \$14,401,306 and \$2,860,523 of FY21 unencumbered funds carried forward as approved by the Board.

Note 2 - Investment income year to date actual reflects unrealized loss on investments of \$2,452,175

Note 3 - Represents retention of the interest earned in the Fund.

Note 4 - Represents use of the Fund for expenditures on Board approved projects.