TAMPA BAY WATER
Supplying Water To The Region

2575 Enterprise Road, Clearwater, FL 33763
Phone: 727.796.2355 / Fax: 727.791.2388
tampabaywater.org

Board of Directors
Ron Oakley
Mariella Smith
Harry Cohen
Dave Eggers
Lisset Hanewicz
Rob Marlowe
Charlie Miranda
Kathleen Peters
Kathryn Starkey

General Manager
Charles H. Carden

General Counsel
Barrie S. Buenaventura
Conn & Buenaventura, P.A.

BOARD AGENDA

October 17, 2022 – 9:30 AM

REGULAR MEETING

OPEN TO THE PUBLIC

PUBLIC COMMENT
The Tampa Bay Water Board of Directors welcomes comments from the public about any issue of concern. Opinions provide valuable input to the board members. However, we request that public comments be directed to issues and not directed personally against any board member or staff member. This provides a mutual respect between the board members and the public.

Public comment may be provided in person, via teleconference during the public comment portion of the meeting, or by submitting written comments to be read into the record. Anyone wishing to speak in person must submit a completed speaker card to the Agency Clerk prior to the beginning of the meeting. To submit written comment or to participate via teleconference, please contact Krista Simon at 727-791-2347 or ksimon@tampabaywater.org. by 4:00 p.m. on October 14, 2022. Each speaker shall have a maximum of three (3) minutes to address the Board on any matter on the agenda.

The next Board Meeting is scheduled to be held on Monday, November 14, 2022 at 9:30 a.m.

ACCOMMODATIONS
Anyone requiring reasonable accommodations for this meeting as provided for in the Americans With Disabilities Act should contact the Records Department at 727-796-2355 x2401 or 813-996-7009 at least three working days prior to the public meeting. If a person decides to appeal any decision made by the Board, with respect to any matter considered at this meeting, he/she will need a record of the proceedings, and for such purposes, he/she may need to ensure that a verbatim record of the proceedings is made, such record includes the testimony and evidence upon which the appeal is to be based.

Regular Meeting Agenda

MONDAY, OCTOBER 17, 2022 – 9:30 AM

9:30 AM - CALL TO ORDER

PLEDGE OF ALLEGIANCE

ROLL CALL

PUBLIC COMMENT - (3 Minutes per speaker)

AGENDA

A. CONSENT ITEMS

- A.1 Approve September 19, 2022 - Regular Meeting - Draft Agenda Minutes - *Approve*
- A.2 Board Meeting Schedule for 2023 - *Approve*
- A.3 Tampa Bay Water Performance Dashboard Update - *Receive Report*
- A.4 2020 Management and Performance Audit Task Report - *Receive Report*
- A.5 Legislative and Grant Funding Program Update - *Receive Report*
- A.6 South-Central Hillsborough County Program Update - *Receive Report*
- A.7 Water Quality Update - *Receive Report*
- A.8 Fiscal Year 2023 Employee Insurance Program - Ratify Insurance Coverage - *Ratify*
- A.9 Capital Improvement Program - Task Order Authorization - *Approve*
- A.10 Capital Improvement Program - Projects Closeout - *Approve*
- A.11 Professional Engineering Services for the Cypress Creek Water Treatment Plant Chemical Piping Replacement Project No. 50051, Contract No: 2022-060 - *Approve*
- A.12 Real Property Disposition - Declaration of Surplus Property and Delegation of Authority to General Manager regarding property located at 706 Rainbow Trail, Brandon, FL 33510 (Parcel No. 301.32) - *Approve*
- A.13 First Amendment to the Surplus Water Agreement with the City of Tampa - *Approve*
- A.14 First Amendment to Professional Services Contract No. 2022-028 for As-Needed Ecological Services - *Approve*
- A.15 As-Needed Source Water Quality Assessment and Protection Services Contracts 2023-005 thru 007 - *Approve*

REGULAR AGENDA

B. GENERAL MANAGER & GENERAL COUNSEL

- B.1 General Manager's Report - *Receive Report*

C. ACTION ITEMS

C.1 Water Research Foundation Membership - Payment of Annual Dues - *Approve*

D. PRESENTATIONS & REPORTS

D.1 Tampa Bay Water Wise Program Update - *Presentation*
D.2 2023 Long-term Master Water Plan Update: Project 09016, Project Status - *Presentation*
D.3 Regional Water Supplies, Member Demands and Environmental Conditions - *Presentation*
D.4 Regional Water Quality Study Update - *Presentation*

E. OTHER ADMINISTRATIVE MATTERS AND OLD BUSINESS

E.1 General Manager's 2022 Performance Evaluation - *Discussion*

F. RECEIVE & FILE

F.1 Agency Division Activity Reports for September 2022 - *Receive Report*
F.2 Legal Services Activity Report for September 2022 - *Receive Report*
F.3 Legal Services Budget Report for September 2022 - *Receive Report*
F.4 Disposition of Fixed Assets through August 2022 - *Receive Report*
F.5 Comprehensive Check List with Delegated Check Approval Items for August 2022 - *Receive Report*
F.6 Potential True Up of Fixed Costs between Member Governments for August 2022 - *Receive Report*
F.7 Financial Statement - August 2022 - *Receive Report*
F.8 Vendor's Status Reports for August 2022 - *Receive Report*
F.9 Management Statistic Report with Aged Accounts Receivable as of August 31, 2022 - *Receive Report*
F.10 Investment Schedule for August 2022 - *Receive Report*

ADJOURNMENT

TAMPA BAY WATER
Supplying Water To The Region

AGENDA ITEM A.1

DATE: October 3, 2022

TO: Board of Directors

FROM: Charles H. Carden, General Manager

SUBJECT: Approve September 19, 2022 - Regular Meeting - Draft Agenda Minutes - *Approve*

SUMMARY

On September 19, 2022, Tampa Bay Water's Board of Directors held its Regular Board Meeting. A quorum of the Board of Directors of Tampa Bay Water met in person at the Clearwater Administrative Offices.

SUGGESTED ACTION

Approve Minutes.

COST/FUNDING SOURCE

N/A

DISCUSSION

Draft minutes are attached for the Board's review and approval.

Attachment (1)

September 19 Board Meeting Minutes - Final Draft

AGENDA ITEM A.1

Tampa Bay Water

Regular Meeting

September 19, 2022 Minutes

9:30 AM - CALL TO ORDER

BOARD MEMBERS PRESENT:

Present:	Chairman - Commissioner Ron Oakley, Pasco County Vice-Chair - Commissioner Mariella Smith, Hillsborough County Commissioner Harry Cohen, Hillsborough County Commissioner Dave Eggers, Pinellas County Council Member Lisset Hanewicz, City of St. Petersburg Councilman Charlie Miranda, City of Tampa Commissioner Kathleen Peters, Pinellas County Commissioner Kathryn Starkey, Pasco County
Absent:	Mayor Rob Marlowe, City of New Port Richey
Staff:	Chuck Carden, General Manager
Presenters:	Chuck Carden, General Manager Justin Fox, Engineering Manager Steve Fleischacker, Water Quality Senior Manager Tom Brzezinski, Wade Trim Ken Broome, Stantec Nicklas Rocca, PFM Tom Giblin, Nickerson Giblin & Nickerson
General Counsel:	Barrie Buenaventura, General Counsel

A list of others who were present and who signed the attendance roster was filed in the permanent files of Tampa Bay Water. Staff and consultants presenting to the Board are listed above.

Chairman Oakley called the meeting to order at 9:30 a.m. The meeting was properly noticed in the Florida Administrative Register and a quorum present.

DRAFT

PLEDGE OF ALLEGIANCE

Vice Chair Smith led the Pledge of Allegiance.

ROLL CALL

Roll call was taken. Commissioner Peters and Mayor Marlowe were not present.

REGULAR BOARD MEETING

PUBLIC COMMENT - (3 Minutes per speaker)

Chairman Oakley opened the Regular Board meeting to public comment. The following speaker(s) made public comment to the Board of Directors:

David Ballard Geddis
Mark Klutho
Al Brunner

Brandon Moore, Communications Manager, read into the record numerous public comments submitted through the agency website.

Public comment was duly recorded and is filed in the permanent records of Tampa Bay Water.

Commissioner Peters joined the meeting at 9:44 a.m.

AGENDA

A) CONSENT ITEMS

A.1 Approve August 15, 2022 - Regular Meeting - Draft Agenda Minutes
Approve Minutes.

A.2 Tampa Bay Water Performance Dashboard Update
Receive Report.

A.3 2020 Management and Performance Audit Task Report
Receive Status Report.

A.4 Legislative and Grant Funding Program Update
Receive Status Report.

A.5 Agency 2024 Southwest Florida Water Management District Grant Funding Program
Receive Status Report.

A.6 Regional Water Supplies, Member Demands and Environmental Conditions
Receive Status Report.

A.7 2022-2023 Regulatory Plan
Approve 2022-2023 Regulatory Plan for submittal in compliance with Section 120.74, F.S.

A.8 South-Central Hillsborough County Program Update
Receive South-Central Hillsborough County Program Update status report.

A.9 Capital Improvement Program - Task Order Authorization
Approve Capital Improvement Task Authorizations

A.10 Fiscal Year 2023 Insurance Program for Liability, Auto, Property, Workers' Compensation and Other Coverages
Approve binding coverage and rates for the Fiscal Year 2023 Tampa Bay Water Insurance Program and to carry forward unencumbered funds of $200,000.

A.11 Second Amendment to Agreement with the University of North Carolina for the Water Supply Infrastructure Planning Tool
Approve the Second Amendment to the service agreement with the University of North Carolina for completion of the Water Supply Infrastructure Planning Tool.

A.12 Fleet Maintenance Contract with Enterprise F.M. Trust - Fiscal Year 2023 Fleet Purchases, Disposals, and Maintenance
Approve continuing contracted fleet management activities through Enterprise F.M. Trust under the Interlocal Purchasing System - USA. Contract # 190402 through the end of FY 2023 and approve the purchase of eight vehicles and disposal of seven vehicles eligible for replacement.

A.13 On Call General Civil and Large Pipeline Contractor Services - Contract Nos. 2021-045 and 2021-047 - First Amendment for Name Change
Approve the First Amendment to Contract Nos. 2021-045 and 2021-047 with Rowland (DE), LLC formerly known as Rowland, Inc.

A.14 HVAC Services - Piggyback Agreement 2023-701 with Air Mechanical & Service Corp.
Approve Contract No. 2023-701, with Air Mechanical & Service Corp.

A.15 HVAC Equipment & Installation, Contract No. 2022-059, to the lowest responsive responsible Bidder
Approve Contract No. 2022-059 to the lowest responsive responsible bidder, B & I Contractors, Inc., in the amount of $284,871.26.

A.16 Roofing Services - Piggyback Agreement 2023-700 with Ryman Construction, Inc.
Approve Contract No. 2023-700, with Ryman Construction, Inc. in the amount of $150,000.00.

A.17 Painting Services, Contract Nos. 2023-014 & 2023-015 to the lowest responsive responsible bidders
Approve Contract Nos. 2023-014 and 2023-015 to the lowest responsive responsible bidders, Five12 Painting & Remodeling, LLC and JAM 520 Inc.

A.18 Fire Alarm, Life Safety & Fire Suppression System Services - Contract No. 2023-020, to the lowest, responsive, responsible Bidder
Approve Contract No. 2023-020 to the lowest, responsive, responsible bidder, Piper Fire Protection, Inc.

A.19 Professional Services Contracts for Strategic Communications - Contract Nos. 2023-009, 2023-010 & 2023-024
Approve As-Needed Professional Services Contract Nos. 2023-009, 2023-010 & 2023-024 to Dialogue Public Relations, LLC; Catalyst Communications Group LLC; and Bayview Public Relations, Inc., d/b/a B2 Communications in the amounts shown in the table below.

A.20 Professional Services Contracts for Web and Graphic Design, Creative and Development Services - Contract Nos. 2023-011, 2023-012, 2023-013 & 2023-023
Approve As-Needed Professional Services Contract Nos. 2023-011, 2023-012, 2023-013 and 2023-023 to Big Sea, Inc., Designer At Large, Inc., The Valerin Group, Inc. and Solar Jet Productions, LLC, in the amounts shown in the table below.

A.21 Information Technology - Microsoft Windows Server Licensing Upgrades to Omnia Partners Contract #: 2018011-02
Approve server licensing additions to Omnia Partners contract 2018011-02 in the amount of $145,525.84.

A.22 Information Technology - Microsoft Enterprise Agreement Renewal Contract #: 2018011-02
Approve Omnia Partners contract 2018011-02 in the amount of $627,909.45 over 3 years.

A.23 Procurement of Campbell Scientific CR-350 Dataloggers (Sole Source #2022-514)
Approve the purchase of 60 dataloggers ($59,400 per attached quote), which is in addition to 89 dataloggers purchased earlier this year ($79,299) under Campbell Scientific Sole Source Quote #2022-514. Board approval is requested at this time because the combined expenditure under Campbell Scientific Sole Source Quote #2022-514 will exceed the General Manager's signature authority limit of $100,000.

A.24 Professional Services Contract for Environmental Monitoring Assessment and Consulting Services at the Cypress Creek Wellfield, Contract No: 2022-052
Approve Professional Services Contract No. 2022-052 with the top-ranked firm, Pritchett Steinbeck Group Inc., for environmental monitoring and assessment services in the amount of $616,926.00.

A.25 Professional Services Contract for Environmental Monitoring Assessment and Consulting Services at the Morris Bridge Wellfield, Contract No: 2022-054
Approve Professional Services Contract No. 2022-054 with the top-ranked firm, Applied Ecology, Inc., for environmental monitoring and assessment services in the amount of $364,150.83.

A.26 Professional Services Contract for Environmental Monitoring Assessment and Consulting Services at the J.B. Starkey Wellfield, Contract No: 2022-053
Approve Professional Services Contract No. 2022-053 with the top-ranked firm, Earth Resources, Inc., for environmental monitoring and assessment services in the amount of $417,406.07.

A.27 Professional Services Contract for Environmental Monitoring Assessment and Consulting Services at the Five Northwest Hillsborough-area Wellfields, Contract No: 2022-055
Approve Professional Services Contract No. 2022-055 with the top-ranked firm, EcoHydrologix, LLC, for environmental monitoring and assessment services in the amount of $655,976.00.

A.28 Special Counsel Current Assignments and Purchase Orders
Approve initial purchase orders for Fiscal Year 2023 to continue special counsel assignments and authorize adjustments to these purchase orders within the approved legal services budget to accommodate changes in assignment activities and workload.

A.29 Fiscal Year 2022 Carry Forward and Transfers of Encumbered and Unencumbered Funds
Approve Fiscal Year 2022 requested carry forward funds and fund transfers.

A.30 Procurement Exceptions Vendor Limits
Approve, continuing procurement through the various procurement exceptions, with each listed vendor, and exceeding $100,000 in total spend, limited to the Board-approved fiscal year 2023 budget amounts.

A.31 Contract Renewals
Approve contract renewals.

Motion: Commissioner Eggers moved to Approve Receive and File. Vice Chair Smith seconded the motion.

Vote: The motion CARRIED by a vote of 8 - 0.

REGULAR AGENDA

B) GENERAL MANAGER & GENERAL COUNSEL

B.1 General Manager's Report
Receive Agency Status Report.

B.1 General Manager's Report Presentation

Chuck Carden, General Manager, provided an update on agency operations and outlook. Mr. Carden stated the agency delivered an average of 194.14 million gallons a day (mgd) to the member governments in August 2022 (15.9 mgd more than August 2021). The 12-month running average at the end of August for the Consolidated Water Use Permit was 80.55 mgd, and at the South-Central Hillsborough Regional Wellfield it was 26.21 mgd. The reservoir level was at approximately 11.34 billion gallons (or 73% full) on August 31. Since September 1, the reservoir was filled to over 14 billion gallons. Mr. Carden provided an update on the Brandon Booster Station. Tampa Bay Water and Hillsborough County staff continue to work together to develop additional pumping and transmission capacity to increase supply to South Hillsborough County. The permanent Brandon Booster Station will be online in 2024. To help meet increasing demands, a control valve was replaced at the Lithia Point of Connection (POC) in March, and the temporary pump station at the site of the Brandon Booster Station came online and operational on August 17. These two efforts resulted in the average delivery of 20.5 mgd to the Lithia POC and a net gain in flow of approximately 5 mgd. Since August

18, the South-Central Hillsborough Regional Wellfield has been averaging 20.63 mgd and it is anticipated to be under the permit limit by the end of this calendar year. Dialogue continues with Hillsborough County on the proposed short-term well option in South Hillsborough County. Discussions include a potential solution of converting Tampa Bay Water's existing test well to a production well that Hillsborough County can connect to which will provide approximately 2 mgd or more. Staff will continue discussions and provide updates to the Board. Next, Mr. Carden provided an update on the agency's recruitment efforts for the Human Resources Director. Introductory interviews took place in mid-August and second interviews are currently on-going.

B.2 An attorney-client discussion between the Board of Directors and legal counsel pursuant to Section 286.011(8), F.S., pertaining to Tampa Bay Water v. E.I. DuPont de Nemours and Company, et al., Case No. 2:20-ev-1867 RMG, United States District Court for the District of South Carolina, Charleston Division
Action arising out of the briefing session may be taken by the Board upon reconvening the regular Board meeting.

Agenda Item B.2 was deferred to the October or November Board meeting.

C) ACTION ITEMS

C.1 South Hillsborough Pipeline, CIP Projects No. 01610 and 01616 - Recommended Pipeline Route
Receive update and approve the selection of a recommended pipeline route for the South Hillsborough Pipeline.

Justin Fox, Engineering Manager, introduced the presentation on the South Hillsborough Pipeline, CIP Projects No. 01610 and 01616. Mr. Fox stated since 2019, Tampa Bay Water has been working closely with Hillsborough County on the pipeline route. To date, approximately 75 meetings have been held with Hillsborough County staff. At the August Board meeting, the Board postponed the selection of a pipeline route to allow Hillsborough County additional time to review the route studies and to meet with Tampa Bay Water staff and consultants for further discussion of the pipeline route. Consultants have reviewed the weighting of cost and non-cost criteria to put a greater emphasis on cost as the prices for the projects have escalated significantly. The top three consolidated routes are all viable and serve both the Lithia point of connection and the new point of connection and all three routes provide the same level of reliability and redundancy for any emergency scenarios as well as meeting the five factors of reasonable necessity for eminent domain, if required.

Southwest Florida Water Management District (SWFWMD) has approved up to $145 million for the South Hillsborough Pipeline project. SWFWMD notified Tampa Bay Water it would not allow for cost escalations for any of their co-funded projects. Several meetings were held with Hillsborough County staff to discuss this new information and to gather feedback from Hillsborough County regarding future points of connections, right-of-way considerations, etc. On September 8, 2022, Tampa Bay Water staff, Hillsborough County staff, and the consultants held an in-person field reconnaissance along all three consolidated routes. The consultants took feedback from the Board and Hillsborough County and developed two route options for consideration.

Mr. Fox turned the presentation over to Tom Brzezinski, consultant with Wade Trim. Mr. Brzezinski reviewed details on the route evaluation process used in establishing the recommended routes. Mr. Brzezinski turned the presentation over to Ken Broome, consultant from Stantec. Mr. Broome provided a summary of the evaluation and findings. He stated the orange route had the highest non-cost score, mainly in the categories of public inconvenience and safety and is the second lowest cost option. The pink and blue routes are further west and integrate better with Hillsborough County Utilities long-range planning, but the routes go through a highly urban corridor and have greater potential for cost uncertainty due to utility conflicts, future projects in the same corridor and impacts to residents and businesses. The blue route has the lowest cost estimate of the three consolidated routes. Mr. Broome then summarized two options for the board's consideration. Option 1 is what was presented last month; it is based on weighting cost at 25% and non-cost factors at 75%. Option 2 was developed to address cost concerns and it ranks the top three routes based on cost. In Option 1, the orange route is ranked highest, followed by the blue route and then the pink route. In Option 2, the blue route is ranked highest, followed by the orange route and then the pink route. Mr. Broome turned the presentation back to Mr. Fox for staff's recommendation for approval. Mr. Fox concluded the presentation by asking the board to select either Option 1 or Option 2 and to direct staff and consultants to move forward with the selected route option and bring back any changes to the Joint Project Agreement, if necessary, as a result of the route selection.

Commissioner Smith asked if the final design will still need to be decided upon. Mr. Fox stated yes, it's still in the early planning phase and this is selection of an overall route, not a commitment where the pipeline will be within the selected route. Commissioner Eggers asked about the impact to the rate based on the cost difference between the orange and blue routes. Christina Sackett, Chief Financial Officer, stated there is a less than a one cent difference in the impact to the uniform rate resulting from the selection of one route over the other two. Commissioner Eggers asked General Counsel to speak on the defensibility of each of the two routes. Barrie Buenaventura, General Counsel, stated all three routes are viable and defensible

from an eminent domain perspective. The orange route rose to the top of the top three alternatives based on the consultants' initial criteria. The blue route has the lowest estimated cost of the three top-ranked routes. Ms. Buenaventura stated the Board can exercise its discretion to select the blue route or the orange route based on the information provided by the consultants and staff. Commissioner Eggers asked if Option 2 is all cost driven in the ranking. Mr. Fox responded that Option 2 ranks the top three routes in order based on their estimated cost.

Commissioner Cohen stated the blue route also integrates best with Hillsborough County Utilities long-term planning and asked to have a Hillsborough County Utility staff member explain why they prefer the blue route. George Cassady, Hillsborough County Public Utilities, expressed concerns about having to flush more water with the orange route due to it being the longest of the three routes and the longer travel time for the water to reach the point of connection. Commissioner Eggers asked Tampa Bay Water staff or its consultants to speak about cost risk with the blue route and who would bear that risk. Mr. Broome explained there is greater potential for risk of unknowns due to more of the blue route being located in the right-of-way rather than easements. That may result in Tampa Bay Water having to move the pipeline in the future. Also, there is a possibility of finding existing pipes during construction that were not included in the record drawings which would require a change order by the contractor. Commissioner Eggers asked Mr. Cassady what the potential difference in flushing amounts are between the two routes. Mr. Cassady explained with several miles less of pipeline in the blue route the water would be fresher. Flushing is a normal activity, but the County does not want to flush more than needed. Chairman Oakley asked what the distance difference is between the orange and blue route. Mr. Cassady stated the blue route is approximately two miles shorter than the orange route.

Commissioner Starkey asked about safety concerns. Mr. Carden explained the safety concerns considered by the consultants are with construction, redirecting vehicle traffic, and pedestrians. Commissioner Starkey asked if there is a way to maintain ingress and egress to all neighborhoods during construction. Mr. Carden stated the next phase after a selection is made, the engineers will start the design process (along with public engagement) to finalize the route and to maintain access.

Council Member Hanewicz asked staff to expand on the issue of dedicated easements and how that impacts costs, eminent domain issues, and other issues. Mr. Fox stated it is agency policy to utilize dedicated easements, when possible, which helps to protect pipeline (i.e., relocating pipes) and allows the agency to have more control of what other utilities do near agency pipeline. The agency is looking at an easement of approximately 50 feet wide for a pipeline of this size. Commissioner Eggers asked about the likelihood of having to relocate

the pipeline (along the blue route). Mr. Cassady stated he is not aware of the Hillsborough County Public Works Department having any plans to expand roads along the blue route and Hillsborough County is willing to share the burden or shoulder the risk of pipeline relocation if it is within existing rights-of-way and there is a project that comes about that requires relocation or an adjustment of the alignment.

Commissioner Smith expressed her appreciation to the board and staff for giving Hillsborough County additional time to consider the routes. She addressed water quality concerns and comments received from the public and she echoed Mr. Cassady's commitment to work with Tampa Bay Water to make Hillsborough County right of way available wherever possible. In response to questions about how that commitment might be documented, Ms. Buenaventura stated that Hillsborough County staff and Commissioner Smith have expressed their intent for Hillsborough County to make right of way available and to bear the cost of moving the pipeline if it is located in right of way and it becomes necessary in the future to move the pipeline. That is not a binding commitment, but a binding commitment could be sought from the Hillsborough County Board of County Commissioners if there is a desire to do so.

Commissioner Smith asked the board to give additional weight to Hillsborough's concerns regarding flushing, future plans, right of way use, etc. given that the pipeline will be located in Hillsborough County and that Hillsborough County is responsible for paying for segment B of the pipeline.

Motion: Vice Chair Smith moved to Approve the selection of the Blue Route for Segment A for the South Hillsborough Pipeline and we'll take up Segment B after disposing of this motion. Commissioner Cohen seconded the motion.

Council Member Hanewicz asked staff or consultants to address the water quality issues that have been mentioned. Bobby Burchett, Black and Veatch, Integrated Program Manager for Tampa Bay Water, and system engineers. Mr. Burchett stated that with each pipeline route, Tampa Bay Water will be able to meet its Exhibit D water quality requirements regardless of which route is selected. Mr. Burchett noted that Hillsborough County will have an opportunity to adjust the water quality and the disinfectant residual before it goes into the county's distribution system. The consultant teams considered water quality issues when evaluating routes and with each of the three top-ranked routes, Tampa Bay Water will be able to meet its Exhibit D water quality requirements. Council Member Hanewicz asked if there are any differences in the water due to the length of pipeline that could change the water. Mr. Burchett described water age, potential loss of disinfectant residual, and methods for dealing with this. Mr. Cassady provided his input on these issues as well.

Vote: The motion CARRIED by a vote of 8 - 0.

Mr. Carden addressed issues relating to the Joint Project Agreement for segment B.

Motion: Councilman Miranda motioned to direct Tampa Bay Water staff to meet with Hillsborough County staff to revise the Joint Project Agreement if necessary and regarding the commitment from Hillsborough County to be responsible for the cost of moving the pipeline if necessary in the future. Commissioner Cohen seconded the motion.

Vote: The motion CARRIED by a vote of 8 - 0.

C.2 Supplemental Bond Resolution 2022-002 for Utility System Revenue Bonds, Series 2022
Approve the Resolution and delegation of authority to the General Manager.

Nicklas Rocca, PFM, provided a presentation on the Supplemental Bond Resolution 2022-002 for Utility System Revenue Bonds, Series 2022. Mr. Rocca reviewed the agency's current debt through Fiscal Year 2039 and the agency's upcoming capital improvement plan. The proceeds of the bonds will be used to finance approximately $130 million of capital projects to improve system assets and install new facilities required for system improvements and expansion. Next, he provided an overview of the first component of the Bonding program. Mr. Rocca turned the presentation over to Tom Giblin, Nabors Giblin Nickerson, P.A., bond counsel, to review the Resolution. Mr. Giblin stated the parameters of the Resolution do not exceed $135 million of bonds with true interest costs not to exceed 5.50 % and maximum underwriting discount of 0.4% of the par value. Mr. Giblin stated the final maturity date is 2052 and the Interlocal Agreement cannot be terminated until the bonds are satisfied or paid off. Upon Board approval and adoption, the Resolution will close by the end of October.

Commissioner Eggers asked Mr. Carden if there will be another water supply project included in the next three bond issuances. Ms. Sackett explained in the bigger issuances that come later, the agency has to have funds on hand when entering into contracts. The largest piece is for construction of the pipeline and construction of the Surface Water Treatment expansion. The water quality projects are included and will be at the discretion of the Board to move them down or to not do them at all, but that would be in the further issuances, probably not until 2027 or 2029. Commissioner Eggers asked if the bonds include a water supply project in the planning. Ms. Sackett responded that the Surface Water Treatment expansion is included in the bond funds. Council Member Hanewicz asked what the charge to the rate payers would be if the term was shorter. Mr. Rocca stated $.46 cent increase above what it would be if the debt was extended to FY2053. Council Member Hanewicz asked what the total amount and

impact would be. Ms. Sackett stated if the debt was extended 2052 with all four issuances, the highest impact on the uniform rate is $.78 cents. If the maturity was kept at 2038, the impact on the unform rate would be $1.24. Councilman Miranda inquired about interest-only payments.

Motion: Commissioner Eggers moved to Approve the Resolution and delegation of authority to the General Manager. Council Member Hanewicz seconded the motion.

Vote: The motion CARRIED by a vote of 7 - 1. Councilman Miranda noted nay.

D) PRESENTATIONS & REPORTS

D.1 Water Quality Update
Receive presentation.

Steve Fleischacker, Water Quality Senior Manager, provided an update on drinking water quality compliance and the regional water quality study progress. Mr. Fleischacker stated the water provided to the member governments continues to meet or is better than state and federal drinking water requirements. The agency's monthly compliance data are shared with Utility Directors and these data are discussed at the monthly Water Quality Working Group meetings. Mr. Fleischacker spoke on the importance of reducing total organic carbon (TOC) which enhances disinfection in the system and provides other water quality benefits. Seven draft reports or technical memoranda were provided to Utility Directors and their staffs as well as an executive summary for review and comment. He reviewed the project schedule, describing past and planned work sessions with member governments, and future update presentations that will be provided to the Board. Next, Mr. Fleischacker described recent study progress, which included completion of the conceptual designs, cost estimates, and a three-phase, 15-year implementation phasing plan for all proposed treatment locations.

Commissioner Eggers asked if Phase 1 will focus on all treatments. Mr. Fleischacker responded yes.

E) OTHER ADMINISTRATIVE MATTERS AND OLD BUSINESS

Chairman Oakley reminded Board Members it is time for the General Manager's annual review. A memorandum with review forms will be sent to Board Members and will be discussed at the October board meeting.

F) RECEIVE & FILE

F.1 Agency Division Activity Reports for August 2022
Receive and File.

F.2 Legal Services Budget Report for August 2022
Receive and File.

F.3 Legal Services Activity Report for August 2022
Receive and File.

F.4 Disposition of Fixed Assets through July 2022
Receive and File.

F.5 Comprehensive Check List with Delegated Check Approval Items for July 2022
Receive and File.

F.6 Potential True Up of Fixed Costs between Member Governments for July 2022
Receive and File.

F.7 Financial Statement - July 2022
Receive and File.

F.8 Management Statistic Report with Aged Accounts Receivable as of July 31, 2022
Receive and File.

F.9 Vendor's Status Reports for July 2022
Receive and File.

F.10 Investment Schedule for July 2022
Receive and File.

F) RECEIVE & FILE

Motion: Commissioner Eggers moved to Approve RECEIVE & FILE. Commissioner Starkey seconded the motion.

Vote: The motion CARRIED by a vote of 8 - 0.

ADJOURNMENT

The meeting adjourned at 11:27 a.m.

Attest: _____
Charles H. Carden, General Manager/Secretary

Date: _____

TAMPA BAY WATER
Supplying Water To The Region

AGENDA ITEM A.2

DATE: October 3, 2022

TO: Board of Directors

FROM: Charles H. Carden, General Manager

SUBJECT: Board Meeting Schedule for 2023 - *Approve*

SUMMARY

Each year the Board approves a calendar of meetings for the Regular Board Meetings and for review and adoption of the agency's Annual Budget.

SUGGESTED ACTION

Approve Board Meeting Schedule.

COST/FUNDING SOURCE

N/A

DISCUSSION

The attached calendar has been developed to reflect the Board's direction to meet more often than bi-monthly and to abide by the budget adoption requirements of the Interlocal Agreement.

Ten monthly meetings are being proposed to conduct the formal business of the agency that will commence in January 2023. In order to accommodate the busy, and sometimes conflicting, meeting schedules for the elected officials from six different jurisdictions who serve on our Board, Tampa Bay Water Board meetings are held on the third Monday of each month with the exception of the months of January, February and November when the meetings have been moved due to holidays and June and December when no meetings will be held.

In addition, Section 2.08 of the Amended and Restated Interlocal Agreement requires the adoption of the Tampa Bay Water Annual Budget prior to August 1 of each year. In order to meet that contractual requirement, a recommended budget is prepared and reviewed with the Board on a schedule that enables the Board to take formal action to approve a budget at its regularly scheduled May Board meeting.

Attachments (2)

2023 Board Meeting Schedule
Fiscal Year 2024 Budget Development Schedule

2023 Regular Board Meeting Schedule

JANUARY 23, 2023*

FEBRUARY 27, 2023*

MARCH 20, 2023

APRIL 17, 2023
(Budget Workshop)

MAY 15, 2023
(Budget Public Hearing)

A Board Meeting will not be held in June.

JULY 17, 2023

AUGUST 21, 2023

SEPTEMBER 18, 2023

OCTOBER 16, 2023

NOVEMBER 13, 2023*

A Board Meeting will not be held in December.

Note: Tampa Bay Water Regular Meetings are scheduled to begin at **9:30 a.m**. unless otherwise set by the Board. Any of the above dates can be used for workshops at the Board direction.

***The January meeting is scheduled on the fourth Monday of the month due to Martin Luther King holiday. The February meeting is scheduled on the fourth Monday of the month due to President's Day. The November meeting is scheduled on the second Monday of the month due to the Thanksgiving holiday.**

Fiscal Year 2024 Budget Development Schedule

December 12, 2022	"Fiscal Year 2024 Budget Kickoff" Budget packets distributed internally for officers and managers to meet and develop preliminary department budgets.
January 13, 2023	Fiscal year 2024 department budgets due in Central Budget Entry module by 5:00 p.m.
January 23-31, 2023	Finance meets with divisions and departments to review fiscal year 2024 budget requests.
February 1, 2023	Member Governments supply Tampa Bay Water with an updated Annual Report, in the form provided in Exhibit K of the Amended and Restated Interlocal Agreement.
February 10, 2023	Preliminary draft of Proposed Fiscal Year 2024 Budget distributed internally for review and comments by management and General Counsel.
February 20-24, 2023	General Manager meetings with Officers, Directors, and General Counsel to review division/department strategic plan tactics and any outstanding issues.
March 3, 2023	Distribute revised draft of Proposed Fiscal Year 2024 Budget with changes resulting from February meetings.
March 09, 2023	Executive Team meet to review Proposed Fiscal Year 2024 Budget, Strategic Plan, FY2024–FY2033 Capital Improvement Program Plan and any related outstanding issues.
March 16, 2023	Updated draft of Proposed Fiscal Year 2024 Budget document and FY2024-FY2033 Capital Improvement Program Plan prepared and distributed for final internal management review before external distribution.
March 27, 2023	The Proposed Fiscal Year 2024 Budget, including annual estimate, and the FY2024-FY2033 Capital Improvement Program Plan distributed to staff, Member Governments, and Board.
April 3-7, 2023	Individual meetings with Member Governments to discuss Proposed Fiscal Year 2024 Budget and FY2024-FY2033 Capital Improvement Program Plan.
April 15, 2023	Tampa Bay Water contractual annual estimate due (distributed in late March).
April 17, 2023	Board workshop - Board reviews the Proposed Fiscal Year 2024 Budget and the FY2024-FY2033 Capital Improvement Program plan and schedules a public hearing for budget approval on May 15, 2023.

Fiscal Year 2024 Budget Development Schedule (continue)

April 20-24, 2023	Executive Team meet to review any Board workshop requested changes, if applicable.
April 26, 2023	Distribute revised proposed Fiscal Year 2024 Budget with any changes from Board workshop for internal management review.
May 15, 2023	Public Hearing - Fiscal Year 2024 Budget and Fiscal Year 2024 of the Capital Improvement Program approved by the Board and FY2025-FY2033 of Capital Improvement Program plan accepted by the Board.
October 1, 2023	Uniform Rate for Fiscal Year 2024 becomes effective.
October 13, 2023	Fiscal Year 2023 post closing adjustment and reconciliation of fixed component to annual estimate distributed to members.

TAMPA BAY WATER
Supplying Water To The Region

AGENDA ITEM A.3

DATE: October 3, 2022

TO: Board of Directors

THRU: Charles H. Carden, General Manager

FROM: Michelle Stom, Chief of Staff/Chief Strategy Officer

SUBJECT: Tampa Bay Water Performance Dashboard Update - *Receive Report*

SUMMARY

The performance dashboard provides regular reports on agency overall performance to the Board of Directors and measures key performance indicators against water utility industry benchmarks from the American Water Works Association.

SUGGESTED ACTION

Receive Report.

COST/FUNDING SOURCE

N/A

DISCUSSION

Tampa Bay Water strives to continuously improve and become more efficient in operating and maintaining the water supply system and planning for the region's future drinking water needs. The agency assigned key performance indicators to the Strategic Plan goals for measuring performance. Tampa Bay Water staff recently updated the agency Strategic Plan and it was approved at the January 2022 Board Meeting. Staff is now reviewing the performance dashboard to determine if any performance measures should be updated based on the updated strategic plan.

Attachment (1)

Overall Performance Dashboard - October 2022

Tampa Bay Water Overall Performance Dashboard

DATE PREPARED: October 4, 2022

AVAILABLE CAPACITY

This indicator shows the gap between how much water the utility is permitted to use, the 12-month running average sustainable system capacity and the 12-month running average demand. Average demand should not exceed permitted capacity.

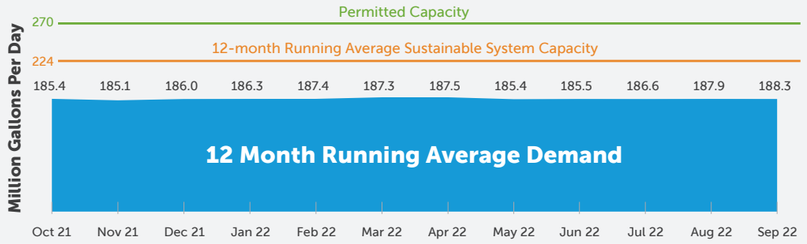

STAKEHOLDER OUTREACH FISCAL YEAR 2021

This indicator provides a measure of the utility's stakeholder outreach activities using the American Water Works Association's Stakeholder Outreach Index. A value is assigned by senior management to various categories of stakeholder outreach based on evidence that existed during the reporting period. Total scores can range from 0 to 12 and are presented as a percentage of the maximum possible score. Utilities should strive to be above the benchmark.

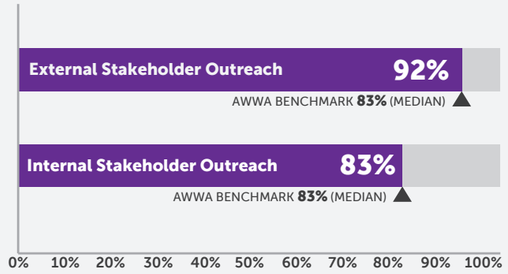

■ **Tampa Bay Water Score**

BOND RATING

The bond rating assigned by the three major rating services based on evaluations of the issuer's financial strength and ability to pay a bond's principal and interest in a timely fashion.

■ **Tampa Bay Water Rating**

Bond Rating			Rating Category	AWWA Benchmark % of Utilities in Rating Category
Moody's	S&P	Fitch		
Aaa	AAA	AAA	Prime	28%
Aa1	AA+	AA+	High grade	63%
Aa2	AA	AA		
Aa3	AA-	AA-		
A1	A+	A+	Upper medium grade	9%
A2	A	A		
A3	B	A-		
Baa 1 2 3	BBB+/-	B+/-	Lower medium grade	0%

MEETING PROJECTED RESERVOIR LEVELS

This indicator provides a measure of the reliability of the utility's forecasted reservoir use.

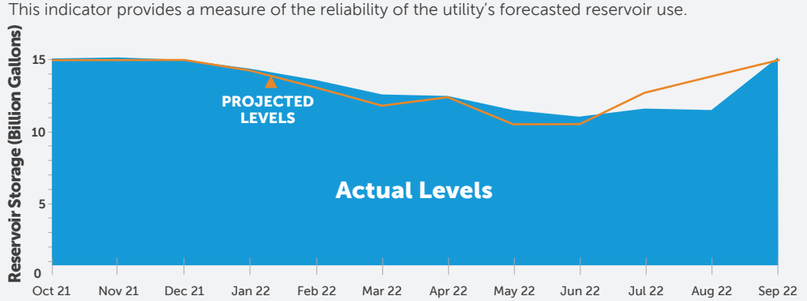

ENERGY CONSUMPTION

This indicator quantifies the energy consumed to supply potable water on an annual basis normalized by water demand in million gallons per day. Utilities should strive to be below the benchmark.

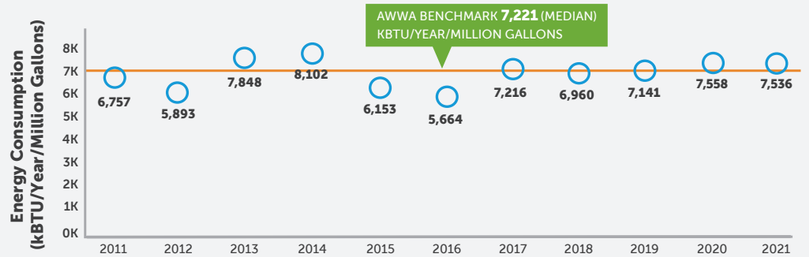

RESERVE FUNDS BALANCE

CURRENT AS OF AUGUST 2022

This indicator tracks the utility's reserve fund balances against their contractual- or policy-based minimums.

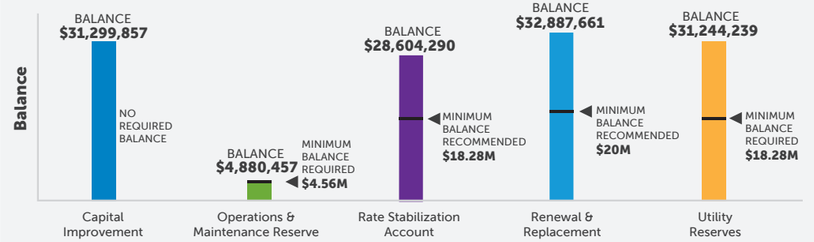

PLANNED MAINTENANCE TIME

This indicator provides a measure of the time spent on planned maintenance shown as a percent of total maintenance time. Utilities should strive to be above the benchmark.

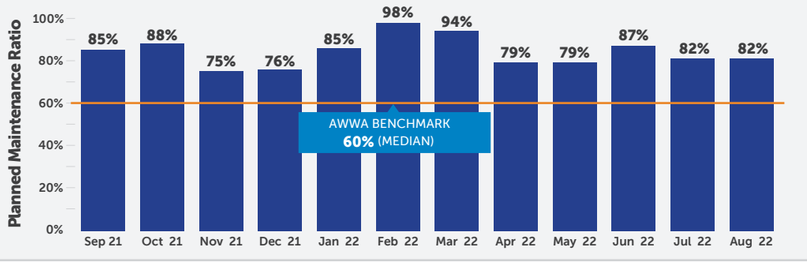

OPERATING COST OF WATER

This indicator provides a measure of total operating costs of water services per million gallons of water. Utilities should strive to be below the benchmark.

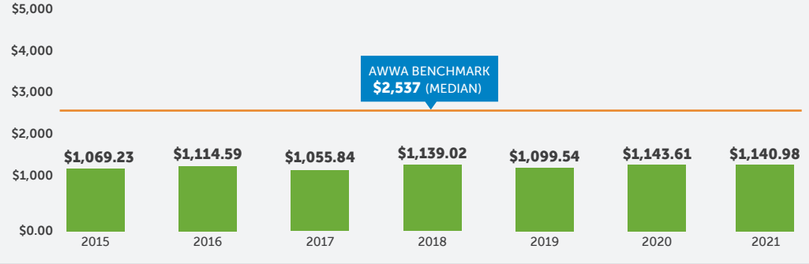

OPERATING WITHIN BUDGETS AS FORECASTED

CURRENT AS OF AUGUST 2022

This indicator provides a measure of the utility's ability to operate within budget forecasts.

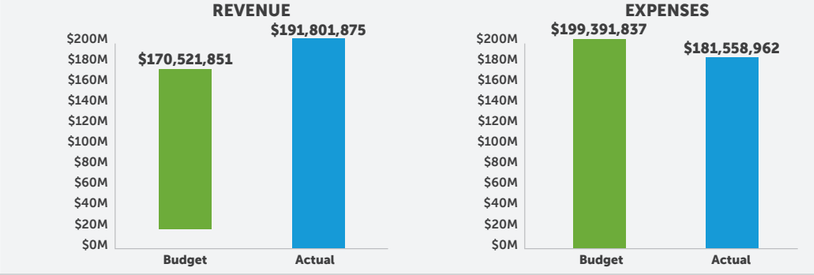

COMPLIANCE

CONSOLIDATED WATER USE PERMIT

This indicator provides the 12-month running average for groundwater used from our 10 consolidated wellfield. Average should not exceed 90 million gallons per day.

PERMIT LIMIT: **90 MILLION GALLONS PER DAY** ANNUAL AVERAGE

77.29 MILLION GALLONS PER DAY

SAFE DRINKING WATER ACT COMPLIANCE

This indicator quantifies the percentage of time each year that the utility meets all Safe Drinking Water Act standards.Utilities should strive to be at the benchmark.

AWWA BENCHMARK **100%** (MEDIAN)

100%

OPTIMIZED STAFF LEVELS (CURRENT AS OF (CURRENT AS OF JUNE 2022)

CURRENT FILLED POSITIONS

The indicator provides a measure of filled, full-time positions shown as a percentage of total positions.



EMPLOYEE TURNOVER FISCAL YEAR 2022 YEAR-TO-DATE

This indicator quantifies the rate of employee departures. Utilities should strive to be below the benchmark at the end of the reporting period.

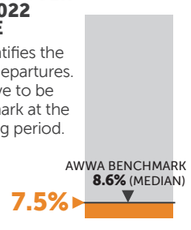

RETIREMENT ELIGIBILITY

This indicator is an estimated percentage of full-time equivalent employees who are eligible for retirement in the next 5 years (2027).

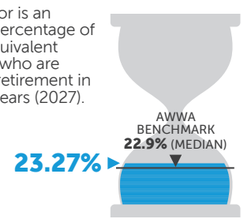

SAFETY AND SECURITY 2022

RECORDABLE INCIDENTS

This indicator is the total recordable incident rate normalized for any size organization using the total hours worked by employees. Utilities should strive to be below the benchmark.

AWWA BENCHMARK **3.9** (MEDIAN)

1.6

NEAR MISSES

This indicator measures the number of unsafe situations or conditions where no personal injury was sustained and no property was damaged, but where, given a shift in time or position, injury or damaged property could have occurred. Utilities should strive to be below the benchmark.

AWWA BENCHMARK **1** (MEDIAN)

1

AWWA benchmarks are based on results from participating utilities in the 2019 Utility Benchmarking Study. Participating utilities include retail entities with factors not relevant to wholesale utilities like Tampa Bay Water. There will never be a perfect utility-to-utility comparison but the benchmarks support utilities in meeting their obligations to safegaurd public health, ensure adequate and reliable supplies and provide efficient services to customers and the environment.

TAMPA BAY WATER
Supplying Water To The Region

AGENDA ITEM A.4

DATE: September 1, 2022

TO: Board of Directors

THRU: Charles H. Carden, General Manager

FROM: Christina Sackett, Chief Financial Officer

SUBJECT: 2020 Management and Performance Audit Task Report - *Receive Report*

SUMMARY

The attached report details the status of the task-related recommendations from the 2020 Management and Performance Audit.

SUGGESTED ACTION

Receive Status Report.

COST/FUNDING SOURCE

N/A

DISCUSSION

A tracking process for the task-related recommendations of the 2020 Management and Performance Audit that facilitates verification and promotes accountability is a priority for the Agency.

The attached task report includes the task description, status, timing and status notes or final outcome for completed tasks.

BACKGROUND

At the August 2020 Board meeting, the Board was presented the results of the 2020 Management and Performance Audit, performed by CliftonLarsonAllen, LLP and management's initial response to the 38 main and sub-part audit recommendations.

The Board received a presentation on follow-up activities from the Board's three workshops and a plan for tracking and reporting on the 2020 Management and Performance Audit recommendations to the Board monthly.

Attachments (1)

2020 Management and Performance Audit Task List - October 2022

2020 Management & Performance Audit Tasks - Recommendation #	Status	Target Date	Task Leader(s)	Completed Date	Status Notes/Final Outcome
Implement mechanisms to ensure compensation increases, performance ratings do not lead to gender or racial inequities - 11	Completed	Sep-20	Robbie Kety Christina Sackett	9/25/20	Analysis of ratings by gender and race performed with FY20 Performance Evaluations & Merit Program
Institutionalize the periodic execution of Board retreats and workshops - 1	Completed	Dec-20	Michelle Stom	12/14/20	Held three Board workshops, conducted SWOT analysis and identified key areas for consideration in strategic planning, presented report to Board December 2020 (G2); annual board workshops will be scheduled to review agency strategic and tactical plans once the current strategic plan update is completed (First workshop proposed for January 2023).
Create a formal and documented succession plan - 10	Completed	Dec-20	Robbie Kety	12/14/20	2020 Agency Succession Plan presented to Board December 2020 (G3)
Take specific actions and implement tracking process for 2020 Management and Performance audit task-related recommendations - 38	Completed	Mar-21	Christina Sackett	3/5/21	The first status report on task-related recommendations provided to the Board in March 2021. This report will continue monthly until all task-related recommendations have either been determined to not implement or have been completed.
Allow electronic approvals during the workflow routing of bids/contracts to reduce cycle time by implementing the Munis Bid Management and Vendor Self Service modules within the Agency's financial system. - 24	Completed	Apr-21	Christina Sackett Teresa Collins	4/28/21	Staff started using Adobe Sign for electronic approvals during the workflow routing of bids and contracts when staff started teleworking due to COVID-19. Implementation of the Munis Bid Management and Vendor Self-Service modules had begun but ran into issues regarding functionality. Implementation of these two modules has been halted as they are being replaced with different modules in the next Munis version. Staff will continue to use Adobe Sign for electronic signatures to reduce cycle time.
Take actions to ensure fulfillment of the Planner/Scheduler responsibilities - 20	Completed	Jun-21	Jack Thornburgh Robbie Kety	6/7/21	Maintenance Planner/Scheduler job description updated, posted position and candidate hired, started work 6/7/21.
Develop a Job Description for General Manager position - 15	Completed	Jun-21	Robbie Kety Board	6/21/21	As part of the 2021 General Manager recruitment process, the GM's job description was developed and Board approved June 2021 (E1).
Consider the creation of a "Government Affairs" position - 2	Completed	Oct-21	Michelle Stom	10/11/21	Government Affairs Program Manager started 10/11/21.
Use more appropriate methodology to analyze and interpret employee surveys - such as 7-point Likert scale - 16	Completed	Dec-21	Michelle Stom Robbie Kety	12/10/21	Employee survey developed using Likert scale. Sent and completed by employees in November/December 2021. Results currently under review by the Human Resources Director and the Executive Team.
Improve communications with Utility Directors - 5	Completed	Jan-22	Chuck Carden Jack Thornburgh	1/18/22	Quarterly Utility Director meetings are held that include both draft agendas and draft meeting summaries for review and input from the Member Governments before finalizing. At the August 4, 2020 Utility Director meeting, staff sought feedback on specific opportunities to improve communications with the group. The Utility Directors requested Board agenda items be provided and discussed with each member government in advance of board member briefings and for a central portal to access agendas, minutes and other materials from other Agency meetings where Member Government staff attend. Agency Board Agenda Page Turn meetings are now held with Utility Directors ten days prior to the Board meetings, to brief and discuss each agenda item. A Sharefile folder, for a central portal, has been created, with folders set up for each committee/working group the agency has with our members and other external staff. Final meeting agendas, meeting notes/minutes, documents, etc.for 2021 have been entered into the folders. ShareFile access was provided to the member government participants on January 18, 2022.
Take specific actions and implement tracking process for 2020 Management and Performance audit strategy related recommendations - 38	Completed	Jan-22	Michelle Stom	1/24/22	Strategy related recommendations were evaluated and incorporated into the Tampa Bay Water Strategic Plan - 2022-2027. The plan was approved by the Board at its January 24, 2022, meeting.
Evaluate governance of information systems and technology; hire executive leader - 28	Completed	Jan-22	Chuck Carden Robbie Kety	1/31/22	IT Director started 1/31/22.
Establish a clear purpose for the manager meetings - 2	Completed	Jul-22	Executive Team	4/19/22	The agency's leadership/management team meets quarterly to: 1) discuss and understand the general manager's and agency's overall strategic direction, priorities and key initiatives, 2) receive presentations and discuss agency key initiatives and programs, 3) receive management and leadership trainings, and 4) discuss departmental efforts that affect the agency as a whole. A smaller strategic leadership group will meet bi-monthly starting summer 2022 to discuss progress toward achieving the agency's strategic plan goals.
Measure total costs of operations, scalability, reliability, redundancy and security of locating primary and secondary servers into 3rd party Tier 4 hosted data centers - 32	Completed	Jun-22	Casey LaLomia Bruce Pacheco	4/25/22	We have completed moving key backup infrastructure to a 3rd party high availability data center located outside our region. This implementation provides geographical diversity and increased reliability for key parts of our enterprise IT environment.
Public Affairs Division should prioritize the initiatives in the Employee Communication Plan - 4	In-Progress	May-22	Michelle Stom Brandon Moore	6/16/22	Current Employee Communications Plan prioritization completed; Current Employee Communications Plan drafted to reflect the new strategic plan priorities; Executive Team endorsed.
Develop standard operating procedures to document federal, state and local grant cycles from pre-award to post-award - 37	Completed	Jun-22	Michelle Stom Christina Sackett Maribel Medina	7/15/22	Finance, Public Affairs and Project Management developed a funding plan and standard operating procedures for agency pursuit of grant funding. The Funding Team and legislative consultants are meeting to review capital improvement projects to determine what projects and/or programs the agency will seek funds for in the upcoming sessions or funding year. The Funding Team and legislative consultants will meet at lease annually for review, but will also meet when new opportunties arise.
Create a mechanism to capture action items to incorporate into the strategic plan - 3	In-Progress	Jun-22	Executive Team		This process will be formalized in the performance measurement effort currently in progress.

2020 Management & Performance Audit Tasks - Recommendation #	Status	Target Date	Task Leader(s)	Completed Date	Status Notes/Final Outcome
Evaluate and document agency's Disaster Recovery Plan - 31	In-Progress	Jun-22	Casey LaLomia		Walk though of the IT Disaster Recovery Plan with the core IT team was completed on 3/28/2022 and identified several updates that are needed. We are in process of incorporating plan changes resulting from implemetion of a hosted co location facility specifically for enterpise disaster recovery. We are also in process of developing enhanced disaster recovery capabilities for the SCADA environment and these improvements will be incorporated into an updated Disaster Recovery Plan.
Conduct mid-level manager survey regarding advancing Agency mission and potential areas of concern - 2	In-Progress	Jul-22	Executive Team		Mid-level managers and all staff are being included in the strategic planning process and are being asked to provide feedback and endorsement at every step. Once strategic plan completed a survey will be completed.
Limit the number of P-Cards to essential staff - 23	In-Progress	Sep-22	Christina Sackett Teresa Collins		Agency is participating in The National Association of Purchasing Card Professionals (NAPCP) p-card versus purchase order cost analysis study to be completed by March 2022. This study along with NAPCP p-card best practices will help in evaluating the number of p-cards and determine the need for any additional standard operating procedures.
Use data analytics software to ensure that all employee purchases on a P-Card are for a valid business purpose - 23	In-Progress	Sep-22	Christina Sackett Teresa Collins		Currently all p-card transactions are reviewed for business purpose and budget by staff. Staff is working with the agency's p-card vendor, JPMorgan, to evaluate additional analytic capabilities that are included with their program. Staff has had preliminary discussions with other entities using p-cards regarding any data analytic software they use and the capabilities and costs. Discovering that this type of software is often used when an entity has several thousand transactions a week, largely due to the costs and the agency currently has around 500 transactions a month.
Evaluate agency's telecom services - 36	In-Progress	Sep-22	Casey LaLomia Bruce Pacheco		A solution provider has been selected for this effort. A project plan for the implementaion of replacement telephony capbilites is in progress.
Periodically revisit the purpose, relevance, participants, frequency, and alignment with the strategic plan of the Agency's cross-functional teams - 3	In-Progress	Annually beginning FY 2023	Executive Team		With the approval of the agency strategic plan, an evaluation of cross-functional teams will take place as part of the performance measurement efforts.
Complete Employee Handbook - 14	In-Progress	Dec-22	Michelle Stom		The Personnel Rule Manual is being reviewed for updates relative to changes in the laws and/or changes in general operation of the Agency. Employment Counsel has provided edits and comments on the Employee Handbook. Revised Employee Handbook with Executive Team for review and approval.
Evaluate inventory of custom applications versus off the shelf applications - 29	In-Progress	Dec-22	Casey LaLomia		Custom applications have been reduced by 61% over the past five years. A SOP will be developed to evaluate custom applications, which should include conducting a cost-benefit analysis to determine the future of the application (taken offline, changed to an off-the-shelf program or continue in-house).
Continue developing rigorous Standard Operating Procedures (SOPs) around IT infrastructure and assets. Consider hiring 3rd party to help with documentation - 30	In-Progress	Dec-22	Casey LaLomia		IT contracted technical writer is drafting Standard Operating Procedures (SOPs) according to a prioritized list. The IT Disaster Recovery Plan revisions are in progress. An SOP documenting our onbrding and offborsading process has been compelted.
Explore automating employee data transfer functions/evaluate potential solutions to track performance, compensation and training information - 12	In-Progress	Sep-23	Michelle Stom		In 2018, the Agency commenced using NEOGOV as a recruitment platform. In 2020, the Agency contracted with NEOGOV for Perform and Onboard. The Agency used NEOGOV for the FY21 performance evaluations. Evaluating NEOGOV versus other systems for training, tracking CPE and licensing. Transitioning over to NEOGOV for training, still evaluating systems for tracking CPE, licensing and compensation.
Establish a formal approach to track and monitor CPE and licensing within MUNIS or NEOGOV - 13	In-Progress	Sep-23	Michelle Stom Christina Sackett		Training Coordination Team and IT held a session to review NEOGOV Train capabilities and were impressed with the program. Transitioning over to NEOGOV for training, still evaluating system for monitoring CPE and licensing.
Add early payment discounts as part of the standard payment terms in procuring vendor contracts - 25	In-Progress	Sep-23	Christina Sackett Sandro Svrdlin		Staff successfully tested the process in Munis without any issues. A policy and procedure will be developed and payment terms will be updated to reflect any early payment discount terms in new contracts.
Develop a Formal Mechanism to Track Contractor's Performance - 26	Not Yet Started	Sep-23	Christina Sackett Teresa Collins		On hold, pending purchase and implementation of procurement software and possible integration with Munis.
Obtain Service Organization Controls (SOC) report for IT service providers and review reports for internal controls - 34	Not Yet Started	Sep-23	Casey LaLomia Nathan Sprunger		A Service Organization Controls (SOC) report is a way to verify that an organization is following some specific best practices related to finances, security, processing integrity, privacy and availability. The reports are created and validated by third-party auditors and are built to provide independent assurance and to help customers understand any potential risks involved in working with the organization evaluated. A standard operating process for obtaining SOC reports will be developed and different products will be evaluated to assist the agency achieve a comprehensive secure supply chain program.
Consider engaging an independent consultant that specializes in electric utility bill reviews - 22	Not Implementing	N/A	Jack Thornburgh	N/A	The agency runs monthly audits on each bill to identify any issues upon receipt of the invoice. If issues are identified, staff follows up with energy provider to resolve issues. Annually, staff coordinates with three energy providers to determine if better tariffs can be applied to existing accounts/facilities. If energy provider proposes an alternative rate, staff analyzes the facility's planned operations for the next twelve months to evaluate if rate change will be beneficial.

TAMPA BAY WATER
Supplying Water To The Region

AGENDA ITEM A.5

DATE: October 3, 2022

TO: Board of Directors

THRU: Charles H. Carden, General Manager

FROM: Michelle Stom, Chief of Staff/Chief Strategy Officer

SUBJECT: Legislative and Grant Funding Program Update - *Receive Report*

SUMMARY

The regular 2022 Florida Legislative Session began on January 11, 2022, and ended on Monday, March 14, 2022, and legislative work continues year-round at the federal level. The Board approved the 2022 Legislative Program Goals & Priorities at its November 2021 Board meeting, and the Legislative Team continues to work under the framework of those goals and priorities. This item provides an update on current legislative team efforts at both the state and federal levels.

SUGGESTED ACTION

Receive Status Report.

COST/FUNDING SOURCE

N/A

DISCUSSION

Federal and state legislation can significantly impact the cost of producing water and meeting regulatory requirements. Providing input on potential legislation and regulations that could pose additional costs has become increasingly important as Tampa Bay Water continues to focus on operating its system efficiently and cost-effectively. The State Legislative Session for 2022 concluded in March. At the federal level, the agency's consultant and staff continue to monitor and track federal legislation and

regulations that could provide funding or impact to Tampa Bay Water. A Federal Tracking Report (attached) ensures that bills filed that could impact Tampa Bay Water have been identified and analyzed. Strategies to engage in the legislative process to ensure that Tampa Bay Water's priorities are met are being developed consistent with the Board-approved 2022 Legislative Program Goals & Priorities.

BACKGROUND

The Tampa Bay Water Board created a unique water system that includes three diverse water sources. Tampa Bay Water's story is a model for other regional water systems. The agency continues to reach out to stakeholders such as the Florida Legislature and the Federal Congressional Delegation to provide knowledge and assistance on water policy. Staff also provides input and assistance to state and regional officials and regulatory agencies by providing expertise on water supply policies, water management history and needs, and technical topics.

Attachments (1)

Federal Legislative Tracker - September 2022

Possible Funding Sources

HR 1352 Water Affordability, Transparency, Equity, and Reliability Act of 2021

Sponsor: House- Rep. Lawrence, Brenda L. [D-MI-14]

Summary: This Bill increases funding for water infrastructure, including funding for several programs related to controlling water pollution or protecting drinking water. Specifically, it establishes the Water Affordability, Transparency, Equity, and Reliability Trust Fund. The fund may be used for specified grant programs. The bill increases the corporate income tax rate to 24.5% to provide revenues for the fund. In addition, the bill revises requirements concerning the clean water state revolving fund (SRF) and the drinking water SRF. It also creates or reauthorizes several grant programs for water infrastructure.

Potential Impact to Tampa Bay Water: This Bill could have a direct impact on Tampa Bay Water by creating a permanent new source of federal funds for water infrastructure.

Status: The Bill was referred to the House Subcommittee on Conservation and Forestry.

HR 1848 - "LIFT America Act"

Sponsors: Rep Pallone (D-NJ-6)

Summary: This Bill establishes several programs and incentives to modernize the nation's communications, drinking water, energy, transportation, health care, and other related infrastructure. In addition, it supports drinking water programs, including the drinking water state revolving fund program. Further, it provides grants to treat perfluoroalkyl or polyfluoroalkyl substances (commonly referred to as PFAS) in drinking water and to replace lead service lines.

Potential Impact to Tampa Bay Water: This Bill would have direct impact on Tampa Bay Water by creating new funding streams. Most of the concepts in this Bill were incorporated into the Infrastructure Investment and Jobs Act, which is now law.

Status: This Bill was referred to the Committee on Energy and Commerce, in addition to the Committees on Transportation and Infrastructure, Natural Resources, Science, Space, and Technology, Ways and Means, Education and Labor, Agriculture, and Oversight and Reform.

HR 2979- Water Infrastructure Sustainability and Efficiency Act or the WISE Act

Sponsors: Rep. Garamendi, John [D-CA-3]

Summary: This Bill allows certain federal water infrastructure loans to have maturity dates of up to 55 years. For a secured loan for a water infrastructure project with a useful life of more

than 35 years, the final maturity date of the loan shall be no later than the earlier of (1) 55 years after the project's substantial completion, or (2) the useful life of the project. Currently, the latest possible maturity date for this type of loan is 35 years from the project's substantial completion.

Impact to Tampa Bay Water: This Bill changes the terms of federal infrastructure loans that Tampa Bay Water could possibly qualify for.

Status: The Bill was referred to the Subcommittee on Water Resources and Environment, the Committee on Transportation and Infrastructure, and the Committee on Energy and Commerce.

HR 3282- Drinking Water Funding for the Future Act of 2021

Sponsors: Rep. McKinley, David B. [R-WV-1]

Summary: This Bill reauthorizes through FY2026 several drinking water programs, such as programs concerning efforts to assess risks to community water systems, deploy innovative water technologies, enforce compliance with standards under the Safe Drinking Water Act, monitor unregulated drinking water contaminants, assist water systems through the drinking water state revolving fund, protect source waters, test water quality in small and disadvantaged communities, and reduce lead in drinking water.

Impact to Tampa Bay Water: Most of the ideas in this Bill were incorporated into the Infrastructure Investment and Jobs Act. This could be an avenue for Tampa Bay Water to get funding.

Status: A hearing was held before House Energy and Commerce Subcommittee on Environment and Climate Change. It has been referred to House Transportation and Infrastructure Committee and the House Energy and Commerce Committee.

HR 3684 - Infrastructure Investment and Jobs Act of 2021 (Bi-Partisan Infrastructure Bill)

Sponsors: Rep. DeFazio, Peter A. [D-OR-4]

Summary: This Bill addresses provisions related to federal aid for highway, transit, highway safety, motor carrier, research, hazardous materials, and rail programs of the Department of Transportation (DOT). It also creates funds for wastewater and drinking water infrastructure through the Department of Environmental Protection. Among other provisions, the bill: extends FY2021 enacted levels through FY2022 for federal-aid highway, transit, and safety programs; reauthorizes for FY2023-FY2026 several surface transportation programs, including the federal-aid highway program, transit programs, highway safety, motor carrier safety, and rail programs; addresses climate change, including strategies to reduce the climate change impacts of the surface transportation system and a vulnerability assessment to identify opportunities to enhance the resilience of the surface transportation system and ensure the efficient use of federal resources; revises Buy America procurement requirements for highways, mass transit, and rail; establishes a rebuild rural bridges program to improve the

safety and state of good repair of bridges in rural communities; implements new safety requirements across all transportation modes; and directs DOT to establish a pilot program to demonstrate a national motor vehicle per-mile user fee to restore and maintain the long-term solvency of the Highway Trust Fund and achieve and maintain a state of good repair in the surface transportation system.

Impact to Tampa Bay Water: This Bill creates multiple new funding opportunities for Tampa Bay Water's capital improvement projects.

Status: The Bill has been passed and is now Public Law No: 117-58.

HR 5376 - Build Back Better Act

Sponsors: Rep. Yarmuth, John A. [D-KY-3]

Summary: This Bill will provide additional funding streams not considered in the Infrastructure Investment and Jobs Act in the Senate from the House's version.

Impact to Tampa Bay Water: If this Bill passes, it could produce more funding sources for future CIP's.

Status: A motion to reconsider was laid on the table in the House.

HR 6229 - To amend title 54, United States Code

Sponsors: Rep. Mast, Brian J. [R-FL-18]

Summary: This Bill authorizes the Secretary of the Interior to make financial assistance to states under the Land and Water Conservation Fund available for water quality projects.

Impact to Tampa Bay Water: Should this Bill pass, it could create a new funding opportunity for certain projects.

Status: The Bill was referred to the House Committee on Natural Resources.

S 479 - Lifting Our Communities through Advance Liquidity for Infrastructure Act or the LOCAL Infrastructure Act

Sponsors: Sen. Wicker, Roger F. [R-MS]

Summary: This Bill reinstates tax provisions relating to advance refunding bonds. An advance refunding bond is a tax-exempt bond issued by a state or municipality to refinance or consolidate existing bond obligations.

Impact to Tampa Bay Water: This Bill could affect how Tampa Bay Water works with some bonds**.**

Status: The Bill has been read twice and referred to the Committee on Finance.

S 914 - Drinking Water and Wastewater Infrastructure Act of 2021

Sponsors: Sen. Duckworth, Tammy [D-IL]

Summary: A Bill to amend the Safe Drinking Water Act and the Federal Water Pollution Control Act to reauthorize programs under those Acts.

Impact to Tampa Bay Water: This Bill was largely encompassed in the Infrastructure Investment and Jobs Act. It continues funding programs through the State Revolving Fund.

Status: Senator Carper from Committee on Environment and Public Works filed a written report. Report No. 117-20. Received in the House.

S 3282/ HR 6088 - Water Infrastructure Modernization Act of 2021

Sponsors: Sen. Kelly, Mark [D-AZ]

Summary: A Bill to amend the Federal Water Pollution Control Act and the Safe Drinking Water Act to authorize grants for smart water infrastructure technology.

Impact to Tampa Bay Water: This Bill will establish a possible funding option for technology projects.

Senate Status: The Bill was read twice and referred to the Committee on Environment and Public Works.

House Status: The Bill was referred to the House Committee on Energy and Commerce.

HR 6771/ S 3676 – South Florida Ecosystem Enhancement Act of 2022

Sponsors: Rep. Gimenez, Carlos A. [R-FL-26]; Sen. Rubio, Marco [R-FL]

Summary: A bill to amend the Federal Water Pollution Control Act to reauthorize the South Florida Geographic Program, and for other purposes.

Impact to Tampa Bay Water: This Bill will establish a possible funding option to carry out projects to monitor, enhance, or restore water quality, wetlands, aquatic ecosystems, or marine habitat.

House Status: The Bill was referred to the Subcommittee on Water Resources and Environment.

Senate Status: The Bill was read twice and referred to the Committee on Environment and Public Works.

HR 7847/ S 4279 – Water Efficiency, Conservation, and Sustainability Act of 2022

Sponsors: Rep. McNerney, Jerry [D-CA-9] Sen. Padilla, Alex [D-CA]

Summary: Establishes a grant to increase efficiency and conservation in public water systems, and for other purposes.

Impact to Tampa Bay Water: This Bill could create a funding opportunity for projects concerning conservation in our system.

House Status: The Bill was referred to the House Energy and Commerce Committee.

Senate Status: The Bill was read twice and referred to the Senate Committee on the Environment and Public Works.

HR 8127- Reauthorization of the Water Infrastructure Finance and Innovation Act of 2014

Sponsors: Rep. Schrier, Kim [D-WA-8]

Summary: The Bill reauthorizes the WIFIA program.

Impact to Tampa Bay Water: This Bill provides a possible source of low interest loans for Tampa Bay Water infrastructure projects.

House Status: The Bill was referred to the House Subcommittee on Water Resources.

Miscellaneous

HR 2202 - Fracturing Responsibility and Awareness of Chemicals Act of 2021

Sponsors: Rep. DeGette, Diana [D-CO-1]

Summary: The Bill gives the Environmental Protection Agency (EPA) the authority to protect groundwater sources (e.g., wells) from certain pollution risks posed by fracking operations. The Bill also establishes requirements for disclosing the chemicals intended for use in fracking operations as well as the chemicals actually used in the operations. If the proprietary chemical formulas of chemicals used in fracking operations are necessary for treatment in medical emergencies, then the operations must disclose the formulas or the specific chemical identities of trade secret chemicals to the state, the EPA, or the treating physicians or nurses upon request, regardless of whether written statements of need or confidentiality agreements have been provided.

Impact to Tampa Bay Water: The Bill does not have a direct impact on Tampa Bay Water but is of interest as it could impact source water quality.

Status: The Bill has been referred to the House Committee on Energy and Commerce.

HR 2467 - PFAS Action Act of 2021

Sponsors: Rep. Dingell, Debbie [D-MI-12]

Summary: The Bill directs the Environmental Protection Agency (EPA) to designate the PFAS perfluorooctanoic acid (PFOA) and perfluorooctanesulfonic acid (PFOS) as a hazardous substance under the Comprehensive Environmental Response, Compensation, and Liability Act of 1980, thereby requiring remediation of releases of those PFAS into the environment. Within five years, the EPA must determine whether the remaining PFAS should be designated as hazardous substances. The EPA must also determine whether PFAS should be designated as toxic pollutants under the Clean Water Act. If PFAS are designated as toxic, then the EPA must establish standards to limit discharges of PFAS from industrial sources into waters of the United States. In addition, the EPA must issue a national primary drinking water regulation for PFAS that, at a minimum, includes standards for PFOA and PFOS. Among other requirements, the EPA must also issue a final rule adding PFOA and PFOS to the list of hazardous air pollutants, test all PFAS for toxicity to human health, and regulate the disposal of materials containing PFAS. Finally, the bill provides incentives to address PFAS, such as grants to help community water systems treat water contaminated by PFAS.

Impact to Tampa Bay Water: Many of the ideas in this Bill were included in the Infrastructure Investment and Jobs Act.

Status: The Bill was received in the Senate and read twice, then referred to the Committee on Environment and Public Works.

HR 2751/S 1334 - PFAS Accountability Act of 2021

Sponsors: Rep. Suozzi, Thomas R. [D-NY-3]; Sen. Gillibrand, Kirsten E. [D-NY]

Summary: The Bill amends the Toxic Substances Control Act to codify a federal cause of action and a type of remedy available for individuals significantly exposed to per- and polyfluoroalkyl substances, and it encourages research and accountability for irresponsible discharge of those substances.

Impact to Tampa Bay Water: This Bill is of interest only as it could create a cause of action against polluting companies.

House Status: The Bill was referred to the Committee on Energy and Commerce, and to the Committee on the Judiciary.

Senate Status: The Bill was read twice and referred to the Committee on Environment and Public Works.

HR 3267/S 2406- To Amend the Safe Drinking Water Act

Sponsors: Rep. Boyle, Brendan F. [D-PA-2]; Sen. Gillibrand, Kirsten [D-NY]

Summary: To amend the Safe Drinking Water Act to require the Administrator of the Environmental Protection Agency to publish a maximum contaminant level goal and promulgate a national primary drinking water regulation for total per- and polyfluoroalkyl substances.

Impact to Tampa Bay Water: The EPA is already pursuing some of these initiatives. This would codify them. As this would affect regulation and production, it would directly impact Tampa Bay Water.

House Status: A hearing was held before House Energy and Commerce Subcommittee on Environment and Climate Change.

Senate Status: The Bill was read twice and referred to the Committee on Environment and Public Works.

HR 3286 - Emergency OASIS Act

Sponsors: Rep. Ruiz, Raul [D-CA-36]

Summary: This Bill amends the Safe Drinking Water Act to require drinking water distribution systems to be flushed under certain circumstances.

Impact to Tampa Bay Water: Should this Bill pass, it would create a new regulation that Tampa Bay Water would have to comply with.

Status: A hearing held before House Energy and Commerce Subcommittee on Environment and Climate Change.

HR 3622/S 1907- Clean Water Standards for PFAS Act of 2021

Sponsors: Rep. Pappas, Chris [D-NH-1]

Summary: To require the Administrator of the Environmental Protection Agency to develop effluent limitations guidelines and standards and water quality criteria for PFAS under the Federal Water Pollution Control Act, to provide Federal grants to publicly owned treatment works to implement such guidelines and standards.

Impact to Tampa Bay Water: The EPA is largely already moving forward on many of these ideas. Tampa Bay Water will need to continue to monitor these actions to ensure we are following any new regulations or policies.

House Status: The Bill was referred to the Subcommittee on Water Resources and Environment.

Senate Status: The Bill was read twice and referred to the Committee on Environment and Public Works.

HR 4692- PFAS Testing Act of 2021

Sponsors: Rep. Maloney, Sean Patrick [D-NY-18]

Summary: This Bill requires the testing of perfluoroalkyl and polyfluoroalkyl substances under the Toxic Substances Control Act.

Impact to Tampa Bay Water: The EPA is currently considering new rule making. Tampa Bay Water will need to continue to monitor both rulemaking and any policy changes.

Status: This Bill was introduced and referred to the House Committee on Energy and Commerce.

HR 5987 – PFAS Definition Improvement Act

Sponsors: Rep. Ross, Deborah K. [D-NC-2]

Summary: This Bill amends the Toxic Substances Control Act with respect to the PFAS data call.

Impact to Tampa Bay Water: The EPA is currently considering new rule making. Tampa Bay Water will need to continue to monitor both rulemaking and any policy changes.

Status: The Bill was referred to the House Committee on Energy and Commerce.

HR 7289 – Federal PFAS Research Evaluation Act

Sponsors: Rep. Fletcher, Lizzie [D-TX-7]

Summary: This bill requires various studies and reports on the exposure, hazards, and management of perfluoroalkyl and polyfluoroalkyl substances, commonly referred to as PFAS. These substances are man-made and may have adverse human health effects. A variety of products contain the compounds, such as nonstick cookware or weatherproof clothing. Specifically, the bill requires the Environmental Protection Agency (EPA) to enter into an agreement with the National Academies of Sciences, Engineering, and Medicine (NASEM) to conduct a two-phase study and report on the research and development needed to advance human exposure estimation and toxicity hazard estimation of individual or total PFAS. The bill also requires the EPA to jointly enter into an agreement with NASEM to conduct a study and submit a report on the research and development needed to advance the understanding of the extent and implications of environmental contamination by PFAS, how to manage and

treat such contamination, and the development of safe alternatives. Finally, the White House Office of Science and Technology Policy must submit an implementation plan for federal PFAS research, development, and demonstration activities, taking into account the recommendations of the NASEM reports.

Impact to Tampa Bay Water: The Bill will not have immediate impact to Tampa Bay Water but could produce some useful data.

Status: The Bill was passed by the House and referred to the Senate Committee on Environmental Public Works.

HR 7696/ S 4161 – Clean Water Standards for PFAS 2.0 Act of 2022

Sponsors: Rep. Pappas, Chris [D-NH-1]; Sen. Gillibrand, Kirsten E. [D-NY]

Summary: Clean Water Standards for PFAS 2.0 Act of 2022
To establish effluent limitations guidelines and standards and water quality criteria for perfluoroalkyl and polyfluoroalkyl substances under the Federal Water Pollution Control Act, and for other purposes.

Impact to Tampa Bay Water: The EPA is currently considering new rule making. Tampa Bay Water will need to continue to monitor both rulemaking and any policy changes.

House Status: The Bill was referred to the Subcommittee on Water Resources and Environment.

Senate Status: The Bill was read twice and referred to the Committee on Environment and Public Works.

HR 7792/ S 4236 – Water Data Act

Sponsors: Rep. Stansbury, Melanie Ann [D-NM-1] Sen. Heinrich, Martin [D-NM]

Summary: To provide for a national water data framework, and for other purposes.

Impact to Tampa Bay Water: This Bill could create some reporting requirements.

House Status: The Bill was introduced, and a hearing was held in the Natural Resources Committee.

Senate Status: The Bill was referred to the Senate Subcommittee on Water and Power.

HR 7897 – PFAS Reference Standards Act

Sponsors: Rep. Sarbanes, John P. [D-MD-3]

Summary: To require manufacturers of PFAS to submit analytical reference standards to the Environmental Protection Agency, and for other purposes.

Impact to Tampa Bay Water: Tampa Bay Water should remain aware of this Bill because of its impacts to the larger regulatory decisions being made concerning PFAS.

House Status: The Bill was referred to the House Committee on Energy and Commerce.

HR 481 – Flood Resiliency and Taxpayer Savings Act of 2021

Sponsors: Rep. Price, David E. [D-NC-4]

Summary: This bill requires federal agencies to take specified actions to evaluate and mitigate the risk of floods to federally funded projects.

Impact to Tampa Bay Water: Tampa Bay Water should remain aware of this Bill because of its impacts to possible projects we could have federally funded.

House Status: The Bill was referred to the Subcommittee on Economic Development, Public Buildings, and Emergency Management.

TAMPA BAY WATER
Supplying Water To The Region

AGENDA ITEM A.6

DATE: October 3, 2022

TO: Board of Directors

THRU: Charles H. Carden, General Manager

FROM: Justin Fox, Engineering Manager

SUBJECT: South-Central Hillsborough County Program Update - *Receive Report*

SUMMARY

Tampa Bay Water and Hillsborough County staff continue to develop additional pumping and transmission (pipeline) capacity to increase supply to rapidly growing South Hillsborough County through the August 2020 Memorandum of Understanding. A status report is provided at each regular meeting of the Tampa Bay Water Board of Directors until the projects are operational.

SUGGESTED ACTION

Receive South-Central Hillsborough County Program Update Status Report.

COST/FUNDING SOURCE

N/A

DISCUSSION

Tampa Bay Water continues to meet with Hillsborough County staff to coordinate activities to increase wholesale system capacity to serve South-Central Hillsborough County. Wholesale facilities

being developed include: expansion of the existing Regional High Service Pump Station; a new booster pump station on the existing Brandon Transmission Main to increase its capacity by at least 5 million gallons per day (mgd) and a new pipeline system to deliver up to an additional 65 mgd of water supply.

Regional Facility High Service Pump Station Expansion (Project 07010):

This project is located at the Regional Facility High Service Pump Station and will increase the existing regional water supply firm pumping capacity by 10 to 12 mgd average and 20 to 22 mgd maximum day at the Regional Facility Site High Service Pump Station – the main pump station for the region's wholesale water system. This project is receiving up to $1,200,000 of funding through the Southwest Florida Water Management District's (District) Cooperative Funding Initiative. Construction activities completed in early March 2022. Closeout activities are ongoing and the project will be brought to the Board for close-out later this year.

Brandon Booster Station (Project 01609):

The project includes acquiring fee property and the design, permitting, and construction of a new in-line booster station in Brandon. The Brandon Booster Station has been designed to have flow-boosting capacity of 20 mgd with a net gain in transmission line flow of approximately 5 to 7 mgd. This project will receive up to $3,800,000 through the District's Cooperative Funding Initiative. Below is a list of completed and ongoing activities.

- Lithia Point of Connection control valve replacement completed at the end of March 2022.
- Issued Notices to Proceed for all six Guaranteed Maximum Price (GMP) Packages.
- Temporary Booster Station became operational in August. Pump Station now delivering more than 20 million gallons a day through the Brandon transmission main.
- Construction of permanent Booster Station is on-going.

Pipeline System (Projects 01610/01616):

This project includes the construction of a new transmission main to the South Hillsborough County Area. When completed, the project will be able to provide an additional 65 mgd of new supply to South Hillsborough County. This project will be co-funded by the District's Cooperative Funding Initiative up to 50% for eligible project costs. The County and Tampa Bay Water entered into a Joint Project Agreement in October 2021 for funding of the portion of the Pipeline that is not funded by the District. Below is a list of completed and ongoing activities:

- Completed the Weighting Criteria Technical Memorandum.
- Identified potential routes.
- Developed cost estimates of each potential route.
- Shortlisted top three pipeline routes.
- Completed Public Outreach and Engagement for the top three shortlisted routes.
- Completed final route report.
- Received Board approval for Segment A route.

- Started work on obtaining parcels of opportunity for Blue Route A and targeted survey areas.

Spring 2022 Program:

Delivery of drinking water to the South-Central Hillsborough service area continues to rapidly increase and peaked at 71 mgd during the spring 2021 dry season. Tampa Bay Water's Brandon Booster Station will be on line in 2024 and the South Hillsborough Pipeline on line in 2028. To meet increasing demands between now and then, Tampa Bay Water and Hillsborough County are coordinating activities and have screened several projects that can help increase water supply in an early-action program within the wholesale and retail systems. In addition, the agency and the County are exploring demand management options. Making progress on several initiatives at the same time is necessary. Below is an update on the most promising supply-side initiatives for Tampa Bay Water to provide benefit in 2022:

- Removed the control valve bottleneck on the existing Brandon Transmission Main. The valve was installed in late March 2022 and has increased the delivery of quality water to the south county area by one mgd.
- Applied and received the increased capacity re-rate from the Florida Department of Environmental Protection (FDEP) for the Lithia Hydrogen Sulfide Treatment Facility. New maximum flow rate increased by 5 MGD to a new total of 50 MGD.
- Placed the temporary pump station into operation in August 2022. Station is now moving more than 20 MGD through the Brandon line.
- The Demand Management Task Force started meeting quarterly.

Short-Term Plan for Additional Water Supply

The Tampa Bay Water Board approved a Water Use Permit application for the South-Central Hillsborough Regional Wellfield at the January 2022 meeting to increase the annual average permit limit from 24.1 to 24.95 mgd. The modified Water Use Permit was approved by the District Governing Board on July 26, 2022. The increase in the annual average quantity will revert back to 24.1 mgd when the new regional transmission main is placed in service. Additional environmental monitoring will occur while the increased annual average permit rate is in effect.

Tampa Bay Water staff are drafting a separate Water Use Permit application to convert the test well constructed in the Balm area of south Hillsborough County to a 2.3 mgd potable supply well to add additional supply capacity to south Hillsborough County. An agreement with Hillsborough County for reclaimed water injection credits is required as part of the Water Use Permit application; discussions with Hillsborough County are ongoing. This agreement and Water Use Permit application will be brought to the Board for approval if negotiations are successful.

BACKGROUND

Tampa Bay Water and Hillsborough County staff continue to develop additional pumping and transmission (pipeline) capacity to increase supply to rapidly growing South Hillsborough County. The

August 2020 Memorandum of Understanding provides for a status report at each regular meeting of the Tampa Bay Water Board of Directors until the projects are operational.

Historic drinking water supply initiatives in South Hillsborough County

In the 1980's, the West Coast Regional Water Supply Authority (the predecessor agency to Tampa Bay Water) constructed temporary supply, treatment and pumping facilities to maintain pressure on behalf of the County and constructed the South-Central Hillsborough Regional Wellfield (SCHRWF), the Lithia Treatment Plant, the 42, 36 and 24-inch diameter south county transmission mains and Brandon Transmission mains. The agency retained the wellfield but turned over the treatment, pumping, and transmission facilities to the County.

Again, in the early 2000's, some of the facilities built in the 1980's were nearing capacity, and Tampa Bay Water constructed temporary pumping and treatment facilities under a joint project agreement for the county's use while the county completed construction of its Central Water Treatment and Pumping Facility.

TAMPA BAY WATER
Supplying Water To The Region

AGENDA ITEM A.7

DATE: October 3, 2022

TO: Board of Directors

THRU: Charles H. Carden, General Manager

FROM: Warren Hogg, Chief Science Officer

SUBJECT: Water Quality Update - *Receive Report*

SUMMARY

The Water Quality Update summarizes agency water quality compliance and studies through September 2022 and member government distribution systems performance through August 2022.

SUGGESTED ACTION

Receive report.

COST/FUNDING SOURCE

N/A

DISCUSSION

The agency monitors regional system water quality at member government points of connection and sampling locations identified in the Comprehensive Regional Water Quality Monitoring Plan approved by the FDEP. Data are reported in accordance with the Master Water Supply Contract (Exhibit D) and state and federal water quality compliance requirements. **The agency complied with state/federal drinking water standards for reported parameters during this period.**

Exhibit D Water Quality Compliance

Exhibit D requirements were met for reported parameters and locations during this period.

Regional Water Quality Study

Draft reports prepared by Carollo Engineers were provided to Utility Directors and their review teams on August 19, 2022. These reports identify study findings, conclusions, and recommendations by describing bench-scale testing, pilot testing, conceptual designs and projected capital/O&M costs, water quality blending model refinement using treatability test data, and implementation phasing options. An initial presentation of these documents was held at the General Manager's meeting with Utility Directors on September 9, 2022.

Initial follow-up meetings to answer questions, share information, and exchange ideas with each interested Utility Director and their review team are scheduled for the first two weeks in October 2022. Future presentations and discussions with Utility Directors and their teams will be scheduled, as desired by the members. This includes the General Manager's monthly meetings with Utility Directors. Our goal is to provide members sufficient time to complete their reviews and have their questions answered well in advance of staff requesting Board action. Staff will continue to provide progress updates to the Board in the interim.

Regional Free Chlorine Maintenance Evaluation

Bench-top tests will be conducted later this year to further characterize free chlorine use and disinfection byproducts (DBP) formation potential in members' distribution systems, as requested by some members.

Regional Transmission System - Chloramines and Nitrites

Staff continues to investigate potential chloramine decay causes in parts of the regional delivery system, and is actively working on restoring chloramine stability through operational adjustments and monitoring chloramine residuals. Status reports are presented at the Water Quality Working Group/Operations Coordination monthly meetings.

Northwest Hillsborough Wellfield and Regional Blends

Work continues with Hillsborough County operations and water quality staffs to optimize wellfield and regional water blends to achieve increased chloramine stability in the member's distribution system downstream of their Fawn Ridge Water Treatment Plant. Progress meetings are held monthly.

Fifth Round Unregulated Contaminant Rule (UCMR5)

EPA published their final rule in late December 2021 that requires nationwide finished water monitoring of 29 PFAS compounds and lithium to begin in January 2023 and end in December 2025. Tampa Bay Water has set up monthly meetings to discuss coordinating these activities with the member

governments. UCMR5 coordination was discussed at the General Manager's meeting with Utility Directors on September 9, 2022.

Mosaic Lake Wales Facility

Mosaic identified a cavity under a gypsum stack section at their Lake Wales facility and reported these findings to FDEP/EPA in April 2022. Based on data provided to date, ongoing review by regulatory agencies, and our knowledge of regional hydrogeology after the gypsum stack water release at this location in August 2016, no water quality impacts are anticipated to Tampa Bay Water supplies. Staff continues to monitor activities and relevant information will be reported to the Board as available.

Red Tide

Staff continues to review monitoring performed by others to remain current on red tide conditions in Tampa Bay. Red tide conditions have not been reported in the vicinity of the desalination plant intake structure. The desalination plant is currently offline.

Water Quality Working Group/Operations Coordination Committee

A Water Quality Working Group/Operations Coordination Committee (WQWG/OCC) meeting was held on September 8, 2022. Discussion topics included Tampa Bay Water regional system performance and project status reviews (described above). Member governments presented distribution system performance data that are provided in attached graphs and Tables 1-4. The graphs show, by member government for September 2021 through August 2022, the total number of received complaints, the total distribution system water flushed (by volume), and the water distribution system water flushed (percent of total water delivered). No compliance issues were reported by the member governments. Minutes are attached for this meeting.

Attachments (2)

Water Quality Exhibits
Water Quality Working Group - Operations Coordination Committee - Meeting Minutes

Customer Water Quality Complaints by Member Government (data not normalized for population served)

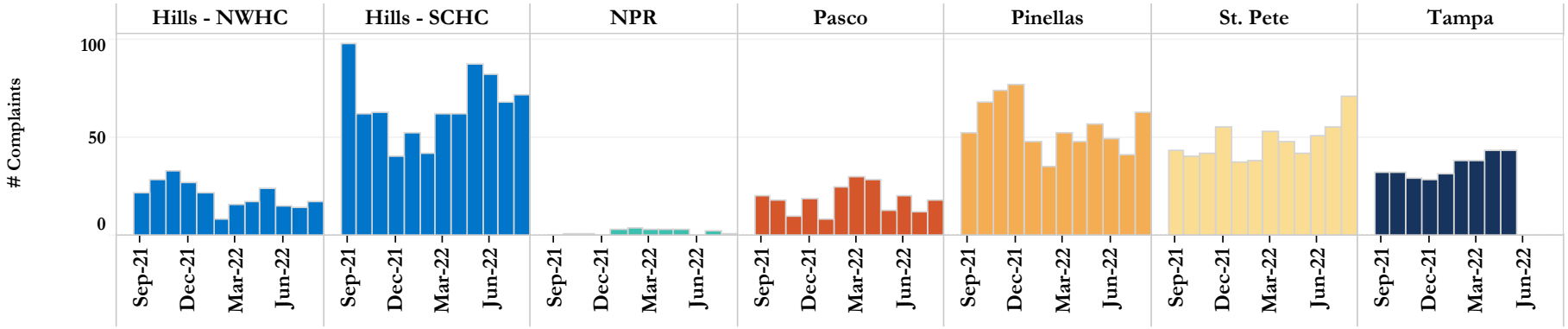

Distribution System Flushed Water (million gallons per month, data not normalized for production)

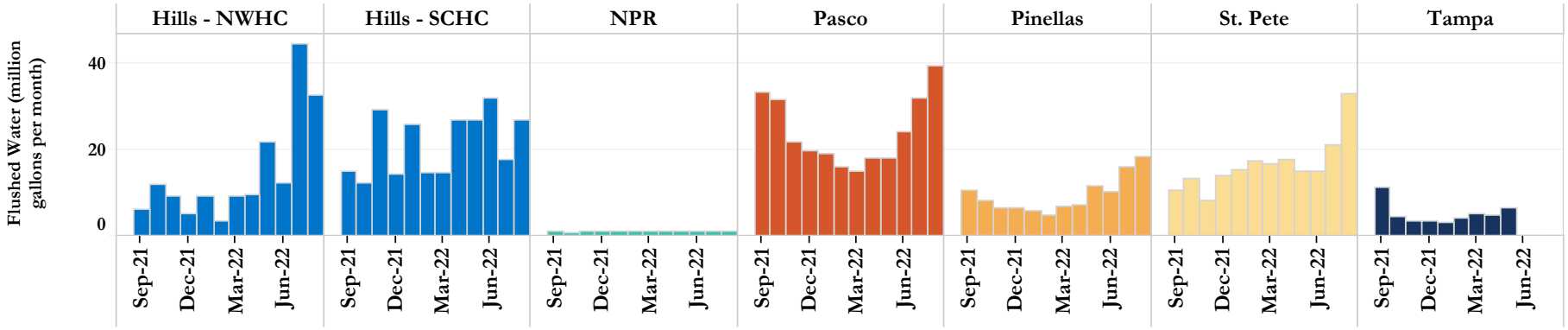

Distribution System Flushed Water (% of total water delivered per month)

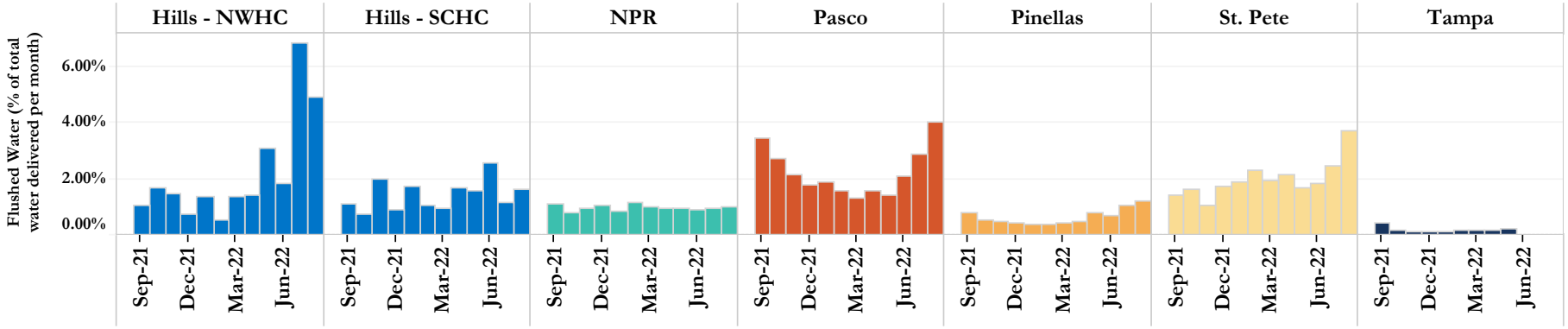

* Water loss of greater than 10% on an annual basis requires a Water Audit be submitted to the Southwest Florida Water Management District.

Table 1. Customer Water Quality Complaints by Member Government
[Data not normalized for population served]

Year	Member	Jan	Feb	Mar	Apr	May	Jun	Jul	Aug	Sep	Oct	Nov	Dec
2022	**Hills - NWHC**	22	8	16	17	24	15	14	17				
	Hills - SCHC	52	42	62	62	87	82	68	72				
	NPR	3	4	3	3	3	0	2	1				
	Pasco	8	25	30	28	13	20	12	18				
	Pinellas	48	35	52	48	57	49	41	63				
	St. Pete	37	38	53	48	42	51	55	71				
	Tampa	31	38	38	43	43	0	0	0				
2021	**Hills - NWHC**	20	17	28	31	20	27	28	23	22	28	33	27
	Hills - SCHC	48	80	90	54	196	84	51	49	98	62	63	40
	NPR	1	4	4	1	0	1	2	3	0	1	1	0
	Pasco	19	13	16	12	21	16	17	24	20	18	10	19
	Pinellas	29	54	36	65	59	51	69	74	52	68	74	77
	St. Pete	54	43	47	36	49	52	48	38	43	40	42	55
	Tampa	34	39	45	54	63	44	26	36	32	32	29	28
2020	**Hills - NWHC**	17	13	17	77	52	37	29	29	19	25	14	21
	Hills - SCHC	46	68	57	51	70	71	63	70	64	49	75	52
	NPR	3	2	4	2	1	0	0	4	0	3	3	5
	Pasco	3	11	18	8	7	4	16	12	13	13	8	1
	Pinellas	58	45	45	43	50	58	42	37	64	63	62	46
	St. Pete	51	42	42	27	33	49	45	51	50	62	55	42
	Tampa	27	22	25	22	21	15	30	44	33	35	25	0
2019	**Hills - NWHC**	27	21	21	24	13	21	18	18	19	16	17	16
	Hills - SCHC	37	57	67	71	70	122	101	45	62	67	50	49
	NPR	4	1	0	6	2	2	1	4	0	3	3	1
	Pasco	17	8	8	5	8	16	7	5	16	22	7	14
	Pinellas	23	26	22	32	33	43	27	30	32	55	40	34
	St. Pete	67	61	57	61	55	42	52	41	37	59	33	31
	Tampa	46	59	47	28	36	36	26	51	30	21	73	0

Table 2. Distribution System Flushed Water (million gallons per month) [Data not normalized for production]

Year	Member	Jan	Feb	Mar	Apr	May	Jun	Jul	Aug	Sep	Oct	Nov	Dec
2022	**Hills - NWHC**	9.0	3.3	9.0	9.6	21.6	12.2	44.4	32.6				
	Hills - SCHC	25.7	14.5	14.6	26.8	26.6	31.7	17.7	26.6				
	NPR	0.9	1.1	1.1	1.0	1.1	1.1	1.1	1.1				
	Pasco	18.9	15.8	14.9	17.8	18.1	23.9	31.8	39.2				
	Pinellas	5.8	4.9	6.6	7.0	11.6	10.3	15.8	18.1				
	St. Pete	15.2	17.2	16.5	17.6	14.8	15.0	21.1	32.6				
	Tampa	3.1	4.2	4.9	4.8	6.4	0.0	0.0	0.0				
2021	**Hills - NWHC**	10.7	13.1	12.8	11.2	10.6	10.3	8.1	7.6	6.1	11.8	9.3	4.9
	Hills - SCHC	15.9	22.3	16.9	14.5	7.5	14.2	22.7	17.3	14.9	12.3	29.2	14.2
	NPR	0.8	0.8	0.8	0.8	0.8	0.8	1.1	1.1	1.1	0.8	1.0	1.1
	Pasco	42.8	32.8	33.0	26.9	28.7	31.3	32.2	37.7	33.0	31.5	21.5	19.6
	Pinellas	10.5	9.3	11.9	11.9	11.9	10.4	11.1	13.0	10.6	8.2	6.4	6.6
	St. Pete	5.9	3.9	5.3	7.4	7.7	9.3	6.8	7.3	10.6	13.3	8.0	13.8
	Tampa	3.1	3.2	3.4	3.2	3.5	3.2	4.7	16.2	11.1	4.6	3.4	3.3
2020	**Hills - NWHC**	8.4	6.9	9.4	12.4	10.3	6.3	9.1	12.5	16.8	12.6	8.8	11.3
	Hills - SCHC	11.7	16.2	40.0	20.2	18.3	18.3	20.6	7.4	14.2	31.7	8.7	9.9
	NPR	1.5	0.9	0.9	0.8	0.9	1.0	0.9	1.2	0.9	0.9	0.9	0.9
	Pasco	69.4	38.1	32.7	30.7	39.1	38.6	39.2	48.5	52.4	62.0	46.5	46.5
	Pinellas	10.7	13.9	14.0	19.3	23.6	12.6	15.6	19.3	23.9	17.3	10.4	10.7
	St. Pete	9.4	4.8	7.4	5.8	7.7	10.7	6.2	5.2	4.5	5.8	7.7	6.9
	Tampa	17.0	15.0	11.1	7.5	8.0	11.4	24.5	19.5	8.0	7.1	4.2	4.2
2019	**Hills - NWHC**	8.9	8.6	6.6	8.2	7.7	8.9	13.7	9.8	19.6	12.6	7.8	9.1
	Hills - SCHC	10.1	9.6	11.5	18.1	10.2	10.4	17.5	18.6	14.7	18.0	21.5	16.4
	NPR	0.8	0.8	0.8	0.8	0.8	0.8	0.8	0.8	0.8	1.1	1.6	0.1
	Pasco	43.4	32.3	39.1	31.0	36.1	47.1	67.7	77.8	70.9	73.6	60.3	60.6
	Pinellas	7.0	7.1	8.7	9.8	12.9	9.5	12.5	7.1	16.2	18.0	8.1	9.0
	St. Pete	10.8	12.4	11.2	10.1	19.5	15.7	16.0	9.4	2.7	2.1	3.5	5.7
	Tampa	8.2	111.0	1.3	2.3	2.2	1.0	98.2	114.9	5.0	4.6	5.5	11.0

Table 3. Distribution System Flushed Water (% of total water delivered per month)

Year	Member	Jan	Feb	Mar	Apr	May	Jun	Jul	Aug	Sep	Oct	Nov	Dec
2022	**Hills - NWHC**	1.38%	0.53%	1.34%	1.41%	3.10%	1.83%	6.86%	4.92%				
	Hills - SCHC	1.70%	1.02%	0.92%	1.67%	1.56%	2.58%	1.14%	1.63%				
	NPR	0.86%	1.13%	0.98%	0.96%	0.92%	0.90%	0.96%	0.97%				
	Pasco	1.89%	1.58%	1.31%	1.56%	1.42%	2.11%	2.86%	4.00%				
	Pinellas	0.39%	0.35%	0.42%	0.46%	0.76%	0.67%	1.05%	1.20%				
	St. Pete	1.87%	2.30%	1.95%	2.13%	1.68%	1.82%	2.43%	3.68%				
	Tampa	0.11%	0.17%	0.16%	0.16%	0.20%	NR	NR	NR				
2021	**Hills - NWHC**	1.66%	2.25%	1.86%	1.68%	1.26%	1.56%	1.31%	1.19%	1.03%	1.66%	1.44%	0.72%
	Hills - SCHC	1.11%	1.76%	1.06%	0.94%	0.39%	0.95%	1.59%	1.16%	1.10%	0.75%	1.98%	0.91%
	NPR	0.81%	0.88%	0.72%	0.73%	0.67%	0.73%	1.04%	1.04%	1.12%	0.76%	0.93%	1.05%
	Pasco	4.07%	3.46%	2.84%	2.40%	1.98%	2.84%	3.16%	3.70%	3.44%	2.74%	2.12%	1.78%
	Pinellas	0.71%	0.70%	0.74%	0.77%	0.67%	0.66%	0.75%	0.90%	0.78%	0.52%	0.45%	0.44%
	St. Pete	0.74%	0.54%	0.64%	0.93%	0.85%	1.13%	0.82%	0.87%	1.40%	1.64%	1.05%	1.70%
	Tampa	0.10%	0.12%	0.11%	0.10%	0.10%	0.10%	0.15%	0.53%	0.40%	0.14%	0.11%	0.11%

NR- Not Reported

Table 4. Regional Total Coliform Rule Compliance (Percent Positive Samples)

Year	Member	Jan	Feb	Mar	Apr	May	Jun	Jul	Aug	Sep	Oct	Nov	Dec
2022	**Hills - NWHC**	0.00%	0.00%	0.00%	0.00%	0.75%	0.00%	0.00%	1.47%				
	Hills - SCHC	0.89%	1.32%	2.95%	0.00%	0.00%	1.75%	0.00%	1.73%				
	NPR	0.00%	0.00%	0.00%	0.00%	0.00%	0.00%	0.00%	0.00%				
	Pasco	0.00%	0.00%	0.00%	0.00%	0.64%	0.00%	0.00%	1.85%				
	Pinellas	0.00%	0.47%	0.93%	0.47%	0.00%	0.47%	0.93%	0.93%				
	St. Pete	0.00%	0.55%	0.00%	0.00%	0.00%	0.00%	1.08%	1.08%				
	Tampa	0.00%	0.00%	0.00%	0.00%	0.00%	NR	NR	NR				
2021	**Hills - NWHC**	0.00%	0.00%	0.00%	1.50%	1.47%	0.75%	2.16%	0.00%	1.47%	0.00%	0.00%	0.00%
	Hills - SCHC	0.00%	0.00%	0.00%	1.73%	1.75%	0.45%	0.89%	0.00%	0.45%	1.32%	0.89%	0.89%
	NPR	0.00%	0.00%	0.00%	0.00%	0.00%	0.00%	0.00%	0.00%	0.00%	0.00%	0.00%	0.00%
	Pasco	0.00%	0.00%	0.00%	0.00%	0.00%	0.00%	1.26%	2.42%	1.85%	0.00%	0.64%	0.00%
	Pinellas	0.47%	0.47%	0.00%	0.47%	0.00%	0.00%	1.80%	0.00%	2.22%	0.93%	0.47%	0.00%
	St. Pete	0.00%	0.55%	0.00%	0.00%	0.00%	0.00%	0.55%	0.00%	0.55%	0.00%	0.00%	1.06%
	Tampa	0.00%	0.00%	0.41%	0.00%	0.00%	0.00%	0.00%	0.81%	0.00%	0.00%	0.41%	0.00%
2020	**Hills - NWHC**	0.00%	0.00%	0.00%	1.59%	0.81%	0.82%	0.00%	6.12%	3.70%	2.33%	0.81%	3.10%
	Hills - SCHC	0.55%	1.59%	0.55%	2.08%	1.08%	1.08%	0.00%	1.59%	1.59%	1.08%	0.00%	0.55%
	NPR	0.00%	0.00%	0.00%	0.00%	0.00%	0.00%	4.26%	0.00%	0.00%	0.00%	0.00%	0.00%
	Pasco	0.00%	0.00%	0.00%	0.00%	0.00%	0.00%	0.00%	0.00%	0.00%	0.00%	0.00%	2.42%
	Pinellas	0.00%	0.93%	0.47%	0.00%	0.47%	0.47%	0.00%	0.00%	0.47%	0.00%	0.00%	0.47%
	St. Pete	0.00%	0.00%	0.55%	0.55%	0.00%	0.00%	0.55%	0.54%	0.55%	0.00%	1.08%	0.00%
	Tampa	0.41%	0.00%	0.41%	0.00%	0.00%	0.41%	0.41%	0.41%	0.41%	0.00%	0.00%	0.00%
2019	**Hills - NWHC**	0.81%	0.81%	0.00%	0.00%	0.00%	0.79%	1.59%	3.03%	1.55%	0.75%	0.81%	2.33%
	Hills - SCHC	0.54%	0.55%	1.08%	0.99%	5.97%	2.08%	4.35%	6.10%	2.09%	0.55%	1.08%	0.00%
	NPR	0.00%	0.00%	0.00%	0.00%	0.00%	0.00%	0.00%	0.00%	0.00%	0.00%	0.00%	0.00%
	Pasco	0.00%	0.00%	0.00%	0.00%	0.00%	0.00%	0.00%	0.00%	0.65%	0.00%	0.00%	0.00%
	Pinellas	0.55%	0.00%	0.00%	0.00%	1.37%	0.47%	0.00%	0.00%	0.00%	0.00%	0.00%	0.47%
	St. Pete	0.55%	0.00%	0.00%	0.00%	1.08%	0.55%	1.59%	0.00%	0.00%	1.06%	0.00%	0.00%
	Tampa	0.00%	1.20%	0.81%	0.00%	0.41%	0.81%	0.00%	0.81%	0.00%	0.41%	0.81%	0.00%

NR - Not Reported

Meeting Minutes

Water Quality Working Group/ Operations Coordination Committee

September 8, 2022 - 1:30 p.m.
GoToMeeting

HANDOUTS - sent by email prior to meeting

a. Member Government monthly data

b. September 2022 WQWG/OCC Agenda Packet

A. WATER DELIVERY

1. SYSTEM UPDATES

a. Reservoir – Tampa Bypass Canal (TBC) and Alafia River to start filling the reservoir.

b. Desal – currently offline; aiming to start-up in mid-October or November 2022.

c. RSWTP – water delivery 85 MGD sustained for the last month.

d. Eldridge-Wilde wellfield was turned off for several days to replace a programmable logic controller (PLC) at the Keller hydrogen sulfide removal facility.

e. An approximate one-week shutdown of South Pasco well field is anticipated in the coming weeks to complete work on the new pH adjustment facility at this location. Operations will update members in advance of any planned well field shutdown.

f. Tampa Bay Water reported some improvement in chloramine residuals in the regional system, which could be attributed to source water changes resulting from increased rainfall events in recent weeks.

2. UPDATES FROM MEMBER GOVERNMENTS

a. Hillsborough County

i. August 2022 TCR Reporting North Service Area – 2 TCP out of 136 samples – 1.47%

ii. August 2022 TCR Reporting South Service Area – 4 TCP out of 231 samples – 1.73%

iii. August 2022 Complaint Report North Service Area – 17 complaints; mostly color, pressure, and odor

iv. August 2022 Complaint Report South Service Area – 72 complaints; mostly pressure and odor

v. August 2022 Flushing Report North Service Area – 32.55 MG

vi. August 2022 Flushing Report South Service Area – 26.55 MG

vii. August 2022 Total Delivered Water Report North Service Area – 661.33 MG, 4.9% flushed

viii. August 2022 Total Delivered Water Report South Service Area – 1624.04 MG, 1.6% flushed

ix. Have not seen improvement in chloramine residuals or nitrites (up to 7 mg/L at the Fawn Ridge WTP). North flushing numbers indicate chloramine decay.

b. City of New Port Richey

i. August 2022 TCR Reporting – 0 TCP out of 41 samples – 0.00%

ii. August 2022 Complaint Report – 1 complaint; taste

iii. August 2022 Flushing Report – 1.054 MG, (0.728 MG from auto flushers)

iv. August 2022 Total Delivered Water Report – 109.02 MG, 0.97% flushed

c. Pinellas County

i. August 2022 TCR Reporting – 2 TCP out of 216 samples – 0.93%

ii. August 2022 Complaint Report – 63 complaints, 38 premise issues

iii. August 2022 Flushing Report – 18.09 MG (6.25 MG from auto flushers)

iv. August 2022 Total Delivered Water Report – 1,502.12 MG, 1.20% flushed

v. September 25th begins the semi-annual chlorine maintenance event. Tampa Bay Water will reduce using the Eldridge Wilde wellfield as much as possible during this event.

vi. Still seeing higher nitrites in samples along with low level nitrification in a few locations. Still seeing chloramine decay in a few parts of the distribution system.

d. Pasco County

i. August 2022 TCR Reporting 3 TCP out of 162 samples – 1.85%

ii. August 2022 Complaint Report – 18 complaints; mostly odor and color

iii. August 2022 Flushing Report – 39.17 MG (35.220 MG from auto flushers)

iv. August 2022 Total Delivered Water Report –979.10 MG, 4.00% flushed

v. Seeing high nitrites in their system. The workgroup discussed various contributing factors. A meeting to further discuss the chloramine and nitrite issue will be scheduled.

e. City of St. Petersburg

i. August 2022 TCR Reporting – 2 TCP out of 186 samples – 1.08%

ii. August 2022 Complaint Report – 71 complaints; mostly premise issues

iii. August 2022 Flushing Report – 48.70 MG (32.62 MG from auto flushers)

iv. August 2022 Total Delivered Water Report – 885.96, 5.50% flushed

f. City of Tampa

i. Reports will resume at a later date once there is a new contact for WQWG/OCC meetings.

B. WATER QUALITY MONITORING/TREATMENT

1. Exhibit D Performance

Met requirements. Cosme turbidity running annual average is near 1 NTU.

2. Source Water Projects Update

Bob McConnell described ongoing Source Water Assessment and Protection Program activities.

a. Test data from newly installed continuous water quality monitoring sensors at the Alafia River and Tampa Bypass Canal are being assessed by Tampa Bay Water staff and contractors.

b. Work is continuing on mined lands restoration plan within the Alafia River watershed.

c. Source water protection plans are being completed and and follow up actions are being planned for previously identified potential contamination sources.

d. Work on a pilot project with Hillsborough County on how new development affects water quality and finding ways to enhance surface water protection actions is underway.

e. There will be a Tampa Bay Water workshop that will include a presentation on the Tampa Bypass Canal groundwater water quality monitoring plan on September 20, 2022.

3. Regional Water Quality Study

a. Findings, conclusions, and recommendations were described from the Carollo Engineers study, which includes seven technical memoranda and an executive summary.

b. Background information; bench-scale and pilot testing results; proposed treatment at 14 locations; and approaches to conceptual designs, cost estimates, and an implementation plan involving three phases during a 15-year period were described for attending members.

c. A path forward and schedule were identified for follow-up meetings to receive and discuss member government comments on the Carollo Engineers study, and to report progress.

d. Carollo Engineers will present findings, conclusion, and recommendation to Utility Directors on September 9, 2022.

e. Tampa Bay Water staff will provide an update to the Board on September 19, 2022.

f. Follow-up meetings with members will be held to answer questions and address comments well in advance of Tampa Bay Water staff seeking action from the Tampa Bay Water Board.

4. Regional Chlorine Maintenance Evaluation

DBP formation potential testing is delayed until regional system water quality conditions are more representative of typical performance.

5. Fifth Round Unregulated Contaminant Monitoring Rule (UCMR5)

a. UCMR5 sample coordination will be discussed at the Tampa Bay Water General Manager "Page Turn" meeting with Utility Directors on September 9, 2022.

b. Utility Directors will be asked to confirm their interest and concurrence in having Tampa Bay Water contact EPA for all members to have the same UCMR5 sample collection dates.

c. Having the same dates would facilitate Tampa Bay Water collecting upstream samples when members collect downstream samples, which would provide regional characterization data.

C. OTHER TOPICS

FSAWWA Updates

Bina Nayak stated FSAWWA will be hosting a free workshop entitled Small System Operator Training: Achieve and Maintain Compliance with SDWA on September 29th from 9:00a – 3:30p.

D. FUTURE MEETINGS

Next WQWG/OCC Meeting is online October 13, 2022, at 1:30 p.m.

WQWG/OCC September 2022 Meeting Attendees

Ray Harmon, Hillsborough County
Chris Wetz, Hillsborough County
David Lundberg, Hillsborough County
Paul Kavanaugh, Hillsborough County
Luke Mulford, Hillsborough County
Stephanie Summerbell, Hillsborough County
Kevin Jenkins, Pasco County
Jim Kaplan, Pasco County
David Allen, Pasco County
Kendra Phillips, Pasco County
Tom Marinelli, Pasco County
Mike Avila, Pasco County
Candia Mulhern, Pasco County
Jim Shannon, Pasco County
Carissa Dennison, Pasco County
Matt Wotowiec, Pinellas County
Dave Hansen, Pinellas County
Bina Nayak, Pinellas County
Michele Duggan, Pinellas County
Wendy Tifft, Pinellas County
Royce Rarick, Pinellas County
Joel Brown, Pinellas County
Greg Wikholm, City of New Port Richey
Waunda Henry, City of St. Petersburg
Eric Lynch, City of St. Petersburg
Scott Lewis, City of St. Petersburg
Clifton Long, City of St. Petersburg
Jim Kramer, City of St. Petersburg
Mike Renshaw, City of St. Petersburg
John Stanley, City of St. Petersburg
Stephen Cantin, Tampa Bay Water
Evelyn Dooley, Tampa Bay Water
Steve Fleischacker, Tampa Bay Water
Jack Thornburgh, Tampa Bay Water
Lynn Lozano, Tampa Bay Water
Laila Martin, Tampa Bay Water
Paul Stanek, Tampa Bay Water
Bob McConnell, Tampa Bay Water
Shawn Jones, Tampa Bay Water
Hulya Comert, Tampa Bay Water

TAMPA BAY WATER
Supplying Water To The Region

AGENDA ITEM A.8

DATE: October 3, 2022

TO: Board of Directors

THRU: Charles H. Carden, General Manager

FROM: Michelle Stom, Chief of Staff/Chief Strategic Officer & Christina Sackett, Chief Financial Officer

SUBJECT: Fiscal Year 2023 Employee Insurance Program - Ratify Insurance Coverage - *Ratify*

SUMMARY

Due to the timing of renewal dates for the employee insurance policies, the Board delegated authority to the General Manager to approve renewal of all coverage for Fiscal Year 2023. This item is provided as an update for this upcoming year's quote, and a request to ratify Fiscal Year 2023 Employee Insurance Program.

SUGGESTED ACTION

Approve insurance policies for the Fiscal Year 2023 Tampa Bay Water Employee Insurance Program, not to exceed budgeted amounts.

COST/FUNDING SOURCE

Uniform Rate

DISCUSSION

Employee insurance quotes were not available early enough to allow staff to submit a total cost for Board approval prior to the expiration of the renewal option. At the June 2022 Board of Directors meeting, the Board approved delegating authority to the General Manager to bind coverage for Fiscal Year 2023 prior to the expiration of the renewal options as long as a comparable level of coverage is

maintained and within the approved budget.

The Fiscal Year 2023 budget for all lines of employee insurance coverage is $3,323,800. Budgeted figures are based upon preliminary information received regarding account history of claims, medical and pharmacy cost trends and anticipated rate increases. Actual costs for renewal options were received in September 2022 and will be effective November 1, 2022. Based upon renewal rates, current enrollments, levels of coverage and forecasting coverage for all employees, the estimated cost for Fiscal Year 2023 is $3.3 million.

Below is a summary of Fiscal Year 2023 employee insurance program.

Medical – Renew with Florida Blue: HMO- Blue Care 15 and PPO-Blue Options 03768, with a combined 14.0% rate increase. Employees who choose the PPO must "buy up" to the PPO plan, while premiums for the Agency are held at the HMO level.
Dental – Renew with The Standard a rate decrease of 7%.
Vision - Continue with EyeMed at the same rates and with a rate guarantee until 10/31/23.
Life Insurance/AD&D – Continue with Mutual of Omaha at the same rates with a rate guarantee until 10/31/24.
Voluntary Life – Continue with Mutual of Omaha at the same rates with a rate guarantee until 10/31/24.
Long Term Disability – Continue with Mutual of Omaha at the same rates with a rate guarantee until 10/31/24.

BACKGROUND

Tampa Bay Water's Insurance Consultant, Gehring Group worked with Florida Blue to obtain the lowest renewal rate possible for Health insurance. The Agency has had a good history with Florida Blue (Blue Cross/Blue Shield) and its ability to maintain a variety of physicians and health services as a part of the plan providers. The agency offers a four-tiered rate plan and offers the employee either an HMO plan or a PPO plan alternative. Employees who choose the PPO must "buy up" to the PPO plan, while premiums for the Agency are held at the HMO level.

Tampa Bay Water will continue to monitor its benefits through our benefits consultant, Gehring Group Inc., to ensure that our health, dental, vision, life, long-term disability and employee assistance programs remain competitive and cost effective.

Part of the Agency's efforts to address the increasing healthcare cost is to develop a more robust wellness effort. We continue to be part of the Florida Blue Wellness Program which will provide additional benefits. The Agency supports an annual High Steppers, Biggest Loser and Action Hero Challenge contests. The Human Resources Department also sends out a weekly Wednesday Wellness emails.

TAMPA BAY WATER
Supplying Water To The Region

AGENDA ITEM A.9

DATE: September 28, 2022

TO: Board of Directors

THRU: Charles H. Carden, General Manager

FROM: Maribel Medina, Interim Engineering Senior Manager

SUBJECT: Capital Improvement Program - Task Order Authorization - *Approve*

SUMMARY

The Tampa Bay Water Board of Directors (Board) accepted the Fiscal Years 2023-2032 Capital Improvements Program (CIP) in June 2022. Subsequent Board approval of individual project activity is required during the project's life cycle. The Attachment Table lists upcoming task authorizations that staff is recommending be assigned to the vendors identified. There are no task scheduled for approval during this period.

SUGGESTED ACTION

No Tasks scheduled for approval during this period.

COST/FUNDING SOURCE

N/A

DISCUSSION

As identified to the Board on May 4, 2017, Board acceptance of the annual Capital Improvements Program document is an acceptance of the capital projects roadmap. Subsequent Board approvals of individual capital project activity is sought for planning, design and/or construction contracts and/or task authorizations under existing contracts for project fees and assigned funding source. There are no task authorizations scheduled for the period of October 2022 through November 2022 as reflected in the

attached table

BACKGROUND

Tampa Bay Water's CIP Plan is a comprehensive ten-year plan of approved and proposed capital projects. The CIP is updated annually and is subject to changes as the needs for specific projects become more defined and as final approval of individual projects is provided by the Board.

Attachment (1)

October 2022 CIP Tasks

TAMPA BAY WATER
Supplying Water To The Region

CIP Projects Tasks Authorizations

Project Number	Project Name	Task Description	Vendor Name	Contract Number	Task Cost	Funding Source

Note: No tasks authorizations requested this month.

TAMPA BAY WATER
Supplying Water To The Region

AGENDA ITEM A.10

DATE: October 3, 2022

TO: Board of Directors

THRU: Charles H. Carden, General Manager

FROM: Maribel Medina, Interim Engineering Senior Manager

SUBJECT: Capital Improvement Program - Projects Closeout - *Approve*

SUMMARY

The Board accepted the Fiscal Years 2023-2032 Capital Improvements Program (CIP) in June 2022. In accordance with the Agency's Project Management Methodology, a final Board item is required to closeout capital projects. This item provides details for two recently completed capital projects.

SUGGESTED ACTION

Approve Project Closeouts.

COST/FUNDING SOURCE

None

DISCUSSION

This item provides individual reports for completed capital projects. Each report includes the final project schedule, projects description, funding sources and spent amounts, unspent budget, list of purchase orders/contracts and actual expenditures, and a final closeout summary. Staff recommends the Board approve closeout of the following capital projects:

- 01611 - South Hillsborough Wellfield (New Wellfield via SHARP Credits) - Feasibility Study
- 09014 - Surface Water Treatment Plant Expansion - Feasibility Study

BACKGROUND

Tampa Bay Water's Capital Improvements Program (CIP) Plan is a comprehensive ten-year plan of approved and proposed capital projects. The CIP is updated annually and is subject to changes as the needs for specific projects become more defined and as the Board approves individual projects.

Attachments (2)

09014- SWTP Expansion Feasibility Study-ProjectClose-outReport
01611-South Hillsborough Wellfield-Feasibility Study ProjectClose-outReport

Project Closeout Report - September 2022

Project Number	09014
Project Name	Surface Water Treatment Plant Expansion-Feasibility Study
JPA Participant	None
Project Manager	Maribel Medina
Construction Manager	Deanna Hamilton

Final Schedule		
Phase	**Start Date**	**End Date**
Professional Services Selection	5/1/2019	11/4/2019
Planning	11/4/2019	7/31/2021
Close-Out	8/1/2021	10/17/2022

Project Description

The purpose of this project is to further assess the feasibility of expanding the existing Regional Surface Water Treatment Plant and associated surface water supplies to maximize the available yield of the existing surface water supplies. This project would leverage the existing facility as much as possible for meeting projected regional water demands without significant capital expenditures, as well as inform design decisions for the future expansion. The project will also evaluate a 2nd location of the SWTP near the reservoir and the benefits associated with that location. The overall objective of the project is to increase Tampa Bay Water's surface water treatment capacity by 20 MGD as one of the supply options to obtain an annual average yield of 10-12.5 MGD to meet Tampa Bay Water long term water supply needs as identified in the 2018 Long-term Master Water Plan Update for the 2020 – 2040 planning horizon. The Regional Surface Water Treatment Plant is part of Tampa Bay Water's alternative water supply system that also includes the Regional C.W. Bill Young Regional Reservoir, the Tampa Bay Desalination Facility, and the Regional Facility Site High Service Pump Station.

Note: This project received $269,786.93 through the SWFWMD's Cooperative Funding Initiative.

Final Funding Summary*	
Funding Source	**Total**
SWFWMD Co-Funding	$269,786.93
Uniform Rate Funds	$424,640.99
Totals	**$694,427.92**

Financial Summary	
Highest Approved Budget	**$695,000.00**
Total Expenses	**$694,427.92**
Total Unspent Funds*	**$572.08**

Purchase Orders/Other Encumbrances and Expenses

Purchase Order	Contract Number	Service Type	Vendor	Actual Expenses
20200204	2020-012	Engineering Services	HAZEN & SAWYER, P.C.	$622,567.92
20220247	2020-012	Professional Services	HAZEN & SAWYER, P.C.	$71,860.00
			Totals	**$694,427.92**

*Funding Sources have been adjusted to match expenses. Unspent funds have been returned to applicable funding source. All Purchase Orders have been closed.

Project Closeout Report - September 2022

Closeout Summary
This project assessed the feasibility of expanding the existing Regional Surface Water Treatment Plant and associated surface water supplies to maximize the available yield of the existing surface water supplies. As part of the feasibility efforts, the team assessed the facility's sustainable yield and source water availability. Opportunities to optimize the existing facility were evaluated and considered. Two concepts for surface water treatment expansion were developed, expansion of the existing Regional SWTP or construction of a new SWTP near the reservoir. The results of this study were leveraged in the 2022 Water Supply Selection process for consideration as the next regional water supply configuration. In addition, a Technical Memorandum evaluating Actiflo underflow and treatment efficiency, critical chemicals/consumables that are most vulnerable to potential supply limitations, and identifying temporary or permanent alternatives to those chemicals was submitted. All Technical Memorandums have been completed and delivered to Tampa Bay Water. All final invoices have been paid and purchase orders and contracts have been closed. This project received $269,786.93 through the SWFWMD's Cooperative Funding Initiative.

Project Closeout Report - September 2022

Project Number	01611
Project Name	South Hillsborough Wellfield (New Wellfield via SHARP Credits)-Feasibility
JPA Participant	None
Project Manager	Danielle Keirsey
Construction Manager	Richard Menzies

Final Schedule		
Phase	**Start Date**	**End Date**
Planning	10/8/2018	6/30/2022
Close-Out	7/1/2022	10/17/2022

Project Description
The South Hillsborough Wellfield Feasibility Study purpose is to further assess the feasibility of developing a new wellfield and associated collection mains and water treatment facilities using credits from the injection of reclaimed water by Hillsborough County. The feasibility project includes a test production well and monitor wells, aquifer performance test, wellfield modeling and water use permit application, collector main layout and water treatment facilities required to meet Exhibit D of the Master Water Supply Contract and finalized negotiations with Hillsborough County for aquifer recharge credits, which in total will enable Tampa Bay Water to determine the cost and capacity of the new wellfield. The overall objective of the project is to evaluate the feasibility of increasing Tampa Bay Water's available groundwater supply by 7.5 mgd.

Project Closeout Report - September 2022

Final Funding Summary*	
Funding Source	**Total**
Uniform Rate Funds	$2,352,461.63
Totals	**$2,352,461.63**

Financial Summary	
Highest Approved Budget	**$3,064,057.00**
Total Expenses	**$2,352,461.63**
Total Unspent Funds*	**$711,595.37**

Purchase Orders/Other Encumbrances and Expenses

Purchase Order	Contract Number	Service Type	Vendor	Actual Expenses
20190251		Property	AMERICAN ACQUISITION GROUP, LLC	$24,489.96
20200213		Engineering Services	HSW ENGINEERING INC	$291,495.00
20200454		Professional Services	ARDURRA GROUP, INC	$2,250.00
20200582		Professional Services	RAFTELIS FINANCIAL CONSULTANTS, INC.	$122,991.55
Property-1		Property	Hillsborough County BOCC	$135,000.00
Property-2		Property		$10,159.00
20200623		Engineering Services	ARDURRA GROUP, INC	$10,950.00
Permit-1		Permit Fees	Hillsborough County BOCC	$1,182.84
Workshops		Miscellaneous Expenses		$3,044.20
20200636		Professional Services	QUEST ECOLOGY INC	$8,232.50
20210219		Professional Services	ARDURRA GROUP, INC	$5,850.00
Permit-2		Permit Fees	Quest Ecology Inc.	$460.00
20210380		Professional Services	WSP USA INC	$784,774.25
20210381		Construction	JOHN H GRANGER MAINTENANCE & CONSTRUCTION, INC.	$63,448.00
TECO - 1		Construction		$3,180.64
20210419	2019-055	Construction	A.C. SCHULTES OF FLORIDA, INC.	$795,509.00
20210453		Professional Services	WSP USA INC	$47,560.00
20210583		Construction	SMITH INDUSTRIES INC	$4,012.19
20220260		Professional Services	WSP USA INC	$37,872.50
			Totals	**$2,352,461.63**

*Funding Sources have been adjusted to match expenses. Unspent funds have been returned to applicable funding source. All Purchase Orders have been closed.

Project Closeout Report - September 2022

Closeout Summary
This project evaluated the feasibility of permitting and constructing a new wellfield in Southern Hillsborough County using credits from the South Hillsborough Aquifer Recharge Project (SHARP). This feasibility study included the construction of a test well and an aquifer performance test. In addition, this project included reclaimed credits analysis and negotiations. This project was not selected as the next water supply project to meet the region's water demands by 2028. The project will be retained in the long-term master water planning process and will be reconsidered as a future water supply. All final reports have been completed and delivered to Tampa Bay Water. All final invoices have been paid and purchase orders and contracts have been closed.

TAMPA BAY WATER
Supplying Water To The Region

AGENDA ITEM A.11

DATE: September 28, 2022

TO: Board of Directors

THRU: Charles H. Carden, General Manager

FROM: Maribel Medina, Interim Engineering Senior Manager

SUBJECT: Professional Engineering Services for the Cypress Creek Water Treatment Plant Chemical Piping Replacement Project No. 50051, Contract No: 2022-060 - *Approve*

SUMMARY

A Consultants' Competitive Negotiations Act (CCNA) procurement process was conducted to obtain professional services for the Cypress Creek Water Treatment Plant Chemical Piping Replacement Project (50051). A contract has been negotiated with the top-ranked firm, Hazen and Sawyer, P.C., in the amount of $819,965.

SUGGESTED ACTION

Approve negotiated contract with top-ranked firm, Hazen and Sawyer, P.C., for the Cypress Creek Water Treatment Plant Chemical Systems Replacement Project (50051), Contract No: 2022-060.

COST/FUNDING SOURCE

$819,965/ Renewal and Replacement Fund

DISCUSSION

On May 12, 2022, Tampa Bay Water posted the Request For Proposals on Demandstar.com for the Cypress Creek Water Treatment Plant Chemical Piping Replacement Project (50051), Contract No. 2022-060. Over 590 firms were notified through advertisement on DemandStar and Tampa Bay Water's website and 21 firms downloaded the Request for Proposal. Tampa Bay Water also notified four

supplemental suppliers. A pre-proposal meeting and site visit was held on May 24, 2022, with one participating firm attending. On June 23, 2022, Tampa Bay Water received a timely, responsive sole proposal from Hazen and Sawyer, P.C.

The sole proposal received MBE/WBE points and was not a new firm to Tampa Bay Water. Staff reached out to other planholders/firms to inquire why they did not submit a proposal. The contacted firms provided several reasons including: project was not within their scope of work or area of technical expertise and some were interested on pursuing other Tampa Bay Water projects.

The selection committee, comprised of Tampa Bay Water technical staff rated the sole proposal in several categories including project manager and construction manager qualifications; recommended project approach/schedule/risk management; team qualifications; volume of work previously awarded and certified minority business using the advertised technical scoring criteria. The committee agreed Hazen and Sawyer, P.C., to be qualified.

Staff has negotiated a scope and fee to conduct the work for the Cypress Creek Water Treatment Plant Chemical Piping Replacement Project (50051). Scope includes design, permitting assistance, bidding, construction management and inspection, and start-up assistance services for the project. The scope and fee schedule for this contract is attached to this Agenda Item. The scope and fee for Hazen and Sawyer, P.C. services for this project has been negotiated in the amount of $819,965, inclusive of $75,000 for owner's allowance.

Staff recommends Board approval of the negotiated contract to Hazen and Sawyer, P.C.

The proposed contract is available upon request, has been reviewed and approved as to form by Tampa Bay Water's General Counsel.

BACKGROUND

Tampa Bay Water's CIP Plan is a comprehensive ten-year plan of approved and proposed capital projects. The CIP is updated annually and is subject to changes as the needs for specific projects become more defined and as final approval of individual projects is provided by the Board.

The Cypress Creek Water Treatment Plant is located in Pasco county and utilizes a combination of Sodium Hydroxide (NaOH), Ammonium Hydroxide (NH3), and Sodium Hypochlorite (NaOCl) in its treatment process. The chemical systems include above and below ground chemical piping, metering pumps, tanks, and in-pipe chemical injection points for pre and post injection. The age and material of these systems vary throughout the facility. Each system has needed minor repairs over the past several years. The NaOH, NaOCl, and NH3 systems have experienced wear and need replacement, and/or the pumps have become obsolete and are no longer supported by the manufacturer.

Respondents were instructed to present a design approach that would assess each of the chemical systems and provide recommendations for suitable replacements.

Attachment (1)

Cypress Creek WTP Chemical Systems Replacement - Scope of Services

Tampa Bay Water
Cypress Creek Water Treatment Plant
Chemical Systems Replacement
Scope of Work
FINAL (9-20-2022)

BACKGROUND:

Tampa Bay Water owns and operates several groundwater treatment facilities, including the Cypress Creek Water Treatment Plant (WTP) located in central Pasco County. The facility was originally constructed in the 1970s and expanded in the 1980s. Raw groundwater from the Cross Bar Ranch and Cypress Creek wellfields is treated, blended with regional water from the Cypress Bridge Transmission Main, and pumped to the Cypress Creek Transmission Main for distribution to the Member Governments. The WTP provides chemical treatment, disinfection, ground storage, and high service pumping. Chemical usage includes sodium hydroxide, sodium hypochlorite, and ammonium hydroxide.

Due to the age, condition, and in some instances obsolescence, of chemical feed piping and storage and pumping equipment, Tampa Bay Water identified the need for renewal and replacement of certain assets to renew their useful lives. These improvements are necessary to provide long-term reliability, maintain or increase redundancy, and support continuous levels of service. To support this end, Tampa Bay Water selected Hazen and Sawyer (Hazen) to provide professional engineering services in connection with the Chemical Systems Replacement project. The tasks set forth in this Scope of Services include evaluation, design services, permitting, bid phase services, and services during construction. Details of the Scope of Services follow.

The major improvements to be incorporated into the design are as follows:

<u>Temporary Chemical Systems:</u>

- Design accommodation for Contractor supplied temporary chemical system to allow for operation for three (sodium hydroxide, sodium hypochlorite, and ammonium hydroxide) chemical systems to support maintenance of plant operations during construction.

<u>Bulk Chemical Storage Tanks:</u>

- Evaluate condition of Sodium Hydroxide and Ammonium Hydroxide; it is assumed these tanks are in adequate condition and do not need to be replaced for the detailed design scope shown below.
- Replacement of bulk storage tanks for sodium hypochlorite (two tanks). Design will be based on the same chemical concentrations as currently used at the facility.

<u>Chemical Feed Systems:</u>

- Replacement of existing sodium hypochlorite, sodium hydroxide, and ammonium hydroxide metering pump skids (Tampa Bay Water is performing replacement of the Pre-Ammonia metering pump skid in house)

- New chemical metering pump skids will be based on using skid mounted chemical feed pumps and the following:
    - Sodium hypochlorite pumps will be progressive cavity pumps with Seepex serving as basis of design.
    - Sodium hydroxide and ammonium hydroxide feed pumps will be progressive cavity pumps unless turndown is an issue. If greater turndown is required than can be achieved using progressive cavity pumps, then mechanically-driven diaphragm pumps (Prominent or Pulsafeeder) will serve as basis of design.
- The sodium hydroxide metering pump system will consist of three skids and a total of six pumps (replacement of five existing units and addition of a sixth unit for redundancy).
- The sodium hypochlorite metering pump system will consist of two skids (a three-pump pre-treatment high/low flow skid and a two pump post-treatment skid).
    - The newer 3-pump skid that was replaced in house will be evaluated to determine reuse potential.
- The ammonium hydroxide metering pump system will consist of two skids and a total of six pumps (replacement of five existing units and addition of a sixth unit for redundancy).
    - Tampa Bay Water recently replaced the pre-treatment ammonium hydroxide pump skid in house. This 3-pump skid, including interior piping/tubing, flow meters, and controls will be evaluated for reuse potential.
- New or replacement of existing transfer pumping equipment is not part of this project.

<u>Chemical Feed Piping:</u>

- New interior exposed chemical piping and new buried chemical piping (Double contained using tubing for carrier pipe and PVC pipe for the casing with a low point level transmitter for leak detection) for the Sodium Hydroxide, Sodium Hypochlorite, and Ammonium Hydroxide systems. Removal of the existing chemical piping for the above systems.
- Replacement of chemical piping/tubing at each chemical injection point, between the transition from buried to exposed and the replacement of the injectors (SAF-T-FLO as basis of design). All existing injectors will be replaced.
- Sodium hydroxide (50% concentration) piping will be designed to include insulation and heat tracing.

<u>Structural Improvements:</u>

- Remove and replace tank housekeeping pads. The design does not include structural modifications to the containment areas to increase their volumes.
- Extensions to metering pump housekeeping pads to account for increased metering pump skid sizes.
- Concrete spot repairs (i.e., shallow concrete spall repair, crack repair) within existing containment areas.

  Repair or replace existing containment area coating systems, as determined by an evaluation

during the preliminary design phase.

Electrical:

- New cable and conduit runs to new chemical feed pumps and instrumentation equipment.
- New heat trace system for sodium hydroxide piping/tubing.

Instrumentation:

- New liquid level sensing instrumentation for new bulk storage tanks, including top-entry ultrasonic level transmitters and controllers (HydroRanger) and visual magnetic level indicators (Magnetrol).
- New electromagnetic flow meter (Krohne or Siemens Sitrans as basis of design) at each metering pump skid.

Safety Equipment:

- New safety shower/eye wash stations at new chemical injector locations/as determined by Tampa Bay Water.

TASKS:

Task 1 – Project Management and Administration

1.1. Project Management

Hazen will provide ongoing project management services over the duration of the project, which is assumed to be 36 months. This will include submission of monthly invoices with status reports and overall project coordination for the duration of the project, including managing the subconsultants and conducting period meetings with the team to coordinate activities, work effort, and progress. Invoices and reports will be transmitted through Masterworks Items Posting and Pay Estimates Modules. This task will include the development of a project schedule using MS Project with schedule updates provided during the review meetings for the design deliverables (BODM, 60%, 90%, and 100%). MS Project Schedule will also be submitted with any updates on a monthly basis in MS Project and uploaded to Masterworks.

1.2. Kickoff Meeting

Hazen will prepare an agenda for, and facilitate over, a kickoff meeting to be attended by key Tampa Bay Water stakeholders. The meeting will serve as the venue to establish lines of communication and review the Scope of Services, deliverables, and project schedule. Hazen will develop and issue meeting minutes to attendees, which summarize meeting highlights and identify action items. Up to three (3) Hazen team members will be in attendance. Meeting Minutes will be drafted within 5 working days of the meeting date and submitted in Draft form in MS Word format for Tampa Bay Water stakeholder review. A final version will be sent in both MS Word and Adobe PDF format and uploaded to Masterworks.

1.3. Risk Evaluation

Hazen to perform a risk evaluation at each major design milestone (BODR, 60%, 90%, and 100%) to document risks and risk mitigation measures to confirm that the project approach aligns with Tampa Bay Water's risk tolerance. This information will be documented and tracked in the Masterworks Risk Register module.

1.4. Masterworks Document Management

Hazen will designate two (2) primary Masterworks users including the Project Manager and an additional employee who will participate in training to learn the software functionality to assist with this project.

1.5 Lessons Learned Meetings

Hazen will prepare for and attend two lessons learned meetings hosted by Tampa Bay Water after the completion of the Bidding Phase and at project close out. Preparation will include review of Tampa Bay Water Lessons Learned questionnaire and development of talking points for discussion at the meeting. It is assumed that no presentation materials are required for this effort and up to two Hazen staff will attend the meeting.

Task 2 – Site Evaluation

2.1. Subsurface Utility Engineering (SUE)

A. Hazen will retain a specialty subconsultant (GeoView) for the completion of ground penetrating radar (GPR) to locate buried utilities in congested pipe corridors and/or localized areas for which existing data is incomplete or questionable. Three (3) consecutive days of on-site GPR is assumed. GPR subconsultant will designate and mark the horizontal locations and prepare and submit a field report documenting findings.

B. The same specialty subconsultant (GeoView) will also perform potholing using vacuum excavation means. Soft digs will be completed at locations at which horizontal alignment is known and where confirmation of depth to cover, pipe size, and/or location of a change in direction is desired. It is expected that vacuum excavation will be utilized in congested pipe corridors and/or at crossings/conflicts where access is not restricted and overhead obstructions are not present. Two (2) consecutive days of on-site vacuum excavation is assumed. Vacuum excavation subconsultant will designate and mark the horizontal locations and prepare and submit a field report documenting findings including depth to top of pipe, location (northing and easting), nominal pipe size, and pipe material.

2.2. Site Survey

Hazen will engage the services of a subconsultant (Hyatt Survey Services, Inc.) to perform limited topographic survey. Two (2) full days of on-site survey activities are

assumed. The Site survey activities will be scheduled to follow the SUE activities such that the flags/stakes associated with the utility locates can be included in the survey of at-grade features.

2.3. Bulk Chemical Tank Integrity Testing

Hazen will engage the services of a subconsultant (Corrosion Probe, Inc.) to evaluate the carbon steel sodium hydroxide and stainless-steel ammonium hydroxide storage tanks (including the associated scrubber vessel). The testing/inspection of the tank welds and plate will be completed in-situ using non-destructive means (i.e., ultrasonic thickness testing). Record information on the existing tanks will be requested from Tampa Bay Water in order to establish the original wall thickness to serve as a basis for comparison against.

Task 3 – Data Collection and Review

3.1. Data Request and Review

Hazen will develop and issue a data request list and review data made available by Tampa Bay Water. Anticipated data needs, may include, but are not limited to:

- Record drawings for the WTP, which have not already been provided to date, including existing building, equipment, and yard piping associated with the WTP in PDF format, and DWG CAD files (preferred), if available.
- O&M information and/or approved submittals for existing tank, static mixers, and pumping equipment.
- WTP operational data, including raw water flow, finished water flow, and high service pumping flow.
- Water quality data at each chemical application point (pre, post, NCHI).
- Historic chemical usage data.
- Historic dose data for each chemical at each application point.
- Chemical technical and safety data sheets for all chemicals.
- Updated process flow diagram showing chemical feed locations, and which feeds are active/inactive. For the active feed locations, identify which are continuous and which are intermittent (used seasonally, for emergencies, or as a backup only).
- A copy of the Chemical System Master Plan (once completed).
- Any Tampa Bay Water standard details or specifications, which are applicable.
- Inspection report for Sodium Hypochlorite FRP bulk storage tanks.

3.2. Site Visits

A. Hazen will conduct three (3) site visits to field verify existing conditions and interview operations personnel. During the site visits, digital photographs and field measurements will be obtained as required to support the evaluations. Three (3) engineers will attend each site visit. During one site visit a structural engineer will visit the site and examine building, equipment, and facility conditions as they relate to the above desired improvements.

B. Hazen will submit a brief field report from the structural engineer, which will summarize the existing containment area conditions and identify areas of concern and additional investigation (non-destructive) based on proposed improvements.

3.3. CAD Base File Development

Hazen will utilize existing record drawings in CAD and PDF format to develop CAD base files for use in drawing development for preliminary and detailed design Tasks. Record drawing information will be supplemented by information gathered during site visits and as part of the Site Assessment under Task 2.

Task 4 – Preliminary Design

4.1. Basis of Design Development

Hazen will perform the following efforts to develop the basis of design for the proposed improvements:

- Evaluate the existing chemical pumping and storage equipment to identify equipment which may be reused. Assets that should be scheduled for replacement as part of this Project will be inventoried.
- Evaluate historical data and individual chemical usage and dosing requirements to establish dosing criteria.
- Develop the basis of design criteria for the sodium hypochlorite storage and feed system.
- Develop the basis of design criteria for the sodium hydroxide storage and feed system.
- Develop the basis of design criteria for the ammonium hydroxide storage and feed system.
- Identify hook ups/equipment needed for existing tanks to accommodate future bulk tank for the Ammonium Hydroxide system.
- Establish basis of design manufacturers for principal equipment and components.
- Establish a materials of construction schedule for piping, tubing, and injection quills, wetted pump parts, and appurtenances.
- Review permitting requirements for the proposed WTP improvements.
- Develop structural design criteria for proposed structures.
- Develop electrical design criteria for proposed improvements.
- Develop instrumentation design criteria for proposed improvements.
- Develop an approach to maintenance of plant operations to support continuity of service.
- Develop preliminary cost estimate (base scope and NCHI evaluation improvements).
- Develop preliminary estimated construction schedule based on proposed sequence of construction and equipment lead time estimates.
- Create a preliminary drawing list and list of specifications.

4.2. NCHI Evaluation

A. Currently, the North Central Hillsborough Intertie (NCHI) includes sodium hydroxide injectors downstream of a static mixer. In order to have greater control of the Regional water quality Tampa Bay Water will consider additional chemical feed at that location. Hazen will evaluate the feasibility of providing sodium hypochlorite and ammonium hydroxide injectors along the exposed section of the NCHI. If the concept is viable a theoretical dose will be approximated, conceptual design criteria will be developed, and a list of capital improvements will be identified. Two figures will be developed as part of this effort: a process flow schematic and a conceptual site plan showing the locations of the proposed improvements. Implementation of the recommended improvements is not included under this Scope of Services.

B. The static mixer's location relative to the chemical application points will also be evaluated to determine if location or orientation of the feed points can be optimized to improve mixing and decrease scaling. Hazen will evaluate whether relocation of the ammonium hydroxide feed upstream could improve scaling or provide better chemical feed control.

4.3. **Additional Evaluations**

A. A high-level evaluation will be performed to determine the impacts, advantages and disadvantages, and planning level capital cost and annual chemical use costs associated with a transition from 50% strength solution to 25% sodium hydroxide. The evaluation would assess reduced days of storage, increased delivery frequency, and pump upsizing requirements based on the tank quantity and capacity matching those of the existing tanks.

B. The existing containment area volumes will be evaluated to confirm whether 110% containment volume is provided for each chemical area. Any deficiencies will be documented. Implementation of improvements to increase storage area containment volume is not included in the design.

4.4. Basis of Design Memorandum (BODM)

Hazen will prepare and submit a Draft BODM and submit it electronically to Tampa Bay Water for their review and comment. The Draft BODM will describe the basis of design evaluations, the NCHI evaluation, and the additional evaluations. Hazen will attend a meeting with Tampa Bay Water to review the findings and conclusions of the Draft BODM and receive review comments. Review comments and a review meeting will be within 14 calendar days of the submittal date. Hazen will prepare and distribute a meeting agenda. Meeting Minutes will be drafted within 5 working days of the meeting date and submitted in Draft form in MS Word format for Tampa Bay Water stakeholder review. Tampa Bay Water will provide meeting minute comments within 5 days. A final version will be sent in both MS Word and Adobe PDF format and uploaded to Masterworks. Hazen will revise the draft BODM based on Tampa Bay Water comments and submit a Final BODM, which shall serve as the basis for proceeding to detailed design. Figures to be submitted with the BODM include:

- Site plan (1)
- Yard piping plans (2)
- Enlarged plan of sodium hypochlorite and sodium hydroxide rooms
- Enlarged plan of ammonium hydroxide room

Task 5 – Detailed Design

Hazen will prepare Contract Documents, including design drawings and technical specifications, for incorporation into Tampa Bay Water's standard front end procurement documents. Quality Assurance and Quality Control will be performed prior to each design submittal to Tampa Bay Water. Drawings and technical specifications will conform to Tampa Bay Water standards, where applicable. It is assumed that the design will include up to 33 drawings. Hazen will adhere to Tampa Bay Water CADD/BIM standards for plotting and will provide Tampa Bay Water with the applicable plot files, final design electronic file copies, and record drawings upon Project completion. Final design drawings will be prepared using 22" x 34" paper size with a layout suitable with true half-size scale reduction. Technical specifications will be prepared using 8-1/2" x 11" sheet size, in Microsoft Word. Technical specifications will be provided in a format acceptable to Tampa Bay Water.

Hazen will also develop an estimated construction schedule and an engineer's opinion of probable construction cost (EOPCC) at each detailed design milestone. At each design milestone, Hazen will provide a Class 3 level EOPCC as defined by the Association for Advancement of Cost Engineering International (AACE International). An EOPCC of this type is normally expected to be accurate within +30% and -20%. These activities will be performed at each design milestone.

5.1. 60% Design Submittal

Hazen will prepare 60% design drawings, technical specifications, estimated construction schedule, and EOPCC. 60% design documents will be submitted to Tampa Bay Water. Hazen will prepare a meeting agenda and facilitate a design review meeting to discuss comments. Review comments and a review meeting will be within 14 calendar days of the submittal date. Meeting minutes will be prepared and submitted within 5 working days of the event to document comment resolution, discussion items, and action items and will be uploaded to Masterworks. Tampa Bay Water will provide meeting minute comments within 5 days. Hazen will keep a log of changes/comments resulting from the design submittal.

5.2. 90% Design Submittal

Hazen will prepare 90% design drawings, technical specifications, estimated construction schedule, and EOPCC. 90% design submittal will include a draft Bid Form with estimated quantities and payment item descriptions. 90% design documents will be submitted to Tampa Bay Water. Hazen will prepare a meeting agenda and facilitate a design review meeting to discuss comments. Review comments and meeting shall be within 21 calendar days of the submittal date. Meeting minutes will be prepared and submitted within 5 working days of the event to document comment resolution, discussion items, and action

items and will be uploaded to Masterworks. Tampa Bay Water will provide meeting minute comments within 5 days. Hazen will keep a log of changes/comments resulting from the design submittal.

5.3. 100% Design Submittal

Hazen will prepare 100% design drawings, technical specifications, estimated construction schedule, EOPCC, and Bid Form. 100% design documents will be submitted to Tampa Bay Water. Hazen will prepare a meeting agenda and facilitate a design review meeting to discuss comments. Review comments and meeting shall be within 14 calendar days of the submittal date. Meeting minutes will be prepared and submitted within 5 working days of the event to document comment resolution, discussion items, and action items and will be uploaded to Masterworks. Tampa Bay Water will provide meeting minute comments within 5 days Hazen will keep a log of changes/comments resulting from the design submittal.

5.4. Bid Ready Submittal

A. Hazen will prepare an issued for bid submittal to support Task 6. The bid submittal will include drawings and technical specifications that are signed and stamped by the Engineers of Record.

B. Hazen will review Tampa Bay Water's front end/procurement documents and coordinate their requirements with the technical specifications. Hazen will also coordinate with Tampa Bay Water to develop the necessary information required for bidding, including but not limited to contract time of completion, liquidated damages, bid form values, and special project conditions.

Task 6 – Bid Phase Services

Hazen will assist Tampa Bay Water during the bidding phase of the Project.

6.1 Pre-bid Conference

Hazen will attend a pre-bid conference to be held with prospective bidders(s) and review written meeting minutes of the issues discussed.

6.2 Responses to Bidder Questions

During the bid period, Hazen will assist Tampa Bay Water by providing response material to requests for information (RFIs). All requests and responses will be documented and submitted to all potential bidders in an addenda prepared by Tampa Bay Water's Purchasing Specialist.

6.3 Bid Evaluation and Award

Hazen will evaluate the lowest bid for completeness and price, including alternative prices and unit prices (if any), and make a formal recommendation to Tampa Bay Water with respect to the award of Contract.

Task 7 – Services During Construction

7.1 Preconstruction Conference

Hazen will prepare an agenda and conduct a pre-construction meeting with Tampa Bay Water and the Contractor as required by the Contract Documents. The purpose of the meeting will be to define responsibilities, review project administrative requirements, and receive the Contractor's plan to complete the work. It is typical that issues of safety requirements, Contractor and staff contact information, submittals, permitting, schedule, work hours, staffing requirements for shutdown, staging areas, payment schedules, and startup considerations will be discussed. The Contractor will also present a proposed invoicing method and format. Hazen will develop the agenda and distribute meeting minutes to all attendees. Two (2) attendees from Hazen will participate in the preconstruction meeting. Tampa Bay Water will issue the Notice to Proceed to the contractor.

7.2 Construction Progress Meetings

Hazen will maintain regular communication with Tampa Bay Water and Contractor by leading and participating in monthly construction progress meetings upon contract award through Final Completion in order to monitor project progress and identify issues with current work. The progress meetings will be conducted virtually until the contractor mobilizes and then the meetings will be held at the Cypress Creek WTP. It is assumed that the Hazen project manager will attend the construction progress meetings. Hazen will prepare and distribute an agenda and meeting minutes for each meeting. Hazen will attend up to nine (9) monthly construction progress meetings at the Cypress Creek WTP during construction.

7.3 Shop Drawing Reviews

A. The Contractor will prepare shop drawings of selected equipment and other components of the Work as specified in the Contract Documents. Hazen will use Masterworks to track and review submittals submitted by the Contractor. Masterworks will serve as a log, will be used by Contactor to upload and route the review of submittals, including shop drawings, material samples, operation and maintenance manuals, results of tests and inspections, and other data. Shop-drawing submittals will be reviewed by Hazen for compliance with the design intent and Contract requirements. As part of this task, Hazen will determine the acceptability of substitute materials and equipment proposed by the Contractor. It is assumed that forty-five (45) individually numbered submittals will be received throughout the project. Recognizing that some submittals will require multiple

resubmittals and others may not require any, it is assumed that each submittal will require one resubmittal.

B. Hazen will rely on Masterworks Submittals Module to maintain a log of submittals which includes submittal number, subject, date received, reviewer, action taken, and date returned and applicable resubmittals. If during the shop drawing review process, the Contractor requests substitute materials and/or equipment, Hazen will provide a recommendation on the submittal to Tampa Bay Water.

7.4 Requests for Information

Hazen will rely on Masterworks Request for Information (RFI) Module to receive and respond to contractor RFIs or requests for clarification of the Contract Documents or design intent. Hazen will interpret the meaning of the Contract Documents and will provide required clarifications or explanations of the design intent and requirements. Hazen will rely on Masterworks RFI Module to maintain a log of all such received requests, noting the date received, subject, resolution, and date response was returned to the Contractor. All such reviews and replies will be in writing and will be done expeditiously. It is assumed that ten (10) RFIs will be received throughout construction.

7.5 Cost Proposal Review and Change Order Development

Hazen will assist Tampa Bay Water in preparing Request for Proposal (RFP) documentation necessary to solicit responses from the Contractor for proposed changes to contract cost and/or time. Hazen will review proposed costs provided by the Contractor and provide input/recommendations and negotiation assistance to Tampa Bay Water. Development and review of five (5) cost proposals is assumed. Hazen will rely on Masterworks Potential Change Order (PCO) and Change Order (CO) Modules to track and monitor Owner's Allowance utilization. Tampa Bay Water Construction Manager is ultimately responsible for the approval of both PCOs and Change Orders. In addition, Hazen will assist with incorporating cost proposals into change orders to the Contract, if required. Four (4) change orders are assumed.

7.6 Pay Application Review and Approval

Hazen will utilize Masterworks Items Posting and Pay Estimates Module to review monthly payment applications from the Contractor and authorize or reject via Masterworks electronic workflows based on construction progress/task percent completion. Within five (5) days after receipt of the formal application for payment from the Contractor, the Hazen Project Manager will confer with the RPR on their review of the pay application for compliance and provide a response in Masterworks.

For the purposes of estimating the level of effort associated with this task, it is assumed that Hazen will review up to sixteen (16) pay application requests.

7.7 Periodic Site Visits/Inspections

Hazen will provide periodic site visits by design engineers at intervals appropriate to the various construction stages of the Work in progress. This Scope of Services assumes twelve (12) total site visits. Such site visits shall review materials and equipment being used to determine if work is proceeding, in general accordance with the Contract Documents. Whenever possible, site visits by key personnel will be conducted on the same day as progress meetings to consolidate the number of site visits required. Special visits, in addition to those conducted during construction progress meetings, are included in this task.

7.8 Startup and Testing Support

Hazen will assist Tampa Bay Water and the Contractor during systems startup and commissioning and to confirm that the improvements function in accordance with the Contract Documents. It is anticipated that this task will include the review of the Contractor's proposed method and schedule for start-up of the equipment and facilities; presence at system checkouts and startup testing; providing technical guidance during operational confirmation and acceptance testing; reviewing test data; and troubleshooting. It is assumed that Hazen will provide up to forty (40) hours of assistance. Hazen will advise Tampa Bay Water of observed startup problems and suggested corrective actions to be performed by the Contractor.

7.9 Project Completion and Closeout

A. Upon request of the Contractor for substantial completion status, Hazen will conduct one pre-final site inspection with Tampa Bay Water to determine if the project is substantially complete. The pre-final site inspections will be attended by the RPR and engineer of record for each discipline.

B. If all parties agree that the work is substantially complete, Hazen will issue a recommendation of substantial completion to the Contractor for the purpose of establishing the start date for equipment warranties and to establish the date that Tampa Bay Water will assume responsibility for the Work.

C. Hazen will prepare a punch list in Masterworks to be shared with the Contractor for final completion based on the observations from the pre-final inspection.

D. Hazen will conduct one final completion inspection to determine if the work has been completed in accordance with the contract documents and the punch list. The final completion site inspections will be attended by the RPR and engineer of record for each discipline.

E. Subsequent to and upon acceptable final inspection, Hazen will recommend, in writing, final payment to the Contractor and give written notice to Tampa Bay Water and Contractor that the Work is acceptable subject to any expressed conditions. The written notification should be attached to the final items posting and Pay estimates submitted via Masterworks.

F. Hazen will provide construction completion certification to Tampa Bay Water indicating the work was completed per the design and intentions of the contract documents.

7.10 Record Drawings

Hazen will prepare final record drawings based on Contractor supplied red-lined drawings, approved shop drawings, on site observations, and other knowledge regarding field changes and change orders made during the construction phase of the project. Record drawing deliverables will be submitted prior to Hazen's contract completion and be formatted in accordance with Tampa Bay Water standards.

Task 8 – Resident Project Representative (RPR) Services

A. An active construction period of 9 months is assumed. Hazen will provide a part-time Resident Project Representative (RPR) during the project's active construction period. The on-site construction observation for the project is assumed to require one RPR for twenty-four (24) hours per week for thirty-six (36) weeks for a total of 864 hours. The RPR will perform the following tasks:

1. Progress Meetings: Hazen's RPR will attend construction progress meetings and other job conferences, as required, during the active on-site construction period.

2. Documentation: Prepare and maintain project documentation, including but not limited to the following:

   - Action Items
   - Testing Requirements and Forms
   - Deficiency/Noncompliance
   - Complaints
   - Project Photos
   - Inventory and Verification of Stored Materials
   - Completion List Items

3. Testing Log: The RPR will develop and maintain a testing log to document the date and result of all testing completed onsite during construction. The log will be presented at each construction progress meeting and memorialized as an attachment to the meeting minutes.

4. Use of Approved Shop Drawings: Advise all parties immediately of the Contractor's commencement of any work requiring a submittal that has not been reviewed and approved by Hazen and utilize approved Shop Drawings and issued RFI's to

supplement the requirements of the Contract Documents and verify compliance with all supplemental conditions and directions given.

5. Daily Construction Observation: Conduct and record on-site observations of the work in progress for each day on site Maintain a complete and accurate daily log of activities, utilizing the Daily Progress Reports module in Masterworks. Develop daily progress reports and submit to Tampa Bay Water. Obtain digital progress photos that are date and time stamped and provide to Tampa Bay Water upon request. Daily reports are to include notations of personnel on site, weather conditions, description of work done, and other conditions to completely describe the work activities and conditions for each day.

6. Deficiency Reports: Report to Hazen and Tampa Bay Water any work which is unsatisfactory or faulty, does not conform to the Contract Documents, is otherwise defective, does not meet the requirements of any observations, tests, or approvals required, or has been damaged prior to final payment. Hazen will then advise Tampa Bay Water as to whether work should be corrected or rejected, uncovered for observation, or requires special testing/inspection by qualified individuals.

7. Visitors: Accompany visiting inspectors representing public or other agencies having jurisdiction over the project. Record the outcome of these inspections and report to Tampa Bay Water.

8. Coordination of Work: Consult with the Contractor in advance of scheduled major tests, observations, or the initiation of major phases of the work. Advise Tampa Bay Water of schedules for testing and changes to test schedules. Coordinate construction activities with the day-to-day efforts of operations personnel to maintain uninterrupted, unhindered, and safe work conditions for Tampa Bay Water staff. Coordinate training activities with designated Tampa Bay Water staff to establish dates and times for training events which are mutually agreeable to manufacturers, vendors, Contractor, and Tampa Bay Water. No shutdowns shall occur without being coordinated with and approved in advance by Tampa Bay Water Construction, Operations and Maintenance staff.

9. Pay Applications: Review Applications for Payment for compliance with the established procedure for their submission. The RPR will perform the following for each monthly payment application:

    - During the last week of each month, meet with the Contractor and agree on an acceptable percent complete for each item of work performed that month.

    - Verify that Contractor red lines have been updated for work completed to date.

    - Check that appropriate subcontractor releases of liens are submitted.

- Verify stored materials inventory has been properly accounted for as to new stored materials received and that previously stored materials that have been installed are removed from the stored materials inventory.

10. Construction Schedule: The RPR will provide Tampa Bay Water with a monthly update on construction schedule progress, or lack thereof, to maintain the critical path and advise Tampa Bay Water of any conditions which will impact schedule. In addition, the RPR will make a recommendation with respect to how to proceed for actions that the Contractor proposes to maintain schedule.

11. Stored Materials and Quantities: Keep track of quantities placed, including stored materials. Make written recommendation in relation to the schedule of values for work completed, materials stored, and equipment delivered to the site, but not incorporated into the work.

12. As-Built Drawing Review: Review the Contractor's red lines monthly to confirm the adequacy of the records.

13. Completion Lists: Leading up to substantial completion, the RPR will conduct substantial completion walk through(s) with the Contractor to determine if the project is ready to be considered for substantial completion. The walk through(s) will result in the preparation of a preliminary list of items (completion lists) to be completed by the Contractor prior to having Hazen and Tampa Bay Water's personnel review the work for substantial completion.

14. Punch List Review: After substantial completion has been achieved and Hazen's punch list has been generated, the RPR will conduct observations of the completed punch list items to verify the work has been completed and the work is ready for final completion. The RPR will then notify Hazen and Tampa Bay Water when all items are complete.

B. The RPR will not undertake any of the responsibilities of the Contractor or his subcontractors. The RPR will not advise on or issue directions pertaining to any aspect of the means, methods, techniques, sequences, or procedures of construction unless such is specifically called for in the Contract Documents. The RPR will not advise on or issue directions about safety precautions and programs relating to the Contractor's Work. However, if potential unsafe conditions or practices are observed, the RPR is to bring these to the attention of the Contractor. If conditions are not addressed in a timely manner, the RPR is to bring the issue to the attention of Hazen and Tampa Bay Water. The RPR will not approve any interruptions or modifications of Tampa Bay Water's facilities without the prior approval of Tampa Bay Water.

C. It is anticipated that under this Scope of Services, normal construction activities will be based on a Monday through Friday work week with work hours from 7:00 am to 6:00 pm. Coverage for part-time RPR services, as indicated previously, will normally be over this daily time period while the Contractor is on-site. For scheduled tie-ins and shutdowns outside of this normal daily time period, RPR services will coincide with the Contractor's schedule which is assumed to remain within a normal 40-hour work week.

DELIVERABLES:

The following is a schedule of deliverables that will be provided to Tampa Bay Water. All deliverables are electronic, unless specifically indicated otherwise.

Task No.	Description	Deliverable
1	Project Management and Administration	• Kickoff meeting agendas and minutes • Monthly status reports and invoices • Risk Register updates.
2	Site Evaluation	• Bulk chemical tank integrity test reports
3	Data Collection and Review	• Data request(s) • Structural design discipline field report
4	Preliminary Design	• Draft BODM • BODM review meeting agenda and minutes • Final BODM

5	Detailed Design	• 60%, 90%, and 100%
		  o Drawings
		  o Specifications
		  o EOPCC
		  o Construction schedule update
		  o Review meeting agenda and minutes
		• 90% and 100%
		  o Bid form
		• Issued for bid submittal

6	Bid Phase Services	• Responses to bidder questions • Bid award recommendation letter
7	Services During Construction	• Monthly progress meeting agendas and minutes • Shop drawing review packages • Shop drawing log • RFI response packages • RFI log • RFPs and Change Order review packages • RFP and Change Order logs • Monthly payment application recommendations • Punch list • Certificate of Substantial Completion • Certificate of Final Completion • Certificate of Construction completion • Record drawings (electronic and 2 hard copies)

Task No.	Description	Deliverable
8	Resident Project Representative (RPR) Services	• Daily construction reports • Project photos • Various construction logs

TAMPA BAY WATER RESPONSIBILITIES:

Tampa Bay Water will provide the following, if applicable and where available:

1. Project manager for direct communication with Hazen and to coordinate Tampa Bay Water staff for project activities.
2. Data requested by Hazen.
3. Access to the Cypress Creek WTP and operations personnel for follow up questions related to project efforts.
4. Timely review and comment on deliverables within the agreed to time frame of each submittal.

ASSUMPTIONS:

To provide the professional engineering services according to this Scope of Services, the following assumptions and exclusions were made:

1. All deliverables will be submitted in an electronic MS Word and pdf format, except where otherwise indicated.
2. No hydraulic modeling will be performed.
3. No process modeling will be performed.
4. Day tanks are excluded from the design.
5. Chemical transfer pumps are excluded from the design.
6. No pump technology assessment will be performed.
7. Tampa Bay Water will continue to use 50% sodium hydroxide.
8. Tampa Bay Water will continue to use ammonium hydroxide
9. Existing static mixers will be reused.
10. No Computational Fluid Dynamics (CFD) modeling will be performed to evaluate chemical mixing.
11. Existing analyzers, sample taps, and sample piping will be reused.
12. Existing fill/alarm stations will be reused.
13. Lighting protection improvements are excluded.
14. Fire suppression system improvements are excluded.

15. A code compliance review is not included.
16. HVAC upgrades are excluded.
17. If required, Tampa Bay Water will be responsible for all PLC and SCADA programming, troubleshooting, and HMI graphics development.
18. Implementation of changes to interior storage containment volumes is excluded.
19. Existing safety shower/eye wash stations will be used.
20. New safety shower/eye wash stations will not be designed with tepid water supply.
21. All meetings are assumed to be held in person/on site.
22. Modifications/improvements to the control descriptions and control logic for the chemical systems are excluded. As such, the design does not include P&IDs or other instrumental and control related drawings or specifications.
23. Subsurface geotechnical evaluation and soil borings are excluded.
24. Permits during the design stage of the project, including a SWFWMD ERP and FDEP permit to construct, are not required.
25. Tampa Bay Water will notify the Southwest Florida Water Management District (SWFWMD) for their concurrence of the activity in accordance with the terms of the 1991 license agreement.
26. Updates to standard operating procedures (SOPs) and updates to overall WTP operation and maintenance (O&M) manuals are excluded.

COMPENSATION:

For the Scope of Services described herein, Hazen will be compensated for project management and administration, site evaluation, data collection and review, preliminary design, detailed design, and bid phase services tasks (Task Nos. 1, 2, 3, 4, 5, and 6) based on a lump sum fee of $462,915; and for services during construction and resident project representative services (Task Nos. 7 and 8) on a time and materials basis for a not-to-exceed fee of $282,050. The total fee for this Scope of Services is $744,965. Monthly invoices will be issued for work completed in the previous month.

A separate Owner's Allowance of $75,000 has also been included to cover unforeseen task(s) which may be required for this project. Owner's Allowance funds will only be used with separate written approval by Tampa Bay Water.

Fee Breakdown

Task No.	Description	Estimated Fee	Type
1	Project Management and Administration (Task 1.1 - Design)	$33,550	Lump Sum

Task No.	Description	Estimated Fee	Type
	Project Management and Administration (Task 1.2 - Bidding)	$9,340	Lump Sum
	Project Management and Administration (Task 1.3 - Construction)	$30,100	Lump Sum
	Project Management and Administration (Task 1.4 - Close Out)	$2,900	Lump Sum
2	Site Evaluation	$84,535	Lump Sum
3	Data Collection and Review	$23,280	Lump Sum
4	Preliminary Design	$67,930	Lump Sum
5	Detailed Design	$201,820	Lump Sum
6	Bid Phase Services	$9,460	Lump Sum
7	Services During Construction	$151,370	T&M
8	RPR Services	$130,680	T&M
	Total Fee	**$744,965**	
-	Owner's Allowance	$75,000	Allowance
	Total Fee Including Owner's Allowance	**$819,965**	

SCHEDULE:

Issuance of Notice to Proceed (NTP) will be considered the date that this work assignment becomes effective. The project kick-off meeting will be scheduled to occur at a mutually agreeable time as soon as is practicable following NTP issuance. Target milestone completion timeframes for this Scope of Services are as follows:

Task No.	Description	Completion Days (Calendar Days from Kickoff Meeting)
1	Project Management and Coordination	1015
	Kickoff Meeting	0
2	Site Evaluation	90
3	Data Collection and Review	90
4	Preliminary Design	120

Task No.	Description	Completion Days (Calendar Days from Kickoff Meeting)
5	Detailed Design	335
6	Bid Phase Services	495
7	Services During Construction	985
8	RPR Services	985

Fee Breakdown

TAMPA BAY WATER
Supplying Water To The Region

AGENDA ITEM A.12

DATE: September 28, 2022

TO: Board of Directors

THRU: Charles H. Carden, General Manager

FROM: Maribel Medina, Interim Engineering Senior Manager

SUBJECT: Real Property Disposition - Declaration of Surplus Property and Delegation of Authority to General Manager regarding property located at 706 Rainbow Trail, Brandon, FL 33510 (Parcel No. 301.32) - *Approve*

SUMMARY

Parcel No. 301.32 is a former production well site (BUD-08) of the Brandon Urban Dispersed Wellfield located in a residential area. The property consists of two residential lots acquired by Tampa Bay Water from Hillsborough County in 1998. This former Brandon Urban Dispersed production well site was converted to a monitoring well (BUD-BD-08). The adjoining residential property encroaches onto Tampa Bay Water's property with a driveway, carport, and two sheds. The adjoining property owner (the Colemans) requested that rather than remove the encroachments, they would like to purchase the encroached area.

SUGGESTED ACTION

Declare the easterly portion of Lot 27 of the property located at 706 Rainbow Trail, Brandon, FL 33510 surplus and for sale to the adjoining property owner. Delegate authority to the General Manager to complete transaction and execute required documents to complete the property transfer.

COST/FUNDING SOURCE

$16,850 Gross Revenue

DISCUSSION

Parcel No. 301.32 is a former production well site (BUD-08) of the Brandon Urban Dispersed Wellfield located in a residential neighborhood. The property is located at 706 Rainbow Trail, Brandon, FL 33510 and consists of two residential lots acquired from Hillsborough County in 1998. This former Brandon production well site was operated by Hillsborough County until transferred to Tampa Bay Water in 1998 but was then converted to a monitoring well (BUD-BD-08).

The adjoining residential property encroaches onto Tampa Bay Water's property with a driveway, carport, and two sheds. The encroachment has been in place since at least 2000, per an existing survey. Tampa Bay Water granted the property owners a no cost license in 2012 over the encroached area. The Colemans, requested that rather than remove the encroachments, they would like to purchase the encroached area. The Colemans have provided an appraisal of the property and submitted required surveys and parcel recertification forms. They are offering to pay $16,850 and pay all closing costs and costs of recertifying the lots.

The Surplus request of the easterly portion of Lot 27 meets the criteria to surplus to an adjacent property owner. The portion of property is not viable for use by any other entity and a portion of the lot cannot be legally transferred to anyone other than the adjoining property owner since it does not meet current minimum lot size requirements. The surplus property must be certified as a legal lot of record in combination with the Colemans existing property. Hillsborough County's Land Development Code under its subdivision regulations requires the lots owned by Tampa Bay water (Lots 26 and 27) and the lot owned by the Colemans (Lot 28) be recertified into two legal lots of record if Lot 27 is going to be split into two. Lot 26 & portion of Lot 27 will remain under Tampa Bay Water ownership, and the surplus portion of Lot 27 & Lot 28 will be combined into a lot of record owned by the Colemans. Under the ongoing discussions, the Colemans are responsible to recertify the lots per County requirements.

Agency staff have reviewed the request and have no objection. Staff recommends the Board declare the easterly portion of Lot 27 surplus, delegate authority to the General Manager to enter into a contract with the Colemans to sale the property and to execute any documents required to complete the property transfer including those required by Hillsborough County to recertify the land.

BACKGROUND

In 1998, Tampa Bay Water acquired two residential lots from Hillsborough County. This was the site of a former Brandon Urban Dispersed production well site operated by Hillsborough County until transferred to Tampa Bay Water, and later converted to a monitoring well (BUD-BD-08). Tampa Bay Water’s real property disposition guidelines provide direction for the declaration of surplus and disposition process for parcels or portions of parcel. Disposition to adjacent property owners must be reviewed on a case by case basis. The subject property fits into the criteria for disposition to adjacent property owners provided in Section IV(E) of the real property disposition guidelines since the

proposed surplus area is not viable for use by any other entity, the adjacent owner has existing encroachments upon the area, and the portion of the lot cannot be legally transferred to anyone other than the adjoining property owner since it does not meet current minimum lot size requirements.

Attachments (3)

2012 License use of portion of Lot 27 Coleman 706 Rainbow Trail
2022 Survey Lots 26 27 28 Hillsdale Heights - Rainbow Trail - BUD 8
2022 Lot Recertification Request Coleman

TAMPA BAY WATER

Records Management Cover Sheet

001930

Doc _____

Primary CRP

Secondary 010

Tertiary

CC

RECEIVED

AUG 20 2012

TAMPA BAY WATER
RECORDS DEPT

Note Please keep the Cover Sheet with the Document for reference purposes

Project Name
Parcel Number(s)

AGREEMENT FOR USE OF PROPERTY AND GENERAL RELEASE

This Agreement is entered into by and between Tampa Bay Water, A Regional Water Supply Authority ("Tampa Bay Water"), 2575 Enterprise Road, Clearwater, Florida 33763-1102, an interlocal governmental agency, and Charles and Rebecca Coleman ("Licensee"), whose address is 710 Rainbow Trail Brandon FL 33510-3836

1 Licensee and Tampa Bay Water have entered into and executed this Agreement for good and valuable consideration, the sufficiency of which is hereby acknowledged by both parties to this Agreement

2 For a period of time, Licensee has been using a portion of Tampa Bay Water's property generally known as the BUD-08 Monitor Well Site (the "Site") on Exhibit A attached The portion of the Site used by Licensee (the "Use Area") is approximately 105 feet in length and approximately 33 feet in width Licensee desires to continue to use the Use Area for the limited purpose of unattached storage sheds

3 Tampa Bay Water agrees to allow Licensee to continue to use the Use Area at no cost, provided that Licensee's use does not interfere with Tampa Bay Water's use of the Site and operation of the BUD-08 Monitor Well Licensee may use the Use Area for such things as the location for a moveable storage shed, parking vehicles, and a tar-covered rock driveway not more than 18 feet in width

4 In its use of the Use Area, Licensee shall comply with all applicable laws and regulations

5 Licensee hereby releases Tampa Bay Water from any and all claims, actions, causes of action, legal or equitable, demands, rights, damages, losses, costs, expenses, attorneys' fees and compensation of whatsoever kind or nature specifically including but not limited to any claim or cause of action for indemnity or contribution, which License now has or which may hereafter accrue on account or in any way growing out of any and all known and unknown, foreseen and unforeseen, developed and undeveloped losses, injuries or damages, and the consequences thereof arising or to arise from, and resulting or to result from Licensee's use of the Use Area and does hereby waive any such claim, action, cause of action, demand or right, now and forever This release and waiver of liability specifically includes any claim for title to any portion of the Site

6 Licensee shall indemnify, defend, or at the option of Tampa Bay Water pay the cost of defense, and hold harmless Tampa Bay Water from any and all claims, expenses and damages, including, but not limited to, attorneys' fees, legal assistants' fees, court costs and all other sums which Tampa Bay Water may pay or become obligated to pay on account of a demand or claim, or assertion of liability, or any claim or action founded thereon, arising or alleged to have arisen out of Licensee's use of the Use Area whether such claim or claims, action or actions be for damages, injury to any person or property, or death of any person, made by any person, group or organization

7 Licensee's use of the Use Area is not exclusive and nothing in this Agreement shall preclude Tampa Bay Water's entry onto and use of the Use Area or any portion of the Site

8 It is expressly understood that this Agreement does not in any way whatsoever grant or convey any interest in any portion of the Site to Licensee

9 The effective date of this Agreement shall be the date the last party signs the Agreement. Tampa Bay Water may revoke this Agreement at any time by providing at least 90 days written notice to Licensee at the address above

IN WITNESS WHEREOF, the undersigned have executed this Agreement on the dates written below

WITNESSES:

Signature
Joyce Rodgers
Print Name

Signature
Terry L. Rodgers
Print Name

Signature
Joyce Rodgers
Print Name

Signature
Terry L. Rodgers
Print Name

LICENSEE:

REBECCA COLEMAN
Signature
REBECCA COLEMAN
Print Name

Date 5-24-2012

Charles R. Coleman
Signature
Charles R. Coleman
Print Name

Date 5-24-12

WITNESSES:

Signature
Brandon Moine
Print Name

Signature
Regina A. Kavanagh
Print Name

TAMPA BAY WATER, A REGIONAL WATER SUPPLY AUTHORITY

By
Its GENERAL MANAGER

Date June 27, 2012

(SEAL)

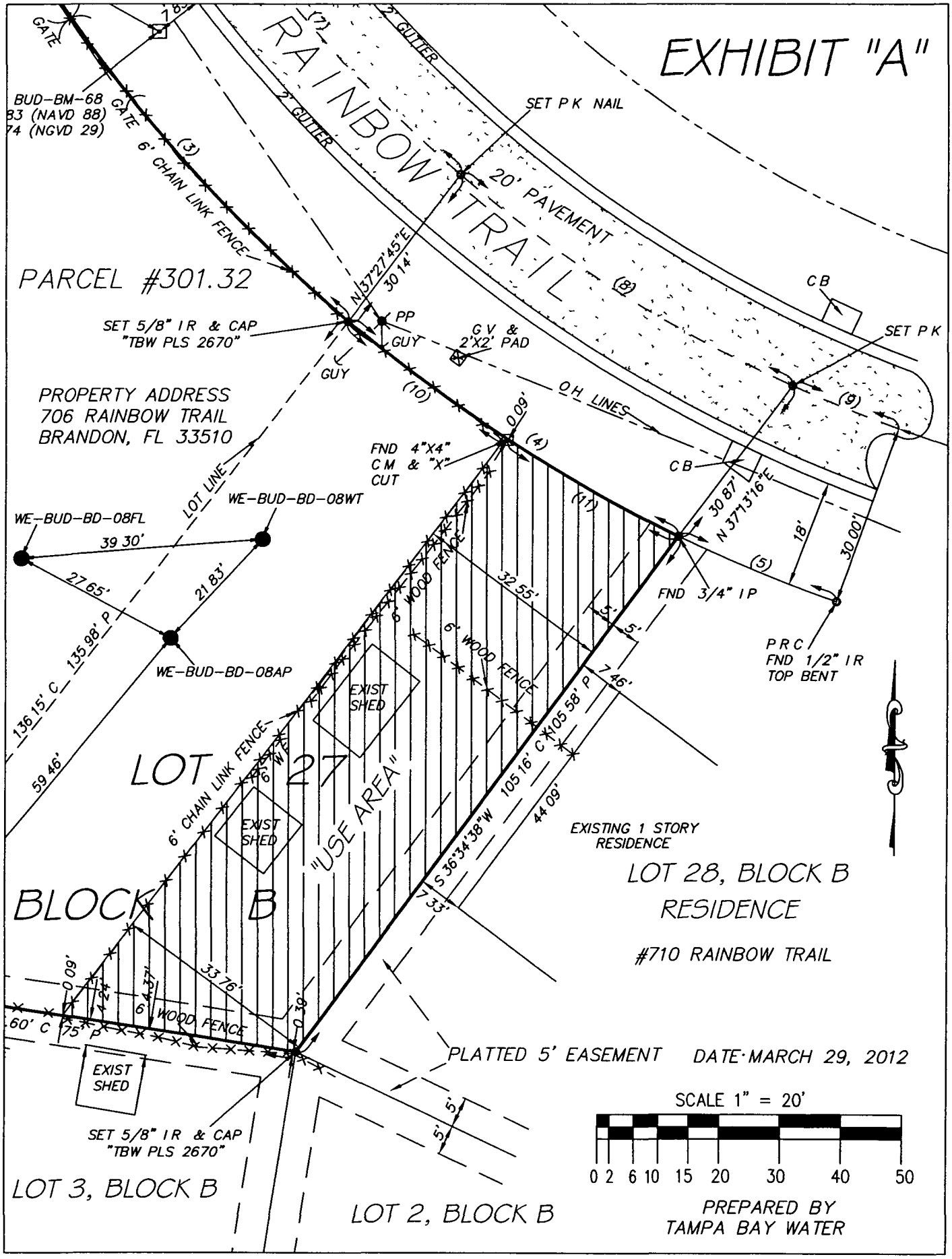
EXHIBIT "A"
RAINBOW TRAIL
2' GUTTER
2' GUTTER
20' PAVEMENT
SET P K NAIL
BUD-BM-68
83 (NAVD 88)
74 (NGVD 29)
GATE
GATE
6' CHAIN LINK FENCE
(3)
(7)
(8)
(9)
(10)
(11)
(4)
(5)
PARCEL #301.32
N 37°27'45" E
30.14'
SET 5/8" I R & CAP
"TBW PLS 2670"
PP
GUY
GUY
G V &
2'X2' PAD
O H LINES
CB
CB
SET P K
PROPERTY ADDRESS
706 RAINBOW TRAIL
BRANDON, FL 33510
LOT LINE
FND 4"X4"
C M &
"X"
CUT
0.09'
WE-BUD-BD-08WT
WE-BUD-BD-08FL
39.30'
27.65'
21.83'
WE-BUD-BD-08AP
135.98' P
136.15' C
59.46'
30.87'
N 37°13'16" E
18'
30.00'
FND 3/4" I P
P R C
FND 1/2" I R
TOP BENT
6' WOOD FENCE
6' WOOD FENCE
32.55'
5'
5'
7.46'
6' CHAIN LINK FENCE
EXIST
SHED
EXIST
SHED
LOT 27
"USE AREA"
BLOCK B
105.58' P
105.16' C
S 36°34'38" W
44.09'
EXISTING 1 STORY
RESIDENCE
LOT 28, BLOCK B
RESIDENCE
#710 RAINBOW TRAIL
33'
0.60'
33.76'
6' WOOD FENCE
0.39'
60' C
75' P
EXIST
SHED
PLATTED 5' EASEMENT
DATE: MARCH 29, 2012
SCALE 1" = 20'
0 2 6 10 15 20 30 40 50
5'
5'
SET 5/8" I R & CAP
"TBW PLS 2670"
LOT 3, BLOCK B
LOT 2, BLOCK B
PREPARED BY
TAMPA BAY WATER

BOUNDARY SURVEY

LEGAL DESCRIPTION:

LOT 26, 27 & 28 BLOCK "B" OF HILL-DALE HEIGHTS OF BRANDON, ACCORDING TO THE MAP OR PLAT THEREOF AS RECORDED IN PLAT BOOK 32, PAGE 37 OF THE PUBLIC RECORDS OF HILLSBOROUGH COUNTY, FLORIDA. ALL LYING AND BEING IN SECTION 23, TOWNSHIP 29 SOUTH, RANGE 20 EAST, HILLSBOROUGH COUNTY, FLORIDA.

CERTIFIED TO:
CHARLES COLEMAN; REBECCA COLEMAN; TAMPA BAY WATER

COMMUNITY NUMBER: 120112
PANEL: 0385
SUFFIX: H
F.I.R.M. DATE:
FLOOD ZONE: X
FIELD WORK:9/1/2022

PROPERTY ADDRESS:
706 RAINBOW TRAIL
BRANDON, FL 33510
AND
710 RAINBOW TRAIL
BRANDON, FL 33510

SURVEY NUMBER: 558971

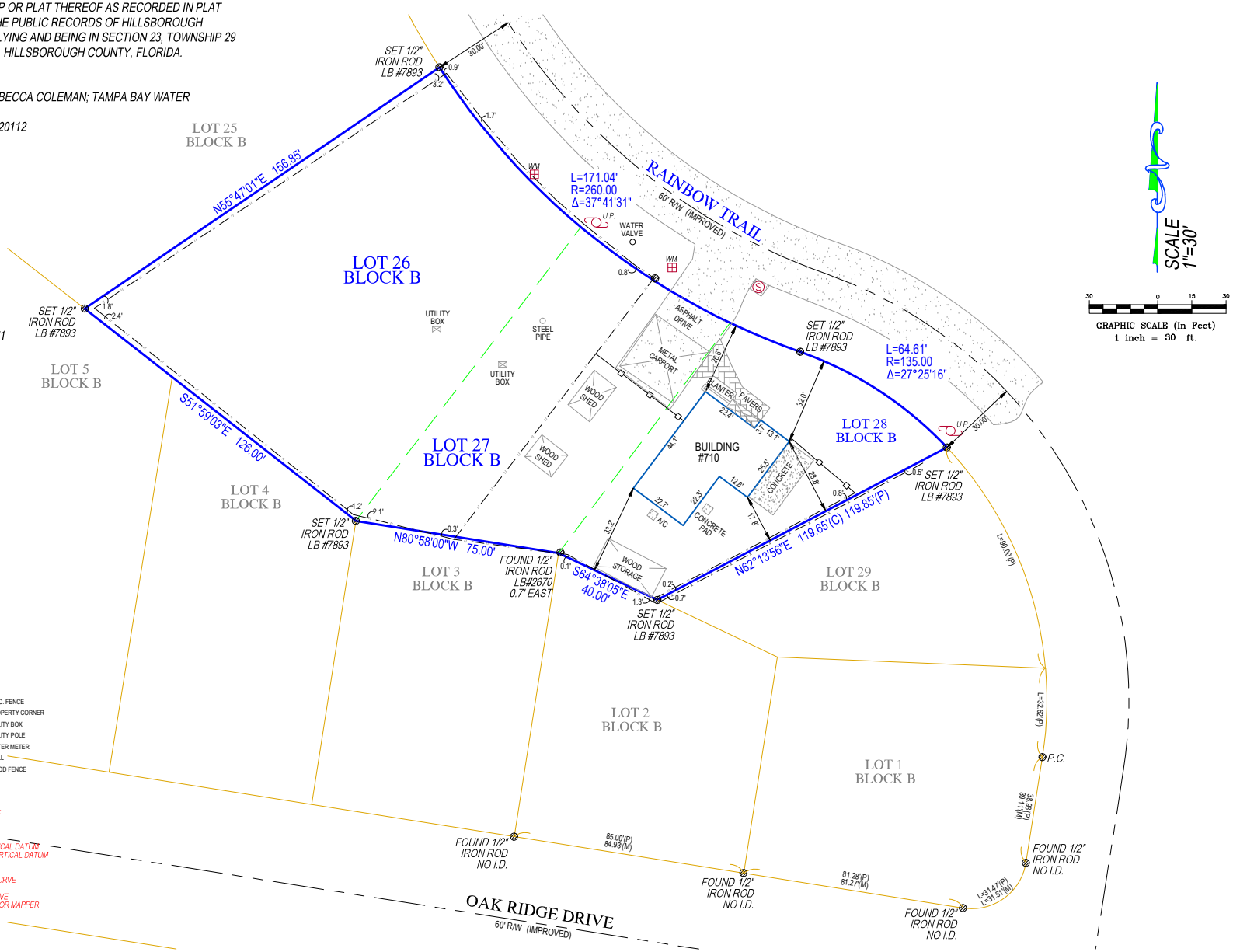

SYMBOL DESCRIPTIONS:

- CATCH BASIN
- CENTERLINE ROAD
- COVERED AREA
- EXISTING ELEVATION
- HYDRANT
- MANHOLE
- METAL FENCE
- MISC. FENCE
- PROPERTY CORNER
- UTILITY BOX
- UTILITY POLE
- WATER METER
- WELL
- WOOD FENCE

ABBREVIATION DESCRIPTION:

A/C	AIR CONDITIONER
℄	CENTERLINE
Δ	CENTRAL / DELTA ANGLE
I.D.	IDENTIFICATION
L	LENGTH
LB	LICENSED BUSINESS
N.A.V.D.	NORTH AMERICAN VERTICAL DATUM
N.G.V.D.	NATIONAL GEODETIC VERTICAL DATUM
OHL	OVERHEAD UTILITIES
P.C.	POINT OF CURVATURE
P.C.C.	POINT OF COMPOUND CURVE
P-K	PARKER KYLON NAIL
P.R.C.	POINT OF REVERSE CURVE
PSM	PROFESSIONAL SURVEYOR MAPPER
P.T.	POINT OF TANGENCY
R	RADIAL / RADIUS
R/W	RIGHT OF WAY

SURVEY NOTES
ASPHALT DRIVE CROSSING OVER PROPERTY LINE ON NORTHEASTERLY SIDE OF LOT

THERE ARE FENCES NEAR THE BOUNDARY OF THE PROPERTY

REVISIONS:
1) CERTIFICATIONS & ADDRESS REVISED. . . 9-19-2022

SURVEYORS CERTIFICATE:
I HEREBY CERTIFY THAT THIS BOUNDARY SURVEY IS A TRUE AND CORRECT REPRESENTATION OF A SURVEY PREPARED UNDER MY DIRECTION. NOT VALID WITHOUT A RAISED EMBOSSED SEAL AND SIGNATURE.

(SIGNED) KENNETH OSBORNE
Digitally signed by KENNETH OSBORNE
Date: 2022.09.19 13:41:11 -04'00'

KENNETH J OSBORNE
PROFESSIONAL SURVEYOR AND MAPPER #6415

GENERAL NOTES:

1) LEGAL DESCRIPTION PROVIDED BY OTHERS
2) THE LANDS SHOWN HEREON WERE ABSTRACTED FOR EASEMENTS OF RECORD BY OTHERS. ONLY THOSE EASEMENTS SHOWN ON THIS SURVEY ARE KNOWN TO THIS FIRM.
3) UNDERGROUND PORTIONS OF FOOTINGS, FOUNDATIONS OR OTHER IMPROVEMENTS WERE NOT LOCATED.
4) BEARINGS ARE BASED ON THE SOUTH LINE OF LOT 26 (WALL AND) ARE NOT TO BE USED TO RECONSTRUCT BOUNDARY LINES.
5) ONLY VISIBLE ENCROACHMENTS LOCATED
6) DIMENSIONS SHOWN ARE PLAT AND MEASURED UNLESS OTHERWISE SHOWN.
7) FENCE OWNERSHIP NOT DETERMINED.
8) ELEVATIONS IF SHOWN ARE BASED UPON N.G.V.D. UNLESS OTHERWISE NOTED.
9) IN SOME INSTANCES, GRAPHIC REPRESENTATIONS HAVE BEEN EXAGGERATED IN SIZE OR SCALE FOR CLARITY. THEREFORE, DIMENSIONAL IMPROVEMENTS AND/OR LOT LINES. IN ALL CASES DIMENSIONS SHALL CONTROL THE LOCATION OF IMPROVEMENTS OVER SCALED POSITIONS.

LB #7893
SERVING FLORIDA
6250 N. MILITARY TRAIL, SUITE 102
WEST PALM BEACH, FL 33407
PHONE (561) 640-4500
STATEWIDE PHONE (800) 226-4807
STATEWIDE FACSIMILE (800) 741-0576
WEBSITE: http://targetsurveying.net

TARGET SURVEYING, LLC

HILLSBOROUGH COUNTY
DEVELOPMENT SERVICES
SITE AND SUBDIVISION REVIEW SHEET

CERTIFIED PARCEL

PROJECT NAME Coleman FOLIO # 69676.0000,69677.0000 ID# 6248

SUBMITTED 05/11/2022 DISTRIBUTED 05/11/2022 DUE 05/18/2022

EOR NAME & PHONE Kenneth Osborne 561-640-4800

EOR EMAIL ADDRESS: orders@targetsurveying.net

OWNER NAME & PHONE: Rebecca Jane 863-686-7136

OWNER EMAIL ADDRESS: lciccarelli@troianolaw.com

DRC DATE _____ SECTION/TOWNSHIP/RANGE 23/29/20

	APPROVED		GRAND OAKS
	APPROVED WITH CONDITIONS		ON SITE PIPING
X	RESUBMITTAL REQUIRED		OVERLAY DISTRICT / ARCHITECTURAL REVIEW
	INSUFFICIENT FOR REVIEW*		PROPORTIONATE FAIR SHARE
	NO REVIEW REQUIRED		LIGHTING PLANS

CONDITIONS/COMMENTS

Zoning: RSC-6

Comments to be addressed:

1. Piece being sold to Colemans is not large enough to meet zoning requirements as a stand along parcel. Therefore, it will need to be added to the Coleman parcel as part of the certified parcel process. Survey(s) will need to show the two new parcels being created by the reconfiguration (Coleman piece-lot 28 and part of lot 27, TB water piece-Lot 26 and part of 27), the new parcel created by adding area to the Coleman piece and the new parcel created by deleting area from the TB water piece.
2. An Exhibit A needs to be provided with the legal descriptions of the two new parcels to be certified (TB Water piece minus area going to Colemans, and the Coleman piece adding the area from TB water).
3. Proposed new lot line between TB water and Coleman piece being added will need to be shifted one foot so as not to create a nonconforming setback for the southern shed. A minimum 3-foot setback is required.

REVIEWED BY: Colleen Marshall PHONE# 272-5828 DATE: 05/13/22

	NATURAL RESOURCES	272-5600		FIRE	276-8433
	TRANSPORTATION	272-5600		PARKS	975-2160
	SITE ENGINEERING	272-5600		STREET & ADDRESSES	744-5862
	STORMWATER	272-5600		REAL ESTATE/SURVEY	307-4783
	UTILITIES	272-5600		PUBLIC WORKS (TRAFFIC SVCS)	272-5912
x	ZONING	272-5600		SCHOOL DISTRICT	272-4690
	EPC	627-2600 EXT.1239			

TAMPA BAY WATER
Supplying Water To The Region

AGENDA ITEM A.13

DATE: October 3, 2022

TO: Board of Directors

THRU: Charles H. Carden, General Manager

FROM: Justin Fox, Engineering Manager

SUBJECT: First Amendment to the Surplus Water Agreement with the City of Tampa - *Approve*

SUMMARY

Tampa Bay Water can receive supply from the City of Tampa at the Tampa/Hillsborough interconnection and US 301 interconnection locations. This First Amendment will renew the Surplus Water Agreement through the end of the 2023 fiscal year to purchase water from the City of Tampa at designated interconnections, if needed. The City and Hillsborough County have been working on a separate agreement to transfer water between themselves and redefine their service areas near the existing US-301 Interconnection. The extended agreement will allow more time for the City and Hillsborough County to negotiate a replacement agreement, or if those negotiations fail, time for the City and Tampa Bay Water to renegotiate another agreement.

SUGGESTED ACTION

Approve the First Amendment to the Surplus Water Agreement with the City of Tampa.

COST/FUNDING SOURCE

None

DISCUSSION

Tampa Bay Water can receive supply from the City of Tampa at the Tampa/Hillsborough interconnection and US 301 interconnection locations. The current Surplus Water Agreement between

Tampa Bay Water and the City of Tampa expired September 30, 2022; discussions on renewing the agreement with the City have been ongoing for months, but the City has requested to limit the extension to only a one year term while they work on a separate replacement agreement with Hillsborough County. If those negotiations fall through, Tampa Bay Water and the City can still renegotiate the Surplus Water Agreement as needed. The agreement does not obligate Tampa Bay Water to purchase any water, only provides the framework for the purchase if necessary.

The City and Hillsborough County have been separately working on a transfer of service area for a portion of Hillsborough County currently supplied by the City near the US-301 Interconnect. If that Agreement is worked out, the City and County have expressed interest in changing the current US-301 Interconnect to facilitate the water delivery for Hillsborough County. If those changes are made, this Agreement would need to be modified or replaced.

The Agreement has been reviewed by Tampa Bay Water's General Counsel and was approved by the City Council on August 25, 2022. Subsequent Tampa Bay Water Board approval is required. Staff recommends approval of the proposed First Amendment to the Agreement.

BACKGROUND

Tampa Bay Water has purchased treated surplus water from the City of Tampa since 1997 when the Tampa/Hillsborough Interconnect was first placed into service. The first five-year agreement expired in 2002. A second Surplus Water Treatment Agreement was executed on July 2, 2002, and amended on April 7, 2003. A third and current agreement was executed on September 2012. Historically, this interconnection provided a constant supply of approximately 1.2 million gallons per day (MGD) to Hillsborough County's Northwest service area; however, flow can be increased to 10 MGD if appropriate piping modifications are made at the Tampa/Hillsborough Interconnect. That interconnect was air gapped in 2018 at the request of the City. The City of Tampa can also provide supply to Tampa Bay Water via the 301 interconnection at the Regional Facilities Site when available.

Attachment (1)

City of Tampa Surplus Water Agreement Extension

City of Tampa
Jane Castor, Mayor

Office of the City Attorney
315 E. Kennedy Blvd., 6th Floor
Tampa, Florida 33602

Office (813) 274-8996
Fax: (813) 274-8809

September 22, 2022

Tampa Bay Water
Attn: Justin Fox
2575 Enterprise Rd.
Clearwater, FL 33763

Re: First Amendment to Surplus Water Agreement
Between City of Tampa and Tampa Bay Water

Dear Mr. Fox:

Enclosed please find two original copies of the referenced agreement. The appropriate authorized officer from the City of Tampa has signed both copies of the agreement as required. We request you likewise have the agreements executed as appropriate; retaining one original copy and returning an original **hardcopy** to my attention using the address included on this letterhead.

Please feel free to contact me at 813-274-5168, in the event I might be of any assistance.

Respectfully,

Astonah Turner

Astonah Turner
Legal Assistant to Assistant
City Attorney McLane Evans

Doc. No. # 002143
Primary AGR
Secondary 013
Tertiary 001
CC: FOX
WITNESS

RESOLUTION NO. 2022 - 761

A RESOLUTION TO APPROVE THE FIRST AMENDMENT TO SURPLUS WATER AGREEMENT BETWEEN CITY OF TAMPA AND TAMPA BAY WATER; EXTENDING THE AGREEMENT TERM TO SEPTEMBER 30, 2023; AUTHORIZING THE MAYOR TO EXECUTE THE AGREEMENT; PROVIDING AN EFFECTIVE DATE.

WHEREAS, the City of Tampa ("City") and Tampa Bay Water ("TBW") (collectively, the "Parties") entered into a Surplus Water Agreement on July 9, 2012 ("Agreement"); and

WHEREAS, the Agreement has an expiration date of September 30, 2022; and

WHEREAS, the City and TBW desire to amend the Agreement term by one year; and

WHEREAS, the First Amendment to Surplus Water Agreement Between City of Tampa and Tampa Bay Water ("Amendment") extends the Agreement term by one year and provides for annual renewals thereafter at the option of the Parties; and

WHEREAS, the City has determined that it is in the best interest of the citizens of the City to enter into the Amendment extending the Agreement term for an additional twelve (12) month period to September 30, 2023.

NOW, THEREFORE,

BE IT RESOLVED BY THE CITY COUNCIL OF THE CITY OF TAMPA, FLORIDA, THAT:

Section 1. That the First Amendment to Surplus Water Agreement Between City of Tampa and Tampa Bay Water is approved, attached hereto, and incorporated herein in the same or substantially similar form.

Section 2. That the Mayor of the City of Tampa is authorized to execute and the City Clerk/Deputy City Clerk to attest and affix the Official Seal of the City of Tampa to said Amendment on behalf of the City.

Section 3. That the proper officers of the City of Tampa are hereby authorized and empowered to do all things necessary and proper to carry out and make effective the terms and conditions of this Resolution and attached Amendment.

Section 4. There is no fiscal impact to the City by approving this Amendment.

Section 5. That the City Clerk shall file a fully executed copy of the Amendment in the official records of the City of Tampa as maintained by the Office of the City Clerk.

Section 6. This Resolution shall take effect immediately upon its adoption.

PW22-76275

PASSED AND ADOPTED BY THE CITY COUNCIL OF THE CITY OF TAMPA, FLORIDA, ON AUG 25 2022.

ATTEST:

City Clerk/~~Deputy City Clerk~~

Chair/Chair Pro-Tem
Tampa City Council

APPROVED AS TO LEGAL SUFFICIENCY:

c/s
McLane E. Evans
Assistant City Attorney

FIRST AMENDMENT TO SURPLUS WATER AGREEMENT BETWEEN CITY OF TAMPA AND TAMPA BAY WATER

THIS FIRST AMENDMENT TO THE SURPLUS WATER AGREEMENT (the "2012 AGREEMENT") is made and entered into this __ day of_____, 2022, by and between **TAMPA BAY WATER, A Regional Water Supply Authority**, an interlocal governmental agency created and existing pursuant to Sections 163.01, 373.713 and 373.715, Florida Statutes, acting by and through its Board of Directors, ("TAMPA BAY WATER"), and the **CITY OF TAMPA**, a municipal corporation of the State of Florida, ("TAMPA"), acting by and through its Mayor and City Council, hereinafter collectively referred to as "the Parties".

WHEREAS, TAMPA BAY WATER and TAMPA entered into a Surplus Water Agreement on July 9, 2012 (the "2012 AGREEMENT"); and

WHEREAS, TAMPA BAY WATER and TAMPA desire to enter into this First Amendment to the 2012 AGREEMENT extending its termination date from September 30. 2022 to September 30, 2023, and providing for annual renewals thereafter at the option of the Parties.

NOW, THEREFORE, in consideration of the forgoing premises, which shall be deemed an integral part of this First Amendment to the 2012 AGREEMENT, TAMPA BAY WATER and TAMPA intending to be legally bound, agree as follows:

Section 1. Paragraph 3 of the Agreement is hereby amended in its entirety to read as follows:

> TERM. The term of this 2012 AGREEMENT shall begin on the date of its execution and shall end on September 30, 2023, with one-year renewal options at the Parties' discretion.

Section 2. This First Amendment is hereby made a part of, and incorporated in its entirety, into the 2012 AGREEMENT.

Section 3. In all other respects, the 2012 AGREEMENT is hereby reaffirmed by the Parties and remains in full force and effect.

IN WITNESS WHEREOF, the Parties hereto have caused this First Amendment to the 2012 AGREEMENT to be executed by their duly qualified representatives.

ATTEST:

TAMPA BAY WATER, A Regional Water Supply Authority

_____
Charles H. Carden, General Manager

By: _____

Its: _____

Date: _____

(SEAL)

APPROVED AS TO FORM:

_____
General Counsel

State of Florida
County of Pinellas

Subscribed and sworn before me by means of ☐ physical presence or ☐ online notarization, this _____ day of _____, 20____, by _____, as _____ of _____, He/she is personally known to me **OR** has produced _____ as identification and did not take an oath.

_____
Notary Public Signature

_____
Notary Public Printed Name

My Commission Expires: _____ (AFFIX NOTARY SEAL)

ATTEST:

Shirley Jaxx-Knowles
City Clerk

CITY OF TAMPA

By: Jane Castor
Mayor

Date: 9/13/22

APPROVED AS TO FORM:

Office of the City Attorney

FIRST AMENDMENT TO SURPLUS WATER AGREEMENT BETWEEN CITY OF TAMPA AND TAMPA BAY WATER

THIS FIRST AMENDMENT TO THE SURPLUS WATER AGREEMENT (the "2012 AGREEMENT") is made and entered into this __ day of_____, 2022, by and between **TAMPA BAY WATER, A Regional Water Supply Authority**, an interlocal governmental agency created and existing pursuant to Sections 163.01, 373.713 and 373.715, Florida Statutes, acting by and through its Board of Directors, ("TAMPA BAY WATER"), and the **CITY OF TAMPA**, a municipal corporation of the State of Florida, ("TAMPA"), acting by and through its Mayor and City Council, hereinafter collectively referred to as "the Parties".

WHEREAS, TAMPA BAY WATER and TAMPA entered into a Surplus Water Agreement on July 9, 2012 (the "2012 AGREEMENT"); and

WHEREAS, TAMPA BAY WATER and TAMPA desire to enter into this First Amendment to the 2012 AGREEMENT extending its termination date from September 30. 2022 to September 30, 2023, and providing for annual renewals thereafter at the option of the Parties.

NOW, THEREFORE, in consideration of the forgoing premises, which shall be deemed an integral part of this First Amendment to the 2012 AGREEMENT, TAMPA BAY WATER and TAMPA intending to be legally bound, agree as follows:

Section 1. Paragraph 3 of the Agreement is hereby amended in its entirety to read as follows:

> TERM. The term of this 2012 AGREEMENT shall begin on the date of its execution and shall end on September 30, 2023, with one-year renewal options at the Parties' discretion.

Section 2. This First Amendment is hereby made a part of, and incorporated in its entirety, into the 2012 AGREEMENT.

Section 3. In all other respects, the 2012 AGREEMENT is hereby reaffirmed by the Parties and remains in full force and effect.

IN WITNESS WHEREOF, the Parties hereto have caused this First Amendment to the 2012 AGREEMENT to be executed by their duly qualified representatives.

ATTEST:

TAMPA BAY WATER, A Regional Water Supply Authority

_____
Charles H. Carden, General Manager

By: _____

Its: _____

Date: _____

(SEAL)

APPROVED AS TO FORM:

_____
General Counsel

State of Florida
County of Pinellas

Subscribed and sworn before me by means of ☐ physical presence or ☐ online notarization, this _____ day of _____, 20____, by _____, as _____ of _____, He/she is personally known to me **OR** has produced _____ as identification and did not take an oath.

_____
Notary Public Signature

_____
Notary Public Printed Name

My Commission Expires: _____ (AFFIX NOTARY SEAL)

ATTEST:

City Clerk

CITY OF TAMPA

By: _____
Mayor

Date: 4/13/22

APPROVED AS TO FORM:

Office of the City Attorney

TAMPA BAY WATER
Supplying Water To The Region

AGENDA ITEM A.14

DATE: October 3, 2022

TO: Board of Directors

THRU: Charles H. Carden, General Manager

FROM: Warren Hogg, Chief Science Officer

SUBJECT: First Amendment to Professional Services Contract No. 2022-028 for As-Needed Ecological Services - *Approve*

SUMMARY

A contract amendment is required to increase As-Needed Ecological Services Contract No. 2022-028 for the design and permitting of Phase 3 of the Cypress Creek Wellfield Surface Water Management System. This surface water management system is designed to rehydrate wetlands on the Cypress Creek Wellfield and to store excess water in these wetlands during periods of high water, reducing some of the high-water conditions on adjacent private properties.

SUGGESTED ACTION

Approve the First Amendment to Professional Services Contract No. 2022-028 with Pritchett Steinbeck Group, Inc. to increase the total contract value by $70,000.00.

COST/FUNDING SOURCE

Up to an additional $70,000/Uniform Water Rate. Approved Fiscal Year 2023 Budget.

DISCUSSION

The Cypress Creek Wellfield Surface Water Management System was designed to rehydrate wetlands on the Cypress Creek Wellfield and help address upstream flooding concerns on adjacent private property. A third phase of the project has been developed to further enhance wetland water levels and

store additional flood water in wetlands on the Cypress Creek Wellfield. Phase 3 of this project will involve the construction of approximately 925 linear feet of swales connecting wetlands and eight new water control structures. When completed, the entire Cypress Creek Wellfield Surface Water Management System will rehydrate and store flood water on approximately 55 acres of wetlands on the Cypress Creek Wellfield property.

Staff from the consulting firm Pritchett Steinbeck Group, Inc. have been involved with the design, permitting, and construction of the first two phases of this project. This firm was retained to perform a feasibility study concluding that Phase 3 of this project is feasible and will restore additional wetlands on the wellfield. As part of that feasibility study, a preliminary design was developed including a cost estimate for construction of the Phase 3 system components.

Tampa Bay Water staff have negotiated a scope and fee with Pritchett Steinbeck Group, Inc. to perform the final design and permitting for this third phase of work in the amount of $319,611,97. The only contract Tampa Bay Water has with Pritchett Steinbeck Group, Inc. for these services is As-Needed Ecological Services Contract No. 2022-028. This contract was approved by the Board on February 21, 2022 for $300,000 over a three-year period. Staff recommends increasing the total value of this contract by $70,000.00 to cover the design and permitting work necessary for Phase 3 of this project and an additional $50,000.00 which will be available for future as-needed projects on agency wellfields. Staff have determined this to be the most efficient and cost-effective option; assigning the design and permitting work to a different environmental/engineering firm would result in project delays and additional cost as the new firm would repeat part of the design work contained in the feasibility study.

The First Amendment to Professional Services Contract No. 2022-028 with Pritchett Steinbeck Group, Inc. will be approved as to form by Tampa Bay Water's General Counsel prior to execution. The contract amendment is available upon request from the Tampa Bay Water Records Department.

BACKGROUND

The Cypress Creek Wellfield Surface Water Management System was designed to rehydrate wetlands on the Cypress Creek Wellfield and help address upstream flooding concerns on adjacent private property. There have been two construction phases of this system. The first was constructed in 2007 and was partially funded by the Southwest Florida Water Management District. The second phase, an expansion that included additional wetland rehydration and flood storage, was completed in 2015. Phase 2 was partially funded by a grant from the Florida Department of Environmental Protection. This surface water management system was a key component of the environmental recovery achieved at the Cypress Creek Wellfield which allowed the renewal of the Consolidated Water Use Permit in early 2022.

TAMPA BAY WATER
Supplying Water To The Region

AGENDA ITEM A.15

DATE: October 3, 2022

TO: Board of Directors

THRU: Charles H. Carden, General Manager

FROM: Warren Hogg, Chief Science Officer

SUBJECT: As-Needed Source Water Quality Assessment and Protection Services Contracts 2023-005 thru 007 - *Approve*

SUMMARY

Source Water Quality Assessment and Protection Professional Services Contracts are needed to perform work under Tampa Bay Water's Source Water Assessment and Protection Program to continue providing safe, high-quality drinking water for the region. This work requires specialized experience and expertise to evaluate potential contaminant sources, treatment barriers, source water quality monitoring, watershed conditions, and other activities. Procurement for these contracts was completed using the Consultants Competitive Negotiation Act (CCNA) process.

SUGGESTED ACTION

Approve As-Needed Source Water Quality Assessment and Protection Professional Services Contracts 2023-005 thru 007 to perform work on a task order basis over a three-year period, up to a contract limit of $600,000 each. Staff also recommends that the Board waive the expenditure limit of the General Manager for tasks issued pursuant to these contracts for task orders up to the contract limit.

COST/FUNDING SOURCE

Uniform Rate, Fiscal Years 2023-2025 Budgets. Funding for task orders to be issued under these contracts are included in the approved FY 2023 budget and future Tampa Bay Water budgets to be approved by the Board of Directors.

DISCUSSION

Tampa Bay Water uses as-needed professional services contracts to obtain supplemental technical expertise and expand staff functions of the Agency. Under these as-needed contracts, work activities are performed as authorized on a task order basis. The four existing As-Needed Source Water Quality Assessment and Protection Services contracts expire on October 21, 2022. Based on anticipated future work tasks, staff recommends Board approval of three new contracts each with limits of $600,000 over a three-year period. Available funding for all task orders under these contracts is based on the approved FY 2023 budget and anticipated future budgets to be approved by the Board of Directors. Additional information is provided in the background section.

Procurement for the new as-needed services contracts was completed in accordance with the Consultants Competitive Negotiation Act (CCNA). On June 14, 2022, Tampa Bay Water posted a Request for Proposals on Demandstar.com and the Tampa Bay Water website for As-Needed Source Water Quality Assessment and Protection Services Contracts 2023-005 thru 2023-007. At least 1,595 firms were notified through the posting and nine additional supplemental suppliers were identified. Thirty-two firms downloaded the Request for Proposals.

On August 10, 2022, Tampa Bay Water received timely, responsive submittals from six consulting firms:

- Corona Environmental Consulting, LLC
- Flatwoods Consulting Group, Inc.
- Geosyntec Consultants, Inc.
- Hazen and Sawyer, P.C.
- Kleinfelder Southeast, Inc.
- Verdantas, LLC.

Due to the broad range of required services for these contracts, each submittal included a consultant team with multiple subcontractors.

A selection committee comprised of Tampa Bay Water staff rated all respondents in multiple categories including project management, previous project experience, drinking water regulations and treatment, source water quality assessment, source water quality sampling and analysis, volume of work previously awarded, and certified minority business status using the advertised scoring criteria. The selection committee scored and ranked the submittals and determined the top three firms as most qualified based on total scores. Staff has negotiated contract hourly rates (prime and subcontractors) for potential as-needed assignments and requests Board approval of contracts with the following three top-ranked firms:

1. Verdantas LLC
2. Hazen and Sawyer, P.C.
3. Geosyntec Consultants, Inc.

The proposed contracts have been reviewed and approved as to form by Tampa Bay Water's General Counsel and are available upon request from Tampa Bay Water's Records Department.

BACKGROUND

Tampa Bay Water's regional drinking water system covers three counties and multiple supply sources including groundwater wellfields and dispersed wells, a free-flowing river system, an integrated canal/river system managed for flood control, an above-ground reservoir, and a seawater desalination facility. Maintaining source water quality in regional supplies is critical for system reliability, source allocation and use, and is the overall goal of Tampa Bay Water's Source Water Assessment and Protection Program (SWAPP).

Source water assessment and protection activities require a wide range of specialized services for wellfields, surface water supplies, and treatment facilities, and Tampa Bay Water uses professional services contracts to obtain the supplemental technical expertise required and expand staff functions of the Agency. This is consistent with Tampa Bay Water's traditional approach of utilizing outside consultants with specific experience and expertise rather than acquiring additional staff. The use of as-needed services contracts helps manage work-load variations (both within each year and from year to year) and is a cost-effective means of accomplishing required work activities. As-needed task assignments required to perform SWAPP activities for groundwater and surface water supplies include source water quality monitoring and data assessment, evaluation of current and future land use and watershed conditions, assessing opportunities for resource management actions or watershed restoration, assessment of potential contaminant sources and treatment processes, implementing and refining specific source water protection actions, working with regulatory and other government agencies and member government technical staff, and SWAPP-related water quality studies.

The four existing As-Needed Source Water Quality Assessment and Protection Services contracts expire on October 21, 2022 ($400k each, total combined contract limits $1.6M). SWAPP-related work activities based on approved FY2020-2022 budgets totaled approximately $1,700,000 using multiple as-needed professional services contracts. Based on anticipated future work activities, the number of new as-needed source water quality and assessment services contracts was reduced to three along with an increase in total contract limits to $600k each, with total combined contract limits of $1,800,000. The new contracts include consultant teams that will improve integration and efficiency of SWAPP task assignments while still allowing the Agency flexibility in contractor selection when distinct types of expertise are required. Available funding for all task orders under these contracts is based on the approved FY 2023 budget for source water quality-related activities and future budgets as approved by the Board of Directors.

TAMPA BAY WATER
Supplying Water To The Region

AGENDA ITEM B.1

DATE: October 3, 2022

TO: Board of Directors

FROM: Charles H. Carden, General Manager

SUBJECT: General Manager's Report - *Receive Report*

SUMMARY

The General Manager will provide an update on agency programs and activities.

SUGGESTED ACTION

Receive Agency Status Report.

COST/FUNDING SOURCE

N/A

DISCUSSION

Hurricane Ian

The regional system performed well and had little-to-no interruptions during the recent Hurricane Ian event. The Agency followed its Hurricane Plan and began preparations for the storm well in advance of the actual storm event and continued to follow the plan through landfall and recovery. In anticipation of expected power outages, the agency switched several facilities to generator power prior to landfall.

Overall, the system performed very well, and system impacts were limited to minor power outages, tree debris, and fence damage. There was no major damage to Tampa Bay Water owned structures or equipment. The regional system had ample sources available as evacuation orders were lifted and

regional demands increased.

The system relied on redundancy and resiliency as well as the efforts of both the Member Government and Tampa Bay Water staffs collectively to keep drinking water supplies flowing.

Operations Status and Outlook

The new fiscal year and new water year began for the Agency on October 1. Agenda Item D.3 details operational status and supply and demand conditions of the agency. Staff will present highlights of Water Year 2022 as well as preview Water Year 2023.

Reclaimed Water Board Workshop

As requested by the Board at the June Board meeting, staff is planning a Board workshop on reclaimed water to hold prior to the December Regular Board Meeting. At the workshop, staff and consultants will present on how reclaimed water has been and will be incorporated into the agency's Long-term Master Water Plan as a potential source for water supply projects; the agency's plan for public outreach on reclaimed water as a potential source; and will provide an update on discussions with the City of Tampa regarding modeling efforts and potential use of the City's reclaimed water for a regional project.

Proposed Short-term Wellfield Option in South Hillsborough County

A potential short-term project was discussed with the Board at the September board meeting that involves converting the test well from the proposed South Hillsborough Wellfield project to a production well for use to meet growing demands in South Hillsborough County until the South Hillsborough Pipeline comes online. Tampa Bay Water and Hillsborough County staff have continued discussions regarding this concept and are working on developing terms for an agreement. Under current discussions, Tampa Bay Water will permit, own and operate the production well and Hillsborough County will construct the treatment and delivery facilities needed to deliver the water to its distribution system. Tampa Bay Water and Hillsborough County hope to have an agreement for consideration for either the November or December Board meeting.

South Hillsborough Pipeline Segment B Discussions

The South Hillsborough Pipeline will supply up to an additional 65 million gallons per day (mgd) of drinking water to the southern Hillsborough County service area. South Hillsborough County is experiencing unprecedented population growth that is driving the demand for additional drinking water. The South Hillsborough Pipeline will help meet that growing need. It will also provide redundancy and a backup supply to the County's Lithia Water Treatment Plant in the event the existing pipeline requires service.

The South Hillsborough Pipeline contains two segments (A&B). Segment A will deliver water from the Regional Facilities site in Brandon to the Lithia point of connection (POC) and Tampa Bay Water will pay for, own, and operate. Segment B will deliver water to Hillsborough County's requested new point of connection at the AgMart site. Under a Joint Project Agreement between Tampa Bay Water

and Hillsborough County approved in November 2021, Tampa Bay Water will design, construct, own and operate Segment B, though Hillsborough County will pay for that segment. This allows both Segments A&B to be eligible for Southwest Florida Water Management District co-funding.

The Board of Directors approved a route for Segment A at its September Board meeting and directed staff to continue discussions with Hillsborough County for Segment B and bring back modifications to the Joint Project Agreement, if needed. Tampa Bay Water and Hillsborough County staff and consultants continue to meet for additional discussions on Segment B and will bring back a status update of those discussions to the Board in November. In the meantime, Tampa Bay Water staff and consultants continue to move forward on the design of pipeline Segment A.

Upcoming Items of Note

November Board Meeting (Tentative)

- November 14 Board Meeting (week earlier due to Thanksgiving holiday)
- Regional Water Quality Study Update
- Closed-door session on litigation
- Agency Construction Update
- Member Government Presentation - City of St. Petersburg

December Board Meeting (Tentative)

- Board workshop on reclaimed water
- Legislative goals and priorities
- Regional Water Quality Study discussion/potential recommendation
- Source Water Protection Mini-grant Awards

January Board Meeting (Tentative)

- Presentation of Business Case Analysis for Seawater Desalination Operations
- Strategic Plan Status Update
- Regional Water Quality Study discussion/potential recommendation, if needed
- Member Government Presentation at Board Meeting - City of New Port Richey

TAMPA BAY WATER
Supplying Water To The Region

AGENDA ITEM C.1

DATE: October 3, 2022

TO: Board of Directors

THRU: Charles H. Carden, General Manager

FROM: Christina Sackett, Chief Financial Officer

SUBJECT: Water Research Foundation Membership - Payment of Annual Dues - *Approve*

SUMMARY

The Water Research Foundation (formerly known as the American Water Works Research Foundation) is a non-profit association supported by utilities and organizations dedicated to the research needs of the drinking water industry. Tampa Bay Water is a long-standing member of the Foundation. Approval of this item will continue membership through Fiscal Year 2023. Member Government Staff have access to the Foundation through Tampa Bay Water's Membership. Staff will present on recent/current projects that we or the members have or will continue participating in.

SUGGESTED ACTION

Approve renewal of annual Water Research Foundation Membership and receive update on Research Projects.

COST/FUNDING SOURCE

Uniform Rate - $ 216,071

DISCUSSION

The Water Research Foundation and its predecessor, the American Water Works Association Research Foundation, hosts an online research library of more than 2,300 projects valued at $700 million and developed the WRF TechLink platform to accelerate the uptake and deployment of innovation into the

water sector. Some of the active research projects involving Tampa Bay Water and the Agency's Member Governments include, considerations for security and communications for intelligent water systems, developing tools for surface water nutrient loading attributable to reclaimed water and leading water utility innovation.

Subscribers provide input to the development of research programs ensuring that the research projects meet subscriber needs. The foundation leverages their subscriber dues with federal monies and other research partners, typically doubling research dollar values.

This membership expense is approved in the Fiscal Year 2023 budget. Through this utility membership, the Agency's Member Governments have the same benefits and access to all project reports and published research produced by the Water Research Foundation at no charge. Attached is a Water Research Foundation Involvement Report from 2018 to 2022. The report shows our utility membership had a total of 201 products ordered, representing a total research value of $63,510,093. This membership viewed 6 webcasts, had 18 staff served/serving on Water Research Planning bodies, was involved in 27 research projects and is involved in 23 active research projects.

The Water Research Foundation membership funding formula is based upon service population and system flow. The subscription amount for the FY 2023 membership is $216,071 and it is calculated upon an estimated population served and Fiscal Year 2021 water production.

Staff recommends approval to continue the Water Research Foundation membership.

BACKGROUND

The Water Research Foundation sponsors practical applied research in support of the drinking water industry. It is a resource for information and technical advice to its members concerning all aspects of water supply, water quality and management issues. The foundation is also active in regulatory development, resource monitoring and compliance processes. Tampa Bay Water has been a subscriber to the Water Research Foundation since 1992. Staff also serve various advisory roles for the Foundation.

Attachment (1)

Tampa Bay Water Water Research Foundation Report 2018-2022
C.1 Water Research Foundation Membership - Annual Subscription Presentation

Tampa Bay Water

Subscriber Involvement Report 2018 to 2022

Main Contact

Chuck Carden
Tampa Bay Water
2575 Enterprise Road
Clearwater, FL 33763-1102

Phone: (727) 725-7046
FAX: (727) 791-2388
Email: ccarden@tampabaywater.org

Liaison

Stephen Fleischacker
Tampa Bay Water
2575 Enterprise Road
Clearwater, FL 33763-1102

Phone:
FAX: (727) 791-2388
Email: sfleischacker@tampabaywater.org

Summary

A summary of your involvement with the Water Research Foundation from 2018 to 2022 is given below. You detailed involvement and engagement with our research results follows in the remainder of the report.

- 7 organizations included in Tampa Bay Water's subscription
- 129 staff with WRF accounts
- 18 staff served/serving on WRF planning bodies
- 201 products ordered, representing a total research value of $63,510,093
- 6 webcasts viewed
- 27 research projects that involved Tampa Bay Water
- 23 active research projects involving Tampa Bay Water

  WRF Project 04721 - Detecting and Differentiating Opportunistic Premise Plumbing Pathogens to Determine Efficacy of Control and Treatment Technologies

  WRF Project 04811 - CASWB Pledge Funding

  WRF Project 04813 - Critical Evaluation and Assessment of Health and Environmental Risks from Antibiotic Resistance in Reuse and Wastewater

  WRF Project 04907 - Leading Water Utility Innovation

  WRF Project 04912 - Developing Guidance for Evaluation and Implementation for Control of HABs in Source Water

  WRF Project 04914 - Utility Responses to Cyanobacterial/Cyanotoxin Events: Case Studies and Lessons Learned

  WRF Project 04915 - Characterization and Contamination Testing of Source Separated Organic Feedstocks and Slurries for Co-Digestion at Resource Recovery Facilities

  WRF Project 04920 - Decision Support Framework for Drinking Water Treatment Plants Experiencing Lake Recovery

Summary (Continued)

- 23 active research projects involving Tampa Bay Water (Cont.)

  WRF Project 04953 - Considerations and Blending Strategies for Drinking Water System Integration with Alternative Water Supplies

  WRF Project 04969 - One Water Cities: Development of Guidance Documents and Assessmer Metrics

  WRF Project 05031 - Occurrence of PFAS Compounds in US Wastewater Treatment Plants

  WRF Project 05032 - When and How to Evaluate Corrosion Control Treatment When Conditions Change

  WRF Project 05039 - Definition, Framework, and Maturity Assessment for Intelligent Water Systems

  WRF Project 05040 - Successful Implementation of Decentralized Reuse and Treatment Systems

  WRF Project 05052 - Standardizing Methods with QA/QC Standards for Investigating the Occurrence and Removal of Antibiotic Resistant Bacteria/Antibiotic Resistance Genes (ARB/ARGs) in Surface Water, Wastewater, and Recycled Water

  WRF Project 05080 - Assessment of Vulnerability of Source Waters to Toxic Cyanobacterial Outbreaks

  WRF Project 05082 - Investigation of Alternative Management Strategies to Prevent PFAS from Entering Drinking Water Supplies and Wastewater

  WRF Project 05085 - Impact of a Haloacetic Acid MCL Revision on DBP Exposure and Health Risk Reduction

  WRF Project 05119 - Using Phosphate-Based Corrosion Inhibitors and Sequestrants to Meet Multiple Water Treatment Objectives

  WRF Project 05122 - Technologies and Approaches to Minimize Brominated and Iodinated DBPs in Distribution Systems

  WRF Project 05130 - Advancement of Densification to Implement and Achieve More Efficient BNR Processes: Granule Generation, Retention and Management

  WRF Project 05142 - Data-Driven Process Control for Maximization of Energy and Resource Efficiency - A

  WRF Project 05198 - Unlocking the Nationwide Potential of Water Reuse

* Summary data includes involvement by employees of organizations included in this subscription which is not included in the details.

Organizations Included In This Subscription

1999 - 2022	City of New Port Richey
2010 - 2022	City of Tampa Water Department
1999 - 2022	Hillsborough County

Organizations Included In This Subscription (Continued)

1999 - 2022	Pasco County Utilities
1999 - 2022	Pinellas County Utilities
1999 - 2022	St. Petersburg Water Department

Tampa Bay Water

Subscriber Involvement Report 2018 to 2022

Planning Committee Membership

2019 - 2020	Bracciano, Dave	Advisory Committee - Water Demand: Improving the Effectiveness of Forecasts and Management	Member

Other Project Participation

Funding Year		Project Value
2021	Technologies and Approaches to Minimize Brominated and Iodinated DBPs in Distribution Systems [#5122] **Participating Utility** WRF Share: $0.00 Cost Share: $0.00 3rd Party In Kind: $7,500.00 **Total Contribution: $7,500.00**	$462,569
2021	Using Phosphate-Based Corrosion Inhibitors and Sequestrants to Meet Multiple Water Treatment Objectives [#5119] **Participating Utility** WRF Share: $0.00 Cost Share: $0.00 3rd Party In Kind: $5,000.00 **Total Contribution: $5,000.00**	$647,242
2020	Assessment of Vulnerability of Source Waters to Toxic Cyanobacterial Outbreaks [#5080] **Participating Utility** WRF Share: $0.00 Cost Share: $0.00 3rd Party In Kind: $10,000.00 **Total Contribution: $10,000.00**	$492,764
2020	Investigation of Alternative Management Strategies to Prevent PFAS from Entering Drinking Water Supplies and Wastewater [#5082] **Participating Utility** WRF Share: $0.00 Cost Share: $0.00 3rd Party In Kind: $5,000.00 **Total Contribution: $5,000.00**	$793,734

Other Project Participation (Continued)

Funding Year		Project Value
2019	Successful Implementation of Decentralized Reuse and Treatment Systems [#5040] **Participating Utility** WRF Share: $0.00 Cost Share: $0.00 3rd Party In Kind: $10,000.00 **Total Contribution: $10,000.00**	$345,772
2018	Application of Big Data for Energy Management in Water Utilities [#4978] **Participating Utility** WRF Share: $0.00 Cost Share: $0.00 3rd Party In Kind: $10,000.00 **Total Contribution: $10,000.00**	$280,961
2018	Considerations and Blending Strategies for Drinking Water System Integration with Alternative Water Supplies [#4953] **Participating Utility** WRF Share: $0.00 Cost Share: $0.00 3rd Party In Kind: $5,000.00 **Total Contribution: $5,000.00**	$643,521
	Total Project Value:	**$3,666,563**

Tampa Bay Water

Subscriber Involvement Report 2018 to 2022

Tailored Collaboration Project Participation

Funding Year		Project Value
2018	Improving Tradeoff Understanding in Water Resource Planning Using Multi-Objective Search [#4941]	$427,319
	Co-Funding Organization WRF Share: $30,000.00 Cost Share: $0.00 3rd Party In Kind: $77,400.00 **Total Contribution: $107,400.00**	
2018	Leading Water Utility Innovation [#4907]	$1,159,978
	Co-Funding Organization WRF Share: $5,000.00 Cost Share: $0.00 3rd Party In Kind: $2,189.00 **Total Contribution: $7,189.00**	
	Total Project Value:	**$1,587,297**

Project Advisory Committee (PAC) Participation

			Project Value
2020 - 2021	Kajtezovic, Ivana	Case Studies on Water Sector Interdependencies [#5086]	$298,393
2017 - 2019	Asefa, Tirusew	Long Term Vulnerability Assessment and Adaptation Plan for the San Francisco Public Utilities Commission Water Enterprise - Phase I [#4703]	$743,342
2017 - 2020	Owen, Christine	Biofiltration Guidance Manual for Drinking Water Facilities [#4719]	$374,328
2017 - 2022	Owen, Christine	Optimizing Filter Operation in an Ozone-Biofiltration Plant to Reduce Selection for Opportunistic Pathogens in Drinking Water Production [#4743]	$341,649
2016 - 2022	Asefa, Tirusew	Long Term Water Demand Forecasting Practices for Water Resources and Infrastructure Planning [#4667]	$239,396
2016 - 2018	Owen, Christine	Alternative Water Source Requirements for Conventional Drinking Water Treatment [#4665]	$240,933

Project Advisory Committee (PAC) Participation (Continued)

			Project Value
2015 - 2020	Asefa, Tirusew	An Integrated Modeling and Decision Framework to Evaluate Adaptation Strategies for Sustainable Drinking Water Utility Management Under Drought and Climate Change [#4636]	$1,175,000
2015 - 2018	Asefa, Tirusew	Framework for Evaluating Alternative Water Supplies: Balancing Cost with Reliability, Resilience, and Sustainability [#4615]	$479,076
2013 - 2018	Bracciano, Dave	Integrating Water Efficiency into Long-Term Demand Forecasting [#4495]	$334,287
		Total Project Value:	**$4,226,404**

Tampa Bay Water

Subscriber Involvement Report
2018 to 2022

201 www.waterrf.org Downloads
Total Research Value: $63,510,093

www.waterrf.org Downloads

08/31/2022	Brown, Amelia	Developing Water Use Metrics for the Commercial and Institutional Sectors [4619A]
08/31/2022	Brown, Amelia	Developing Water Use Metrics for the Commercial and Institutional Sectors [EXECUSUM-4619]
08/31/2022	Brown, Amelia	Water Use Analysis Guide for Commercial and Institutional Efficiency [4619B]
08/29/2022	McConnell, Robert	Technology Primers for the Simultaneous Compliance Tool [ProjectPaper-3115-1]
08/18/2022	McConnell, Robert	Data Collection Workbook [WEBTOOL-4451-1]
08/18/2022	McConnell, Robert	Managing Infrastructure Risk: The Consequence of Failure for Buried Assets [EXECSUM-4451]
08/18/2022	McConnell, Robert	Retrofit and Management of Metallic Pipe with Cathodic Protection [4618]
08/18/2022	McConnell, Robert	Retrofit and Management of Metallic Pipe with Cathodic Protection [EXECSUM-4618]
04/23/2022	McConnell, Robert	Investigation of Alternative Management Strategies to Prevent PFAS From Entering Drinking Water Supplies and Wastewater [PIS-5082]
03/24/2022	McConnell, Robert	Preliminary Framework for Evaluating Source Water Protection Programs [ProjectPaper-4528-1]
02/17/2022	McConnell, Robert	Lead Service Line Identification Techniques [4693]
01/19/2022	McConnell, Robert	Stream Restoration as a BMP: Crediting Guidance [5075]
01/19/2022	McConnell, Robert	Stream Restoration as a BMP: Crediting Guidance [EXECSUM-5075]
12/10/2021	Brown, Amelia	AMI-Meter Data Analytics [EXECSUM-4741]
09/24/2020	McConnell, Robert	A Risk Management Framework for Managing Source Water Risks in the United States [EXECSUM-4748]
09/24/2020	McConnell, Robert	A User's Guide to Source Water Risk Management: A Framework for Implementing a Source Water Risk Management Program [4748B]
06/30/2020	McConnell, Robert	Climate Data and Information Spectrum for Case Studies [WEBTOOL-4729-1]

www.waterrf.org Downloads (Continued)

04/15/2020	Kim, Jun	Ammonia From Chloramine Decay: Effects on Distribution System Nitrification [90949]
04/01/2020	Asefa, Tirusew	Water Demand Forecasting in Uncertain Times: Isolating the Effects of the Great Recession [4458]
11/19/2019	Medina, Maribel	Cost Allocation and Rate Design for Water Utilities [EXECSUM-90590]
11/19/2019	Medina, Maribel	Financial Management Strategy Bulletin 2: Cost Index Use for Rate Adjustments [ProjectPaper-4405-1]
11/19/2019	Medina, Maribel	PowerPoint Slide Deck from Rates and Revenues: Water Utility Leadership Forum on Challenges of Meeting Revenue Gaps [Presentation-4405-1]
11/19/2019	Medina, Maribel	Rate Communication Toolkit [4455B]
11/19/2019	Medina, Maribel	Residential Water Use, Rate, Revenue and Nonprice Conservation Program Database [90748]
11/19/2019	Medina, Maribel	Summary Report: Rates and Revenues - Water Utility Leadership Forum on Challenges of Meeting Revenue Gaps [ProjectPaper-4405-3]
10/15/2019	McConnell, Robert	Control of Distribution System Water Quality Using Inhibitors [EXECSUM-91241]
08/26/2019	McConnell, Robert	Design of Early Warning and Predictive Source-Water Monitoring Systems [EXECSUM-90878]
08/26/2019	McConnell, Robert	Online Monitoring for Drinking Water Utilities [EXECSUM-90829]
08/15/2019	Colantuoni, Ian	Advances in Taste-and-Odor Treatment and Control [90610]
08/15/2019	Colantuoni, Ian	Biological Filtration Monitoring and Control Toolbox: Guidance Manual [4231a]
08/15/2019	Colantuoni, Ian	Effective Climate Change Communication for Water Utilities [EXECSUM-4381]
08/15/2019	Colantuoni, Ian	Engineered Biofiltration for Enhanced Hydraulic and Water Treatment Performance [EXECSUM-4215]
08/15/2019	Colantuoni, Ian	Full-Scale Engineered Biofiltration Evaluation and Development of a Performance Tracking Tool [EXECSUM-4525]
08/15/2019	Colantuoni, Ian	Guidance for the Treatment of Manganese [EXECSUM-4373]
08/15/2019	Colantuoni, Ian	Implementing Renewable Energy at Water Utilities: Case Studies [CS-4424-1]
08/15/2019	Colantuoni, Ian	Optimizing Engineered Biofiltration [4346]

www.waterrf.org Downloads (Continued)

08/15/2019	Colantuoni, Ian	Optimizing Filter Conditions for Improved Manganese Control During Conversion to Biofiltration [EXECSUM-4448]
08/15/2019	Colantuoni, Ian	Ozone-Enhanced Biofiltration for Geosmin and MIB Removal [91075]
08/15/2019	Colantuoni, Ian	Removal of Natural Organic Matter in Biofilters [90670]
08/15/2019	Colantuoni, Ian	State-Of-Science on Perchlorate Treatment Technologies and Regulations [EXECSUM-4359]
08/15/2019	Colantuoni, Ian	The Future of Research on Climate Change Impacts on Water [WERF6C10PDF]
08/15/2019	Colantuoni, Ian	The Future of Research on Climate Change Impacts on Water: A Workshop Focusing on Adaptation Strategies and Information Needs [EXECSUM-4340]
08/05/2019	Colantuoni, Ian	Leak Repair Data Collection Guide [WebTool-4372-2]
08/05/2019	Colantuoni, Ian	Performance Benchmarking of Pumps and Pumping Systems for Drinking Water Utilities [4621]
08/05/2019	Colantuoni, Ian	Water and Electric Utility Integrated Planning: Case Studies [CS-4469-1]
08/05/2019	Colantuoni, Ian	Water Footprint Assessment Tool [WEBTOOL-4652-1]
04/09/2019	McConnell, Robert	Guidance Manual for Monitoring Biological Filtration of Drinking Water [4620]
02/12/2019	McConnell, Robert	Use of Flushing as a Corrective Action Under the Revised Total Coliform Rule [4653]
02/12/2019	McConnell, Robert	Use of Flushing as a Corrective Action Under the Revised Total Coliform Rule [EXECSUM-4653]
02/07/2019	McConnell, Robert	Managing Infrastructure Risk: The Consequence of Failure for Buried Assets [4451]
11/14/2018	McConnell, Robert	Simultaneous Removal of Multiple Chemical Contaminants Using Biofiltration [4559]
09/24/2018	McConnell, Robert	Screening Endocrine Activity of DBPs [4267]
04/10/2018	McConnell, Robert	Background Technical Information Sheets for CECs [ProjectPaper-4457-2]
04/10/2018	McConnell, Robert	Core Message Sheets for CECs [ProjectPaper-4457-1]
04/10/2018	McConnell, Robert	Core Messages for Chromium, Medicines and Personal Care Products, NDMA, and VOCs [4457]

www.waterrf.org Downloads (Continued)

04/09/2018	McConnell, Robert	Potable Reuse Research Compilation: Synthesis of Findings [4645]
03/22/2018	McConnell, Robert	Effective Utility Management Benchmarking Tool [WebTool-4313-1]
03/22/2018	McConnell, Robert	Preliminary Framework for Evaluating Source Water Protection Programs [ProjectPaper-4528-1]
03/15/2018	McConnell, Robert	Background Technical Information Sheets for CECs [ProjectPaper-4457-2]
03/15/2018	McConnell, Robert	Core Message Sheets for CECs [ProjectPaper-4457-1]
03/13/2018	McConnell, Robert	Journal AWWA: A Framework for Driving Innovation in Your Water and Wastewater Utility [PROJECTPAPER-4642-1]

Webcast Viewed

08/15/2019	Colantuoni, Ian	Sources, Chemistry, Fate, and Transport of Chromium in Drinking Water Treatment Plants and Distribution Systems [WEBCAST-4497-1]
02/02/2018	Kennedy, Jon	Condition Assessment & Pipe Failure Prediction Project: Condition Assessment for Failure Prediction [WEBCAST-4326-2]
02/02/2018	Lawrence-Jones, Jennifer	Condition Assessment & Pipe Failure Prediction Project: Corrosion and Failure Prediction [WEBCAST-4326-1]
02/02/2018	Kennedy, Jon Lawrence-Jones, Jennifer	Selecting Cost-Effective Condition Assessment Technologies for High-Consequence Water Mains-Part 1 of 3 in Series [WEBCAST-4553-1]

Involvement Report Glossary

3rd Party In Kind. The value of non-cash contributions that a participant provides to a WRF project.

Co-Funding Organization. An organization that contributes cash to fund a research project payable to WRF.

Co-Principal Investigator (Co-PI). An individual involved with the Principal Investigator in the executior of a project.

Cost Share. The portion of allowable costs that the contractor, subcontractor or third-party participant contributes to a WRF project.

Participating Utility. An organization that provides third-party contributions or other material support to a WRF research project but does not enter into a contractual relationship with WRF, the contractor or a subcontractor.

Principal Investigator (PI). The contractor's employee with primary responsibility to ensure that all terms and conditions of a contract are met.

Project Advisory Committee (PAC). A group of independent volunteers assembled by WRF to provide an independent technical review, assistance, and/or expertise to a WRF project.

WRF Share. The amount of money the Co-Funding Organization contributes to fund a research project.

Water Research Foundation Membership

Agenda Item C.1

October 17, 2022

Warren Hogg, P.G.
Chief Science Officer

TAMPA BAY WATER
Supplying Water To The Region

Water Research Foundation

- Non-profit research organization
- Focus – applied research for water utilities
- Management and treatment of water
- Leverage resources and knowledge
- Tampa Bay Water - member since 1992

THE Water Research FOUNDATION

TAMPA BAY WATER
Supplying Water To The Region



Efficient Resource Use & Recovery

- Energy efficiency, intensification & resource recovery
- Climate change mitigation (GHG emission reduction, decarbonization, carbon capture)
- Nutrient removal & recovery
- Biosolids



Treatment Optimization & Intensification

- Treatment & process optimization
- Nature-based solutions



Resilient Infrastructure

- Asset management (Risk management, data management, condition assessment)
- Distribution system integrity & water quality
- Collection systems integrity & water quality impacts



Utility Operations & Management

- Supply planning (Conservation, demand management)
- Workforce management (Succession planning, digital utility, DE&I)
- Digital utility (Digital twin, advanced data use, accessibility)
- Financial management (Affordability)



Healthy Communities & Environment

- Holistic watershed management & integrated planning
- Monitoring tools at watershed & sewershed scale
- Receiving water quality management (PFAS, CECs, microplastics, nutrients)

© 2018 The Water Research Foundation. ALL RIGHTS RESERVED.

Water Research Foundation - Numbers

- Members – approximately **1,200**
- Completed projects – **2,300+**
- Active projects – **216**
- Tampa Bay Water and member governments:
  - **129** staff with online access
  - **23** active research projects



TAMPA BAY WATER
Supplying Water To The Region

Recent Research Projects

- Water Quality in Distribution Systems
- Emerging Disinfection Byproducts
- Constituents of Emerging Concern
- Source Water Protection & Management Strategies
- Managing Algae in Surface Water Sources
- Maximize Energy and Resource Efficiency



TAMPA BAY WATER
Supplying Water To The Region

Staff Recommendation

- Approve the renewal of Tampa Bay Water's annual Water Research Foundation membership for fiscal year 2023 in the amount of $216,071.

Questions

TAMPA BAY WATER
Supplying Water To The Region

AGENDA ITEM D.1

DATE: October 3, 2022

TO: Board of Directors

THRU: Charles H. Carden, General Manager

FROM: Warren Hogg, Chief Science Officer

SUBJECT: Tampa Bay Water Wise Program Update - *Presentation*

SUMMARY

The Tampa Bay Water Wise program consists of 12 rebate programs and is supported by water conservation grant funding from the Southwest Florida Water Management District. The program goal is to save up to 11 million gallons of water per day by 2030. This program is intended to cost-effectively defer the need for new water supplies through improved water use efficiency. Staff will present an update of the program, highlight the progress to date, and preview the marketing plan for Fiscal Year 2023.

SUGGESTED ACTION

Receive Presentation and Status Report.

COST/FUNDING SOURCE

N/A

DISCUSSION

Following is a status report on the various components of the Tampa Bay Water Wise program and other demand management activities in the region. Staff will present a summary of this information at the October 2022 Board meeting.

Rebates and Water Savings

In total, the program has issued 2,458 rebates as of September 26, 2022, 1,501 of which have been paid for high-efficiency toilets in single-family homes (974 were for the $100 rebate, 527 were for the $40 toilet rebate), 915 rebates for toilets in multi-family homes, 5 rebates for toilets in business locations, 31 irrigation controllers, 2 shallow well rebates, and 4 customizable rebates.

Until recently, the water savings calculations have been based on presumed water savings per fixture installed. However, the University of Florida staff who support this program have recently analyzed billing data from four multi-family projects. This analysis of billing data before and after the project installation shows these four projects have resulted in much larger water savings than was originally presumed. Presumed water savings for the four projects was 22,683 gallons per day (gpd) and the measured savings based on billing data is 93,358 gpd, a difference of 70,675 gpd. The difference in water savings is very large and is due to two factors. Some of the four projects implemented additional water-saving measures that were not funded by our program and old toilets tend to use more water than their rated flush volume; many problems with water leakage are resolved through fixture replacement. We are continuing to investigate other possible reasons for the savings increase such as changes in residential population that may have contributed to the larger-than-expected savings.

While we will continue to monitor and investigate the water savings based on billing data for these projects, there is a good degree of confidence that these water savings will be sustained and that they were accomplished as a result of the program. Based on this new information, the program has saved a total of 152,968 gpd since the program launch in March 2020 and 104,399 gpd has been saved in Fiscal Year 2022 alone.

The regional dashboard provides a snapshot of the program's progress across the region, with presumed savings. The additional water savings calculated by the University of Florida has not been added to the dashboard but will be incorporated in the coming weeks. The dashboard is permanently available at this link, and is updated monthly:

https://tbw.conservationrebates.com/dashboard/public/regional_dashboard/regional_dashboard.pdf

Program Marketing

Marketing Plan: The program administrator, Electric and Gas Industries Association (EGIA), developed the marketing plan for Fiscal Year 2023, which is under review by the Working Group as of September 2022. The plan reviews the past year and proposes a plan for the coming year based on the outcomes of Fiscal Year 2022 activities. Highlights of the plan include:

Fiscal Year 2022 Successes:

- Digital Google Display ads were viewed over 1,000,000 times and generated 16,000 clicks to tampabaywaterwise.org.
- Social Media ads reached nearly 500,000 people, driving over 11,000 clicks to tampabaywaterwise.org, and resulted in 59 rebate application starts.

- Key performance indicators for social media (Facebook, Instagram and LinkedIn) were exceeded for engagement rates, website traffic, and submitted applications.
- In-store signage (Lowes and Home Depot stores) was the third-most effective source in driving completed applications, behind Google advertising methods and online/social media information.
- Member government promotions achieved significant levels of application starts and completions, behind Google ad promotions and online and in-store store rebate promotions.

Fiscal Year 2022 Challenges:

- Direct mail (postcard) efforts had an average engagement rate for the toilet-focused mailing, and a less successful rate for the smart irrigation controller mailing.
- Multi-family and commercial customer participation in the program did not meet the program goals.

Fiscal Year 2023 Plan:

- Digital ads, social media ads, and related efforts will continue with some modifications and enhancements to optimize their performance.
- In-store signage will be refreshed with increasing regularity such as monthly visits to stores.
- Digital ads for the smart irrigation controllers will be revised, and we will continue to support members' efforts to promote this rebate through their communication channels.
- Individualized outreach to the multi-family, restaurant and hospitality sectors will be a new feature of this year's marketing efforts, with the aim of increasing participation from these customer segments.

Additional Regional Demand Management Activities

The collective and coordinated efforts of the Member Governments, the Florida Friendly Landscape programs, and the University of Florida have an impact on regional water demand. Many of these activities have been coordinated by the Agency for years and play a key role in educating residents about the best ways to save water. These efforts are complementary to the Tampa Bay Water Wise rebate program.

- FFL agents continue to educate residents and businesses about program practices. The agents are also helping with the Tampa Bay Water Wise program by performing irrigation evaluations for rebate-eligible customers who wish to participate in the Smart Irrigation Controller Rebate program.
- Conservation Coordination Consortium – Once per month, staff from Member Governments, FFL agents, Tampa Bay Water, District, and other organizations meet to provide information about upcoming activities, current efforts, and important project updates. It is also a time to coordinate and plan the Community Water Wise awards program, which recently concluded for the 2022 year.
- The University of Florida directly assists with the Tampa Bay Water Wise program through data

analyses and targeted marketing efforts, as well as water conservation field research. University staff are planning a new initiative to provide education and guidance on smart irrigation controllers to Florida Friendly Landscape agents, members and Agency staff.

BACKGROUND

Tampa Bay Water Wise is a regional water conservation rebate program which aims to save up to 11 million gallons of water per day (mgd) by 2030 through 12 rebate components. This program is intended to cost-effectively defer the need for new water supplies through improved water-use efficiency which will save the Member Governments and their customers money. The program is managed by Tampa Bay Water and guided by the Member Governments through a Working Group made up of Member Government and District staff which meet monthly. The program is administered by a third-party contractor, Electric and Gas Industries Association (EGIA).

At its December 2008 meeting, the Tampa Bay Water Board of Directors approved a resolution directing the Agency to prepare a revised Demand Management Plan (DMP). This project provided a comprehensive investigation of the benefits and costs of integrated water demand management as a quantifiable, alternative water supply source and reflects improvements in the state of knowledge that have occurred since 1995. The DMP evaluated the potential of demand management as a beneficial tool for long-term water supply planning and defined how demand management fits within the Agency's long-term water supply planning process, supply reliability, and Member Government demand projections. Consideration of costs and water supply benefits allow a consistent "apples to apples" comparison to other water supply alternatives.

At the February 2013 meeting, the Tampa Bay Water Board approved Resolution No. 2013-006, which incorporated water-use efficiency evaluation efforts into the Agency's long-term water supply planning process. This resolution directed the Agency to:

- Develop and implement data collection, management and analysis protocols and procedures for the continued assessment of passive water-use efficiency within the Agency's service area.
- Integrate passive water-use efficiency into the Agency's Long-term Demand Forecast and Future Need Analysis.
- Include the Water-Use Efficiency Evaluation as an element of the Long-term Master Water Supply Plan and include an updated evaluation of potential active measures for implementing efficient water-use products as part of future options for the next Long-term Master Water Supply Plan update.

The Board subsequently directed Tampa Bay Water staff to evaluate demand management implementation strategies to determine how active demand management could be implemented and help meet the Agency's unequivocal water supply obligation, if selected by the Board.

In August 2018, Agency staff developed a list of potential demand management best practices that

could save up to 11 mgd by 2030 at about one-fifth of the cost of developing new water supplies. This approach optimizes the use of existing water resources and could defer the need to develop new supplies to a later date, all within a cost-effective strategy. The plan was approved by the Board in December 2018 as part of the Long-term Master Water Plan update.

On August 20, 2018, the Board approved funding of demand management actions through the annual budget process and applying for matching cooperative funding from the District. The Board also directed staff to work with Member Governments to develop implementation strategies that will help to secure identified savings consistent with the Amended and Restated Interlocal Agreement.

The Tampa Bay Water Wise program was officially launched and open to the public via tampabaywaterwise.org on March 30, 2020. The Working Group that was established at the outset of this program currently meets on a monthly basis and is comprised of representatives from each Member Government, Tampa Bay Water, and the District.

Attachments (2)

Member Government Conservation Activities_July and August 2022
Tampa Bay Water Wise Regional Dashboard_Oct 2022
D.1 Tampa Bay Water Wise Program Update Presentation

Tampa Bay Water
Member Government Water Conservation Activities
July 2022

Conservation Activities	Pinellas County	City of St. Petersburg	Hillsborough County	City of Tampa	Pasco County	City of New Port Richey
Programs & Devices						
Retrofit Kits Distributed	-	0	-	-	-	13
Hose Nozzles	-	22	53	-	-	-
Irrigation Evaluations	-	22	13	14	6	-
Rain/Soil Moisture Sensor Rebates	-	21	-	-	-	-
Indoor Audit	-	-	-	-	-	-
Education & Engagement						
Speaking Engagements - # events, #attendees	-	3/68	8 - 191	2/20	1 @ 33	-
Expos/Fairs/Events	-	0	4 site visits	-	-	-
Tours	-	0	-	-	-	-
Paper/E-bill conservation message - #recipients	-	0	1,678	-	1 @ 100,000	-
Hotline Calls/Email Inquiries	35	201	94 / 874	9	Not available	-
Media						
Conservation Website Users - # visits	630	1338	11,095	5,339	Not available	-
E- Newsletter Opens	-	280	-	-	-	-
Twitter Engagements	92	-	3,382	-	-	-
Facebook Engagements	196	-	25,021	-	-	-
LinkedIn Engagements	-	-	-	-	-	-
NextDoor Engagements	-	-	-	-	-	-
Television Shows/Radio Interviews	-	0	-	-	-	-
News Releases	0	0	4 / 50,250	-	-	-
Infrastructure Related						
Meter Tests/Changeouts - proactive measure	30	923	-	-	-	20
Reclaimed Water (net new connections)	-	-	-	-	99	-
Enforcement						
Water Restriction Warnings	41	0	-	-	15	0
Water Restriction Citations	7	0	-	23	-	0
Water Restriction Enforcement Hours	45.5	3	-	521.5	-	-
Water Restriction Enforcement Mileage	511	13	-	3247	-	-
Tampa Bay Water Wise Activities						
Facebook Posts (#)	4	-	2	-	-	-
Facebook Engagements	264	-	290	-	-	-
NextDoor Posts (#)	-	-	-	-	-	-
NextDoor Engagements	-	-	-	-	-	-
Twitter posts (#)	4	-	2	-	-	-
Twitter Engagement Rate	47	-	2.71%	-	-	-
Newsletter/Email - # of recipients	-	1/506	-	-	-	-
- open rate	-	60%	-	-	-	-
- click rate	-	-	-	-	-	-
Utility Bill Insert - Name rebate type	-	0	-	-	-	-
Utility Bill Insert - # of recipients	-	0	-	-	-	-
Other TBWW Activities (Brief description)	ram mentioned in PCU	Conserv. webpage; eSplash newsletter; brochure at event	LinkedIn Posts/Engagements: 1/18. Put up signs and stickers at Home Depot and Lowe's.	-		-

Tampa Bay Water
Member Government Water Conservation Activities
August 2022

Conservation Activities	Pinellas County	City of St. Petersburg	Hillsborough County	City of Tampa	Pasco County	City of New Port Richey
Programs & Devices						
Retrofit Kits Distributed	-	3	-	66	-	15
Hose Nozzles		20	18	43	-	-
Irrigation Evaluations	-	20	4	8	3	-
Rain/Soil Moisture Sensor Rebates	-	23	-	5	-	-
Indoor Audit	-	-	-	-	-	-
Education & Engagement						
Speaking Engagements - # events, #attendees	-	1/28	21/461		1 @ 35	-
Expos/Fairs/Events	-	3	-	1/150	-	-
Tours	-	-	-	-	-	-
Paper/E-bill conservation message - #recipients	-	1/93,000	1824	-	1 @ 100,000	-
Hotline Calls/Email Inquiries	31	351	62/655	5	Not available	-
Media						
Conservation Website Users - # visits	642	1,195	7857	5,349	Not available	-
E- Newsletter Opens	-	1,563	-	-	-	-
Twitter Engagements	42	-	311	-	5	-
Facebook Engagements	263	-	436	-	-	-
LinkedIn Engagements	-	-	9	-	-	-
NextDoor Engagements	-	-	-	-	-	-
Television Shows/Radio Interviews	-	0	-	-	-	-
News Releases	1	0	-	-	-	-
Infrastructure Related						
Meter Tests/Changeouts - proactive measure	7	1,003	-	-	-	-
Reclaimed Water (net new connections)	-	-	-	-	120	-
Enforcement						
Water Restriction Warnings	57	0	378	-	19	-
Water Restriction Citations	0	0	116	27	-	-
Water Restriction Enforcement Hours	34.5	2	-	634.5	-	-
Water Restriction Enforcement Mileage	366	6	-	4702	13	-
Tampa Bay Water Wise Activities						
Facebook Posts (#)	4	-	3	-	-	-
Facebook Engagements	129	-	109	-	-	-
NextDoor Posts (#)	-	-	-	-	-	-
NextDoor Engagements	-	-	-	-	-	-
Twitter posts (#)	4	-	2	-	-	-
Twitter Engagement Rate	43	-	1.83%	-	-	-
Newsletter/Email - # of recipients	-	1/4,090	-	-	-	-
- open rate	-	40%	-	-	-	-
- click rate	-	-	-	-	-	-
Utility Bill Insert - Name rebate type	-	-	-	-	-	-
Utility Bill Insert - # of recipients	-	-	-	-	-	-
Other TBWW Activities (Brief description)	webinar promotion	Conserv. webpage; eSplash newsletter; brochure at event	LinkedIn Posts/Engagements: 2/13.	-		-

Dashboard Reports

View PDF File

Regional Total Water Savings (GPD) and 2030 Goal

REGIONAL WATER SAVED	
Gallons per Day	
2021 Goal	270,000
2030 Goal	11,000,000
Achieved To Date	75,526

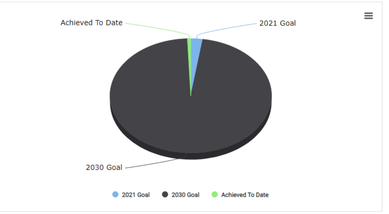

Regional Total Water Savings (GPD) by Water Demand Planning Area (WDPA)

REGIONAL WATER SAVED BY WDPA	
Gallons per Day	
Regional Savings	**75,526**
City Of Tampa	25,462
North Hillsborough County Utilities	6,775
South Hillsborough County Utilities	6,089
New Port Richey Public Water	683
Pasco County Utilities	17,138
Pinellas County Water	12,932
St Petersburg Water Resources	6,447

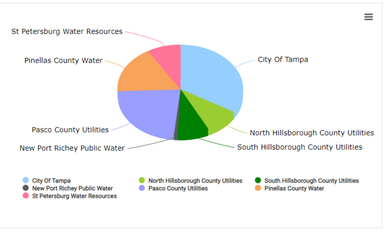

Regional Total Water Savings (GPD) by Rebate Type

REBATE TYPE	
Gallons per Day	
Regional Savings	**75,526**
Customizable	7,675
ET Controller	4,340
High Efficiency Toilet Tank Type	180
Homeowner High Efficiency Toilet - $100	32,830
Homeowner High Efficiency Toilet - $40	4,970
Multi-Family High Efficiency Toilet $75	24,705
Shallow Well	516
Soil Moisture Sensor	310

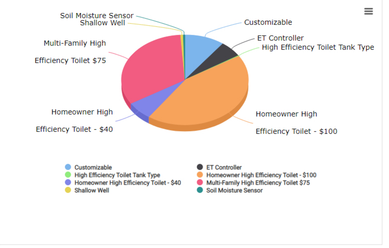

Pasco County Total Water Savings (GPD) by Rebate Type

REBATE TYPE	
Gallons per Day	
WDPA Savings	**17,138**
ET Controller	1,085
Homeowner High Efficiency Toilet - $100	4,725
Homeowner High Efficiency Toilet - $40	940
Multi-Family High Efficiency Toilet $75	10,233
Soil Moisture Sensor	155

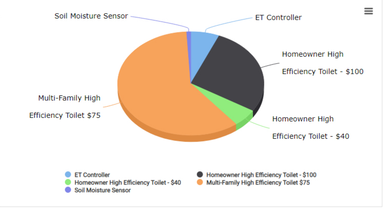

Pinellas County Total Water Savings (GPD) by Rebate Type

REBATE TYPE	
Gallons per Day	
WDPA Savings	**12,932**
Customizable	1,353
High Efficiency Toilet Tank Type	108
Homeowner High Efficiency Toilet - $100	10,045
Homeowner High Efficiency Toilet - $40	940
Multi-Family High Efficiency Toilet $75	486

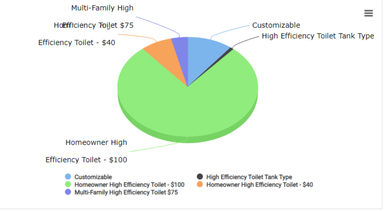

Northwest Hillsborough County Total Water Savings (GPD) by Rebate Type

REBATE TYPE	
Gallons per Day	
WDPA Savings	**6,775**
ET Controller	930
Homeowner High Efficiency Toilet - $100	4,865
Homeowner High Efficiency Toilet - $40	980

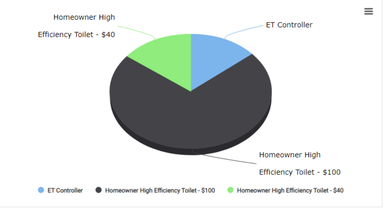

South Central Hillsborough County Total Water Savings (GPD) by Rebate Type

REBATE TYPE	
Gallons per Day	
WDPA Savings	**6,089**
ET Controller	1,085
Homeowner High Efficiency Toilet - $100	4,270
Homeowner High Efficiency Toilet - $40	390
Multi-Family High Efficiency Toilet $75	189
Soil Moisture Sensor	155

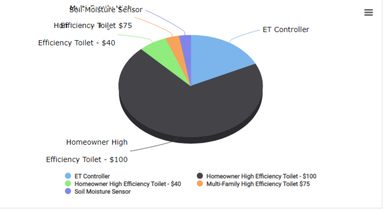

ST Pete County Total Water Savings (GPD) by Rebate Type

REBATE TYPE	
Gallons per Day	
WDPA Savings	**6,447**
High Efficiency Toilet Tank Type	72
Homeowner High Efficiency Toilet - $100	4,900
Homeowner High Efficiency Toilet - $40	770
Multi-Family High Efficiency Toilet $75	189
Shallow Well	516

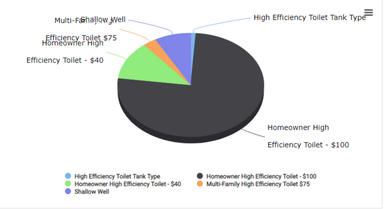

Tampa Total Water Savings (GPD) by Rebate Type

REBATE TYPE	
Gallons per Day	
WDPA Savings	**25,462**
Customizable	6,322
ET Controller	1,240
Homeowner High Efficiency Toilet - $100	3,675
Homeowner High Efficiency Toilet - $40	860
Multi-Family High Efficiency Toilet $75	13,365

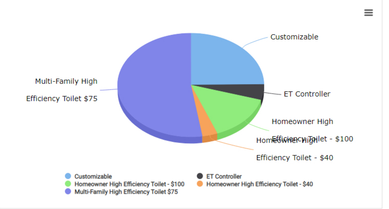

New Port Richey Total Water Savings (GPD) by Rebate Type

REBATE TYPE	
Gallons per Day	
WDPA Savings	**683**
Homeowner High Efficiency Toilet - $100	350
Homeowner High Efficiency Toilet - $40	90
Multi-Family High Efficiency Toilet $75	243

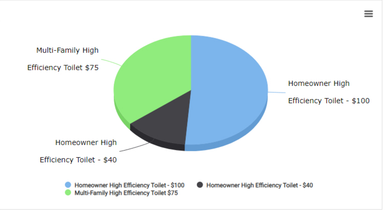

Tampa Bay Water Wise Program Update

Agenda Item D.1

October 17, 2022

Amelia Brown
Demand Management Program Manager
Tampa Bay Water

TAMPA BAY WATER
Supplying Water To The Region

Tampa Bay Water Wise

- Save up to 11 million gallons per day by 2030
- Lower cost than developing new supplies
- EGIA is the 3rd party rebate administrator and manages marketing efforts
- Members guide the program through monthly working group meetings and help promote
- District co-funds the program

Tampa Bay Water Wise

Residential Rebates





Commercial Rebates





Year-Over-Year Water Savings

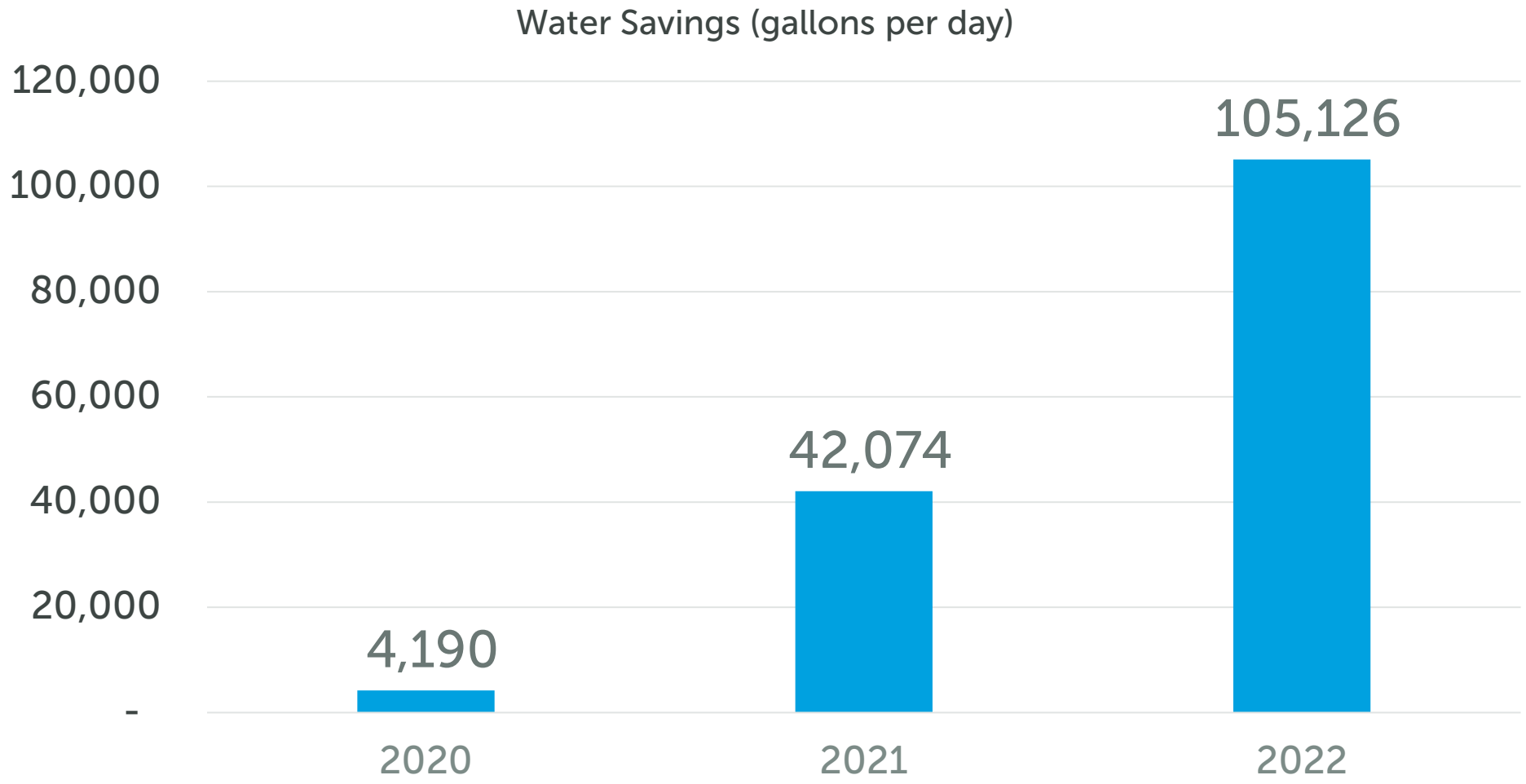

Water Savings Since Launch (03/20 - 09/22)

Rebate Type	Rebates Issued
Homeowner toilets	1,518
Multi-family toilets	915
Smart irrigation controllers	31
Commercial toilets	5
Shallow wells	2
Customizable	4
Total	**2,475**

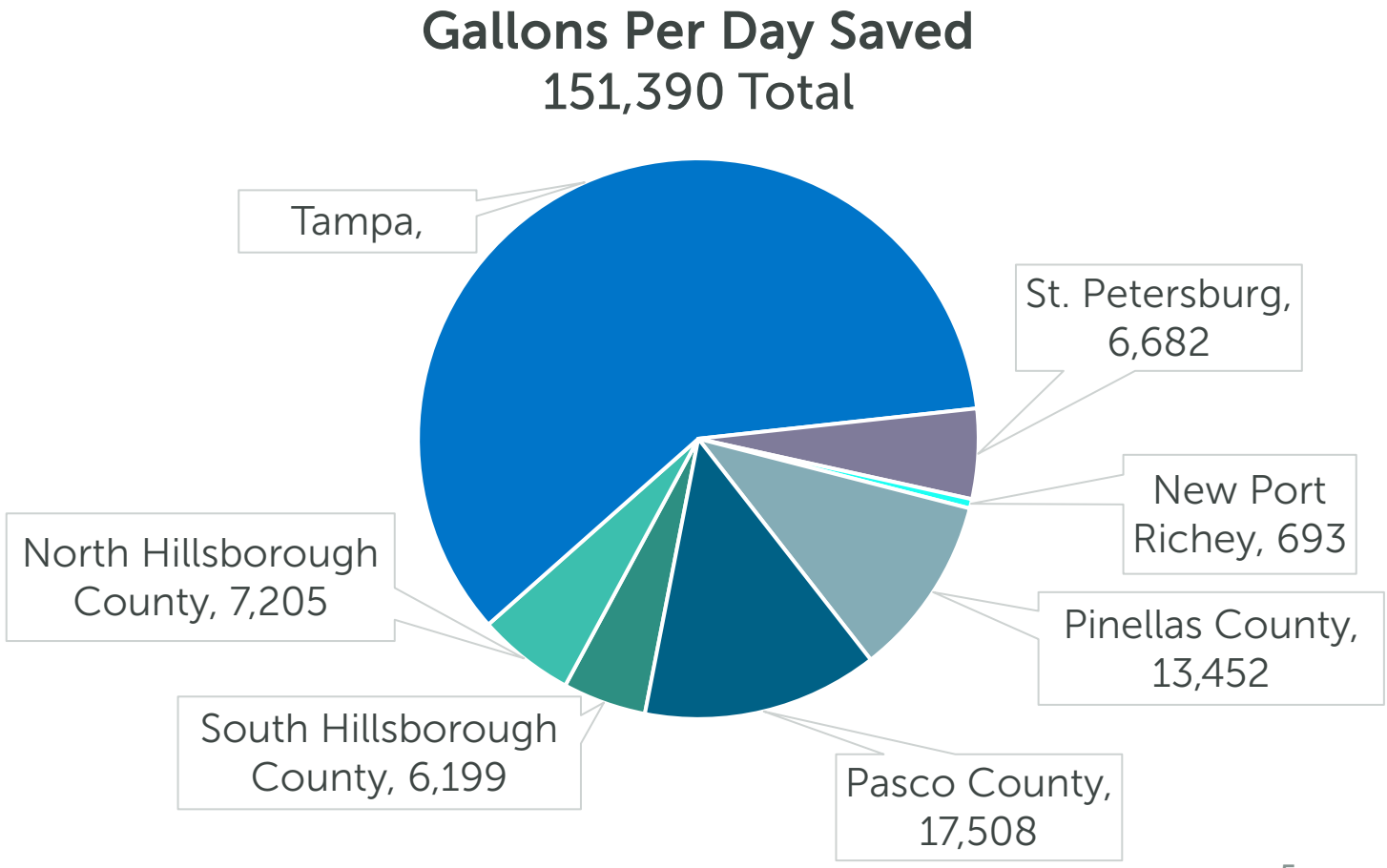

2022 Tampa Bay Water Wise Savings Goal

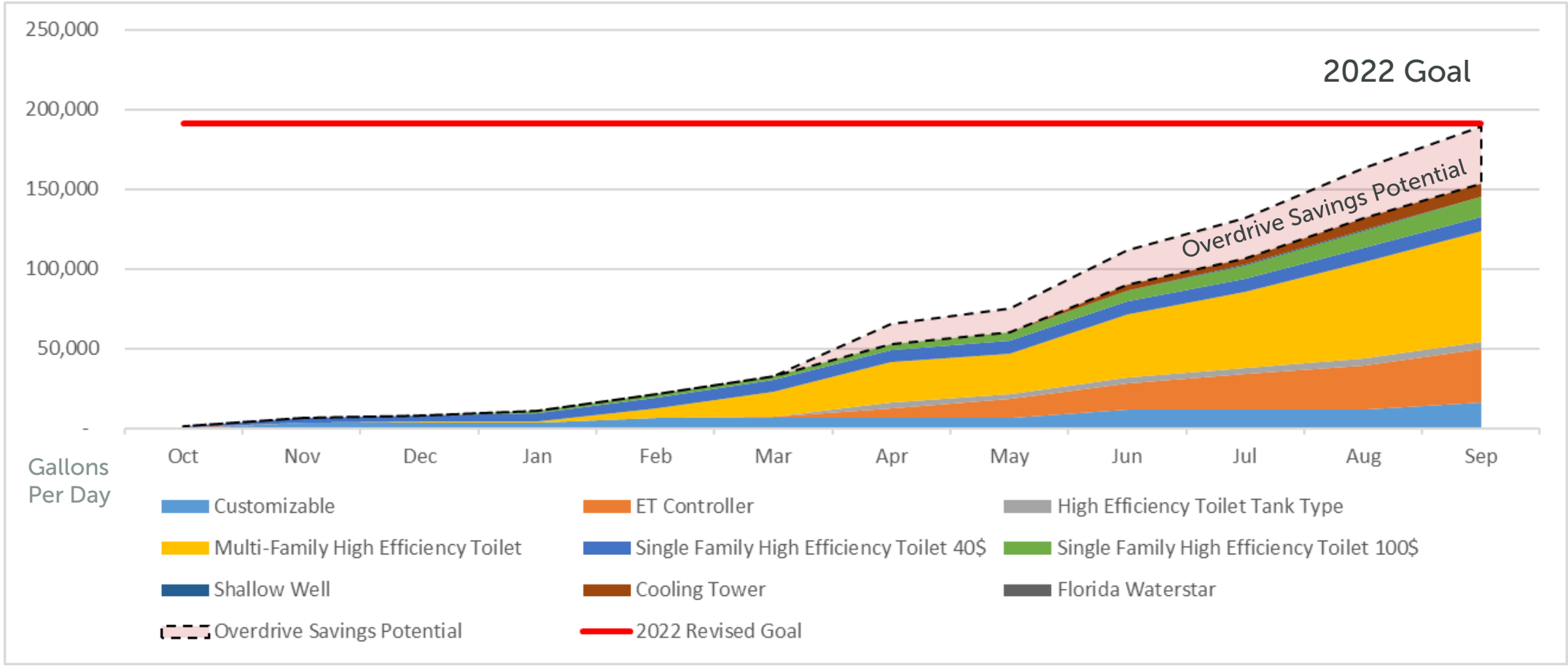

2022 Actual Savings vs. March Forecast

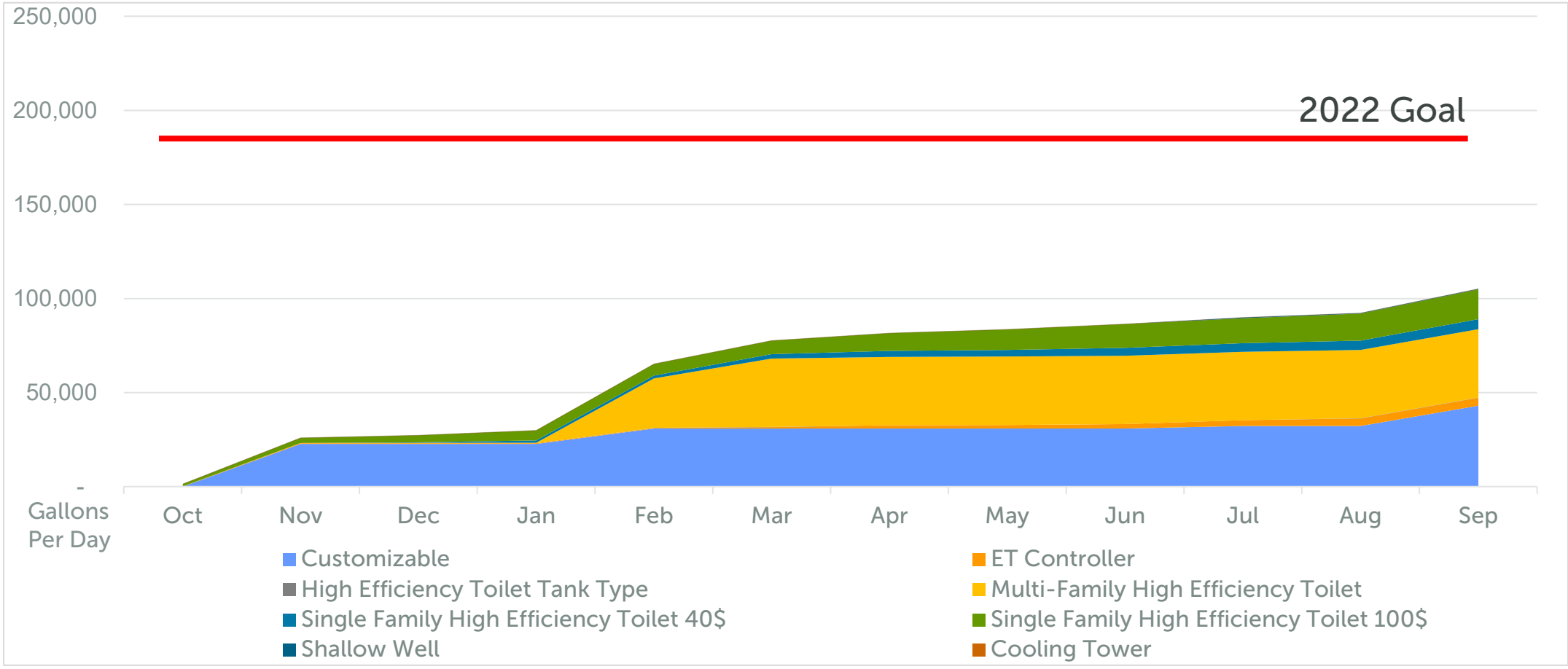

2022 Program Highlights

- Customer Satisfaction: 90% rate experience as excellent or good
- Exceeded goals for website visits and social media engagement
- Toilet Recycling Pilot – Partnership with Tampa Bay Watch







Looking Ahead to 2023

- 2023 Goal: Achieve 150,000 gallons per day in water savings
- Increase outreach to multi-family and commercial properties
- Test new ways to promote residential outdoor rebates
- Developing demand management element for Long-term Master Water Plan

District Co-funding Agreement

Extending existing co-funding agreement with the District because sufficient funds remain to support the program through 2024.

Southwest Florida Water Management District

Questions

TAMPA BAY WATER
Supplying Water To The Region

AGENDA ITEM D.2

DATE: September 30, 2022

TO: Board of Directors

THRU: Charles H. Carden, General Manager

FROM: Maribel Medina, Interim Engineering Senior Manager

SUBJECT: 2023 Long-term Master Water Plan Update: Project 09016, Project Status - *Presentation*

SUMMARY

Tampa Bay Water is required to update its Long-term Master Water Plan every five years. Integrated Program Management Consultant, Black and Veatch, is assisting staff with the 2023 Long-term Master Water Plan Update which will be completed by December 2023. This item provides an update on the status of project activities.

SUGGESTED ACTION

Receive Report and Presentation.

COST/FUNDING SOURCE

N/A

DISCUSSION

The most recent Long-term Master Water Plan (Plan) was completed and approved by Tampa Bay Water's Board of Directors in December 2018. Following the 2018 Plan Update, Tampa Bay Water completed Feasibility Studies for three shortlisted potential new water supply concepts. In August 2022, Tampa Bay Water's Board of Directors selected the Surface Water Treatment Plant Expansion project

as the next new water supply configuration for implementation by year 2028.

Based on the continued population growth in the region, the potable water demand is anticipated to continue increasing within Tampa Bay Water's services area. As population and business continue to grow, the need for additional water within the next planning horizon is likely. The 2023 Plan Update process will include an updated assessment of Tampa Bay Water's demand projections versus the current and expanded 2028 water supply capacity to define the timing and capacity requirements for the next water supply projects to be implemented by Tampa Bay Water to keep up with the projected growth.

It is anticipated that additional water supply and treatment capacity may be needed as early as Fiscal Year 2033, therefore, the 2023 Plan Update will include the development of a list or Universe of Options of potential water supply projects based on previous and new ideas for water supply sources and concepts based on input from numerous stakeholders (including Tampa Bay Water, Member Governments, Southwest Florida Water Management District and the public) and the evaluation and short-listing of potential new water supply options.

Black and Veatch, retained under the Integrated Program Manager Consultant Contract 2022-001, is providing professional services for the 2023 Long-term Master Water Plan Update. Black and Veatch's scope of services was approved by Tampa Bay Water's Board of Directors at the August 2022 Board Meeting. Below is a summary of work completed to date, future activities and schedule of project deliverables.

Work Completed to Date:

- Conducted project kickoff meetings with Tampa Bay Water staff
- Conducted meetings with Member Governments to solicit ideas to be considered in the Universe of Water Supply Options
- Initiated the development of the Universe of Water Supply Options
- Initiated listing the assumptions and treatment requirements to accompany the Universe of Options

Work In Progress and Upcoming Work:

- Conduct Level of Service Workshop with Tampa Bay Water staff
- Develop Draft Future Needs Technical Memorandum
- Finalize list of Universe of Water Supply Options
- Prepare draft Universe of Options Technical Memorandum
- Define Project Concepts Coarse Screening Framework
- Conduct Project Concepts Coarse Screening Framework Workshop

Overall Schedule:

- Universe of Options Technical Memorandum - December 2022
- Coarse Screening Technical Memorandum - March 2023

- Fine Screening Technical Memorandum - May 2023
- Draft Long-Term Master Water Plan Report - September 2023
- Final Long-Term Master Water Plan Report - October 2023
- Final Long-Term Master Water Plan Report Board Approval - November 2023

BACKGROUND

Section 2.09 of the Amended and Restated Interlocal Agreement requires that the Long-Term Master Water Plant be updated every five years. The most recent Long-term Master Water Plan was completed and approved by the Board in December 2018. Following the 2018 Plan Update, Tampa Bay Water completed Feasibility Studies for the shortlisted potential new water supply concepts. In August 2022, Tampa Bay Water's Board of Directors selected the Surface Water Treatment Plant Expansion project as the next new water supply configuration for implementation by year 2028.

Now that the next new water supply configuration has been selected, staff is working on activities for the next planning horizon which includes the 2023 Long-Term Master Water Plan Update. Black and Veatch, retained under the Integrated Program Manager Consultant Contract 2022-001, is providing professional services for the 2023 Long-term Master Water Plan Update. Black and Veatch's scope of services was approved by Tampa Bay Water's Board of Directors at the August 2022 Board Meeting.

D.2 2022 - 2023 Long-Term Master Water Plan Update Presentation

2023 Long-term Master Water Plan Update

Agenda Item D.2

October 17, 2022

Amanda Schwerman, P.E.
Planning Manager
Black & Veatch

Michelle Robinson
Public Information Lead
Dialogue Public Relations

TAMPA BAY WATER
Supplying Water To The Region

Long-term Master Water Plan Process

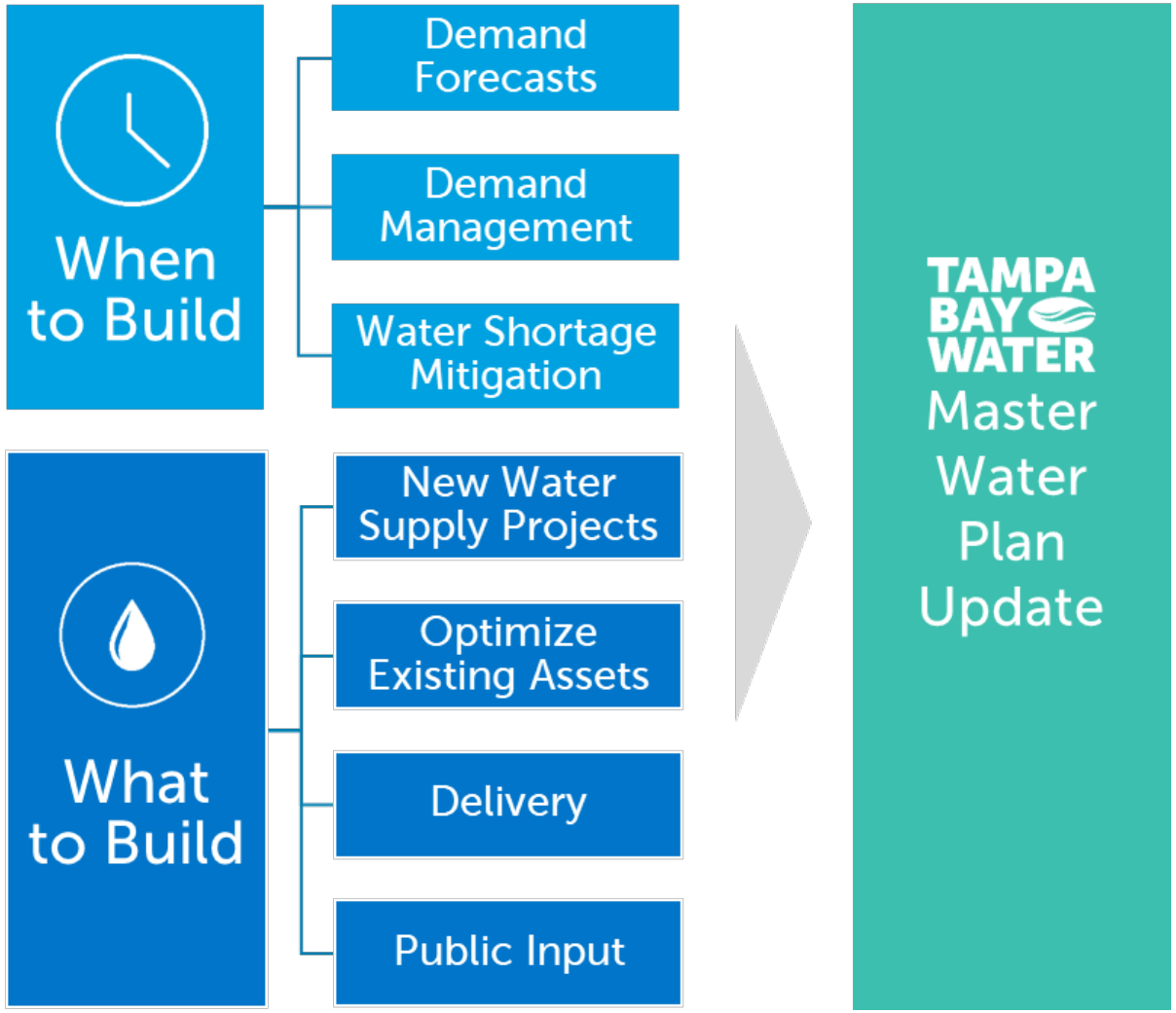

TAMPA BAY WATER
Supplying Water To The Region

Water Supply Expansion Process

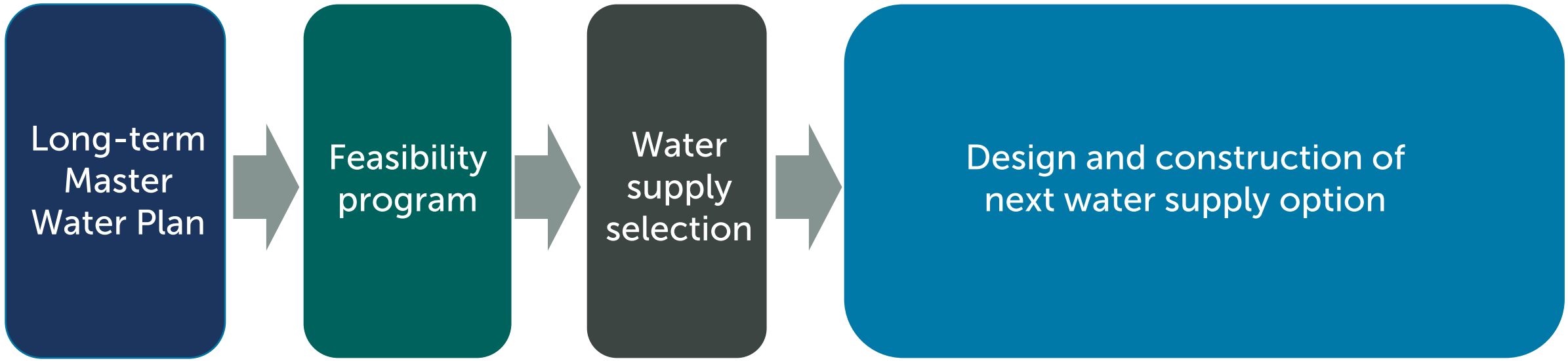

Water Supply Expansion Process

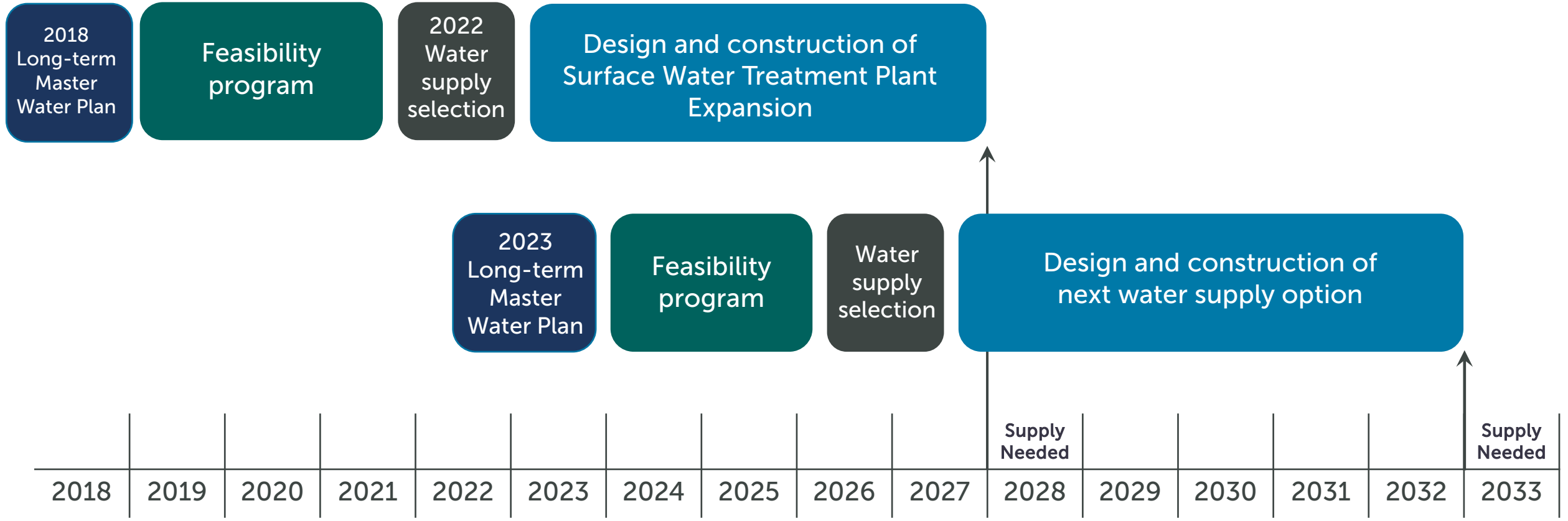

Main Tasks

- Water demand forecasting and future needs analysis
- Identify and shortlist water supply options
- Shortlisting of project concepts
- Long-term Master Water Plan update
- Public engagement program

TAMPA BAY WATER
Supplying Water To The Region

Identifying and Shortlisting Water Supply Options

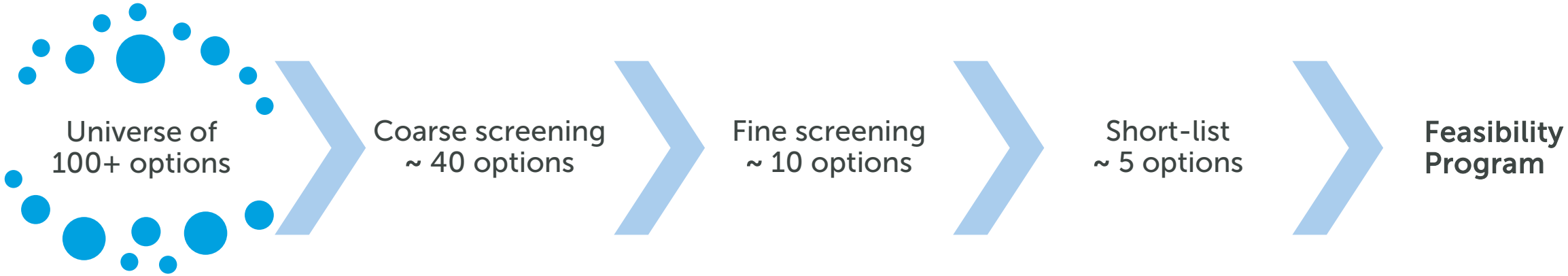

Schedule

Task Description	2022					2023											
	Aug.	Sept.	Oct.	Nov.	Dec.	Jan.	Feb.	Mar.	Apr.	May	June	July	Aug.	Sept.	Oct.	Nov.	Dec.
Project kickoff and data review			★														
Coordination with on-going activities and members																	
Water demand forecasting and future needs analysis																	
Develop universe of options for water supply																	
Coarse screening of universe of options						★											
Fine screening evaluation									★								
Shortlisting concepts													★				
Long-term Master Water Plan report																★	
Public engagement program																	

★ Tampa Bay Water Board Presentation — Current Month

Completed Activities

- Project kickoff meeting
- Meetings with member governments for input
- Draft universe of options and assumptions list

Ongoing Activities

- Level of service workshop with staff
- Water demand forecasting and future needs analysis
- Document universe of options for water supply sources
- Define initial assumptions for types of water supply sources



Upcoming Activities

- Coarse screening framework criteria workshop
- Refine water supply options list
- Reclaimed water workshop
- Public engagement

Environmental Stewardship



Cost



Reliability



Reclaimed Water Workshop Topics

- Long-term Master Water Plan
  - Past projects
  - Current and future projects
- Regulatory Review / Rule Making Outlook
- City of Tampa PURE Concepts
  - Overview
  - Modeling effort
- Public Information Plan
  - Ad hoc committees
  - Focus groups

Community Engagement Goals

Understand Concerns of Various Stakeholder Groups

- What questions need to be answered during feasibility to address concerns?
- What data is needed by various stakeholder groups?
  - Inform scope/fee for selected projects
  - Additional outreach will be required in feasibility, preliminary design and final design stages

Community Engagement Goals

Inform stakeholders on process and options under consideration

- Update FutureWater.org
- Fact sheets, FAQs, etc.
- Social media
- Speakers' bureau



Community Engagement

- Research
  - District recent survey
  - Focus groups
- Ad hoc committees
  - Technical
  - Environmental
  - Business



Next Board Meeting Presentation

Presentation Topics:

1. Draft Water Demand Forecast
2. Universe of Options Summary
3. Draft Coarse Screening Results



Questions

TAMPA BAY WATER
Supplying Water To The Region

AGENDA ITEM D.3

DATE: October 3, 2022

TO: Board of Directors

THRU: Charles H. Carden, General Manager

FROM: Warren Hogg, Chief Science Officer

SUBJECT: Regional Water Supplies, Member Demands and Environmental Conditions - *Presentation*

SUMMARY

This item provides the status of Tampa Bay Water's water demand and water supply conditions including hydrologic conditions, surface water and reservoir management, and source rotation. Water Shortage Mitigation Plan status and an outlook for the fall season and Fiscal Year 2023 are also included. The Agency continues to closely monitor production from the South-Central Hillsborough Regional Wellfield and work with Hillsborough County to implement measures that limit demand and shift production to manage water delivery to the Lithia Point of Connection.

SUGGESTED ACTION

Receive Presentation and Status Report.

COST/FUNDING SOURCE

N/A

DISCUSSION

Summary Highlights

Tampa Bay Water delivered an average of 188.29 million gallons per day (mgd) of high-quality

drinking water during Water Year 2022 to the member governments using a source mix of groundwater, river water and desalinated seawater (Table 1). The amount of water delivered was about 1.93% (3.56 mgd) higher than the amount of water delivered in Water Year 2021 and was about 2.0% (3.9 mgd) less than the budgeted delivery of 192.2 mgd for Water Year 2022. Regional supply and demand are impacted by climate variability and socio-economic development in the service area. Due to the impact of an extended La Niña climate event that began in the summer of 2021, our region received below-average rainfall between October 2021 and March 2022 with the exception of November 2021 (Figure 1). The above-average rainfall in November 2021 sustained saturated soil conditions and resulted in normal river flow for the typical dry winter months. Above-average rainfall was received in April and May 2022 and resulted in normal flow conditions for the typical dry spring months. Although near-average precipitation was received in June, July and August 2022, record-high temperatures led to substantial evaporation and resulted in below-normal flow in the rivers during the early summer months. In September 2022, the Tampa Bay region received 11.5 inches of rainfall, nearly 4.5 inches more than long-term average. September rainfall resulted in above-average flow condition in area rivers allowing Tampa Bay Water to harvest surface water to fill the regional reservoir to 15.08 billion gallons (nearly 97% of full storage) at the end of September 2022.

A La Niña climate event occurred in the winter of 2021 which typically brings warm temperatures and reduces rainfall in our region; these impacts were observed in the winter and spring months of Water Year 2022. A La Niña climate condition is forecast to continue through winter 2022. Tampa Bay Water's regional reservoir is currently at its operationally full capacity (15.1 billion gallons) to prepare for the increasing annual water demand predicted for Water Year 2023. Based on seasonal forecasts issued by the National Oceanic and Atmospheric Administration (NOAA) at the end of September 2022, hydrologic conditions are expected to be normal for the last months of calendar year 2022.

A summary of other conditions is highlighted below:

- The 12-month running average Consolidated Permit Wellfield pumping rate was 77.29 mgd at the end of September 2022.
- The 12-month running average pumping rate for the South-Central Hillsborough Regional Wellfield was 26.03 mgd at the end of September 2022, above the permitted annual average quantity of 24.95 mgd. The 12-month running average pumping rate for the South-Central Hillsborough Regional Wellfield is expected to be below its permit level around the end of calendar year 2022.
- The City of Tampa's Hillsborough River Reservoir was at an elevation of 20.53 ft. at the end of September 2022.
- Water diversion though Harney augmentation occurred in the months of February through April 2022. No water diversion through Harney augmentation occurred during the months of May through September 2022.
- Delivery to the City of Tampa at the Morris Bridge Point of Connection only occurred in July, August and September 2022 at an average rate of 4.08 mgd, 4.68 mgd and 3.44 mgd, respectively. This delivery was due to planned maintenance work at the City's surface water treatment plant.

- The Tampa Bay Water Desalination Facility operated in the months of December 2021 through June 2022. No desalinated water was produced during July through September 2022 as planned.
- Groundwater levels generally increased about 2.1 feet during September 2022.
- Average water levels in the 10 indicator lakes and wetlands located on and near the Consolidated Permit Wellfields increased 17.9 inches during September 2022 (based on data collected throughout the month, not necessarily end-of-month).

Water Year 2022 Operational Summary

A comparison of production from Water Year 2021 and Water Year 2022 is provided in Table 2. Total production from different supply sources in Water Year 2022 was 3.02 mgd more than the total amount of water produced in Water Year 2021. There were also differences in production from each supply source. The primary differences are: 1) total groundwater production decreased by 3.59 mgd (3.19%) in Water Year 2022, 2) total surface water production increased by 4.77 mgd (6.95%) in Water Year 2022, and 3) total desalinated seawater production increased by 1.84 mgd (34.72%) in Water Year 2022. On September 30, 2022, the 12-month running average production rate from the Consolidated Permit Wellfields was 77.29 mgd which is well below the regulatory limit of 90 mgd. Total groundwater production was 108.85 mgd for Water Year 2022. The Regional Surface Water Treatment Plant produced an average of 73.37 mgd and the Tampa Bay Desalination Facility produced an average of 7.14 mgd in Water Year 2022. The Desalination Facility was taken offline on June 17, 2022 for scheduled maintenance activities and is expected to be online in mid-November 2022.

Hydrologic Conditions Summary

Water Year 2022 (October 2021 through September 2022) began with below-average rainfall in October (0.3 inch less than average) but 3.6 inches of rainfall were received in November 2021, nearly 1.6 inches more than the average rainfall expected in November. Due to the La Niña climate event this year, below-average rainfall was received in the winter months of December 2021 through March 2022. The region received above-average rainfall in April 2022, with 3 inches more than average rainfall in April. Slightly above-average rainfall was received in May 2022, resulting in normal river flow conditions in the normally dry spring months. This allowed the agency to use less water from the regional reservoir, resulting in a relatively high reservoir volume (11.43 billion gallons) at the end of May 2022.

Rainfall received in the summer months of June through August 2022 was slightly (about 2 inches) less than average rainfall for those months. Although 24 inches of rainfall were received in these three months, record-high temperature led to substantial evaporation, resulting in low-flow conditions in area rivers. The substantial amount of rainfall received in September 2022 resulted in above-normal flow conditions in both the Hillsborough River and Alafia River for the month of September. Note that a normal river flow condition is defined when the flow falls within the range of the 34th and 67th percentiles compared to the historical baseline. An above-normal condition is when flow is above the 67th percentile and a below-normal condition occurs when flow falls below the 34th percentile. River

flow was at the 74th percentile at the Morris Bridge gage on the Hillsborough River and flow was at the 82nd percentile in the Alafia River for September 2022. High river flows allowed the Agency to store water in the regional reservoir during September 2022 while maintaining production from the surface water plant at approximately 85 mgd. Storage in the regional reservoir was 15.08 billion gallons at the end of September 2022 which is operationally full. Rainfall measurements from a single gauge at individual wellfields are provided in Figures 7-16 showing current environmental conditions at those specific locations.

Water Demand and Supply Summary

Tampa Bay Water's budgeted delivery for Water Year 2022 was 192.2 mgd. This included a projected average annual delivery to the City of Tampa of 6.0 mgd. Total average delivery to the member governments in September 2022 was 176.18 mgd, which is 4.6 mgd higher than the average delivery in September 2021. This is primarily due to 3.4 mgd delivered to the City of Tampa in September 2022 when their surface water treatment plant was undergoing planned maintenance. Although rainfall received in September 2022 was much higher (about 3.5 inches) than rainfall received in September 2021, regional water delivery in September 2022 was higher than in September 2021. This indicates that regional demand increases are primarily due to social-economic development (regional growth).

Tampa Bay Water's average delivery for Water Year 2022 was 188.29 mgd, which is 3.56 mgd (1.93%) more than in Water Year 2021 (Figure 2). Regional water demand is expected to continue to grow in the near future. The above-normal rainfall received in the late spring months of Water Year 2022 reduced regional which would have been higher with normal or drier conditions. Aggregate groundwater production from the 13 Tampa Bay Water wellfields totaled 94.34 mgd in September 2022. Production from the Consolidated Permit Wellfields totaled 70.72 mgd in September 2022 and the 12-month running average withdrawal rate was 77.29 mgd at the end of September 30, 2022 (Figure 3). Groundwater production from each of the Consolidated Permit Wellfields is presented in Figures 7-16.

Tampa Bay Water continues to closely monitor water production in the South Hillsborough County service area. Water production from the South-Central Hillsborough Regional Wellfield was 1.08 mgd above the annual average permit limit of 24.95 mgd at the end of September 2022 (Figure 4). Staff continues to work with Hillsborough County to implement supply and demand management measures in this service area. The County instituted a one-day-a-week watering restriction for its South County residential and commercial customers. The watering restriction took effect on January 4, 2021 and ends December 31, 2022. Staff is also working with the County to reduce water demand at the Lithia Point of Connection and shift more production to the Central Point of Connection. In addition, a Water Use Permit was received for the Ag-Mart Property in south Hillsborough County for an annual average quantity of 250,000 gpd; this permit can be used for public supply in the future after the new permit is modified to change the water use type. Additional alternative water supply delivery capacity to the Lithia Point of Connection started through the temporary Brandon Booster Station that came online in August 2022. This lowered the production rate from the South-Central Hillsborough Regional Wellfield in September 2022. This reduction is expected to continue and the 12-month running average pumping

rate from the wellfield is expected to be below its permitted production limit around the end of calendar year 2022.

Treated surface water averaged 82.65 mgd in September 2022. The Desalination Facility was offline in September 2022 as planned. Given abundant flow in both the Hillsborough and Alafia Rivers, river flows were harvested for storage in the Regional Reservoir in September. The average influent to the Regional Reservoir was 119.8 mgd for September 2022. The Reservoir storage volume was operationally full at 15.08 billion gallons at the end of September 2022.

Comparison of year-to-date production from the three water supply source types between WY 2022 and WY 2021 is shown in Figure 5.

Environmental Conditions

Tampa Bay Water closely monitors the environmental conditions around Agency wellfields and these data are used to guide production and wellfield management decisions. Figure 6 depicts the locations of selected Upper Floridan Aquifer monitor sites and lake or wetland sites. A summary of observed conditions in and around the 10 Consolidated Permit Wellfields is provided in Figures 7 through 16. These figures show the average pumping rate and rainfall at these wellfields for the past 24 years as well as water-level data from the Upper Floridan Aquifer and a lake or wetland located on or near each wellfield.

A reference line on the lake and wetland hydrographs shows the lake minimum level or the normal pool elevation in the wetland. The normal pool elevation of a wetland is the water-surface elevation that is normally reached at the end of the rainy season during an average rainfall year. This is typically the highest water level reached in a wetland during an average rainfall year; water levels are expected to fluctuate below this elevation during the year.

Water levels in lakes and wetlands respond more directly to changes in rainfall than does the Floridan Aquifer. Even with substantially reduced groundwater production, because of the strong relation to rainfall conditions, water levels in some lakes and wetlands on and near wellfields will exhibit normal water level fluctuations only as rainfall occurs in normal or above-normal amounts. With a sustained reduction in groundwater pumping rate and normal rainfall, water levels in area lakes and wetlands should continue to approximate normal water-level fluctuations.

General water-level changes are summarized as follows:

- Groundwater levels generally increased about 2.1 feet during September 2022.
- Groundwater levels in September 2022 were generally 0.69 foot higher than in September 2021.
- Average water levels in the 10 indicator lakes and wetlands located on and near the Consolidated Permit Wellfields increased 17.9 inches during September 2022 (based on data collected throughout the month, not necessarily end-of-month).
- Average water levels in the 10 indicator lakes and wetlands in September 2022 were about 7.0

inches lower than water levels in September 2021.

Water Shortage Mitigation Plan

The Board approved the updated Water Shortage Mitigation Plan (WSMP) in April 2017. The Water Shortage Mitigation Plan uses rainfall, stream flows, and reservoir storage as indicators of the health of the region's water supplies. The cumulative rainfall in the region is at a 2.67-inch surplus at the end of September 2022 (compared to a 0.8-inch deficit at the end of August 2022). Stream flow is at a 1.86-mgd deficit at the end of September 2022 (same as the prior month). Storage in the Regional Reservoir was operationally full at 15.08 billion gallons (nearly 97% of full storage) at the end of September 2022. Tampa Bay Water is currently under a normal WSMP Stage.

Staff continues to work with the member governments in collecting watering restriction and conservation information, discussing and exploring various short-term and long-term demand management alternatives, implementing a consistent public awareness campaign throughout the region, and identifying additional opportunities to optimize existing water resources.

Water Year 2023 Outlook

The Water Year 2023 budgeted annual delivery to Tampa Bay Water's member governments is 197.5 mgd. The budgeted water delivery is based on the Agency's long-term demand forecasting models and a planned delivery of 6 mgd to the City of Tampa during the Water Year. The planned delivery to the City of Tampa accounts for uncertainty in flow in the Hillsborough River should drier hydrologic conditions occur. The long-term demand forecast is updated annually and presented to the Board of Directors at the December Board meeting.

A water supply source allocation has been developed for Water Year 2023 with a focus on maximizing the use of surface water (available river flows and reservoir storage), continued reliance on groundwater, and the use of desalinated water. The source allocation results in a planned usage of 74 mgd (37.5%) of surface water, 8 mgd (4.1%) of desalinated seawater and 115.5 mgd (58.5%) of groundwater in Water Year 2023. Factors considered in the allocation strategy include: remain within all permit limits and maintain a cost-effective and rate-sensitive balance of sources. The budget forecast for Water Year 2023 was developed in November 2021 as part of the annual budget preparation process. At that time, climatic conditions for the fall and winter (2022 - 2023) were uncertain. It appears that based on current projections, the Tampa Bay region may experience the continuing effects of a La Niña climate condition with dry and warm weather in the winter months. Updates to expected monthly delivery of water to the members occurs throughout the Water Year based on actual hydrologic conditions, member government needs, and operational considerations.

BACKGROUND

Data collection, analysis, and interpretation as well as decision-making are ongoing for a multitude of

factors that influence and constrain Agency operations. These include hydrologic and environmental conditions, supply and demand conditions, treatment plant parameters, water quality constituents, along with equipment/machinery and infrastructure variables.

A summary of monthly information is compiled and provided to the Board in each Agenda Packet and is supplemented as necessary. A summary of highlights is presented annually.

Attachments (2)

Tables
Demand, Supply and Environmental Conditions through September 2022
D.3 Demand and Supply Summary Presentation

Table 1. Budgeted vs. Actual Demand and Supply Allocation for Water Year 2022

			Difference	
Metric	Budgeted	Actual	Percent	MGD
Water Delivery[1][2]	192.2 MGD	188.30 MGD	2.0% (Decrease)	3.90
Groundwater supplies	114.3 MGD	108.85 MGD	4.8% (Decrease)	5.45
Surface Water supplies[3]	66.9 MGD	73.37 MGD	9.7% (Increase)	6.47
Desalinated Water	11.0MGD	7.14 MGD	35.1% (Decrease)	3.86

(1) Budgeted Water Delivery does not include environmental augmentation quantities

(2) Budgeted Water Delivery includes delivery of 6 mgd to City of Tampa

(3) Surface water supplies include water purchased from City of Tampa

(4) Total supplies are greater than water delivered due to environmental augmentation and operational activities, such as pipeline flushing. Difference is 1.06 mgd or 0.6% more.

Table 2. Operational Summary of Water Year 2022 compared with Water Year 2021

			Difference	
Metrics	Water Year 2022	Water Year 2021	Percent	MGD
Water Produced [1]	189.36 MGD	186.34 MGD	1.62% (Increase)	3.02
Groundwater supply	108.85 MGD	112.44 MGD	3.19% (Decrease)	3.59
Consolidated wellfields	77.29 MGD	83.15 MGD	7.05% (Decrease)	5.86
Desalinated seawater	7.14 MGD	5.30 MGD	34.72% (Increase)	1.84
Surface water supply	73.37 MGD	68.60 MGD	6.95% (Increase)	4.77
End of year reservoir storage	15.08 BG	15.14 BG	0.40% (Decrease)	0.06 BG

[1] Includes all raw water pumped

Figure 1. Water Year 2022
Monthly Rainfall vs. Average Monthly Rainfall

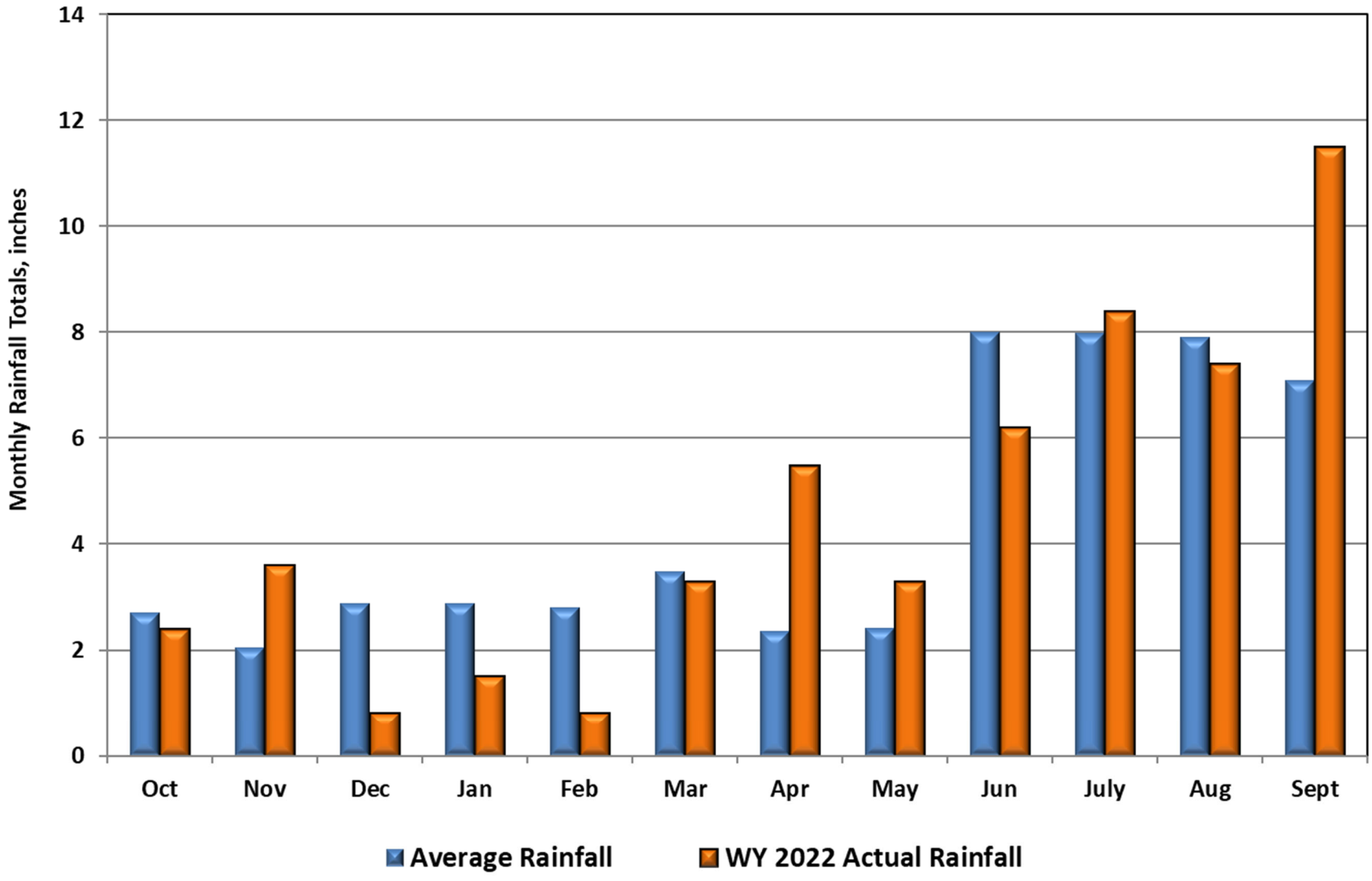

Figure 2. Tampa Bay Water Delivery Through September Water Year 2022 Compared To Water Year 2021

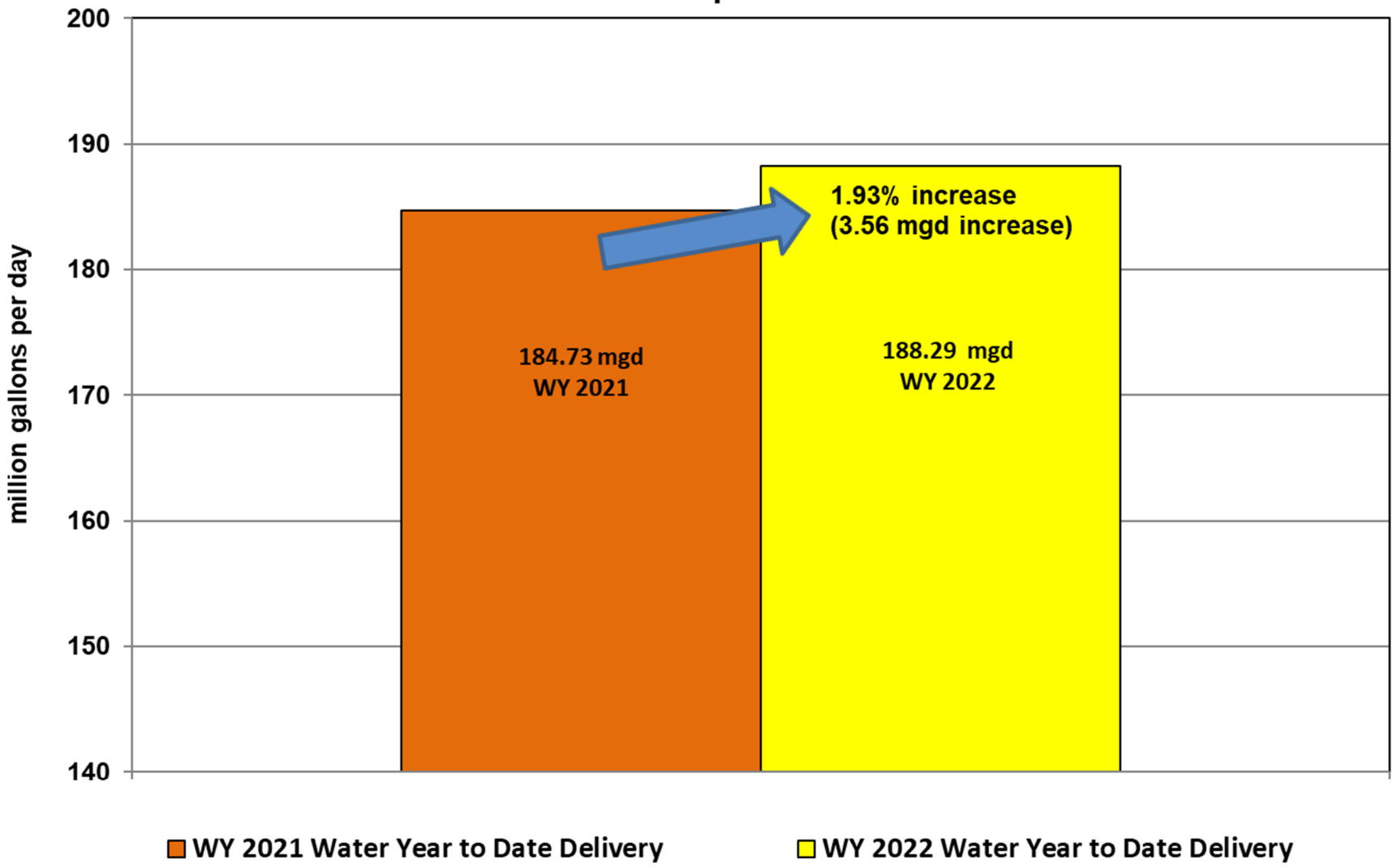

Figure 3. Consolidated Wellfield Production

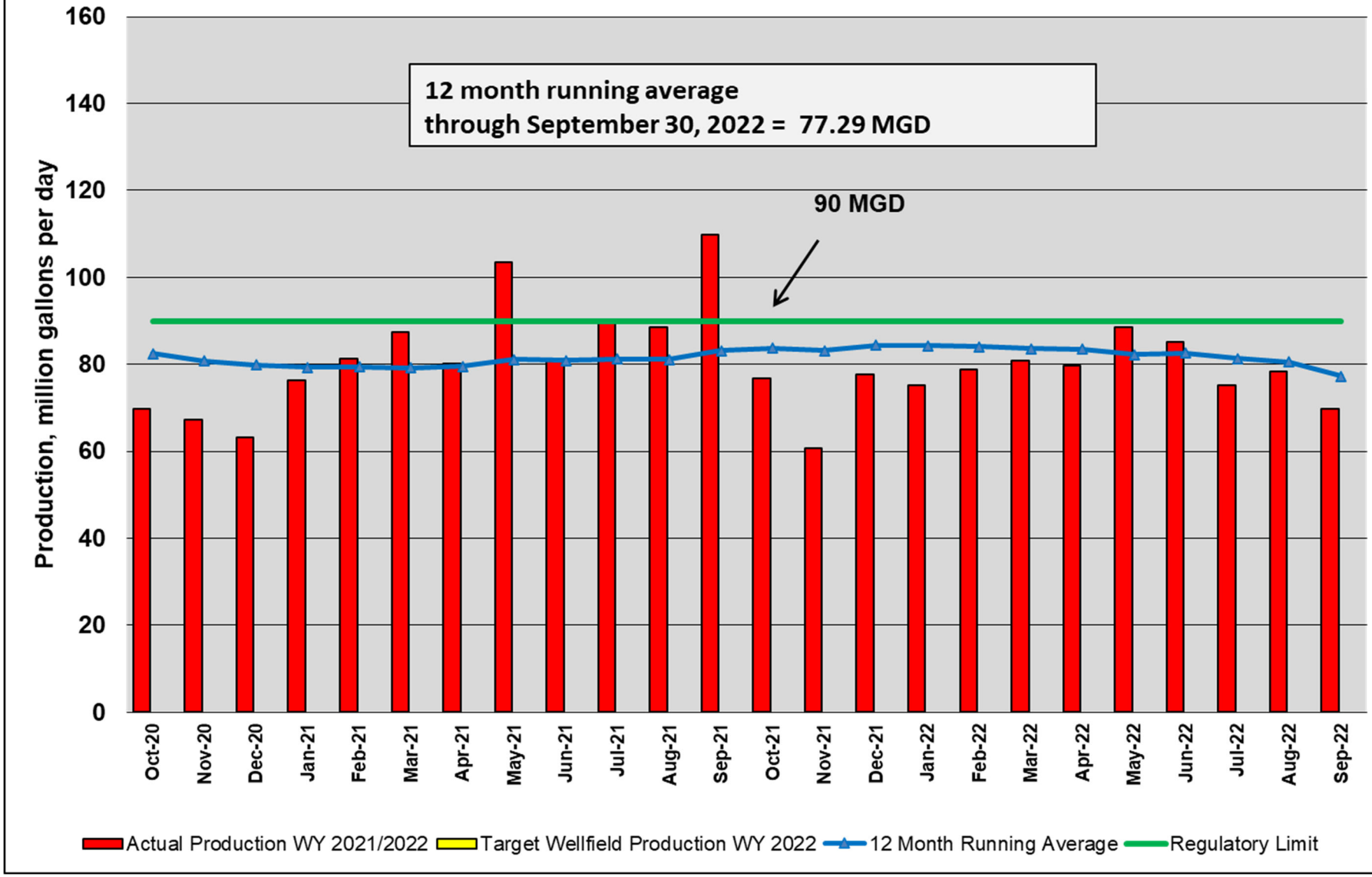

Figure 4. South Central Wellfield Production

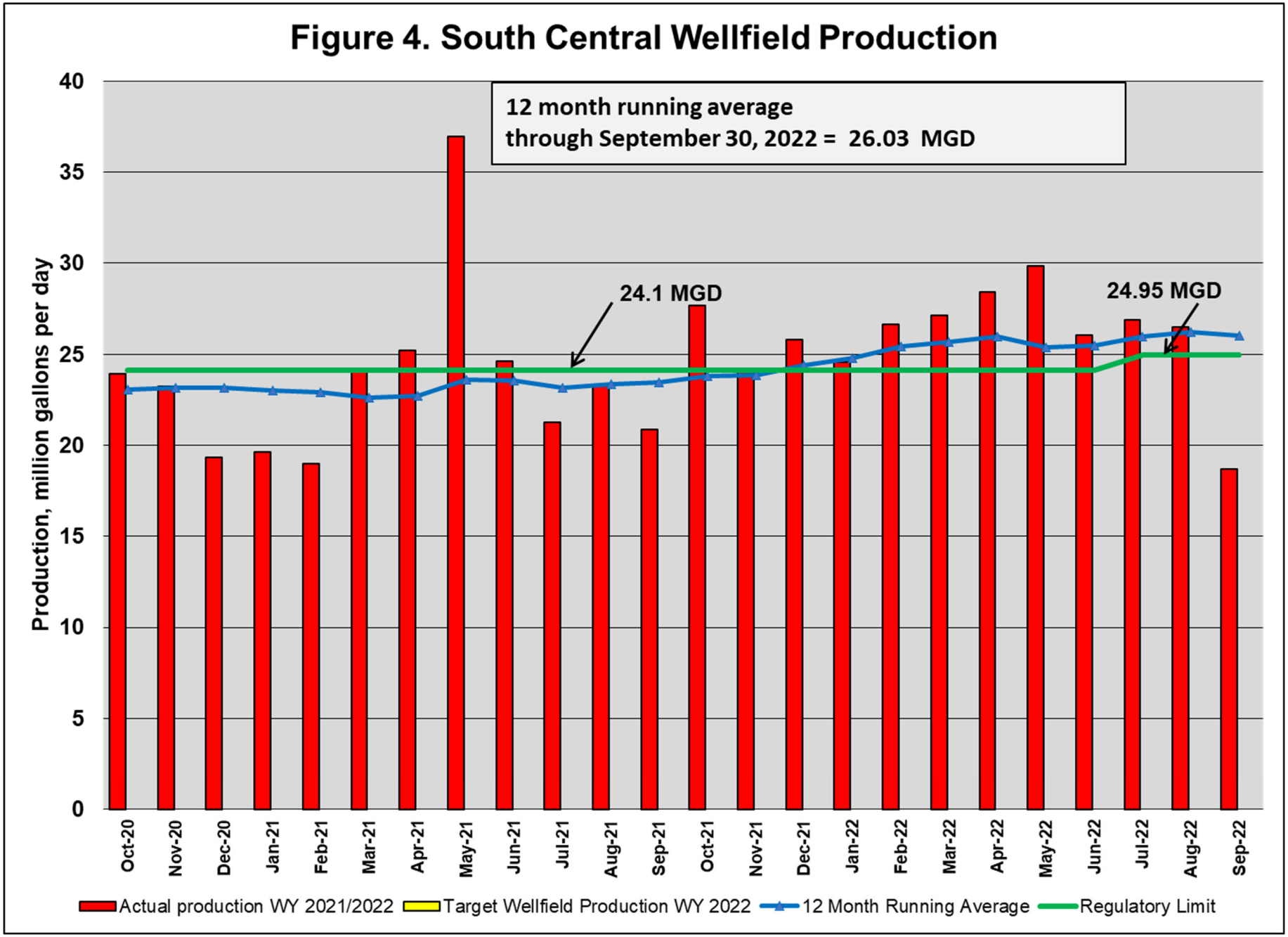

Figure 5: Tampa Bay Water Supply Sources

Water Year 2022 Compared To Water Year 2021

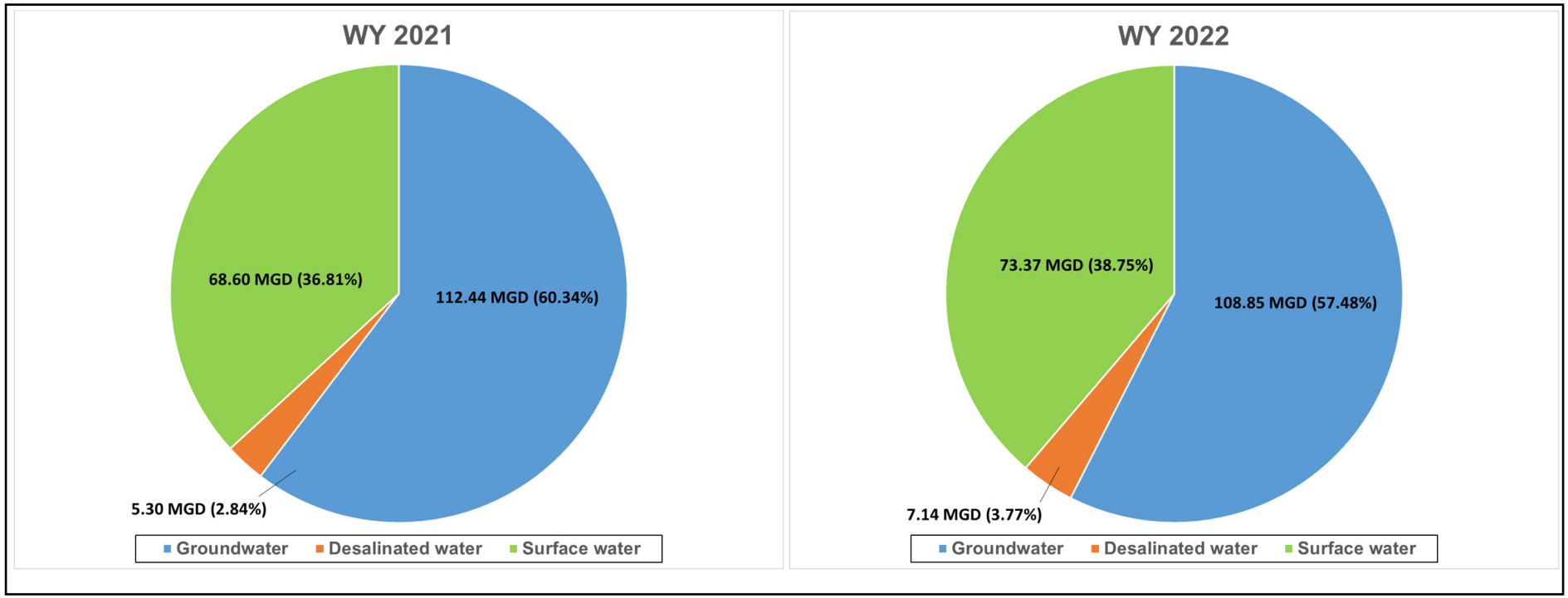

Figure 6

Monitoring Site Location Map

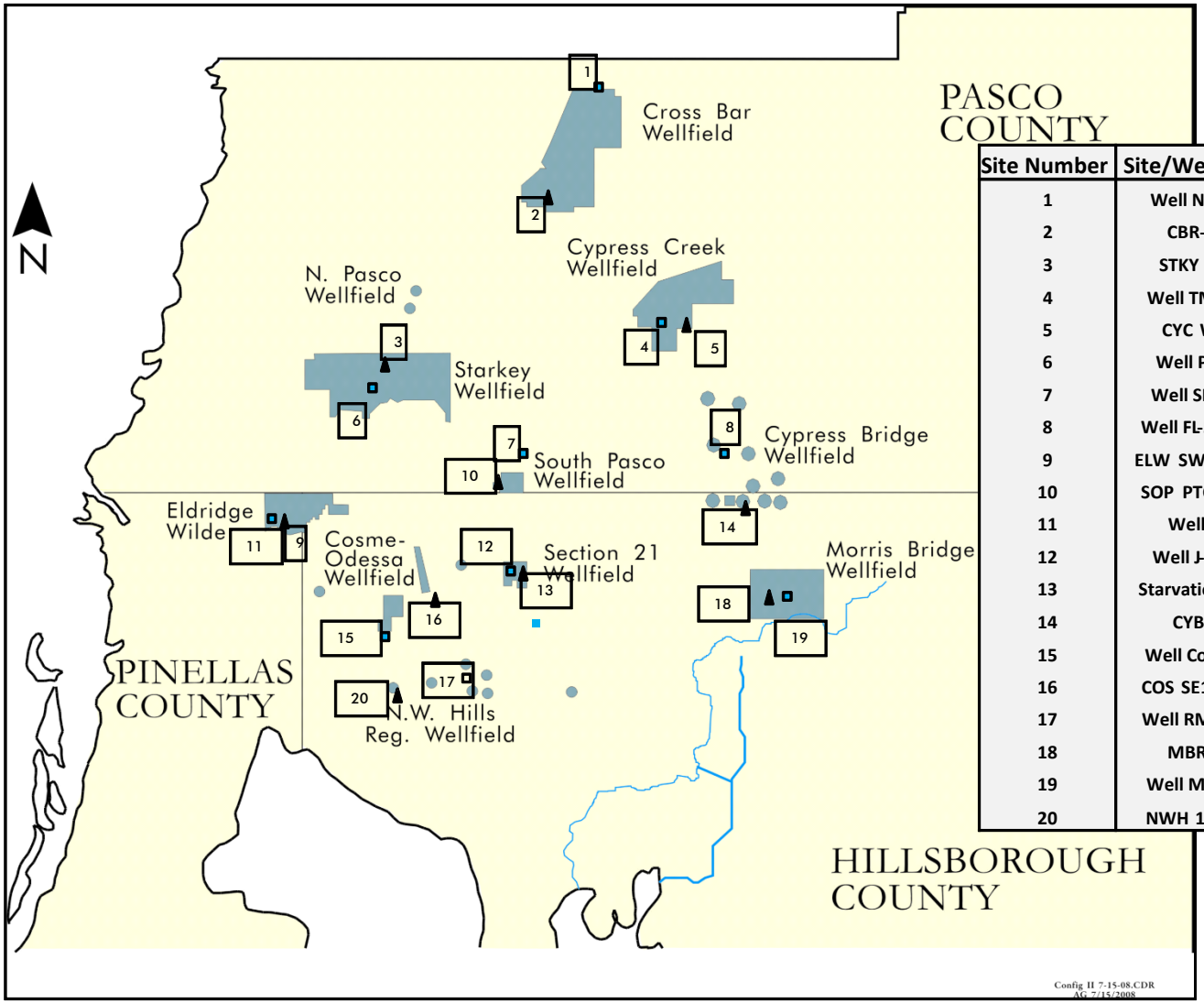

Site Number	Site/WellName
1	Well NRW-D
2	CBR-Q02
3	STKY S-95
4	Well TMR-4D
5	CYC W23
6	Well PZ-4D
7	Well SR-54D
8	Well FL-5-5000
9	ELW SW062717
10	SOP PTC332618
11	Well 2N
12	Well J-26Ad
13	Starvation Lake
14	CYB33
15	Well Cosme-3
16	COS SE142717
17	Well RMP-8D
18	MBR-30
19	Well MBR-2D
20	NWH 142817

Floridan Monitoring Well Site
Surface Water Monitoring Site

Eldridge Wilde Wellfield

Figure 7

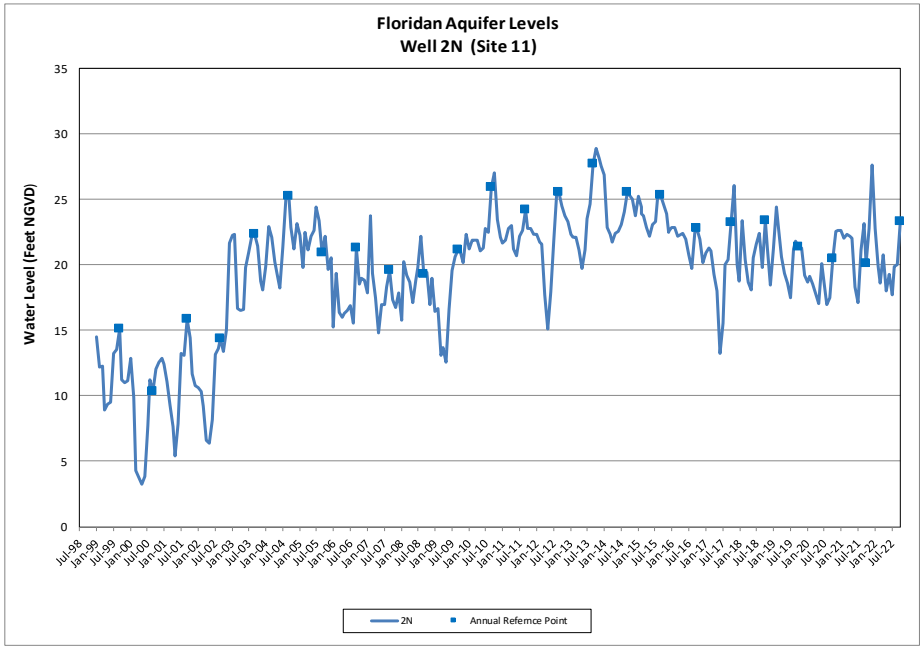

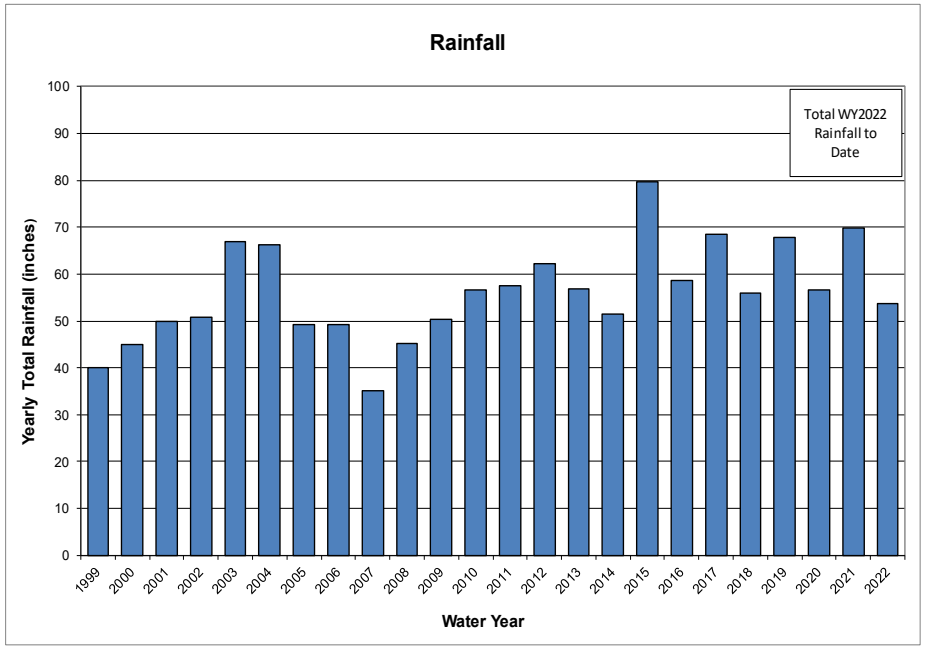

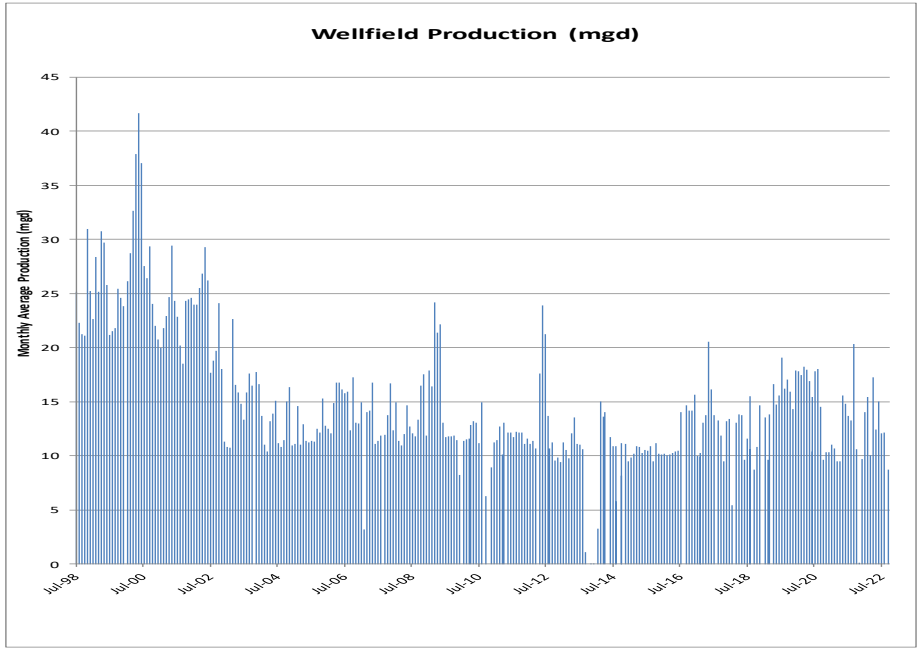

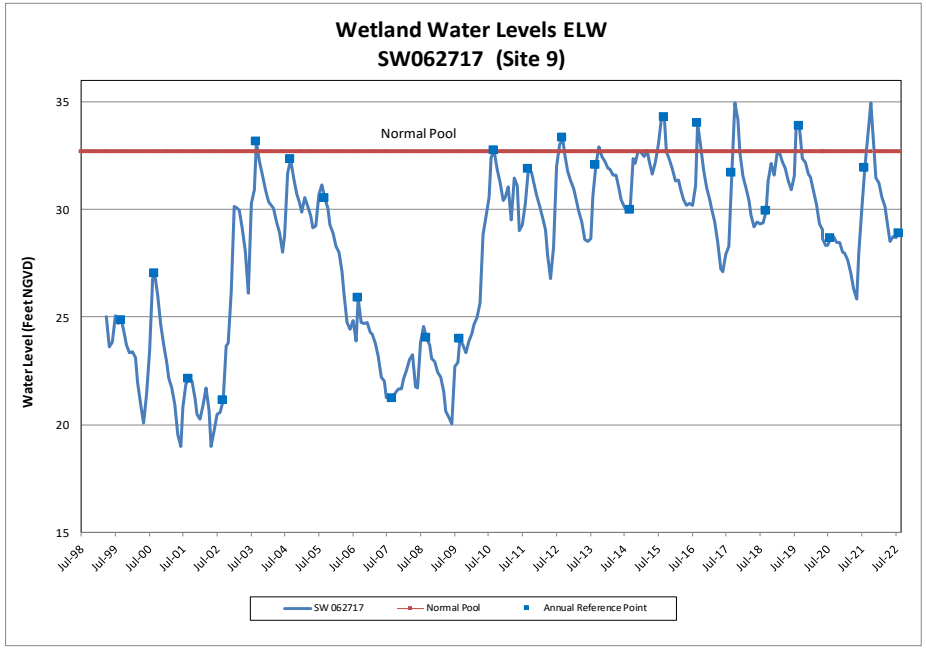

Figure 8

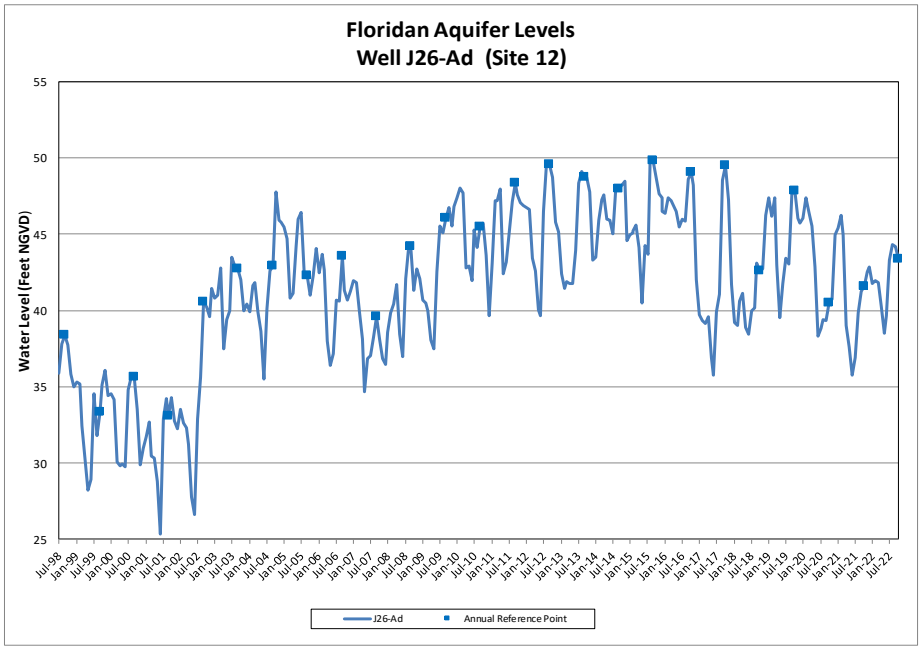
Floridan Aquifer Levels
Well J26-Ad (Site 12)
Water Level (Feet NGVD)
J26-Ad
Annual Reference Point

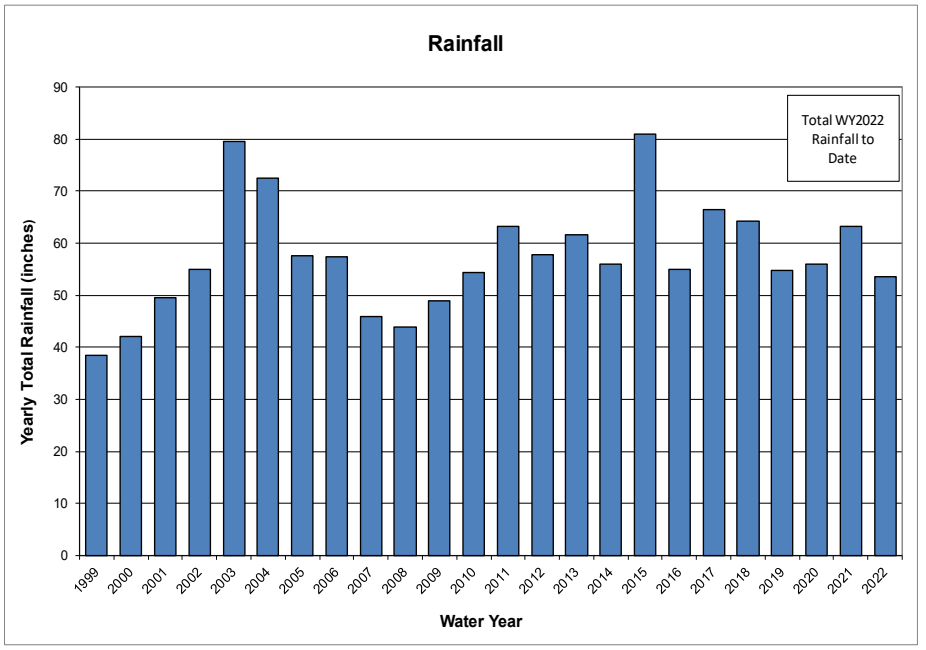
Rainfall
Yearly Total Rainfall (inches)
Water Year
Total WY2022 Rainfall to Date

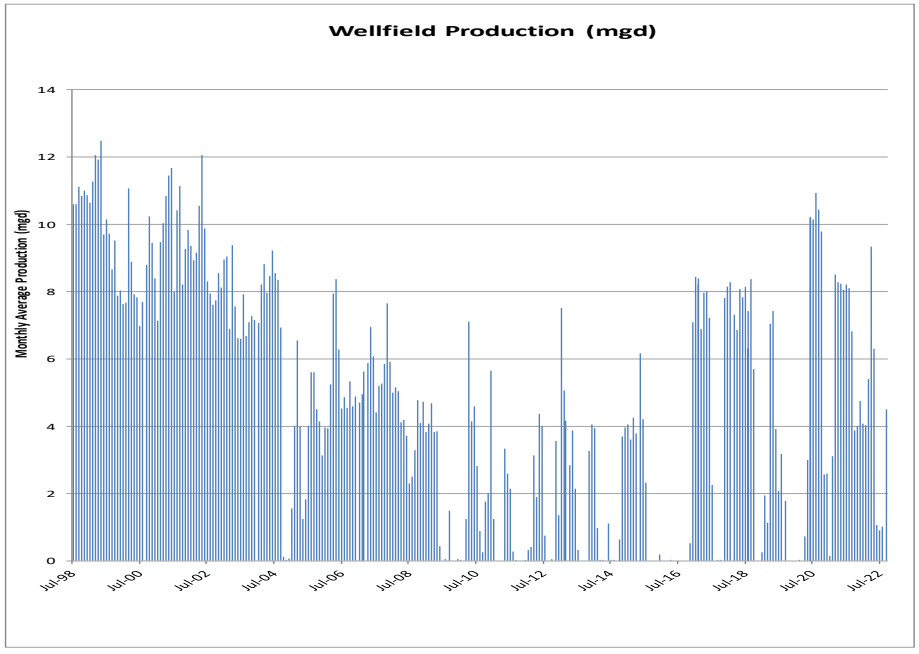
Wellfield Production (mgd)
Monthly Average Production (mgd)

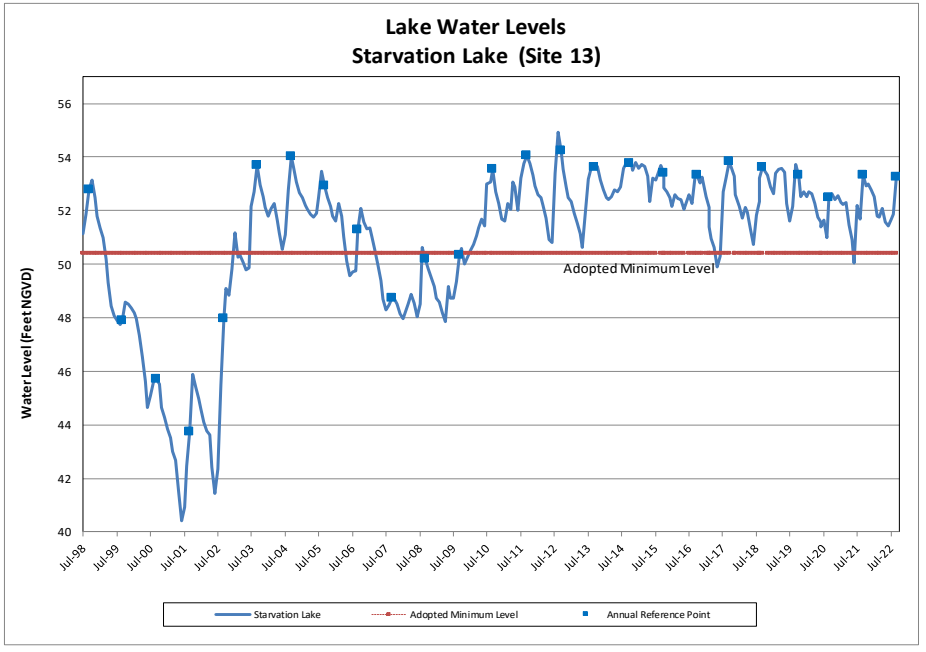
Lake Water Levels
Starvation Lake (Site 13)
Water Level (Feet NGVD)
Adopted Minimum Level
Starvation Lake
Adopted Minimum Level
Annual Reference Point

Cosme-Odessa Wellfield

Figure 9

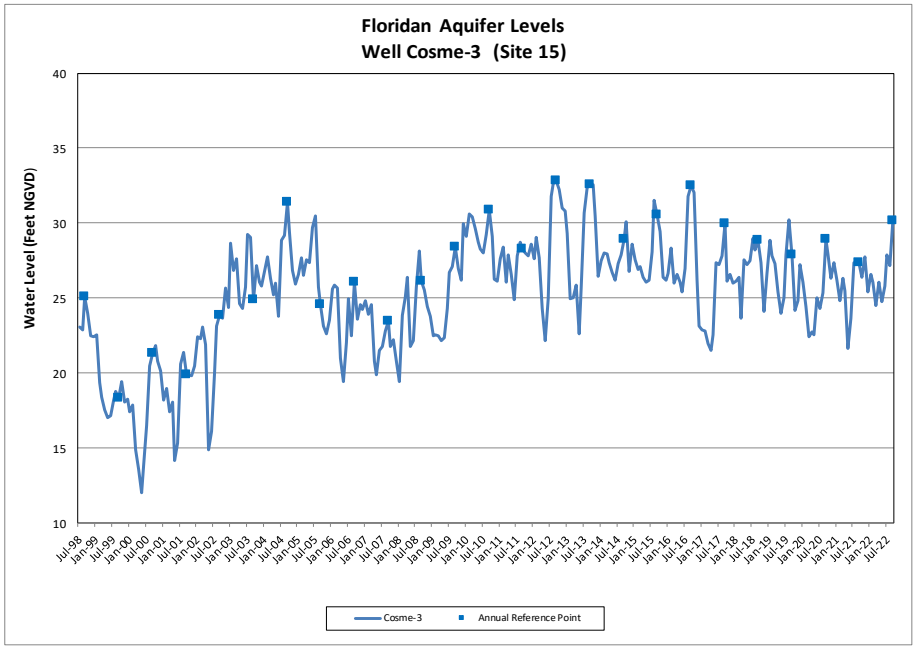

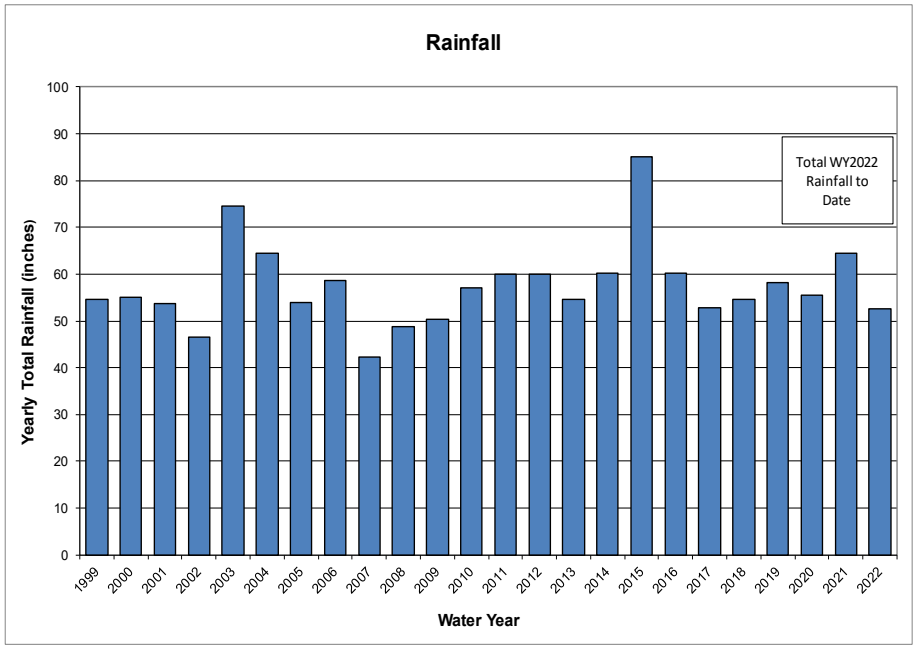

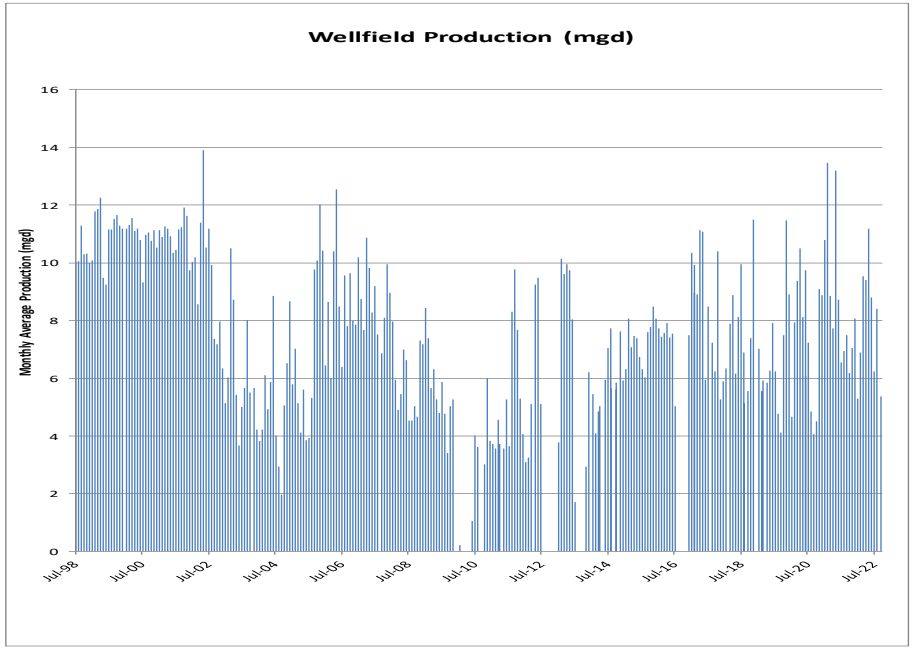

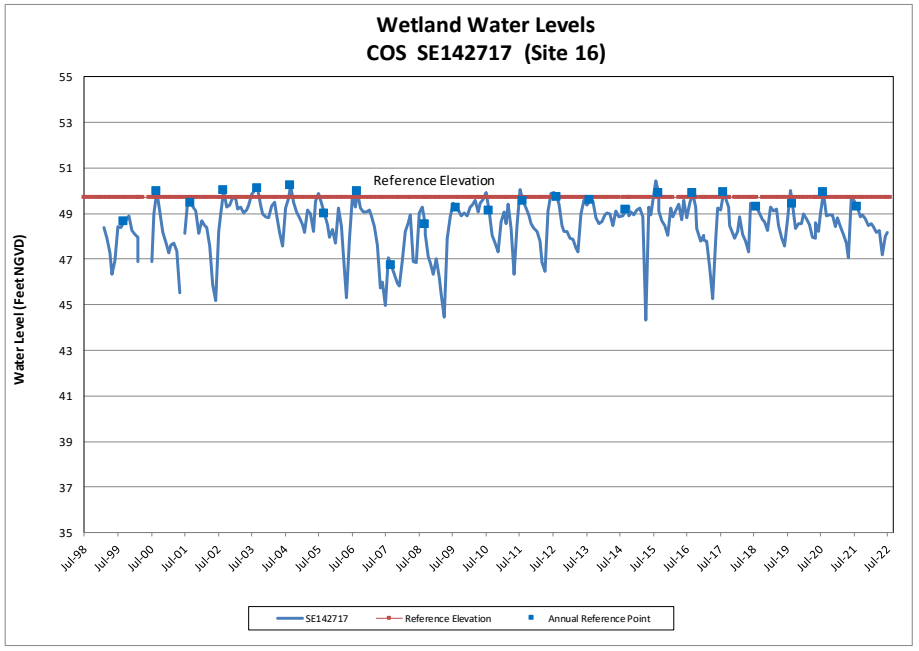

Starkey Wellfield

Figure 10

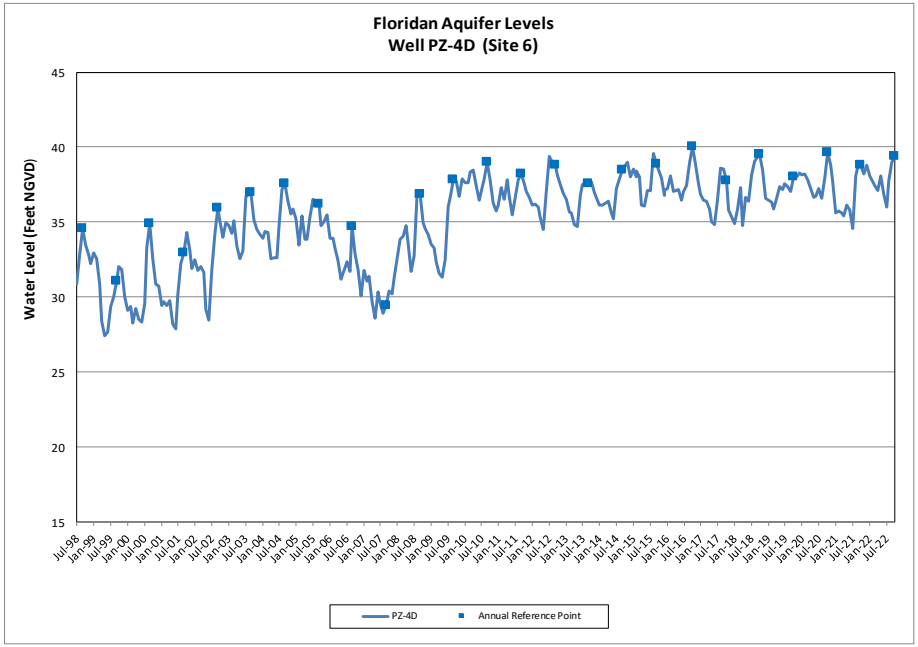

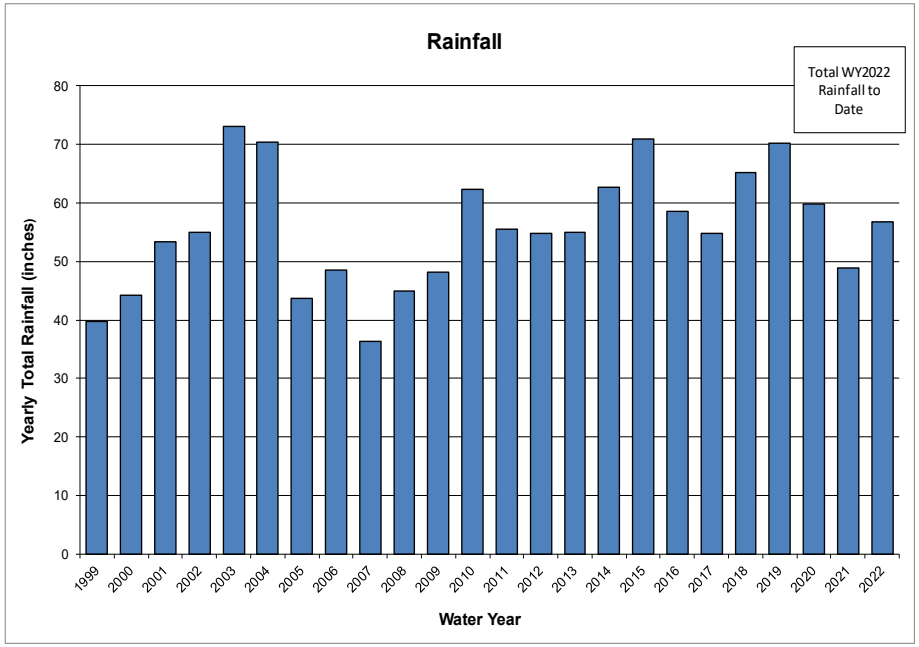

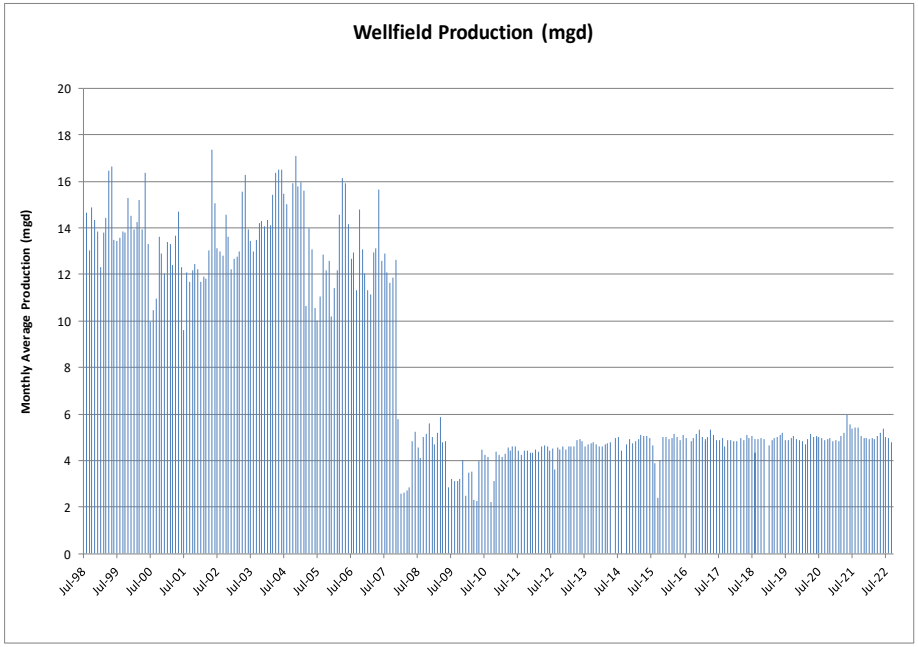

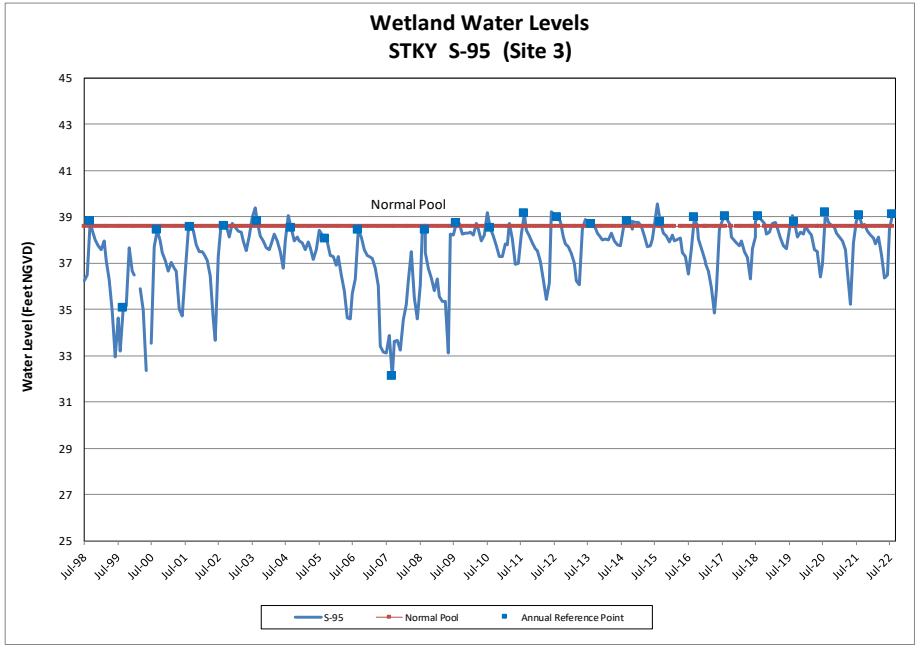

South Pasco Wellfield

Figure 11

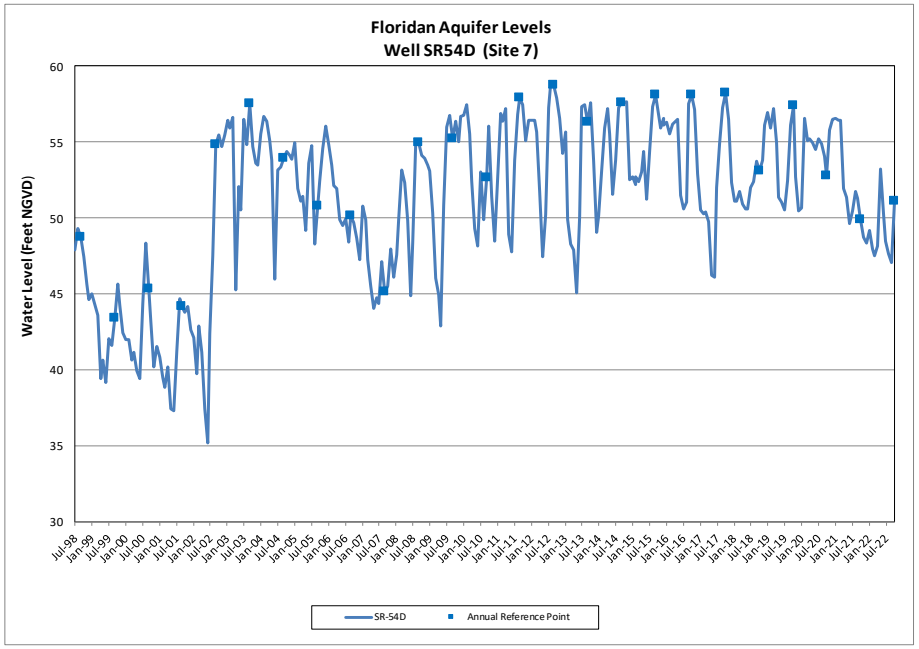

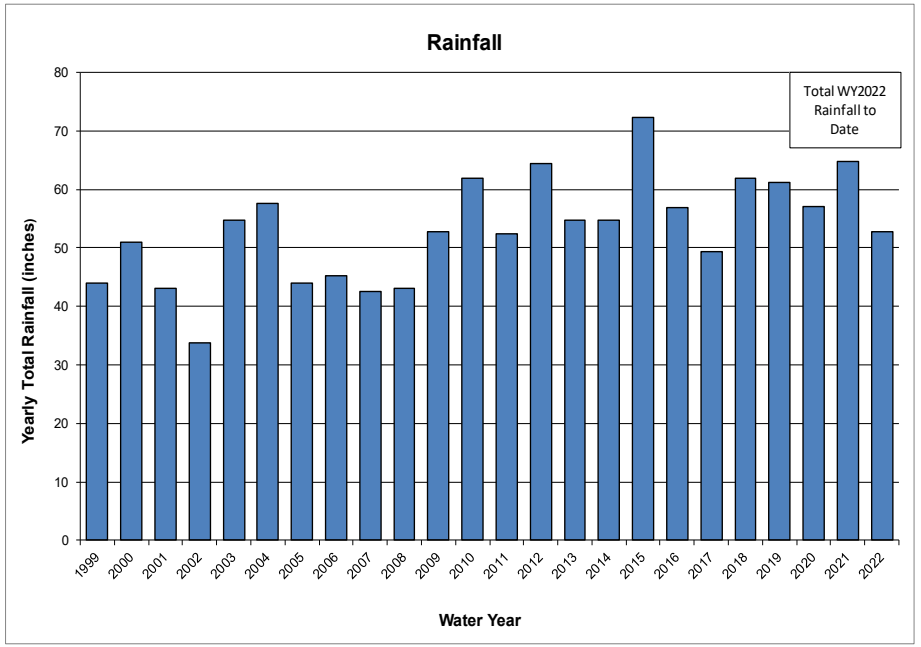

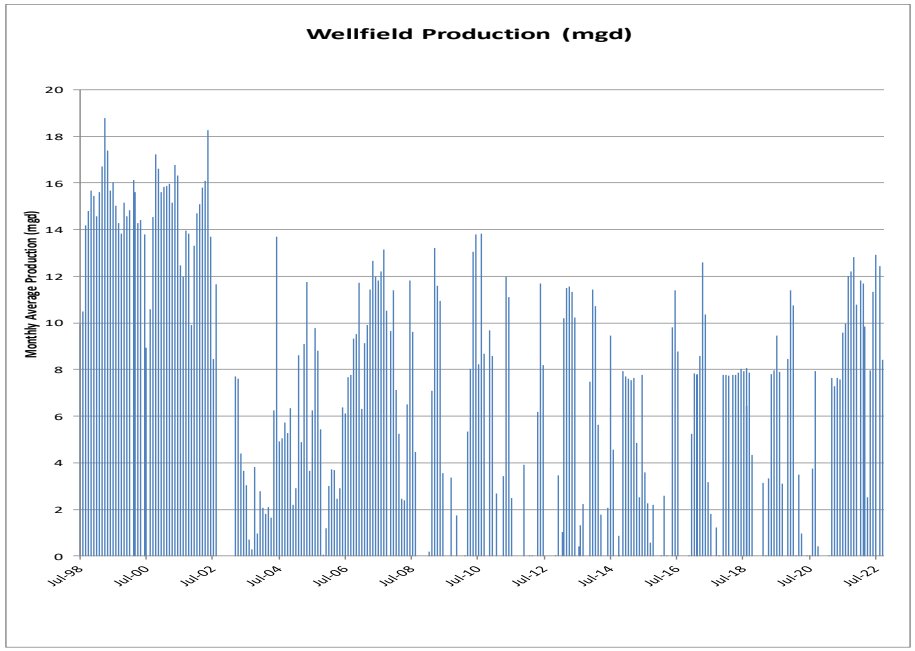

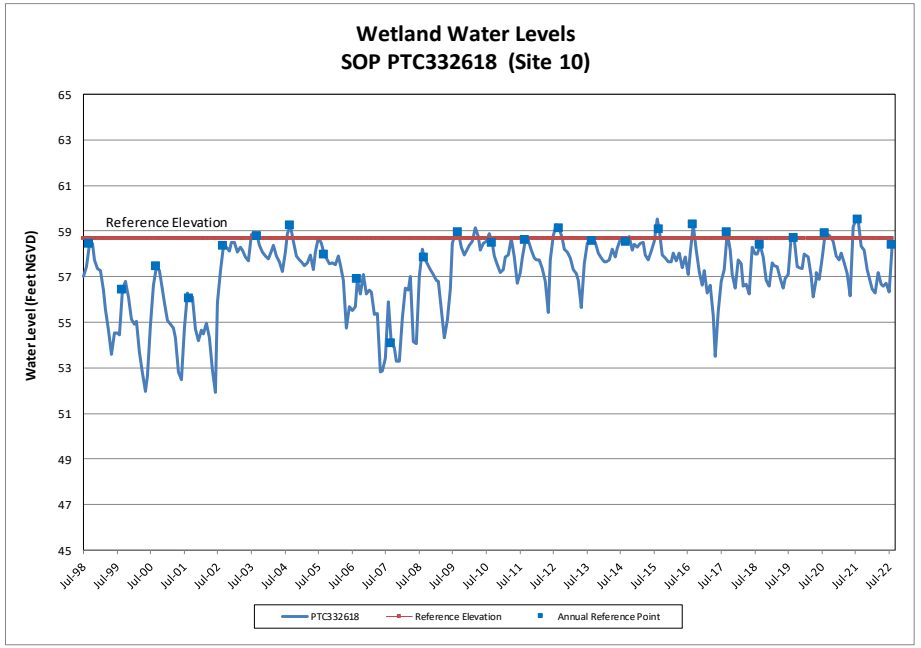

Northwest Hillsborough Regional Wellfield

Figure 12

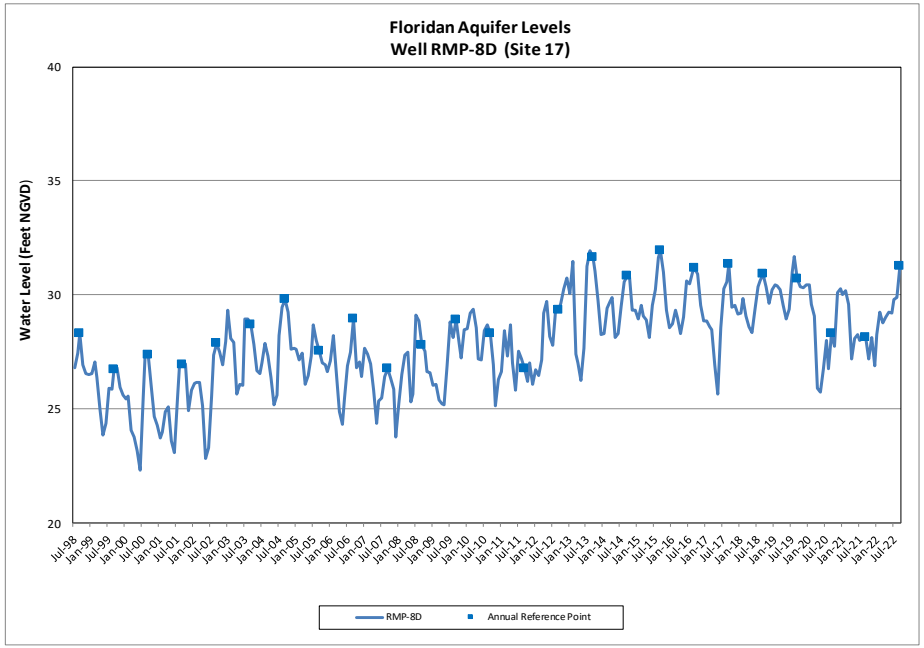

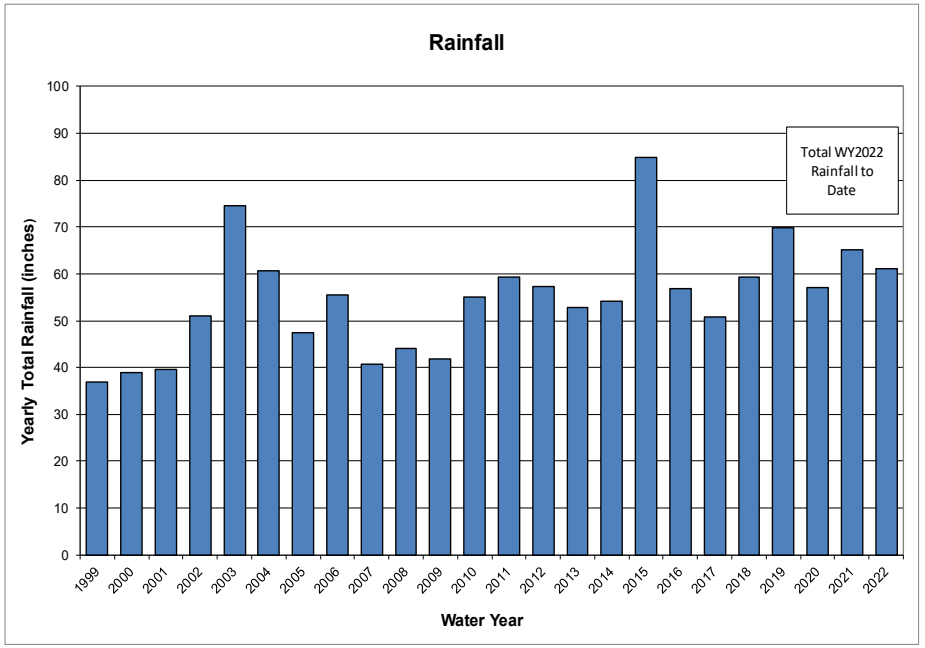

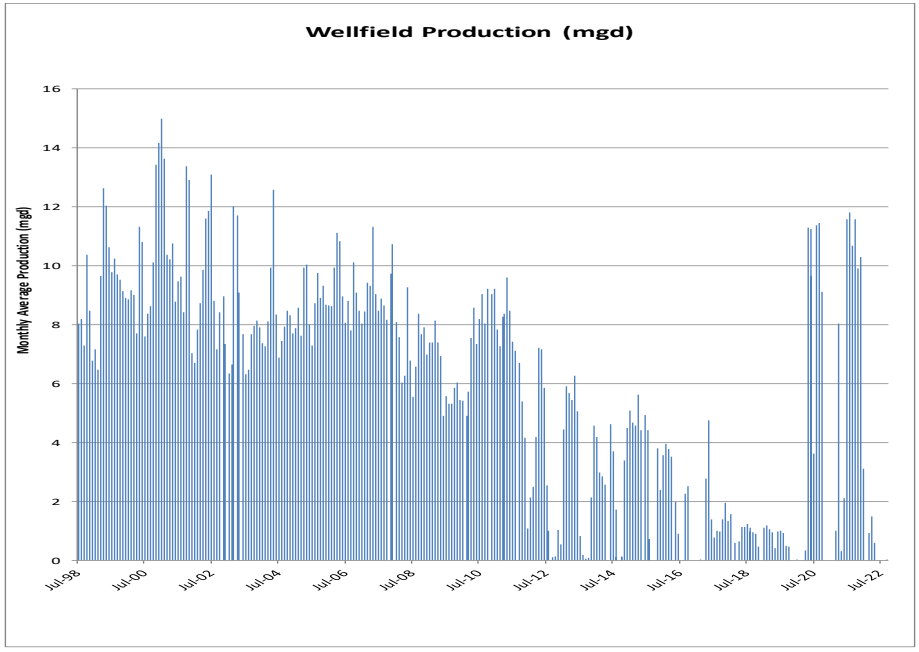

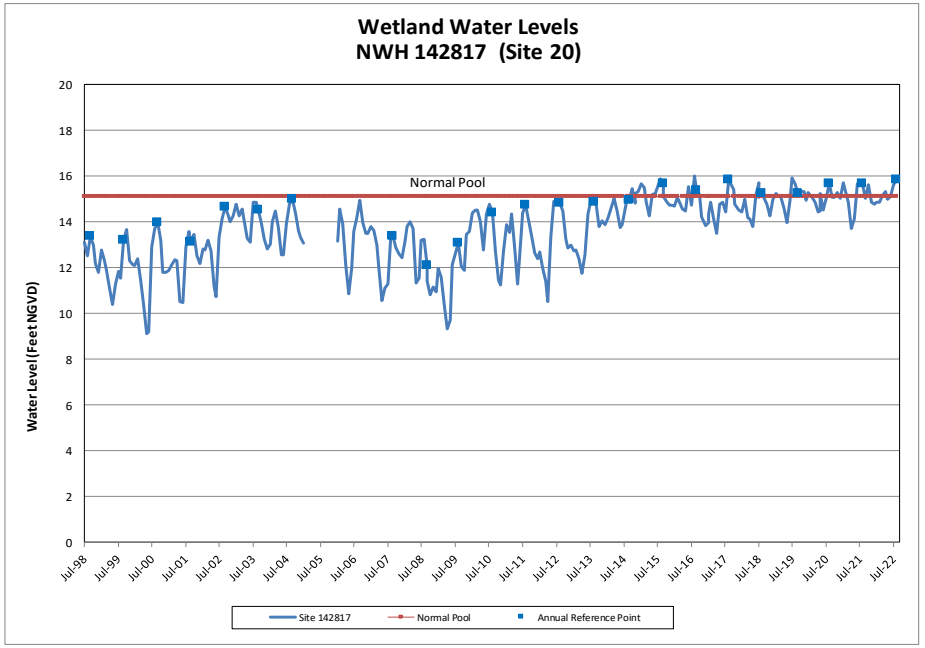

Morris Bridge Wellfield

Figure 13

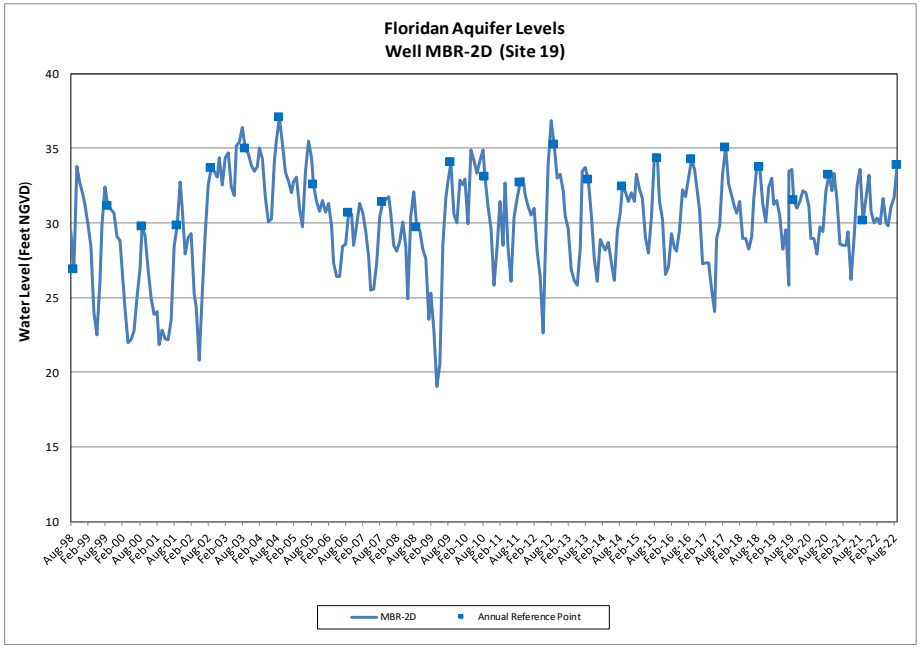

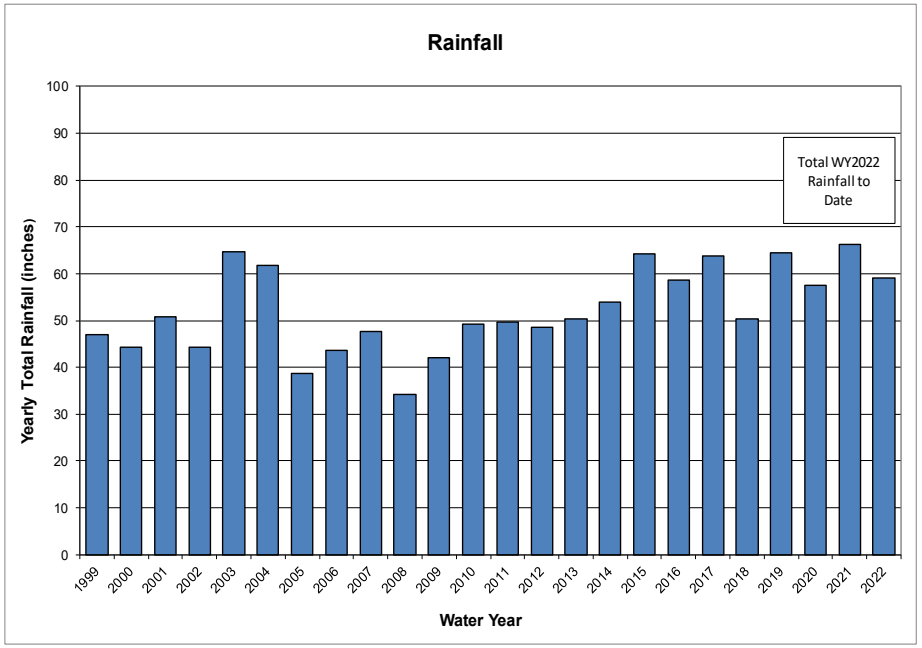

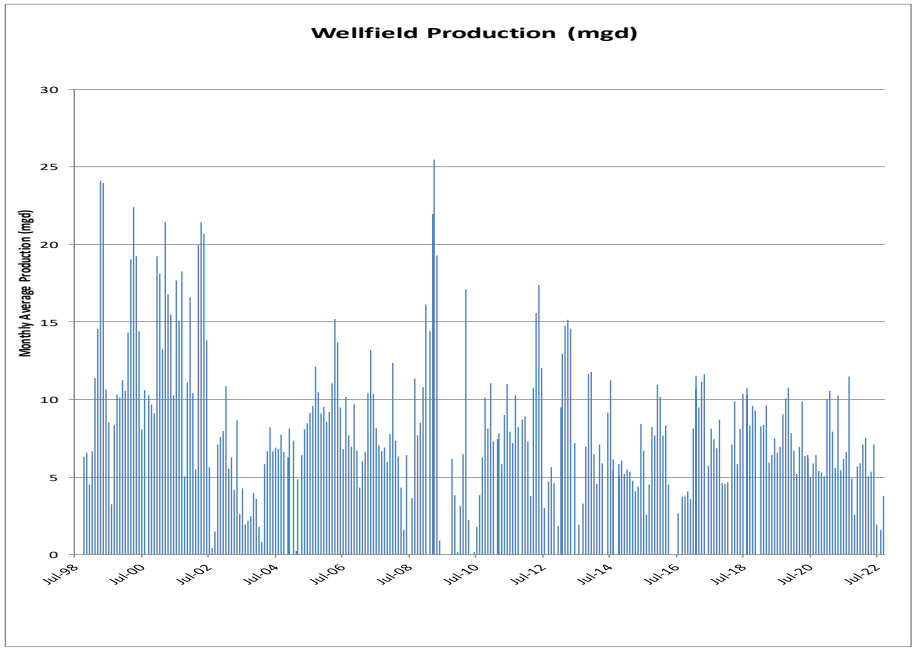

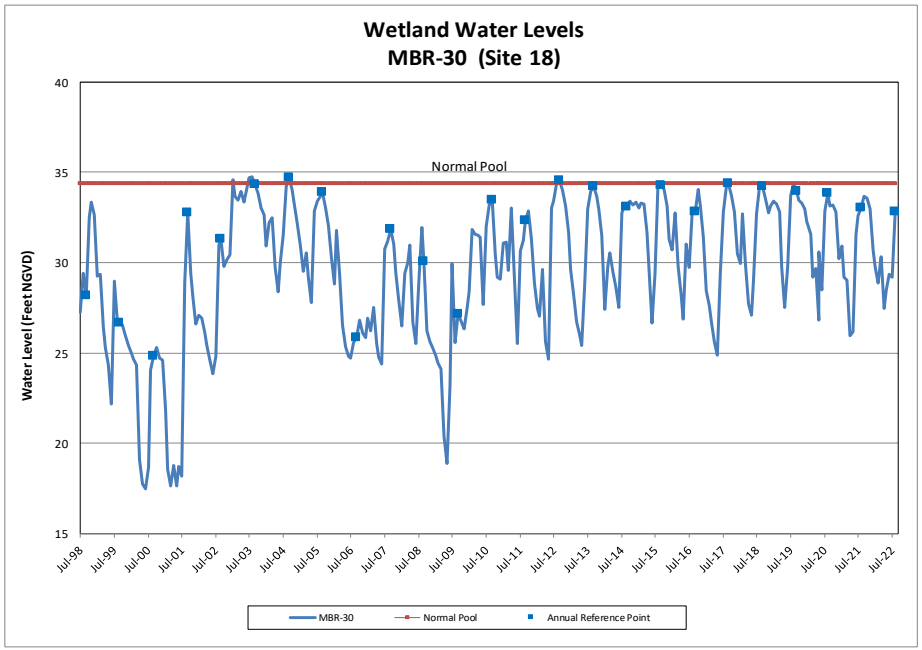

Cypress Creek Wellfield

Figure 14

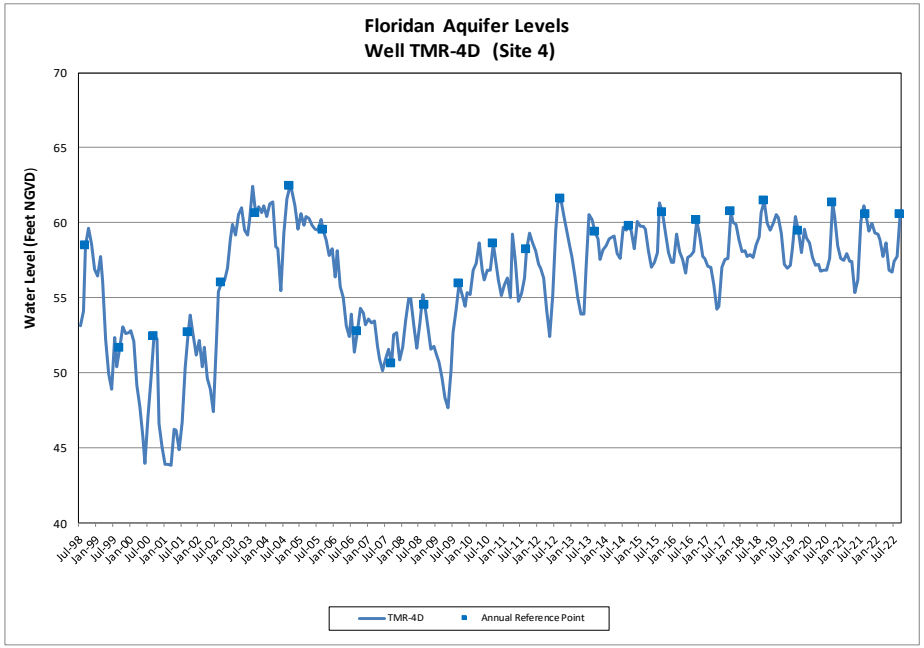

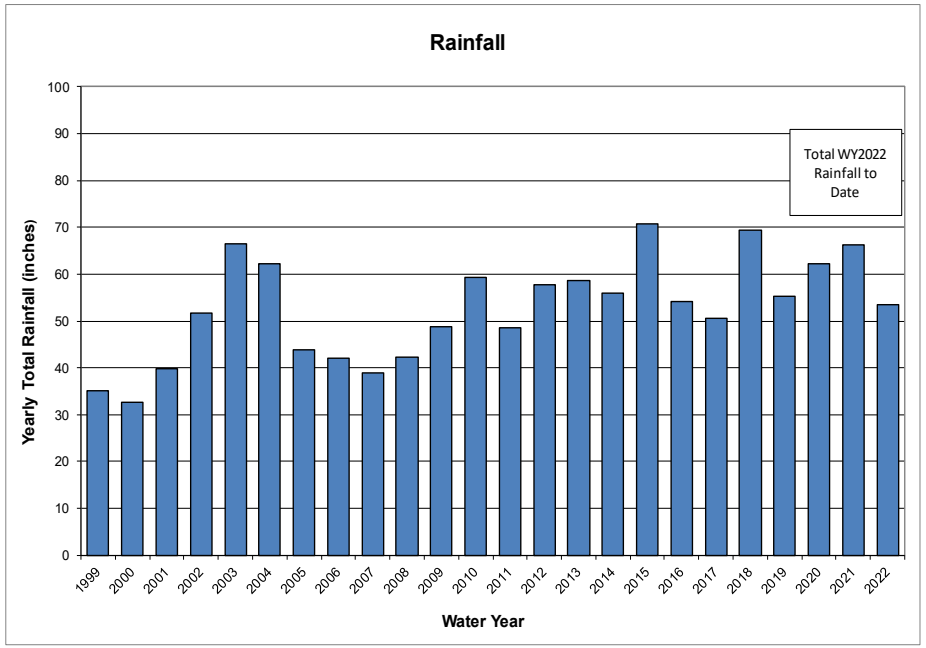

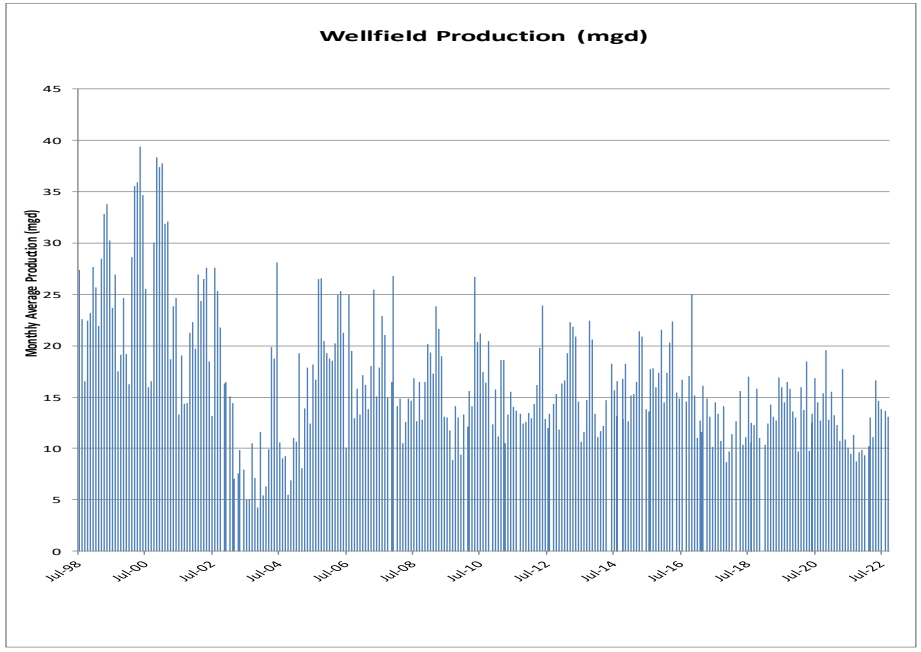

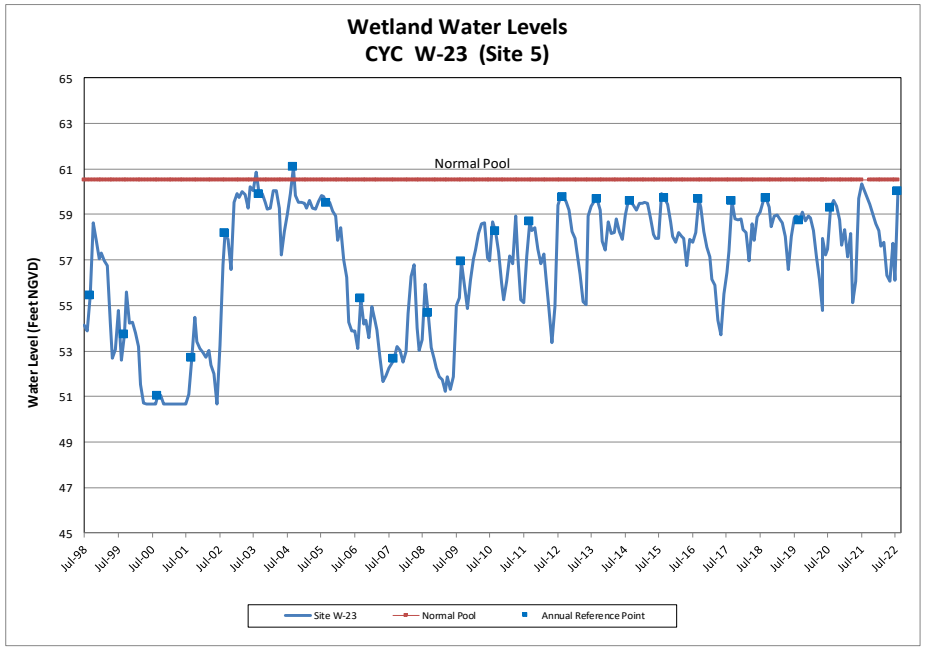

Cypress Bridge Wellfield

Figure 15

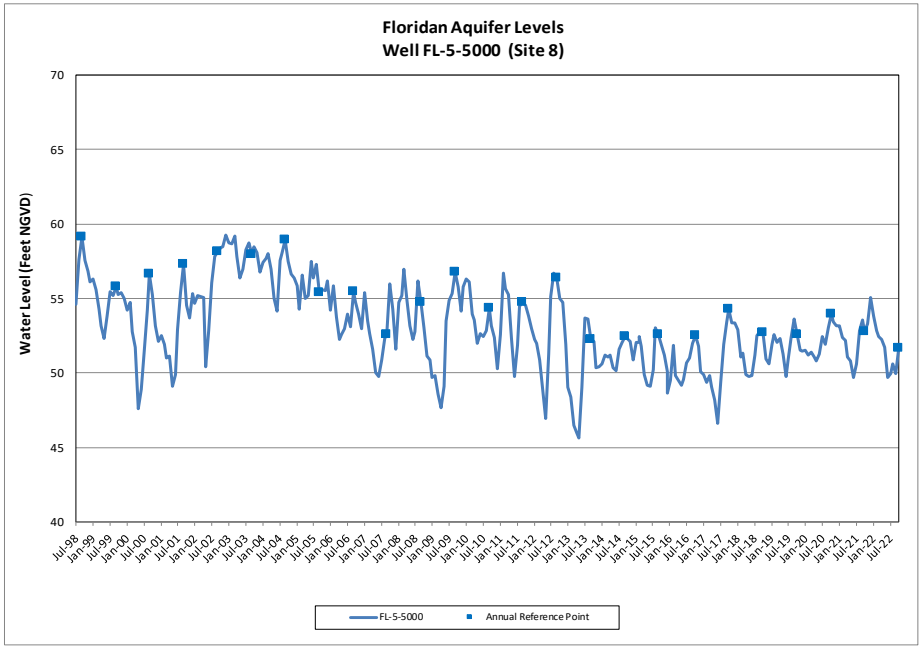

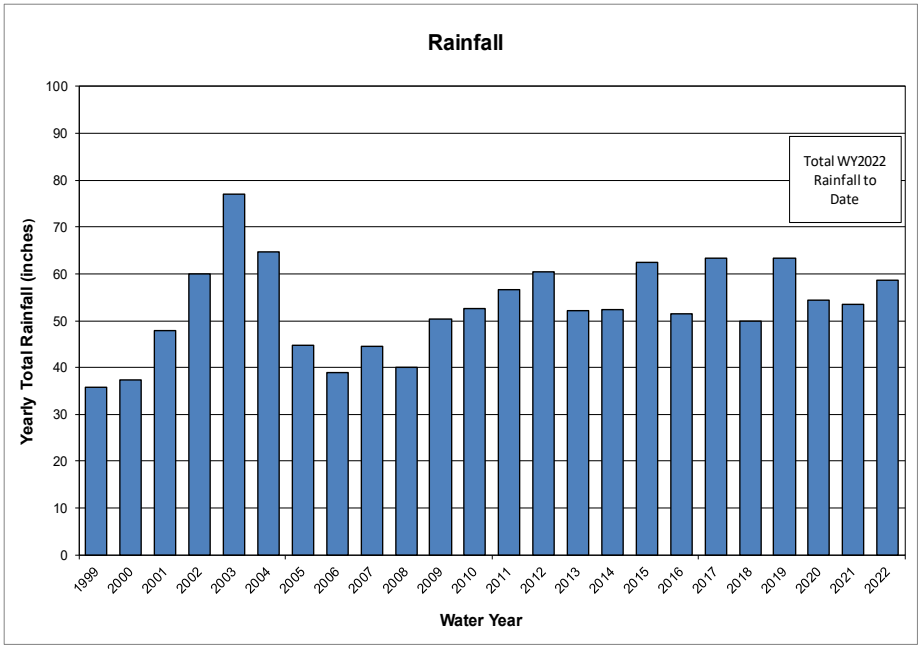

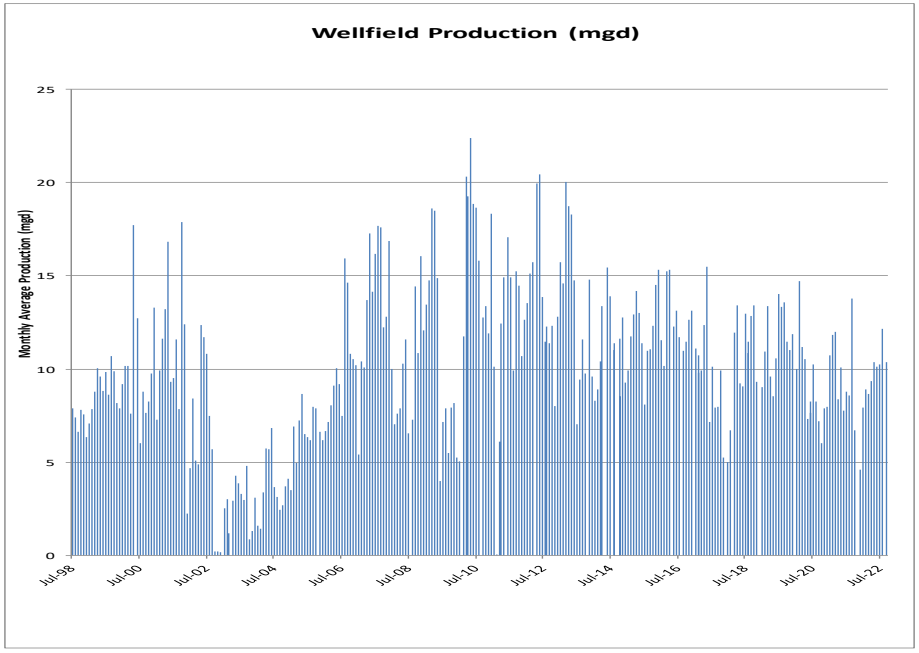

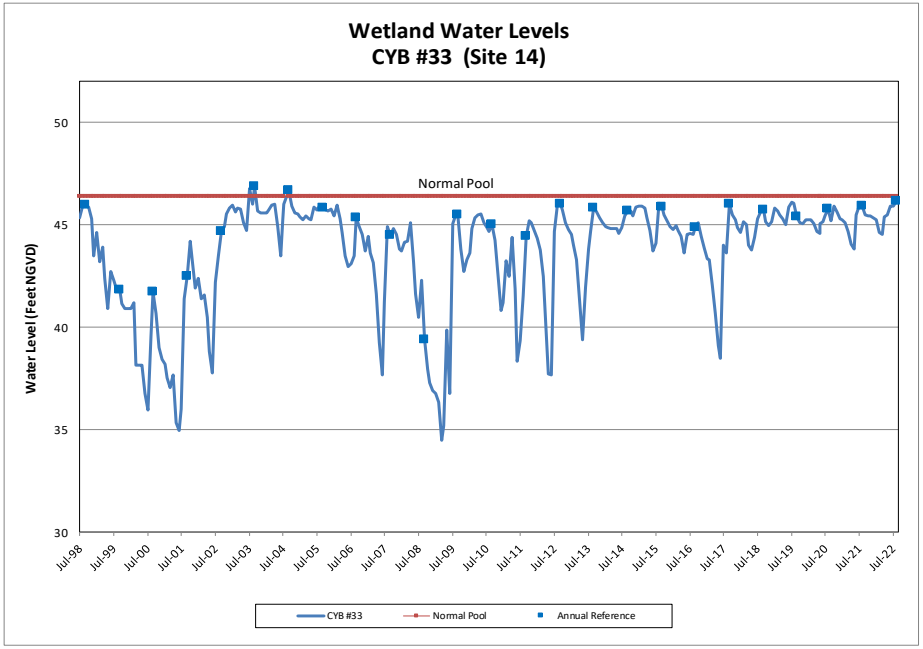

Cross Bar Ranch Wellfield

Figure 16

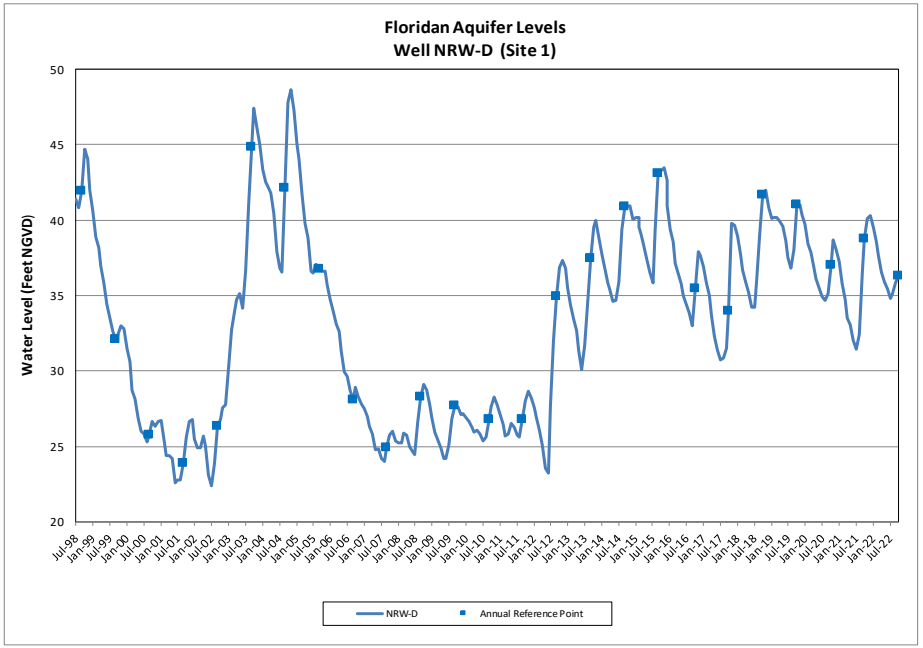

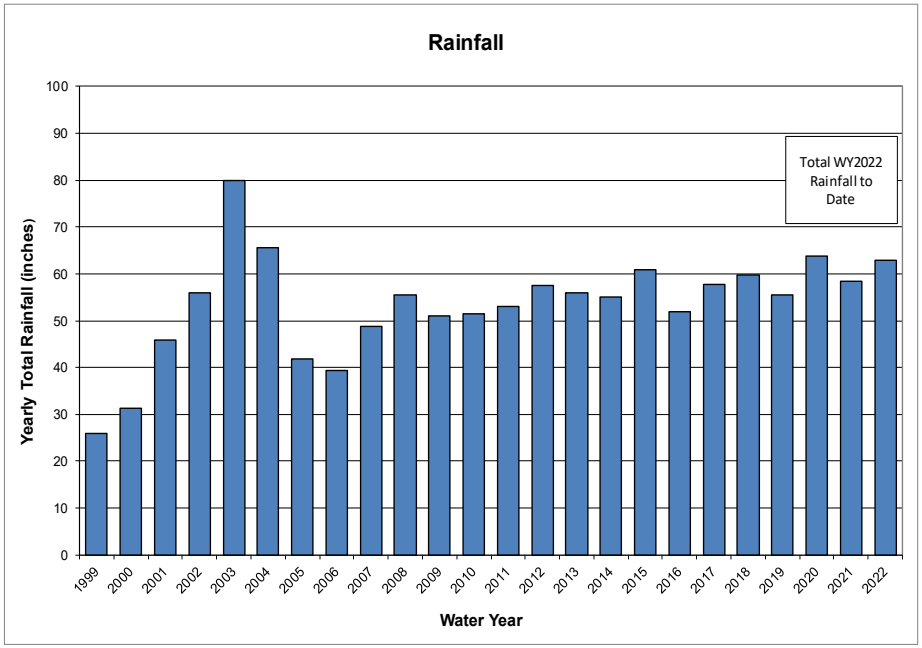

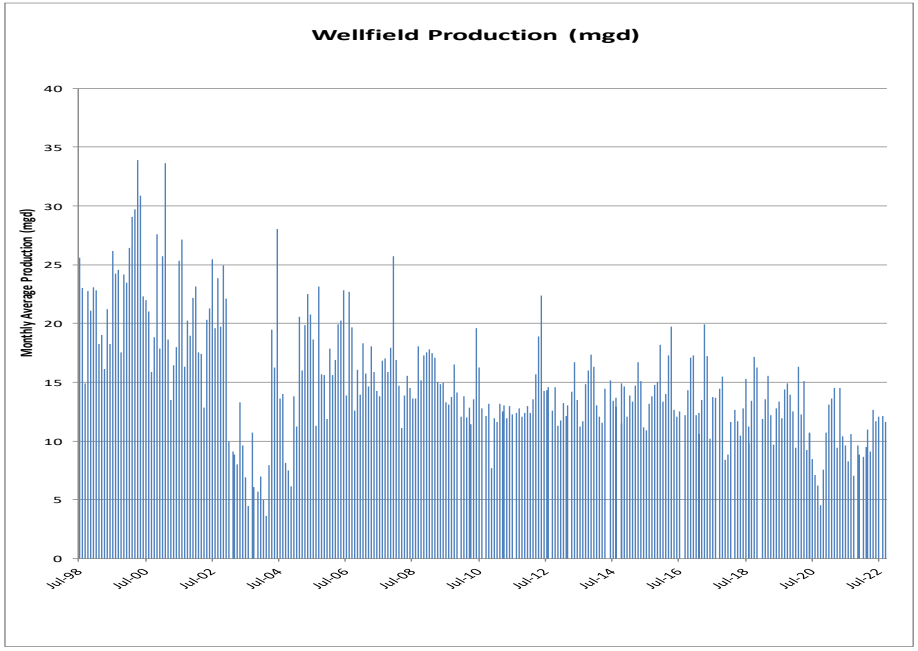

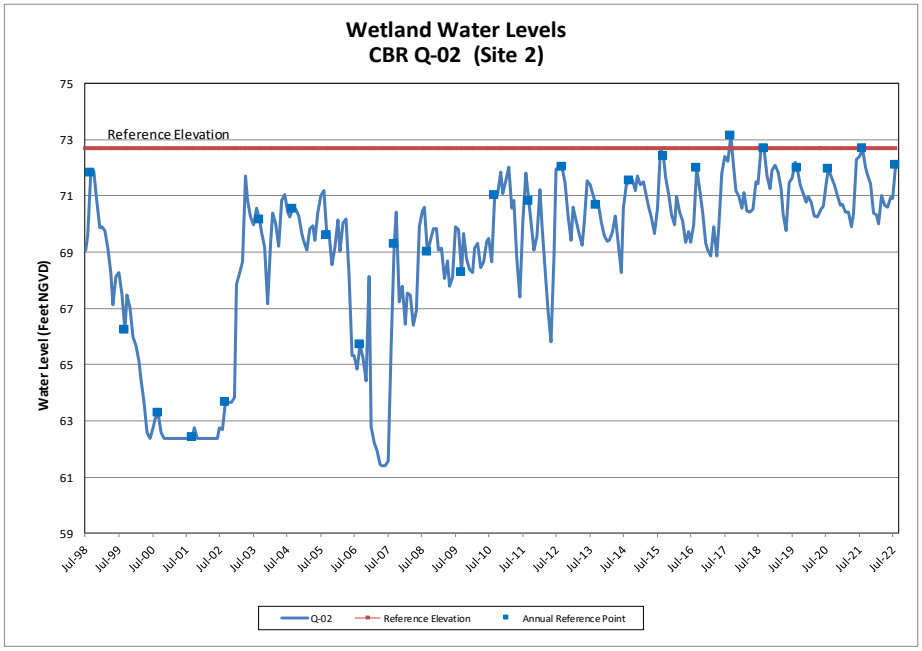

Regional Water Supplies and Member Demands - 2022 Year End Summary, 2023 Outlook

Agenda Item D.3

October 17, 2022

Warren Hogg, P.G.

Chief Science Officer

TAMPA BAY WATER

Supplying Water To The Region

Water Demand and Supply for 2022

Metric	Budgeted (million gallons per day)	Actual (million gallons per day)	Difference	
			Percent	Million Gallons Per Day
Water delivery	192.2	188.30	-2.0%	-3.90
Groundwater supplies	114.3	108.85	-4.8%	-5.45
Surface water supplies	66.9	73.37	+9.7%	+6.47
Desalinated water	11.0	7.14	-35.1%	-3.86

Regional Rainfall

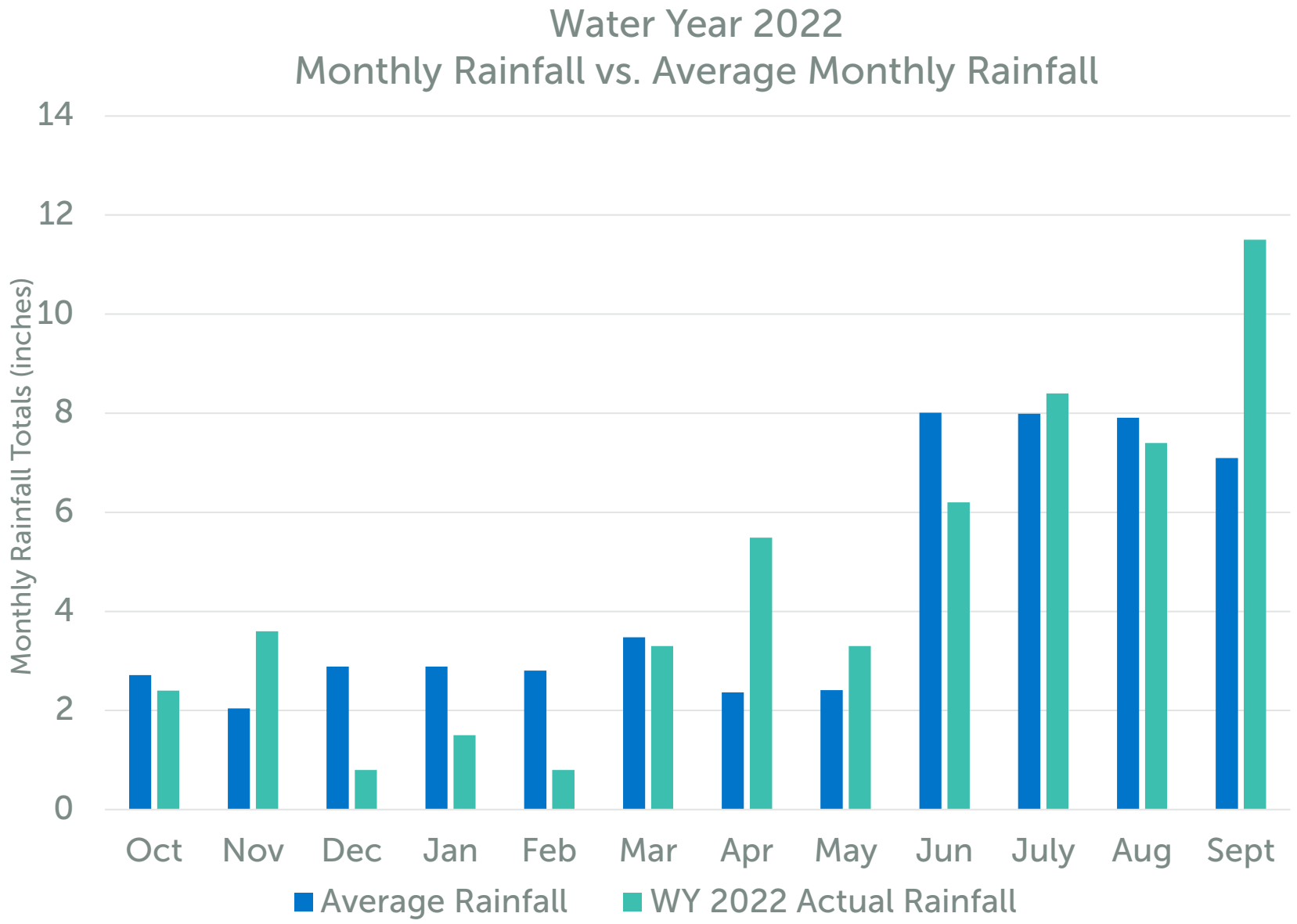

TAMPA BAY WATER
Supplying Water To The Region

Water Shortage Indicators

Rolling Cumulative Deficit - Rainfall (inches)

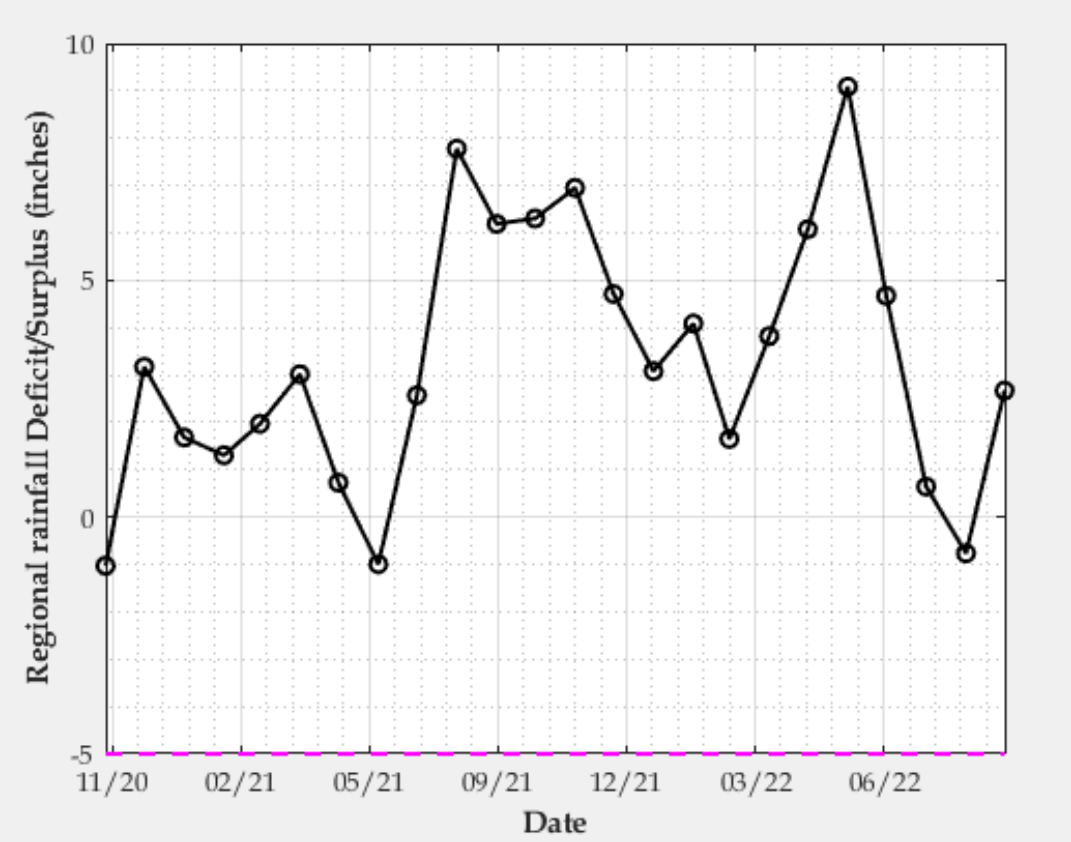

Rolling Median Deficit – Flow (mgd)

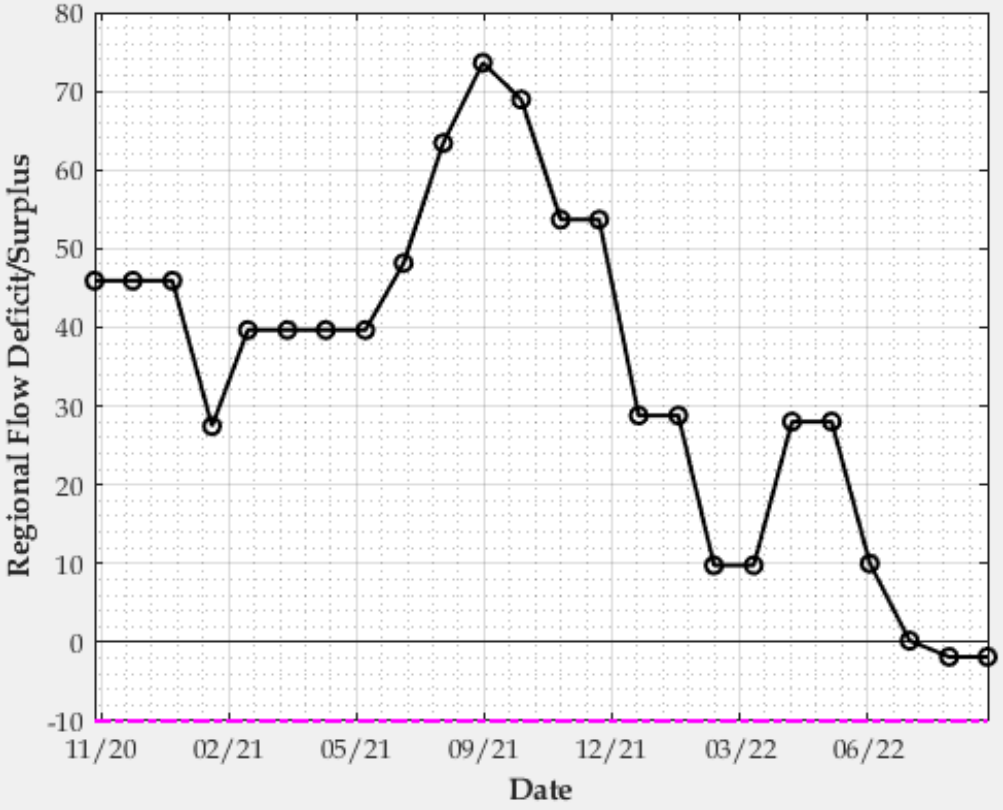

Looking Ahead

2022/2023: La Niña Advisory

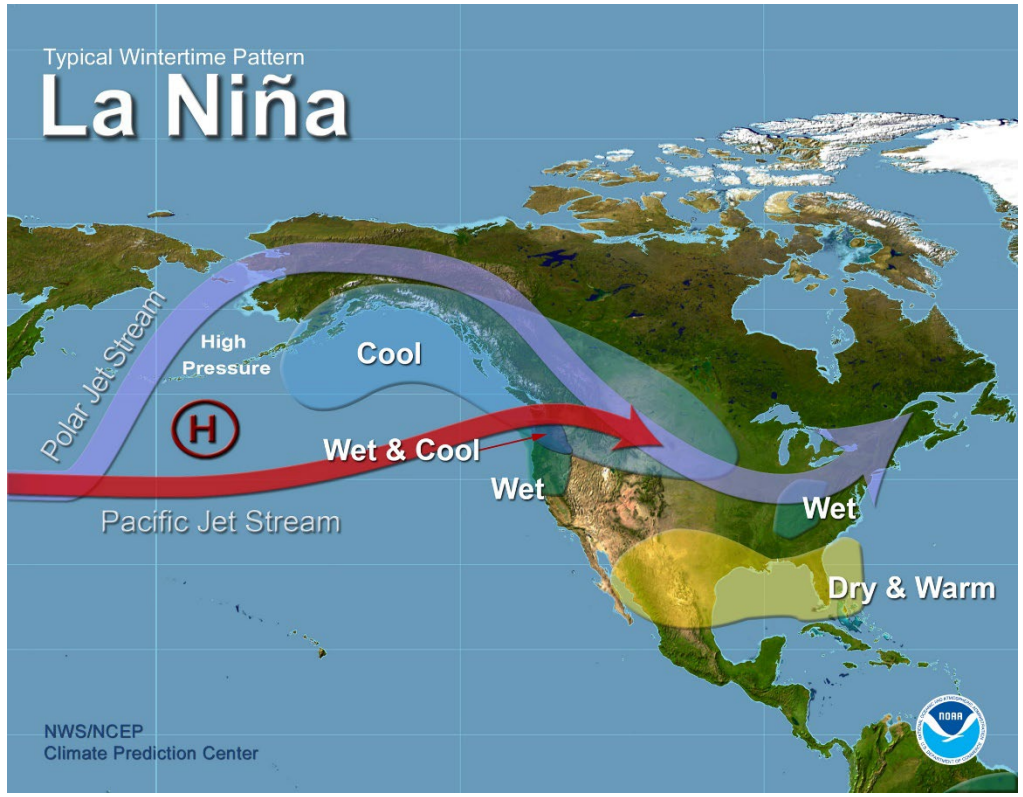

Courtesy of NOAA

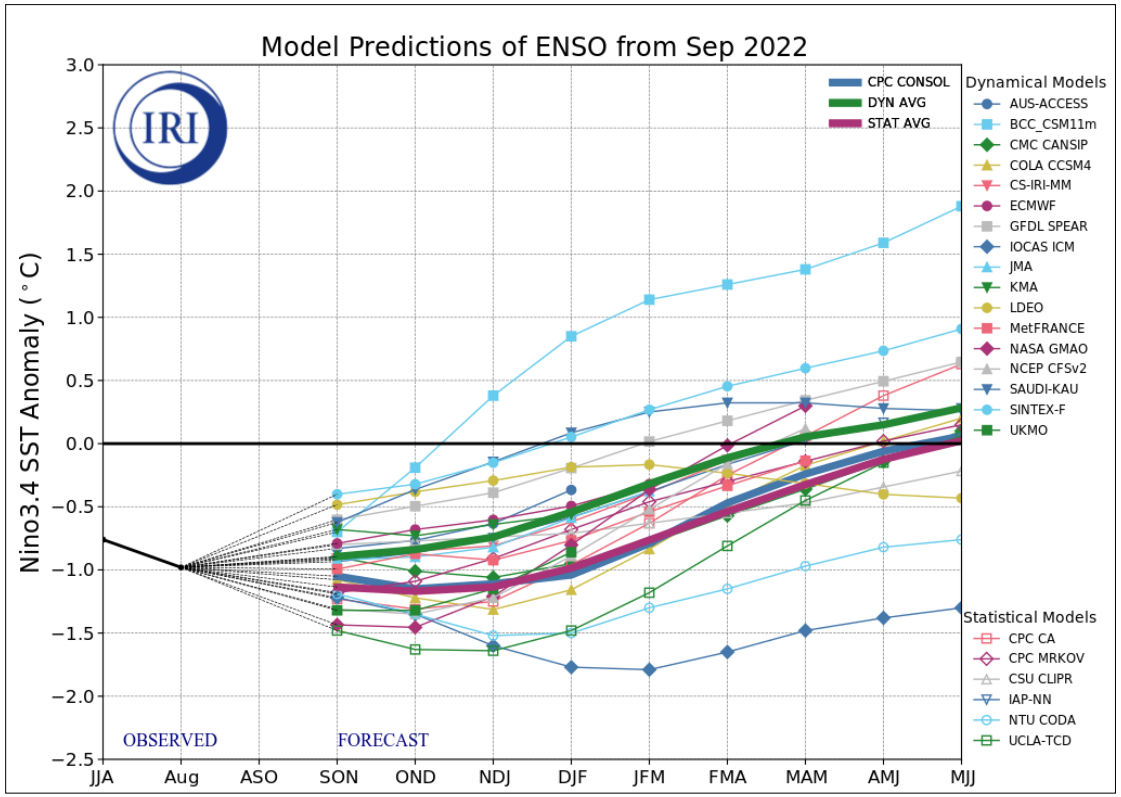

Courtesy of International Research Institute at Columbia University

2023 Anticipated Demand and Supplies

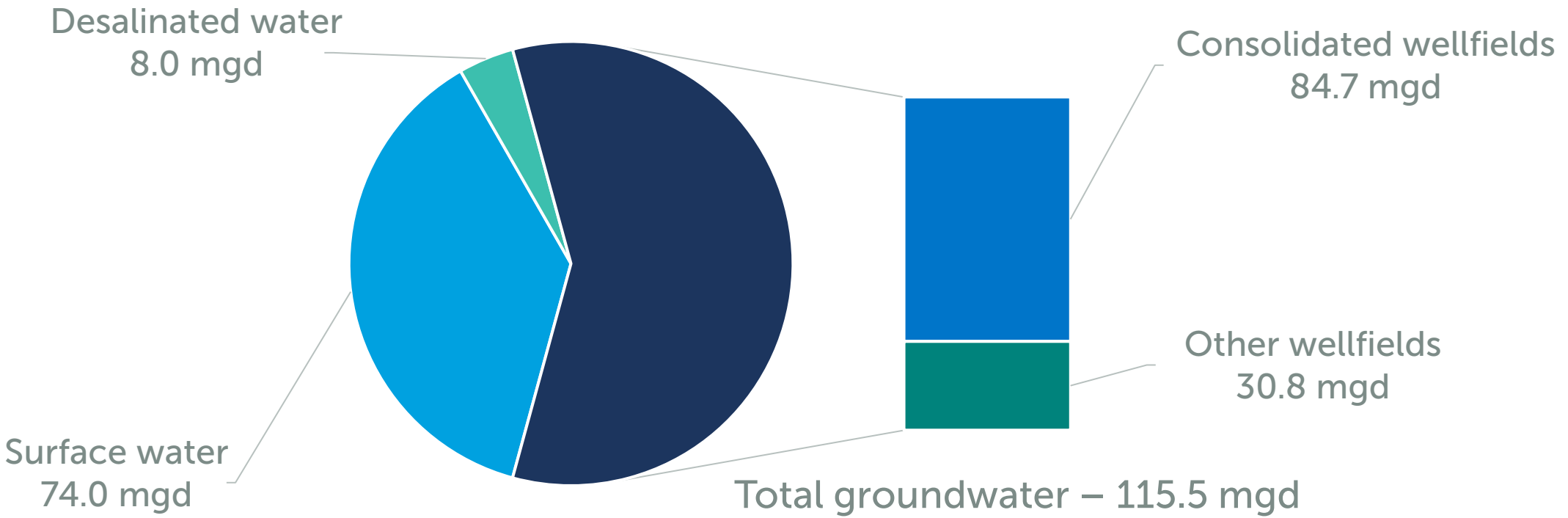

197.5 million gallons per day

Figure 1. Consolidated Wellfield Production

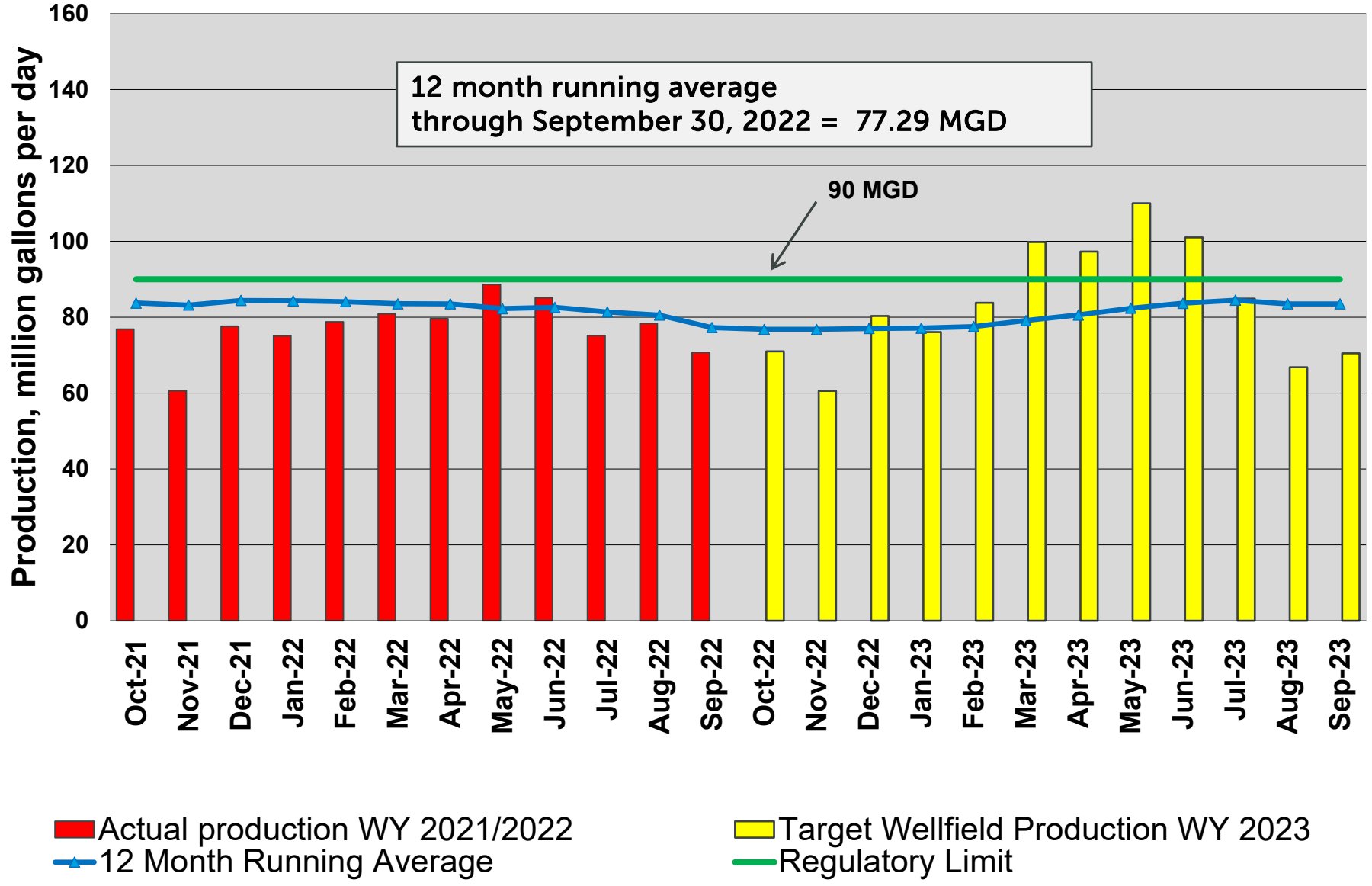

TAMPA BAY WATER
Supplying Water To The Region

South Central Hillsborough Demand

Figure 3: Total SCH Delivery, 12m avg: 52.4 mgd

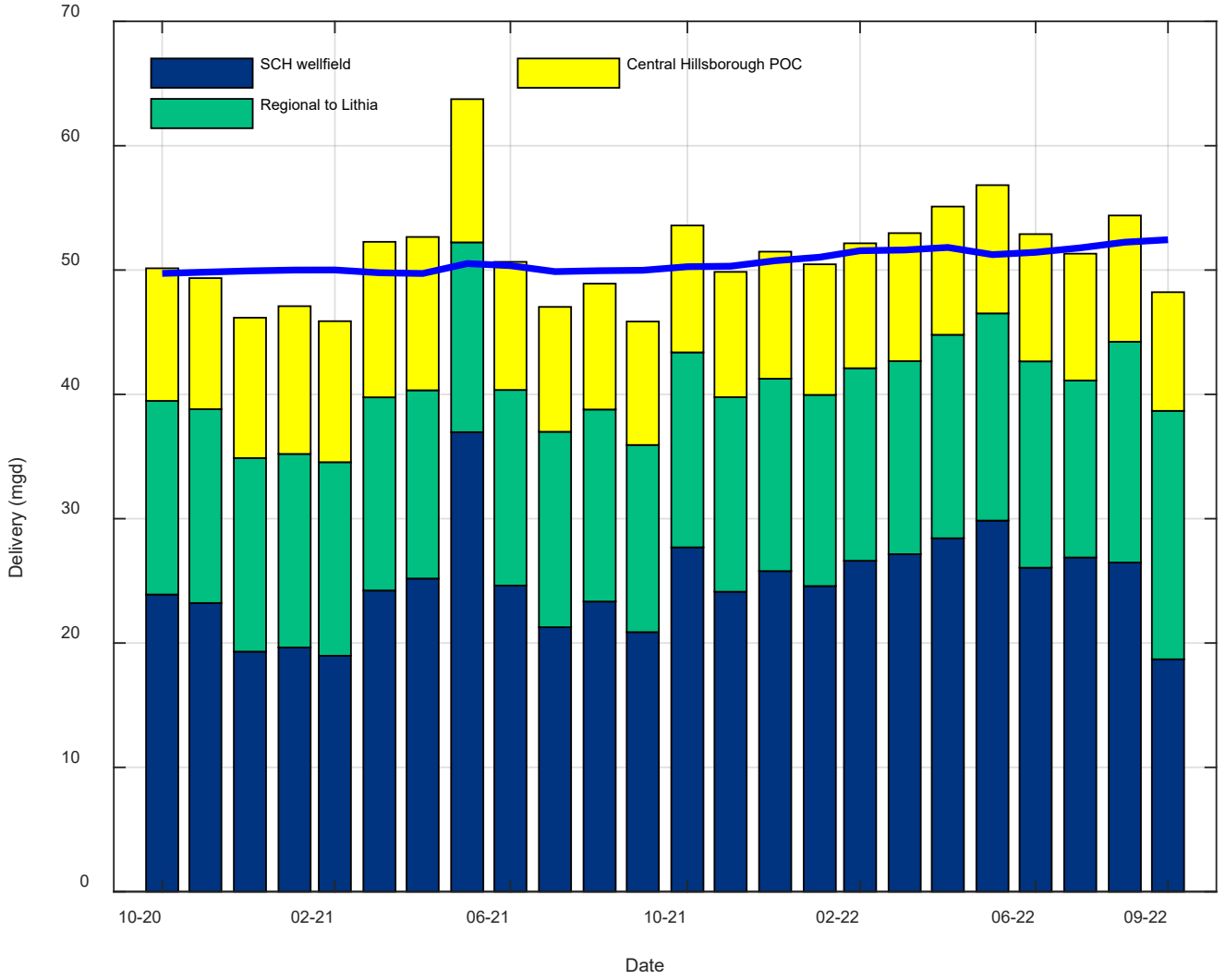

TAMPA BAY WATER
Supplying Water To The Region

South-Central Hillsborough Regional Wellfield

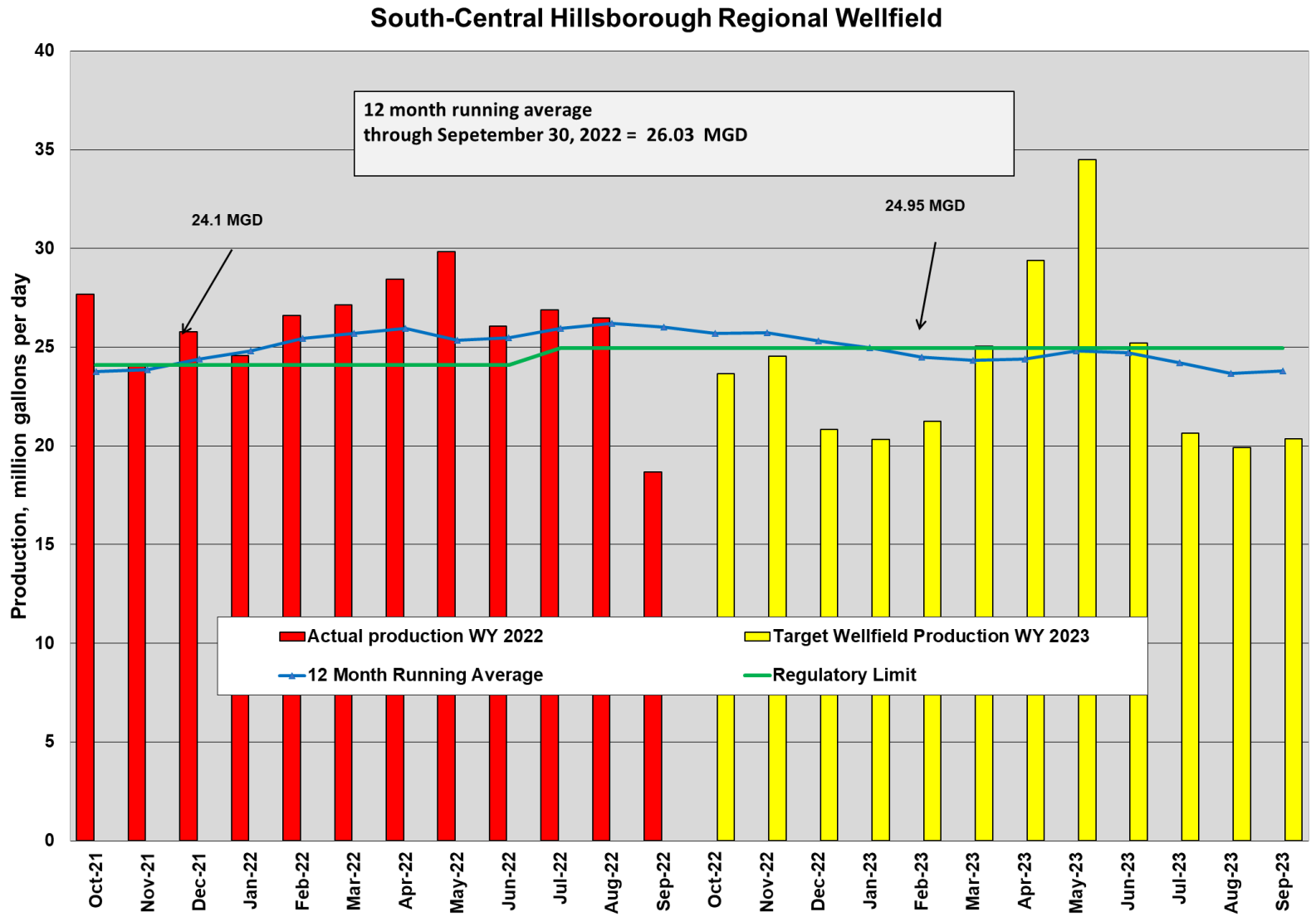

TAMPA BAY WATER
Supplying Water To The Region

Summary

- Resilient regional supply system
- Favorable hydrologic and supply conditions
- La Niña climate event forecast
- Regional water supplies exceed regional demand
  - Additional regional water delivered to south Hillsborough County
  - Regulatory measures implemented in this service area

Questions

TAMPA BAY WATER
Supplying Water To The Region

AGENDA ITEM D.4

DATE: October 4, 2022

TO: Board of Directors

THRU: Charles H. Carden, General Manager

FROM: Warren Hogg, Chief Science Officer

SUBJECT: Regional Water Quality Study Update - *Presentation*

SUMMARY

The Regional Water Quality Study is evaluating the feasibility of treatment methods to enhance the water quality of Tampa Bay Water's regional distribution system. Project reports have been drafted and shared with the member governments and review meetings continue. Staff will present the status of the project work and schedule to the Board.

SUGGESTED ACTION

Receive Presentation.

COST/FUNDING SOURCE

N/A

DISCUSSION

Tampa Bay Water has completed data collection, analysis, and pilot testing for the Regional Water Quality Study as requested by the members. The goal is to analyze the feasibility and cost of reducing total organic carbon and other water quality parameters in the regional distribution system. The project reports have been drafted and shared with the Utility Directors and staff of the member governments on

August 19, 2022 for review. These reports contain recommendations on water quality treatment processes, costs, and a phased implementation schedule. A status update of the project, discussions with the member governments, and future project schedule will be presented to the Board at each meeting until the project is completed and recommendations finalized.

D.4 Regional Water Quality Update Presentation

Regional Water Quality Update

Agenda Item D.4

October 17, 2022

Warren Hogg, P.G.
Chief Science Officer

TAMPA BAY WATER
Supplying Water To The Region

Regional Water Quality Study

Why is it important?

- Reduce total organic carbon
- Simplifies water chemistry
- Greater operational control
- Improves taste and odor



Technical Reports

Executive Summary

1. Supplemental data characterization
2. Update Water Quality Blending Model
3. Bench-scale testing results
4. Pilot testing results
5. Conceptual designs, capital and operations and maintenance costs
6. Refine Water Quality Blending Model
7. Implementation phasing plan

Estimated Costs

Three phases over a 15-year period

	Capital	O&M	Years
Phase 1 – Priority sites (TOC = 2 mg/L)	$140.4 M	$5.7 M/yr.	1-6
Phase 2 – Regionwide (TOC = 2 mg/L)	$258.4 M	$16.2 M/yr.	7-12
Phase 3 – Regionwide (TOC < 2 mg/L)	$119.2 M	$8.2 M/yr.	13-15
	$\sum$ = $518.0 M	**$30.1 M/yr.**	

Review Status

Provided draft documents to utility directors
August 19, 2022

Presentation to utility directors
September 9, 2022

Meetings with each utility director and their staffs
October 2022 ◄

Future meetings with utility directors

Future Board presentations

TAMPA BAY WATER
Supplying Water To The Region

Questions

TAMPA BAY WATER
Supplying Water To The Region

AGENDA ITEM E.1

DATE: October 4, 2022

TO: Board of Directors

THRU: Commissioner Ron Oakley, Tampa Bay Water Board Chairman

FROM: Michelle Stom, Chief of Staff/Chief Strategy Officer

SUBJECT: General Manager's 2022 Performance Evaluation - *Discussion*

SUMMARY

Each year the general manager's performance is evaluated by the Board of Directors per the employment agreement. The 2022 performance evaluation forms were sent to the board on Friday, September 30, 2022, for completion by October 12, 2022. The Chairman will lead discussion of the general manager's annual review.

SUGGESTED ACTION

Discussion.

COST/FUNDING SOURCE

N/A

DISCUSSION

Each year the Tampa Bay Water Board of Directors is asked to complete an annual performance evaluation of the general manager, per Section 6 of his Employment Agreement: “Section 6. Performance Evaluation. The Authority shall review and evaluate the performance of the Employee at least once annually and at such other times as the Authority deems appropriate. Said review and

evaluation shall be in accordance with specific criteria developed jointly by the Authority and the Employee. Said criteria may be added to or deleted from as the Authority may from time to time determine, in consultation with the Employee."

TAMPA BAY WATER
Supplying Water To The Region

AGENDA ITEM F.1

DATE: October 3, 2022

TO: Board of Directors

THRU: Charles H. Carden, General Manager

FROM: Division Officers and Directors

SUBJECT: Agency Division Activity Reports for September 2022 - *Receive Report*

SUMMARY

The following is an update on current activities for each Tampa Bay Water Division for the month of September 2022.

SUGGESTED ACTION

Receive and File.

COST/FUNDING SOURCE

N/A

DISCUSSION

The following is an update on current activities for each Tampa Bay Water Division for the month of September 2022.

Planning and Projects Departments

The Engineering, Construction, Planning and Projects Departments are responsible for the delivery of

the Agency's Capital Improvements Program including, design, permitting, and construction of capital projects. Additionally, the departments are responsible for engineering evaluations, surveying, utility conflict management, and real estate management and acquisition. The following are major division activities for September 2022.

- Tampa Bay Desalination Facility Intake Connection Improvements-Phase 2 (Project 07033) – Selection committee scored and ranked two proposals received for the Design Criteria Package Solicitation of Design-Build teams.
- Cypress Creek Water Treatment Plant Chemical Piping Replacement (Project 50051) – Negotiated scope and fee for Professional Engineering Services.
- South Hillsborough Pipeline (Project 01610) – Received Board approval for Segment A.

Construction

Construction administers capital projects construction contracts to be following the design, permitting, regulatory requirements, property rights, budget, schedule, and all related agreements.

- Brandon Booster Station (Project 01609) – Continuing construction of the permanent pump station building. The concrete floor slab was poured and work is progressing on the masonry exterior walls. Concrete masonry units' (CMU) block installation is underway for the permanent pump station building.
- South Pasco Water Treatment Plant Caustic System (Project 01615 – New opening cut into exterior of building for installation of the new caustic storage tanks.
- Lake Bridge Water Treatment Plant Chemical Piping (Project No. 50046) – Contractor has mobilized to begin replacement of the chemical piping.

Engineering

Engineering conducts limited in-house design; provides capital projects project management services in as-needed basis; conducts engineering studies and assessments; manage Agency design standards and specifications; ensure that all capital projects meet Agency's engineering standards and specifications; and provides quality review of capital projects design completed by outsourced services.

- Continued coordination meetings with Hillsborough County regarding South County Supply.
- Southern Hillsborough County Expansion Pipeline (Projects 01610/01616) – continued project execution.

Planning and Projects

Planning & Projects manages and implements the update of the Agency's Capital Improvements Program, the Long-term Master Water Plan, and the Energy Management Program and other Agency critical plans and reports and provides capital projects project management services. They also are responsible for the development of all processes and procedures for effective project management following project management best practices.

- Continued the coordination of work assignments with the Integrated Program Manager Consulting team.
- Drafted permit application for the Tampa Bay Desalination 2023 National Pollution Discharge Elimination System (NPDES) Permit Renewal (Non-Capital Project 09019)
- Cypress Creek Water Treatment Plant 72-Inch Valve (Project 50073) – Drafted Request for Proposal Solicitation Documents for Construction Manager at Risk.
- Surface Water Treatment Plant Expansion (Project 01014) – Held initial workshop for the identification of project delivery strategies.

Real Estate

Real Estate is responsible for the negotiation and acquisition of property rights for capital projects and supports other departments by verifying that property rights under existing agreements allow proposed projects and other activities. Additionally, it manages existing lease and license agreements, property address changes, verifies taxes due or exemption status annually, and disposes of surplus property.

- Obtained easement from private property owner for Data Station at Pasco Lake allowing for the installation of a dock to continue water level monitoring as required by the Southwest Florida Water Management District as part of the consolidated water use permit.
- Supported the Science team working on the test well site water use permit by confirming property rights and obtaining a site address.
- Researched, reviewed, and responded to proposed c ell tower at Lexington Oaks Golf course. Prior to their community meeting scheduled for September 22, 2022. The cell tower will be located adjacent to our easement and there is no conflict. Responded to attorney September 20, 2022.

Surveying

Surveying manages the utility conflicts and cathodic protection programs; manages and conducts surveys; manages and maintain record drawings; and maintain and develop computer-aided design (CAD) and geospatial data for the Agency. They also assist with engineering, construction, real estate, and geographic information systems (GIS) activities.

- Continued progress with updating the Agency's computer-aided design (CAD) standards, templates, and the configuration of future record drawings.
- Continued progress with the Water Transmission System Report (non-Capital Project 09018) – initiated GIS data collection to quantify Agency's transmission mains and allowing access to the GIS system.
- Received the Specific Purpose Survey locating the 36-inch Brandon Urban Dispersed Wells Transmission Main and 6-inch force main at the Regional Surface Water Treatment Plant.

Finance and Administration Division Activity Report

The Finance and Administration Division is responsible for finances, procurement, inventory, risk and

vital records. Departments include Finance, Purchasing and Warehouse and Records. The following are major division activities for September 2022.

- Continued working on Series 2022 Bonds' documents.
- Started working on fiscal year 2022 financial statement audit.
- Continued training and implementation of new e-procurement software, Bonfire.

Finance

Finance manages the budget, payroll, account payables and receivables, capital assets, cash and investments, debt management and financial compliance for the Agency. They also assist with the training and maintenance of the accounting software, Munis.

- Started working on fiscal year 2022 financial statement audit.
- Worked with banks to increase rate of return on agency funds in money market accounts.

Purchasing and Warehouse

Purchasing issues, processes and administers the appropriate solicitations and ensures that all procurement activities are conducted in compliance with statutes, policies and provides best value solutions for the Agency. They also are responsible for the management and accountability of the agency's warehouse and inventory items.

- Continued training and implementation of new e-procurement software, Bonfire.
- Started converting Fiscal Year 2023 purchase orders.

Records

Records manages the central repository for the Agency's records efficiently and effectively through their life cycle and assists staff in complying with applicable public records laws regarding retention, management and disposition of records. They are also responsible for responding to public records requests and assist with agenda preparation. Additionally, they are responsible for managing the Agency's insurance programs and provides staff and vendors assistance regarding required insurance coverage.

- Coordinated with Purchasing Department on solicitation for intra-agency courier services for FY 2023.
- Discuss with insurance broker, limits to request on contracts over $10M.

Human Resources Department

The Human Resources Department is responsible for establishing and administering human resources policies and procedures in accordance with federal, state and local laws and requirements, under the oversight and approval by the agency's general manager and board of directors. In addition, Human Resources is responsible for employee recruitment and retention, benefits administration, employee

relations, training and development, employee compensation, workers compensation and oversight of the Employee Appreciation Team. The following are major department activities for September 2022.

- Continued recruitment for Human Resources Director with GovHR; First and second round of interviews completed, offer made, waiting on response.
- Continued the processing of agency annual reviews through NEOGOV Perform online platform.
- Negotiated for employee healthcare; Finalized selection. Continuing current coverages with all providers.
- Planned and coordinated open enrollment between all vendors, employees and the enrollment platform, Bentek. Review and edited all presentation documents that will be provided to employees.
- Requested quotes from background screening companies.

Employee Relations

The Human Resources Department staff identify and resolve employee complaints in an expeditious and equitable manner to prevent complaint escalation and act as a liaison or intermediary between employees and managers and employees in general. In addition, the Human Resources Department encourages that agency policies are fair and are enforced consistently.

- Continued working on agency annual performance review process; worked with and provided feedback and suggestions to all agency supervisors and managers regarding drafted employee evaluations.

Employee Recruitment

- Continued recruitment for Human Resources Director with GovHR. Conducted the recruitment for the following staff positions: Water Plant Operators (2 positions), Construction Project Manager, Water Resources System Engineer, Mechanical Technician I, Reservoir Field Technician I, Water Use Permitting Manager. Hired: No new hires in September.

Employee Appreciation Team

The Employee Appreciation Team (EAT) assists in the development and implementation of programs and events that help ensure employees are committed to the Agency's mission and vision; ensure employees are recognized for their work and professional achievements; and provide opportunities for all employees to connect on a regular basis.

- Prepared for an employee Trunk or Treat and Veterans Day potluck.

Benefits

The Human Resources Department is responsible for performing routine benefits administration activities and resolving benefit issues.

- Negotiated benefits coverage for coming year; finalized comparison of proposals for medical coverage. Staying with FloridaBlue.

Compensation

- Negotiated and approved scope and fee for MGT Consulting Group for agency market study and pay and class study conducted every three years. Kick-off meeting scheduled for October.

Training and Development

- Launched NeoGov Learn platform for employee training.

Information Technology Department

The Information Technology (IT) department supports Tampa Bay Water's computer, communications, and data systems. IT staff design, build, support, manage, procure, and maintain various technology systems to ensure the ability for staff to accomplish their key objectives and optimize productivity. The group is responsible for the management and security of the Agency's data, electronic information, and network systems. The department is composed of three core cross-functional teams: Applications, Systems, and SCADA (Supervisory and Control and Data Acquisition). The following are major department activities for September 2022.

Applications

The Applications team supports data and software systems built within various technologies. This includes development, maintenance, and procurement for custom applications, databases and flows, and third-party software including GIS systems.

- Provided application support, resolving client issues submitted via ticketing system
- Completed usability enhancements to Leave Planner application
- Implemented multiple enhancements to Maximo
- Continued system documentation tasks for Long Term Demand Forecast System (LTDFS)
- Completed fiscal new year procurement activity for software/system/contract labor, including the agency's Microsoft Enterprise Agreement renewal.
- Completed time series data updates and requested by Environmental Monitoring.
- Completed enhancements to support expanded functionality of the NeoGov HRIS platform.
- Completed time/leave report enhancements requested by operations leadership.
- Hurricane Ian storm support activities

Systems

The Systems team manages Agency's enterprise technology infrastructure encompassing: PCs, computer peripherals, servers, networks, data centers, cloud environments, and telecommunication systems. The team also oversees cybersecurity systems, polices, risk assessments, and vulnerability scanning, including ongoing system patching and backups.

- Provided systems and network support, resolving client issues submitted via ticketing system.
- Completed migration of all workstations and user accounts to a single domain, reducing cyber threat surface area.
- Completed fiscal new year procurement activity for software/system/contract labor, including the agency's Microsoft Enterprise Agreement renewal.
- Project planning and implementation plan complete for the agency's network file store migration to replace end of life hardware. Implementation moved due to Hurricane Ian.
- Continued infrastructure device updates to mitigate cyber risks.
- Completed repairs to security network at the reservoir.
- Competed procurement of services for agency phone system replacement.
- Completed implementation of network monitoring system to gain better visibility and management ability for the agency's enterprise network.
- Hurricane Ian storm support activities

SCADA

The SCADA (Supervisory and Control and Data Acquisition) system is a mission critical component of Tampa Bay Water managing and monitoring water production facilities both physically and wirelessly connected. The team is responsible for the ongoing development, maintenance, and security of the SCADA system, including managing dedicated hardware, software, networks, and telecommunications.

- Continued deployment of new wireless devices to replace end of life equipment in the field.
- Upgrading of our test SCADA environment with latest vendor software for testing and validation.
- Provided systems and network support, resolving client issues and requests submitted via ticketing system.
- Completed software updates to workstation/server operating systems.
- Completed fiber upgrades at several sites.
- Supported SCADA updates for the temporary Brandon Booster Station implementation.
- Hurricane Ian storm support activities

Public Affairs Division

The Public Affairs division develops and executes strategic initiatives to advocate for the agency and its members; builds and maintains the agency reputation; provides education, information and outreach on agency projects, programs and policies to stakeholders; and develops and implements critical water supply plans. Division responsibilities include public communications, outreach and education, and grant funding and government affairs. For September 2022, Public Affairs:

- With Dialogue Public Relations, continued public outreach for water supply projects including the Brandon Booster Station and South Hillsborough Pipeline route selection including distributing news releases, social media advertising and email to notify the community of project activity.
- Sponsored the Water Station and exhibited at the Glazer Children's Museum Birthday Bash event on September 24 with Source Water Protection educational activities.

Grant Funding and Government Affairs

Grant Funding and Government Affairs is responsible for developing and implementing strategic positions and priorities for the Agency's legislative, grant funding and regulatory policy initiatives.

- Attended Joint Utility Council meeting of AWWA on behalf of the agency.
- Participated in legislative affairs and community meetings with the Saint Petersburg Chamber of Commerce, the Greater Tampa Chamber of Commerce, Café Con Tampa, the Greater Riverview Chamber, the Agency on Bay Area Management, and the Greater Pasco Chamber of Commerce.
- Conducted a meeting with Tampa Bay Water's federal consultants to discuss major pieces of federal legislation that may pertain to Tampa Bay Water, discussed funding opportunities, and discussed potential regulatory changes that may affect Tampa Bay Water.
- Attended monthly CIP meeting and Pipeline A and B meeting to strategize how the Grants and Legislative Funding Program can engage in the outreach efforts for these projects in the context of elected officials and community organizations.
- Attended meetings of the Water Wise Working Group to identify ways the Grants and Legislative Funding Program can coordinate with the Water Wise Program to ensure the program's success.

Project Public Engagement

Tampa Bay Water includes public outreach and public engagement in each agency project – from conception to completion. The agency has several on-going projects through the renewal & replacement program, capital improvement program and Long-term Master Water Plan.

- South Hillsborough Pipeline – Updated web content; developed email and online campaign to advise stakeholders that the board may consider the orange or blue routes; fielded approximately more than 100 emails and phone calls from residents expressing their preferences for a particular route; drafted a news release regarding board's selection of blue route for Segment A.
- Long-term Master Water Plan projects – Discussed existing research with the Southwest Florida Water Management District, scheduled team meeting to discuss ad hoc committee and focus groups.
- Pipeline Valve Maintenance – Engaged businesses near two air release valves on Falkenburg Road regarding maintenance work planned for October. All businesses were notified in person and via email.

Public Communications, Outreach and Education

Public Communications, Outreach and Education develop and execute strategic communications programs that support and promote agency projects, policies and initiatives, and build and maintain relationships with agency stakeholders.

- Completed four tours for 38 guests of the Tampa Bay Seawater Desalination Plant, Tampa Bay Regional Surface Water Treatment Plan and C.W. Bill Young Regional Reservoir.
- Sponsored the Water Station and exhibited at the Glazer Children's Museum Birthday Bash event

on September 24 with Source Water Protection educational activities.
- Continued campaign to promote the 2023 Source Water Protection Mini-grant program including social media and email marketing.
- Updated PFAS communications plan and messaging.
- Updated presentation materials and began coordinating staff participation in the Great American Teach-in.
- Created and executed social media content for Hurricane Ian updates regarding water supply and sharing member government content, South Hillsborough Pipeline route public notice, source water protection, Tampa Bay Water Wise, recruitment, water conservation, Glazer Children's Museum Birthday Bash, the reservoir siren test and more.
- Informed news media and responded to news media requests regarding stories on the South Hillsborough Pipeline route, current and future water supplies for Tampa Bay, climate change impacts on water supplies, Source Water Protection Mini-grant program, temporary pumping at the Brandon Booster Station site delivering more water to Hillsborough County, and reservoir siren testing.
- Created and distributed monthly Water News e-newsletter.

Employee Communications, Graphic and Audio-Visual Coordination

- Conducted intermediate news media training for senior staff.
- Conducted speakers training for staff.
- Integrated Granicus Vote Cast electronic voting system for board of directors.
- Completed video on pilot project to use recycled toilets replaced under the Tampa Bay Water Wise program as aggregate material for Tampa Bay Watch's oyster reef balls.
- Created and distributed monthly employee e-newsletter.
- Managed audio/visual production for Board meeting and other agency meetings.
- Participated in University of Tampa internship fair for intern recruitment.

Science Division

The Science Division provides water resource technical support for planning, operations, demand management, water quality and regulatory functions of the Agency. This Activity Report summarizes the key activities of the Systems Decision Support, Environmental Regulatory Compliance, Water Use Permitting and Water Quality Services Departments. For September 2022, the Science Division:

- Coordinated with engineering on water supply and demand management options for south Hillsborough County.
- Completed final project reports and recommendations for the Regional Water Quality and presented findings to the Utility Directors.
- Completed Water Year 2023 resource allocation refinements to provide guidance to operations starting October 1, 2022. Staff expect an average water delivery of 194 mgd to 198 mgd for the upcoming water year based on anticipated climate and hydrologic conditions.

Systems Decision Support

Addresses the Agency's system-wide decision support needs on a multi-scale time horizon: from week-to-week operational support to seasonal resource allocations, annual demand and supply projections, and decadal water supply planning and environmental recovery assessments. Designs, implements, and maintains water resources optimization tools, integrated hydrological models, risk and reliability analysis tools, water demand management and forecasting programs and models all in support of operational, annual budgeting and long-range planning needs. Leads the Agency's effort in climate variability and climate change assessment and adaptation.

- Continued System-Wide Reliability Evaluation (SWRE) model analysis. Also, worked with GSI Environmental Consultant on the 'Calibrating IHM/INTB Model', 'Stochastic Bayesian (radar-based) Rainfall Time-Series Generation', and 'Replace MODFLOW-96 with MODFLOW-USG within the IHM' projects.
- Staff are planning to extend the existing cooperative funding agreement for the Tampa Bay Water Wise program with the District through fiscal year 2024 rather than applying for a new round of funding, based on direction provided by the District. University of Florida staff have evaluated billing data to determine actual water savings compared with presumed water savings for four large multi-family projects which resulted in an additional 70,675 gallons per day saved beyond what was presumed. Lastly, the marketing plan for fiscal year 2023 has been developed and includes targeted outreach to multi-family owners/managers, commercial kitchen operations and the hospitality industries, as well as enhanced water conservation signage at Lowes and Home Depot stores.
- Staff began an internal project to examine the performance of General Circulation Models (GCMs) in the Coupled Model Intercomparison Project Phase 6 for simulating historical climate, including precipitation and temperature, in Tampa Bay Water's service area. The outcome of this work will be used to provide guidance in selecting GCMs for evaluating potential changes in precipitation and temperature in our service area in the future and investigating potential effects on our water supply system.
- Staff are performing additional model runs to characterize the potential regional water supply benefit from configurations of the City of Tampa's PURE project. These additional model runs are required due to a change in operating parameters by the City of Tampa which are different from the operating assumptions included in the original model scenarios. The updated results will be shared with the staff of all member governments upon completion.
- Staff are working to complete the Annual Demand Forecast Update, which will be a December Board agenda item. Initial deterministic modeling results have been completed. Currently working on the probabilistic forecast and draft results are under internal review.

Permitting

The Water Use Permitting Department is responsible for the acquisition and renewal of, and compliance with, Agency Water Use Permits including implementation of the Domestic Well Mitigation Program. Work also includes monitoring and management of wetland impacts associated with construction and/or

past operation of Agency facilities and infrastructure and management of lands owned by the Agency to maintain an appropriate natural habitat.

- South Hillsborough County water supply options – Staff continue to evaluate new water supply opportunities to deliver additional water to southern Hillsborough County. The Southwest Florida Water Management District Board approved a Water Use Permit for the Ag-Mart property in south Hillsborough County. This permit allows 250,000 gallons per day to be used for agricultural purposes but could be used for public supply in the future if the new permit is modified to change the water use type. Staff continue to review other Water Use Permits in south Hillsborough County to determine if any water could be made available as farms transition to residential land use in this area. Additional permitted quantity could be transferred to the Ag-Mart Property as these permits are retired or land use changes.
- Staff began preparing a Water Use Permit application and supporting documents to convert the test well previously constructed in the Balm area of Hillsborough County to a production well. If this south Hillsborough water supply project moves forward, the Water Use Permit application will be presented to the Board at a subsequent meeting. A reclaimed water credit agreement with Hillsborough County is required to complete the Water Use Permit application.

Environmental Regulatory Compliance

Environmental Regulatory Compliance is responsible for guiding the implementation of an Environmental Management System (EMS) in conformance with ISO 14001 and environmental compliance tracking and reporting.

- Continued ongoing maintenance and remediation of surface water management units (SWMUs) for compliance with environmental resource permits at 18 Tampa Bay Water facilities. SWMU quarterly maintenance activities are being implemented to maintain the sites in their permitted condition and allow for SWMU recertification.

Water Quality Services

Water Quality Services is responsible for laboratory testing, water quality compliance reporting, environmental/hydrologic/hydrobiological monitoring, source water assessment and protection, and water quality treatment support to operations and others.

Laboratory

- Completed routine monthly and quarterly water quality compliance sampling and reporting.
- Cross-training continues in order to have redundant staff capabilities in multiple lab sections.
- Contractor completed design for new laboratory hood to prepare PFAS samples for analysis.
- Working with contractor on construction permit application for new laboratory hood.
- Continued developing standard operating procedure to collect PFAS samples for UCMR5.

Environmental/Hydrologic /Hydrobiological Monitoring

- Completed monthly hydrologic monitoring of groundwater/surface water elevations.
- Continued monitoring station upgrades to improve detection, data transfer, and reliability.
- Continued work on monitoring station changes in accordance with new permit requirements.
- Prepared monitoring stations for hurricanes and began assessment of post-storm conditions.
- Continued hydrobiological monitoring for Tampa Bay Water source waters.

Source Water Assessment and Protection

- Continued monitoring/data enhancements for Alafia River and Tampa Bypass Canal (TBC).
- Refining source water protection plans for Alafia River, TBC, and wellfields.
- Continued Alafia River fluoride study and mined lands restoration plan activities.
- Continued development of enhanced algal monitoring program for regional reservoir.
- Continued development of scope of work for land use/development review pilot program.

Water Quality Treatment Support

- Regional Water Quality Study findings presented to Utility Directors on September 9, 2022.
- Scheduled first-round follow-up meetings with Utility Directors and their review teams.
- Continued work with members on Fifth Round Unregulated Contaminant Rule (UCMR5).
- UCMR5 coordination status/next steps presented to Utility Directors on September 9, 2022.
- Led Water Quality Working Group (WQWG) meeting with members on September 8, 2022.

Water Production Division

The Water Production Division is responsible for the operation and maintenance of the agency's water production assets that provide drinking water to the members. Departments within the division include: Buildings & Grounds and Fleet Services, Maintenance Planning & Reliability, Operations & Maintenance, and Safety Services. The following are major division activities for the month:

- Provided drinking water to meet member government demands in compliance with Exhibit D and Safe Drinking Water Act water quality standards.
- Responded to Hurricane Ian. Activated Emergency Operations Center, assessed all facilities after the storm, and restored all sites back to operation less than a week after the storm passed.
- Filling of the reservoir was accomplished at the end of September.

Buildings & Grounds and Fleet Services

The Buildings & Grounds and Fleet Services team is responsible for maintaining the primary physical plants of each facility, including HVAC systems, roadways, fire safety systems, and roofing and coating systems. The team also takes care of the acquisition and maintenance of fleet vehicles for the entire agency. Highlights from the Buildings, Grounds, and Fleet Services team for the month include:

- Continuing installation of an IOT based system to monitor Clearwater Office Building Power,

HVAC, and Generator systems with real time alerts and control capabilities; the portion of the system that reads temperature and power in the building is now installed and was utilized during Hurricane Ian. Continuing integration of the remote-control functions.
- Replaced the second HVAC condenser in the CCPS Chemical Building. All condensers for this building have now been replaced.
- Ordered all Board-approved FY 2023 fleet vehicles.
- Office Master Plan is underway. Consultant will provide recommendations on the best use of existing spaces and vet a tool to be used to track and organize office assignments.
- HVAC Replacements of six large condensing units. Contract was awarded to B&I Construction at the September Board meeting. Staff anticipate one year to complete this task.
- Participated in the Agency preparation and response to Hurricane Ian.

Maintenance Planning & Reliability

The Maintenance Planning & Reliability team is responsible for overseeing the Agency's Asset Management System, including the MAXIMO software and the Renewal and Replacement Program. Highlights from the Maintenance Planning & Reliability team for the month include:

- Condition Assessments for the R&R Model. 50% of the data has been loaded into the Production MAXIMO system.
- New start center dashboards were pushed to Prod MAXIMO for Techs, Operators, Leads, Managers, Planner, and CMMS roles.
- EXMAXMobile. Began evaluating and working on the latest upgrade patch in the Dev system. The upgrade patch will enable condition assessment inspections (for R&R) to be done through EZMAXMobile.
- Created 2 new job plans and revised 6 existing job plans; created 1 new PM and modified 2 existing PM's.
- Responded to Hurricane Ian. Our team was assigned to ensure all FEMA paperwork was filled out correctly. We are still collecting paperwork and tracking repairs.

Operations & Maintenance

The Operations & Maintenance team is responsible for ensuring that the Agency's production assets are maintained and operated in a sustainable and resilient manner to fulfill the drinking water needs of the member governments. They provide continuous attention to the system, adjusting to changing conditions and in compliance with permit and environmental recovery constraints. Highlights from the Operations & Maintenance team for the month include:

- The Surface Water Treatment Plant production was 85 mgd until it was reduced during Hurricane Ian to 60 mgd. The system can produce water through gravity flow from the reservoir and has generator capacity to sustain that production should commercial power be lost. After the storm, the flow as restored to 85 mgd. The Desal Plant last produced water on June 16, 2022, and is in hot standby mode. Startup is predicted by the first of November.
- Filling the reservoir this season was later than expected but was accomplished prior to the goal of

October 1.
- The level in the regional reservoir at the end of the month was 135.90 feet, corresponding to 15.08 billion gallons of storage.

Safety Services

Safety Services is responsible for the agency Safety, Security and Emergency Management program. Highlights from Safety Services for the month include:

- Storm Season 2022 - the agency activated the Water Emergency Incident Command System in response to Hurricane Ian. The response began at a Level 3, while preliminary preparations were made. The response escalated to a Level 1 with the General Manager's emergency declaration on September 27, remaining through September 29th. The agency activation status is currently level 3 (recovery), while debris removal and minor repairs are in process. An after-action assessment will be completed after the last of the recovery tasks are completed.
- Emergency Response Two Way Radio Enhancement (Florida Fire Code 11.10) surveys are ongoing for all agency buildings. Installation at the Clearwater building has been initiated. Permits are pending.
- The Hazard Surveillance program is designed to assess areas of safety within agency facilities. Initial key performance indicators are centered around Fire and Life Safety. Assessments were suspended for Hurricane Ian preparation and response. The program will resume mid-October.
- Safety training transition to NeoGov Learn was completed ahead of schedule. Staff training on the new platform was completed on September 22nd. The product is fully launched. An assessment of the product and staff acclimation will be conducted March 2023.

TAMPA BAY WATER
Supplying Water To The Region

AGENDA ITEM F.2

DATE: October 3, 2022

TO: Board of Directors

FROM: Barrie Buenaventura, General Counsel

SUBJECT: Legal Services Activity Report for September 2022 - *Receive Report*

SUMMARY

The General Counsel Activity Report summarizes the major activities and work effort of the General Counsel and provides an update on the status of ongoing litigation and any other matters being handled by Special Counsel.

SUGGESTED ACTION

Receive and File.

COST/FUNDING SOURCE

Uniform Rate

DISCUSSION

The General Counsel provides legal services to the Board and agency staff and manages Special Counsel in their representation of Tampa Bay Water. During September 2022, the major activities and work effort for legal services included:

Board of Directors

- Attended the August Regular Board meeting and advance briefings with Board members.

Facilities and Property

- Reviewed documents for, and advised agency staff regarding, real estate matters including utility

conflicts, easements and other access rights for agency facilities, and requests from other parties.
- Working with staff on route selection and property acquisition matters for South Hillsborough County Pipeline; attended multiple meetings with pipeline team and staff.
- Continuing to evaluate potential remedies for parking garage collapse and working with staff to develop and assess alternative parking arrangements.
- Working with staff on short-term water supply proposal using Tampa Bay Water's existing test well; prepare draft term sheet.

Legislative and Administrative

- Reviewing draft bond documents for upcoming 2022 Series Bonds and coordinating with staff, bond counsel, and disclosoure counsel.

Contracts and Procurement

- Reviewed contracts and contract amendments for commodities, construction, grants and professional services.
- Advised staff on ongoing procurement matters and assisted with bid review and contract negotiation.

Coordination with Agency Management

- Participated in weekly meetings with the General Manager and Executive Team.

Litigation

Tampa Bay Water v. E.I. Dupont de Nemours and Company , et al. Case No. 2:20-cv-1867 RMG, United States District Court for the District of South Carolina, Charleston Division

Counsel: Frazer PLC, Napoli Shkolnik, PLLC, Ventura Law, and Frank Charles Miranda, P.A.

Issue: Complaint for damages pertaining to PFAS and related compounds including counts for strict liability, failure to warn, design defect, negligence, private nuisance, public nuisance, and fraudulent conveyance.

Status: Complaint filed May 14, 2020. Discovery ongoing. Order denying Defendants' Motion for Summary Judgment based on government contractor immunity defense entered September 16, 2022.

TAMPA BAY WATER
Supplying Water To The Region

AGENDA ITEM F.3

DATE: October 3, 2022

TO: Board of Directors

FROM: Barrie Buenaventura, General Counsel

SUBJECT: Legal Services Budget Report for September 2022 - *Receive Report*

SUMMARY

This item presents the status of the budget for the General Counsel and legal services for September 2022.

SUGGESTED ACTION

Receive and File.

COST/FUNDING SOURCE

Uniform Rate

DISCUSSION

As of September 30, 2022, with invoices received through eleven months of FY 2022, legal expenditures approved for payment totaled $351,052.44. All expenditures were associated with general operations activities and appropriately paid for from the Uniform Rate. Attached is a spreadsheet showing payments made to each law firm in September 2022.

Attachment (1)

GC Budget Chart - 2022-9-30

STATUS OF LEGAL BUDGET – FY 2022
AS OF SEPTEMBER 30, 2022

Law Firm	Tasks	PO Amount & PO Number	Monthly Expenditures	Expenditures to Date	Remaining PO Amount
Busack Law Firm	Real Property and Eminent Domain	$20,000 PO# 22-0141	$0	$0	$20,000.00
Conn & Buenaventura, P.A.	General Counsel Services (under contract 2021-049 in effect 5/1/2021-4/30/2023)	$237,000 PO# 22-0220	$18,146.39	$199,470.33	$37,529.67
Conn & Buenaventura, P.A.	Special Assignments Outside Scope of General Counsel Contract	$20,000 PO# 22-0140	$0	$0	$20,000.00
Dean Mead, P.A.	Legislative, Administrative Law, Environmental Law	$120,000 PO# 22-0138	$6,666.67	$80,855.77	$39,144.23
Gray Robinson, P.A.	Admin, Construction, Contracts, Civil Claims, Employment, Property, etc.	$80,000 PO# 22-0136	$697.50	$62,012.56	$17,987.44
Nabors, Giblin & Nickerson, P.A.	Admin, Construction, Contracts, Civil Claims, Property, etc.	$30,000 PO# 22-0134	$0	$8,713.78	$21,286.22
Stearns Weaver	Admin, Construction, Contracts, Civil Claims, Property, etc.	$20,000 PO# 22-0152	$0	$0	$20,000.00
TOTALS		**$527,000.00**	**$25,510.56**	**$351,052.44**	**$175,947.56**

Total Budget: $545,000 Allocated Funds: $527,000 Unallocated Funds: $18,000

TAMPA BAY WATER
Supplying Water To The Region

AGENDA ITEM F.4

DATE: October 3, 2022

TO: Board of Directors

THRU: Charles H. Carden, General Manager

FROM: Christina Sackett, Chief Financial Officer

SUBJECT: Disposition of Fixed Assets through August 2022 - *Receive Report*

SUMMARY

Attached is a list of fixed assets and minor equipment removed from service and approved by the General Manager for disposal in accordance with agency policy.

SUGGESTED ACTION

Receive and File.

COST/FUNDING SOURCE

N/A

DISCUSSION

Further explanation of the reasons for disposal of the equipment:

- The vehicles disposed no longer met agency needs and were replaced with newer units in accordance with Agency policy.
- The Fluke meters were disposed as these units no longer met agency needs.
- The workstation was disposed as it no longer met agency needs.

- The miscellaneous surplus computer equipment was disposed as it was obsolete and replaced with newer units.

Attachment (1)

Agenda Page_Asset Disposal List_OCT_22

TAMPA BAY WATER
SURPLUS ITEMS APPROVED FOR DISPOSITION BY THE GENERAL MANAGER
UNDER DELEGATION OF AUTHORITY FROM THE BOARD PER POLICY 650-08
MONTH OF AUGUST 2022

ASSET#	ASSET DESCRIPTION	SERIAL NUMBER	ACQ DATE	ACQ COST	ACCUM DEPR	BOOK VALUE	CLASS	ASSET TYPE
5931	1997 FORD 8000 8/YD DUMP (#019)	1FDYW82E7VVA01578	07/09/96	51,374.00	51,374.00	-	07	VEHICLES
8428	TEST METER, FLUKE DSP-4000 #5MF52	7527034 2 PCS	07/09/01	4,999.00	4,999.00	-	13	ELECTRONIC EQUIP.
9046	METER,FLUKE NETWORK TOOL TESTER	8253021	09/18/03	1,345.50	1,345.50	-	13	ELECTRONIC EQUIP.
9238	FIBER TEST ADAPTOR,FLUKE DSPFTA420S MM	8660019/8660023	09/30/04	3,314.00	3,314.00	-	13	ELECTRONIC EQUIP.
10001	WORKSTATION, A/V ROOM	Q18004_28914	06/28/07	6,375.35	6,375.35	-	08	FURNITURE
11456	2014 JEEP PATRIOT 4X4 (#475)	1C4NJRFB2ED924861	08/28/14	21,846.00	21,846.00	-	07	VEHICLES
11543	2015 CHEVROLET EQUINOX AWD (#506)	1GNFLEEK8FZ127552	05/07/15	20,734.00	20,734.00	-	07	VEHICLES
11701	2016 CHEVROLET EQUINOX AWD (#615)	2GNFLEEK6G6299026	04/28/16	21,862.00	21,862.00	-	07	VEHICLES
na	MISC SURPLUS COMPUTER EQUIPT	-	-	-	-	-		#N/A
	Total			131,849.85	131,849.85	-		

TAMPA BAY WATER
Supplying Water To The Region

AGENDA ITEM F.5

DATE: September 27, 2022

TO: Board of Directors

THRU: Charles H. Carden, General Manager

FROM: Christina Sackett, Chief Financial Officer

SUBJECT: Comprehensive Check List with Delegated Check Approval Items for August 2022 - *Receive Report*

SUMMARY

Attached is a list of all checks and wire transfers written for the month of August 2022. Additional information is provided for checks over $50,000 and for delegated approval items.

SUGGESTED ACTION

Receive and File.

COST/FUNDING SOURCE

N/A

DISCUSSION

The attached report lists all checks and wire transfers which have been written during the month of August 2022. To provide the Board additional information, a description is included for all delegated approval item payments. Delegated approval items were authorized by the General Manager under his delegated approval authority and are marked “Delegated Approval”.

Items with delegated approval are generally items such as payroll taxes, Florida Retirement System, utilities, and so forth, which are approved by the board in the budget process but for which there is not a

specific approved contract or agenda item.

By policy, the General Manager is authorized to approve all expenditures of $100,000 or less. All contractual obligations or purchase orders issued in excess of $100,000 are approved by the board through the contract approval, agenda approval, or budget approval processes. The comprehensive check list includes a description for all payments over $50,000 and identifies those items previously approved by the board with “Receive”.

Attachments (1)

2022 AUGUST REGISTER

TAMPA BAY WATER

CHECK REGISTER - AUG 2022

CHECK#	CHECK DATE	VENDOR NAME	CHECK AMOUNT	DESCRIPTION	APPROVE/RECEIVE
WIRE	08/01/2022	BOOKY OREN GLOBAL WATER TECHNOLOGIES LTD.	7,464.00		
WIRE	**08/03/2022**	**FLORIDA DIV OF RETIREMENT CASHIER**	**175,000.52**	**FEDERAL PAYROLL TAX DEPOSIT**	**DELEGATED APPROVAL**
626289	08/04/2022	ADVANCED ENVIRONMENTAL LABORATORIES, INC	895.00		
626290	08/04/2022	AIRGAS USA, LLC	19,241.05		
626291	08/04/2022	ALLIED UNIVERSAL CORPORATION	91,916.10	CHEMICAL - SODIUM HYDROXIDE	RECEIVE
626292	08/04/2022	ALLIED UNIVERSAL CORPORATION	87,853.53	CHEMICAL - SODIUM HYDROXIDE	RECEIVE
626293	08/04/2022	ALLIED UNIVERSAL CORPORATION	19,428.74		
626294	08/04/2022	AMERICAN EXPRESS TRAVEL RELATED SERVICES CO INC	44.58		
626295	08/04/2022	ARCADIS US INC.	7,084.68		
626296	08/04/2022	AUDIO VISUAL INNOVATIONS INC	3,086.42		
626297	08/04/2022	AUTOZONE PARTS, INC.	248.05		
626298	08/04/2022	BAYVIEW PUBLIC RELATIONS INC.	6,500.00		
626299	08/04/2022	BLACK & VEATCH CORPORATION	2,425.10		
626300	08/04/2022	BLACK & VEATCH CORPORATION	32,984.00		
626301	08/04/2022	BLACK & VEATCH CORPORATION	11,643.00		
626302	08/04/2022	BLACK & VEATCH CORPORATION	6,917.50		
626303	08/04/2022	BLACK & VEATCH CORPORATION	104,434.00	ENG SRV - INTEGRATED PROG MGMT ASSIGNMENT #10	RECEIVE
626304	08/04/2022	BLACK & VEATCH CORPORATION	6,221.00		
626305	08/04/2022	BLACK & VEATCH CORPORATION	9,700.00		
626306	08/04/2022	BROWN, AMELIA	468.30		
626307	08/04/2022	MCTEMPO INVESTMENT	72.00		
626308	08/04/2022	CARMEUSE LIME & STONE, INC.	6,774.30		
626309	08/04/2022	CDW LLC	913.17		
626310	**08/04/2022**	**CITY OF CLEARWATER UTILITIES**	**2,517.01**	**UTILITY PAYMENT**	**DELEGATED APPROVAL**
626311	08/04/2022	DEWBERRY ENGINEERS, INC	2,321.48		
626312	**08/04/2022**	**DUKE ENERGY CORPORATION**	**51,483.86**	**ELECTRIC BILL - WELL FIELDS AND PUMPING STATIONS**	**DELEGATED APPROVAL**
626313	08/04/2022	ELECTRIC GAS INDUSTRIES ASSOCIATION	29,850.01		
626314	08/04/2022	ELECTRICAL ENGINEERING ENTERPRISES INC	34,666.00		
626315	08/04/2022	ENVIRONMENTAL SCIENCE ASSOCIATES CORPORATION	15,281.68		
626316	08/04/2022	FEDERAL EXPRESS CORPORATION	59.53		
626317	08/04/2022	FLORIDA DEPT OF STATE	83.86		
626318	**08/04/2022**	**FRONTIER COMMUNICATIONS**	**241.15**	**UTILITY PAYMENT -COMMUMICATION**	**DELEGATED APPROVAL**
626319	08/04/2022	GOVERNMENTJOBS.COM, INC	15,502.92		
626320	08/04/2022	HACH COMPANY	315.75		
626321	08/04/2022	HAYS HOLDING CORPORATION	11,768.02		
626322	08/04/2022	HAZEN & SAWYER, P.C.	3,000.00		
626323	08/04/2022	HAZEN & SAWYER, P.C.	9,609.00		
626324	08/04/2022	HAZEN & SAWYER, P.C.	17,759.90		

TAMPA BAY WATER

CHECK REGISTER - AUG 2022

CHECK#	CHECK DATE	VENDOR NAME	CHECK AMOUNT	DESCRIPTION	APPROVE/RECEIVE
626325	08/04/2022	HILLSBOROUGH COUNTY	46,659.08		
626326	08/04/2022	MATHESON TRI-GAS INC.	2,155.19		
626327	08/04/2022	MILLER BUILDING & REPAIR SERVICES, INC.	735.00		
626328	08/04/2022	PIPER FIRE PROTECTION, INC.	125.00		
626329	08/04/2022	DONALD J POLMANN	6,250.00		
626330	08/04/2022	POLYDYNE INC	63,756.00	CHEMICAL - COAGULATION AID POLYMER	RECEIVE
626331	08/04/2022	PVS TECHNOLOGIES, INC.	7,035.53		
626332	08/04/2022	RYMAN ROOFING INC.	11,325.00		
626333	08/04/2022	SOUTHEAST DRILLING SERVICES INC	2,100.00		
626334	08/04/2022	TAMPA ARMATURE WORKS INC	7,413.05		
626335	**08/04/2022**	**TAMPA ELECTRIC CO**	**454,960.04**	**ELECTRIC BILL - WELL FIELDS AND PUMPING STATIONS**	**DELEGATED APPROVAL**
626336	**08/04/2022**	**TAMPA ELECTRIC CO**	**4,127.34**	**ELECTRIC BILL - WELL FIELDS AND PUMPING STATIONS**	**DELEGATED APPROVAL**
626337	08/04/2022	TANNER INDUSTRIES, INC.	3,720.18		
626338	08/04/2022	MAINZER MANAGEMENT INC	180.00		
626339	08/04/2022	TRANE US INC	2,274.46		
626340	08/04/2022	UNIVERSITY OF FLORIDA	60,585.00	DEMAND MANAGEMENT SRV	RECEIVE
626341	**08/04/2022**	**VERIZON WIRELESS COMMUNICATIONS LLC**	**11,864.94**	**UTILITY PAYMENT -COMMUMICATION**	**DELEGATED APPROVAL**
626342	**08/04/2022**	**VERIZON WIRELESS COMMUNICATIONS LLC**	**3,083.84**	**UTILITY PAYMENT -COMMUMICATION**	**DELEGATED APPROVAL**
626343	**08/04/2022**	**VERIZON WIRELESS COMMUNICATIONS LLC**	**2,167.16**	**UTILITY PAYMENT -COMMUMICATION**	**DELEGATED APPROVAL**
626344	08/04/2022	WASTE MANAGEMENT INC. OF FLORIDA	894.87		
626345	08/04/2022	WOOD ENVIRONMENT & INFRASTRUCTURE SOLUTIONS, INC	6,901.50		
626346	08/04/2022	WSP USA INC	12,555.00		
626347	08/11/2022	A J LANDSCAPING LLC	10,003.36		
626348	08/11/2022	AMERICAN FAMILY LIFE ASSURANCE COMPANY OF COLUMBUS	1,271.20		
626349	08/11/2022	AIR CENTERS OF FLORIDA, INC.	3,540.52		
626350	08/11/2022	AIRGAS USA, LLC	15,611.49		
626351	08/11/2022	AIRGAS SOUTH, INC.	37.69		
626352	08/11/2022	ALLIED ELECTRONICS INC	549.55		
626353	08/11/2022	UNIVERSAL PROTECTION SERVICE LP	86,239.25	SECURITY SRVS 7/1-7/28/22	RECEIVE
626354	08/11/2022	ALLIED UNIVERSAL CORPORATION	56,859.70	CHEMICAL - SODIUM HYDROXIDE	RECEIVE
626355	08/11/2022	J.C. EHRLICH CO.	378.95		
626356	08/11/2022	AMERICAN FACILITY SERVICES, INC.	2,399.97		
626357	08/11/2022	APPLIED ECOLOGY, INC	1,507.73		
626358	08/11/2022	AUDIO VISUAL INNOVATIONS INC	1,250.25		
626359	08/11/2022	AVI INTEGRATORS INC	1,511.43		
626360	**08/11/2022**	**BRIGHT HOUSE NETWORKS LLC**	**4,451.56**	**UTILITIES - INTERNET**	**DELEGATED APPROVAL**
626361	08/11/2022	CDW LLC	4,142.16		
626362	08/11/2022	CHANDLER ASSET MANAGEMENT, INC.	5,715.16		

TAMPA BAY WATER

CHECK REGISTER - AUG 2022

CHECK#	CHECK DATE	VENDOR NAME	CHECK AMOUNT	DESCRIPTION	APPROVE/RECEIVE
626363	08/11/2022	CONN & BUENAVENTURA, P.A.	18,069.48		
626364	08/11/2022	CUMBEY & FAIR, INC.	15,120.00		
626365	**08/11/2022**	**DUKE ENERGY CORPORATION**	**26,433.33**	**ELECTRIC BILL - WELL FIELDS AND PUMPING STATIONS**	**DELEGATED APPROVAL**
626366	08/11/2022	DUNEDIN DOCUMENT DELIVERY LLC	952.00		
626367	08/11/2022	ECHOSAT, INC.	35.94		
626368	08/11/2022	ENVIRONMENTAL SCIENCE ASSOCIATES CORPORATION	27,011.62		
626369	08/11/2022	EYEMED VISION CARE	1,239.53		
626370	**08/11/2022**	**FRONTIER COMMUNICATIONS**	**166.69**	**UTILITY PAYMENT -COMMUMICATION**	**DELEGATED APPROVAL**
626371	**08/11/2022**	**FRONTIER COMMUNICATIONS**	**120.98**	**UTILITY PAYMENT -COMMUMICATION**	**DELEGATED APPROVAL**
626372	**08/11/2022**	**FRONTIER COMMUNICATIONS**	**137.65**	**UTILITY PAYMENT -COMMUMICATION**	**DELEGATED APPROVAL**
626373	08/11/2022	GEOPOINT SURVEYING, INC.	17,665.44		
626374	08/11/2022	SIEMENS INDUSTRY, INC.	1,274.74		
626375	08/11/2022	JOHN H GRANGER MAINTENANCE & CONSTRUCTION, INC.	17,904.00		
626376	08/11/2022	HACH COMPANY	1,617.51		
626377	08/11/2022	HAYS HOLDING CORPORATION	10,800.11		
626378	08/11/2022	HERC RENTALS, INC.	1,720.00		
626379	08/11/2022	HSW CONSULTING LLC	2,268.35		
626380	08/11/2022	MILLER BUILDING & REPAIR SERVICES, INC.	4,650.00		
626381	08/11/2022	MUTUAL OF OMAHA COMPANY	8,425.16		
626382	08/11/2022	ODYSSEY MANUFACTURING COMPANY	20,512.80		
626383	08/11/2022	OFFICE DEPOT	5,216.26		
626384	08/11/2022	PAFF TREE SERVICE, LLC	1,978.00		
626385	08/11/2022	PIPER FIRE PROTECTION, INC.	3,961.41		
626386	08/11/2022	DONALD J POLMANN	6,250.00		
626387	08/11/2022	PUBLIC FINANCIAL MGMT., INC. (PFM)	1,333.33		
626388	08/11/2022	RICOH USA, INC.	660.06		
626389	08/11/2022	RING POWER CORPORATION	3,333.05		
626390	08/11/2022	S & C JANITORIAL, INC	5,116.24		
626391	08/11/2022	MICHAEL SCHRANTZ	125.00		
626392	08/11/2022	SHI INTERNATIONAL CORP	13,100.00		
626393	08/11/2022	STANDARD INSURANCE CO	11,231.08		
626394	08/11/2022	STANTEC CONSULTING SERVICES, INC.	167,266.32	SHC SUPPLY EXPANSION PIPELINE B ENG PROJ	RECEIVE
626395	**08/11/2022**	**STATE OF FLORIDA DISBURSEMENT UNIT**	**82.82**	**CHILD SUPPORT**	**DELEGATED APPROVAL**
626396	**08/11/2022**	**STATE OF FLORIDA DISBURSEMENT UNIT**	**152.77**	**CHILD SUPPORT**	**DELEGATED APPROVAL**
626397	**08/11/2022**	**STATE OF FLORIDA DISBURSEMENT UNIT**	**466.79**	**CHILD SUPPORT**	**DELEGATED APPROVAL**
626398	**08/11/2022**	**CITY OF TAMPA OFFICES**	**12.50**	**UTILITY PAYMENT**	**DELEGATED APPROVAL**
626399	**08/11/2022**	**TAMPA ELECTRIC CO**	**148,970.84**	**ELECTRIC BILL - WELL FIELDS AND PUMPING STATIONS**	**DELEGATED APPROVAL**
626400	**08/11/2022**	**TAMPA ELECTRIC CO**	**459.07**	**ELECTRIC BILL - WELL FIELDS AND PUMPING STATIONS**	**DELEGATED APPROVAL**

TAMPA BAY WATER

CHECK REGISTER - AUG 2022

CHECK#	CHECK DATE	VENDOR NAME	CHECK AMOUNT	DESCRIPTION	APPROVE/RECEIVE
626401	08/11/2022	TANNER INDUSTRIES, INC.	6,778.22		
626402	08/11/2022	TIMES PUBLISHING CO	541.00		
626403	08/11/2022	TRANE US INC	1,472.50		
626404	08/11/2022	UNIFIRST CORPORATION	426.44		
626405	08/11/2022	VANASSE HANGEN BRUSTLIN INC	1,905.00		
626406	**08/11/2022**	**VERIZON CONNECT NWF, INC.**	**245.90**	**UTILITY PAYMENT -COMMUMICATION**	**DELEGATED APPROVAL**
626407	**08/11/2022**	**VERIZON WIRELESS COMMUNICATIONS LLC**	**15,107.18**	**UTILITY PAYMENT -COMMUMICATION**	**DELEGATED APPROVAL**
626408	**08/11/2022**	**VERIZON WIRELESS COMMUNICATIONS LLC**	**10.80**	**UTILITY PAYMENT -COMMUMICATION**	**DELEGATED APPROVAL**
626409	**08/11/2022**	**VERIZON WIRELESS COMMUNICATIONS LLC**	**2,488.11**	**UTILITY PAYMENT -COMMUMICATION**	**DELEGATED APPROVAL**
626410	08/11/2022	W W GRAINGER INC	842.20		
626411	08/11/2022	WADE-TRIM INC	280,893.98	SHC SUPPLY EXPANSION ENG PROJ	RECEIVE
626412	08/11/2022	WASTE MANAGEMENT INC. OF FLORIDA	1,580.56		
626413	08/11/2022	WASTEQUIP MANUFACTURING COMPANY LLC	7,736.00		
626414	08/11/2022	WATER TREATMENT & CONTROLS CO	90,936.89	SHC SUPPLY EXPANSION PIPELINE PROJ	RECEIVE
626415	**08/11/2022**	**WITHLACOOCHEE RIVER ELECTRIC**	**105,655.74**	**ELECTRIC BILL - WELL FIELDS AND PUMPING STATIONS**	**DELEGATED APPROVAL**
626416	08/11/2022	WRIGHT EXPRESS CORPORATION	14,625.52		
626417	08/11/2022	WSP USA INC	2,112.50		
WIRE	**08/12/2022**	**INTERNAL REVENUE SERVICE**	**119,240.79**	**FEDERAL PAYROLL TAX DEPOSIT**	**DELEGATED APPROVAL**
WIRE	**08/12/2022**	**INTERNAL REVENUE SERVICE**	**2,958.66**	**FEDERAL PAYROLL TAX DEPOSIT**	**DELEGATED APPROVAL**
WIRE	08/15/2022	BOOKY OREN GLOBAL WATER TECHNOLOGIES LTD.	7,464.00		
626418	08/18/2022	ADVANCED ENVIRONMENTAL LABORATORIES, INC	440.00		
626419	08/18/2022	AIRGAS USA, LLC	23,281.16		
626420	08/18/2022	ALLIED UNIVERSAL CORPORATION	67,910.50	CHEMICAL - SODIUM HYDROXIDE	RECEIVE
626421	08/18/2022	ALLIED UNIVERSAL CORPORATION	0.00		
626422	08/18/2022	AMERICAN WATER ACCIONA AGUA LLC	613,247.49	DESAL O&M - JUNE	RECEIVE
626423	08/18/2022	ANIXTER, INC.	357.46		
626424	08/18/2022	ARDURRA GROUP, INC	9,290.90		
626425	08/18/2022	ATKINS NORTH AMERICA, INC.	5,532.00		
626426	08/18/2022	BIG SEA, INC.	8,900.00		
626427	08/18/2022	BLACK & VEATCH CORPORATION	29,456.50		
626428	08/18/2022	BLACK & VEATCH CORPORATION	123,964.75	INTEGRATED PROGAM MANAGEMENT ASSIGNMENT 10 ENG P	RECEIVE
626429	08/18/2022	BLACK & VEATCH CORPORATION	8,922.00		
626430	08/18/2022	BLACK & VEATCH CORPORATION	2,593.75		
626431	08/18/2022	BLACK & VEATCH CORPORATION	4,699.00		
626432	08/18/2022	BLACK & VEATCH CORPORATION	15,114.25		
626433	08/18/2022	CARMEUSE LIME & STONE, INC.	69,826.16	CHEMICAL - QUICKLIME	RECEIVE
626434	08/18/2022	CASEWARE INTERNATIONAL INC.	13,025.00		
626435	08/18/2022	CROSS PEST CONTROL OF TAMPA INC	537.00		

TAMPA BAY WATER

CHECK REGISTER - AUG 2022

CHECK#	CHECK DATE	VENDOR NAME	CHECK AMOUNT	DESCRIPTION	APPROVE/RECEIVE
626436	08/18/2022	DATABANK HOLDINGS LTD	2,854.00		
626437	08/18/2022	DIGITAL AERIAL SOLUTIONS, LLC	80,038.27	DIGITAL AERIAL PHOTOGRAPHY	RECEIVE
626438	08/18/2022	THE DOOR WHISPERER LLC	3,443.00		
626439	08/18/2022	ELECTRIC GAS INDUSTRIES ASSOCIATION	36,372.68		
626440	08/18/2022	ENVIRONMENTAL SCIENCE ASSOCIATES CORPORATION	56,808.02	WATER ASSESS TBC, LITHIA & ALAFIASAMPLING,MAINT/INSPE	RECEIVE
626441	08/18/2022	FEDERAL EXPRESS CORPORATION	61.09		
626442	08/18/2022	FISHER SCIENTIFIC COMPANY LLC	200.31		
626443	08/18/2022	HACH COMPANY	4,520.81		
626444	08/18/2022	HAWKINS, INC.	2,200.90		
626445	08/18/2022	HAYS HOLDING CORPORATION	0.00		
626446	08/18/2022	HAZEN & SAWYER, P.C.	12,567.00		
626447	**08/18/2022**	**HILLSBOROUGH COUNTY**	**18.05**	**UTILITY PAYMENT**	**DELEGATED APPROVAL**
626448	08/18/2022	INTERA, INC.	12,985.00		
626449	08/18/2022	KEEP TAMPA BAY BEAUTIFUL INC.	10,000.00		
626450	08/18/2022	KEMIRA WATER SOLUTIONS, INC.	74,820.01	CHEMICAL - FERRIC SULFATE	RECEIVE
626451	08/18/2022	KEMIRA WATER SOLUTIONS, INC.	73,295.25	CHEMICAL - FERRIC SULFATE	RECEIVE
626452	08/18/2022	KEMIRA WATER SOLUTIONS, INC.	25,715.53		
626453	08/18/2022	LIQUIDITY SERVICES OPERATIONS LLC	25.37		
626454	08/18/2022	MATHESON TRI-GAS INC.	32,811.72		
626455	08/18/2022	MATHESON TRI-GAS INC.	12,765.93		
626456	08/18/2022	MCKIM & CREED PA	4,260.00		
626457	08/18/2022	METZGER & WILLARD INC	1,652.50		
626458	08/18/2022	BRANDON MOORE	244.77		
626459	08/18/2022	NEW DIRECTIONS BEHAVIORAL HEALTH LLC	1,377.50		
626460	08/18/2022	ODYSSEY MANUFACTURING COMPANY	4,794.50		
626461	08/18/2022	OSTI, INC.	1,902.00		
626462	08/18/2022	PALMA CEIA LOCK & KEY, INC.	510.00		
626463	08/18/2022	PASCO COUNTY OFFICES	25,774.44		
626464	08/18/2022	PERSONNEL SOLUTIONS PLUS LLC	438.90		
626465	08/18/2022	PINELLAS COUNTY BOARD OF COUNTY COMMISSIONERS	42,058.45		
626466	08/18/2022	PIPER FIRE PROTECTION, INC.	77.00		
626467	08/18/2022	PRITCHETT STEINBECK GROUP, INC.	11,247.20		
626468	08/18/2022	PROGRESSIVE WATER RESOURCES	320.00		
626469	08/18/2022	RICK RICHARDS, INC.	4,550.00		
626470	08/18/2022	ALBERT E ROLLER	23,007.50		
626471	08/18/2022	RYMAN ROOFING INC.	2,500.00		
626472	08/18/2022	CHRISTINA SACKETT	207.23		
626473	08/18/2022	KIM SISCO	389.25		

TAMPA BAY WATER

CHECK REGISTER - AUG 2022

CHECK#	CHECK DATE	VENDOR NAME	CHECK AMOUNT	DESCRIPTION	APPROVE/RECEIVE
626474	08/18/2022	SMITH INDUSTRIES INC	4,012.19		
626475	08/18/2022	SOUTHEASTERN FREIGHT LINES INC	270.47		
626476	08/18/2022	SULPHURIC ACID TRADING CO. INC	82,718.49	CHEMICAL - SULFURIC ACID	RECEIVE
626477	08/18/2022	TAMCO ELECTRIC INC	15,257.33		
626478	08/18/2022	TAMPA BAY AIR CONDITIONING INC	12,000.00		
626479	**08/18/2022**	**TAMPA ELECTRIC CO**	**7,429.41**	**ELECTRIC BILL - WELL FIELDS AND PUMPING STATIONS**	**DELEGATED APPROVAL**
626480	08/18/2022	TANNER INDUSTRIES, INC.	6,601.60		
626481	08/18/2022	MAINZER MANAGEMENT INC	360.00		
626482	08/18/2022	THYSSENKRUPP ELEVATOR	1,137.81		
626483	08/18/2022	TRANE US INC	2,474.27		
626484	08/18/2022	TRINOVA INC.	2,230.00		
626485	08/18/2022	UNIFIRST CORPORATION	10.80		
626486	08/18/2022	VANASSE HANGEN BRUSTLIN INC	7,000.00		
626487	08/18/2022	VEOLIA WATER NORTH AMERICA	581,968.30	SWTP O&M - JUNE	RECEIVE
626488	**08/18/2022**	**VERIZON FLORIDA INC**	**32,303.77**	**UTILITY PAYMENT -COMMUMICATION**	**DELEGATED APPROVAL**
626489	08/18/2022	W W GRAINGER INC	1,086.40		
626490	08/18/2022	WATER & AIR RESEARCH, INC.	28,639.86		
626491	08/18/2022	WATER TREATMENT & CONTROLS CO	2,257.02		
626492	08/18/2022	WISE CONSULTING GROUP	15,309.00		
626493	**08/18/2022**	**WITHLACOOCHEE RIVER ELECTRIC**	**24,861.16**	**ELECTRIC BILL - WELL FIELDS AND PUMPING STATIONS**	**DELEGATED APPROVAL**
626494	08/18/2022	ZAEPLEX LEGAL REPORTS INC	0.00		
626495	08/25/2022	ADVANCED ENVIRONMENTAL LABORATORIES, INC	1,618.00		
626496	08/25/2022	AIRGAS USA, LLC	4,996.12		
626497	08/25/2022	AIRGAS SOUTH, INC.	295.71		
626498	08/25/2022	ARCHER WESTERN CONSTRUCTION LLC	88,540.00	CYPRESS BRG WF IMPROVEMENTS PROJ	RECEIVE
626499	08/25/2022	ARROYO PROCESS EQUIPMENT INC	3,034.00		
626500	**08/25/2022**	**AT&T MOBILITY II, LLC**	**36.24**	**UTILITY PAYMENT -COMMUMICATION**	**DELEGATED APPROVAL**
626501	08/25/2022	AUDIO VISUAL INNOVATIONS INC	339.51		
626502	08/25/2022	AUTOZONE PARTS, INC.	241.57		
626503	08/25/2022	AVI INTEGRATORS INC	105.00		
626504	08/25/2022	BLACK & VEATCH CORPORATION	37,885.20		
626505	08/25/2022	BLACK & VEATCH CORPORATION	291,466.70	DESAL EXPANSION FEASIBILITY PRO & ELDRIDGE WILDE WF I	RECEIVE
626506	**08/25/2022**	**BRIGHT HOUSE NETWORKS LLC**	**1,083.09**	**UTILITIES - INTERNET**	**DELEGATED APPROVAL**
626507	08/25/2022	MCTEMPO INVESTMENT	72.00		
626508	08/25/2022	CAROLLO ENGINEERS INC	1,658.75		
626509	08/25/2022	CDM SMITH INC	46,340.78		
626510	08/25/2022	CDW LLC	2,480.00		
626511	08/25/2022	CINTAS CORPORATION	280.89		

TAMPA BAY WATER

CHECK REGISTER - AUG 2022

CHECK#	CHECK DATE	VENDOR NAME	CHECK AMOUNT	DESCRIPTION	APPROVE/RECEIVE
626512	08/25/2022	CORCORAN & ASSOCIATES, INC.	11,500.00		
626513	08/25/2022	CROSS PEST CONTROL OF TAMPA INC	150.00		
626514	08/25/2022	CUMBEY & FAIR, INC.	16,800.00		
626515	08/25/2022	WILEY E DAVIS	405.25		
626516	08/25/2022	DEWBERRY ENGINEERS, INC	2,296.88		
626517	08/25/2022	DI'MOND ELECTRIC CORP	201.54		
626518	08/25/2022	ELECTRICAL ENGINEERING ENTERPRISES INC	7,370.50		
626519	08/25/2022	EMPLOYEE BENEFITS CORPORATION	126.00		
626520	08/25/2022	EMPLOYEE BENEFITS CORPORATION	90.09		
626521	08/25/2022	FEDERAL EXPRESS CORPORATION	201.01		
626522	08/25/2022	FISHER SCIENTIFIC COMPANY LLC	162.26		
626523	08/25/2022	BLUE CROSS BLUE SHIELD OF FLORIDA	248,816.86	PPO/HMO MONTH PREM MILLER AND NOTHSTEIN - SEPT 2022	RECEIVE
626524	08/25/2022	FLORIDA DEPT OF MANAGEMENT SERVICES	21,774.81		
626525	**08/25/2022**	**FRONTIER COMMUNICATIONS**	**125.98**	**UTILITY PAYMENT -COMMUMICATION**	**DELEGATED APPROVAL**
626526	**08/25/2022**	**FRONTIER COMMUNICATIONS**	**140.98**	**UTILITY PAYMENT -COMMUMICATION**	**DELEGATED APPROVAL**
626527	08/25/2022	GEOGRAPHIC INFORMATION SERVICES, INC.	9,425.86		
626528	08/25/2022	GRAY ROBINSON, P.A.	16,345.75		
626529	08/25/2022	HAYS HOLDING CORPORATION	10,054.96		
626530	08/25/2022	HAZEN & SAWYER, P.C.	3,615.50		
626531	**08/25/2022**	**HILLSBOROUGH COUNTY**	**16.50**	**UTILITY PAYMENT**	**DELEGATED APPROVAL**
626532	08/25/2022	HSW CONSULTING LLC	17,010.00		
626533	08/25/2022	TENCARVA MACHINERY COMPANY	2,192.00		
626534	08/25/2022	INFOARMOR, INC.	334.80		
626535	08/25/2022	KONECRANES INC	2,340.00		
626536	08/25/2022	MGT OF AMERICA CONSULTING, LLC	400.00		
626537	08/25/2022	NABORS, GIBLIN, & NICKERSON P.A.	4,873.78		
626538	08/25/2022	NETWRIX CORPORATION	6,432.61		
626539	08/25/2022	NSLCD LLC	5,853.17		
626540	08/25/2022	ODYSSEY MANUFACTURING COMPANY	49,592.20		
626541	08/25/2022	ODYSSEY MANUFACTURING COMPANY	26,836.60		
626542	08/25/2022	ROBERT PARRISH	288.00		
626543	08/25/2022	PERSONNEL SOLUTIONS PLUS LLC	438.90		
626544	08/25/2022	POLYDYNE INC	21,252.00		
626545	08/25/2022	RICOH USA, INC.	2,890.80		
626546	08/25/2022	RING POWER CORPORATION	4,892.49		
626547	08/25/2022	RING POWER CORPORATION	898.80		
626548	08/25/2022	SHI INTERNATIONAL CORP	48,913.04		
626549	08/25/2022	STANDARD INSURANCE CO	11,642.24		

TAMPA BAY WATER

CHECK REGISTER - AUG 2022

CHECK#	CHECK DATE	VENDOR NAME	CHECK AMOUNT	DESCRIPTION	APPROVE/RECEIVE
626550	08/25/2022	STANTEC CONSULTING SERVICES, INC.	86,933.32	MORRIS BRG WF INPROEMENTS PROJ	RECEIVE
626551	08/25/2022	STANTEC CONSULTING SERVICES, INC.	121,927.34	SHC SUPPLY EXPANSION PIPELINE B PROJ	RECEIVE
626552	08/25/2022	STANTEC CONSULTING SERVICES, INC.	5,760.00		
626553	**08/25/2022**	**STATE OF FLORIDA DISBURSEMENT UNIT**	**82.82**	**CHILD SUPPORT**	**DELEGATED APPROVAL**
626554	**08/25/2022**	**STATE OF FLORIDA DISBURSEMENT UNIT**	**152.77**	**CHILD SUPPORT**	**DELEGATED APPROVAL**
626555	**08/25/2022**	**STATE OF FLORIDA DISBURSEMENT UNIT**	**466.79**	**CHILD SUPPORT**	**DELEGATED APPROVAL**
626556	08/25/2022	SUNSHINE STATE ONE CALL OF FLORIDA INC	710.76		
626557	08/25/2022	KEITH SURRATT	125.00		
626558	**08/25/2022**	**TAMPA ELECTRIC CO**	**161,710.95**	**ELECTRIC BILL - WELL FIELDS AND PUMPING STATIONS**	**DELEGATED APPROVAL**
626559	08/25/2022	SYLINT GROUP INC	6,600.00		
626560	08/25/2022	TRANE US INC	4,919.70		
626561	08/25/2022	UNIFIRST CORPORATION	261.56		
626562	08/25/2022	VENATORE, LLC	6,384.00		
626563	08/25/2022	W W GRAINGER INC	51.30		
626564	08/25/2022	WADE-TRIM INC	309,514.94	SHC SUPPLY EXPANSION PROJ	RECEIVE
626565	08/25/2022	WATERFORD TECHNOLOGIES, INC.	15,451.00		
626566	**08/25/2022**	**WITHLACOOCHEE RIVER ELECTRIC**	**1,288.25**	**ELECTRIC BILL - WELL FIELDS AND PUMPING STATIONS**	**DELEGATED APPROVAL**
626567	08/25/2022	WOOD ENVIRONMENT & INFRASTRUCTURE SOLUTIONS, INC	2,630.50		
626568	08/25/2022	ZAEPLEX LEGAL REPORTS INC	2,190.73		
WIRE	**08/26/2022**	**INTERNAL REVENUE SERVICE**	**122,880.74**	**FEDERAL PAYROLL TAX DEPOSIT**	**DELEGATED APPROVAL**
286 CHECKS			7,190,034.39		

TAMPA BAY WATER
Supplying Water To The Region

AGENDA ITEM F.6

DATE: September 29, 2022

TO: Board of Directors

THRU: Charles H. Carden, General Manager

FROM: Christina Sackett, Chief Financial Officer

SUBJECT: Potential True Up of Fixed Costs between Member Governments for August 2022 - *Receive Report*

SUMMARY

The attached report is the true up of fixed costs between Member Governments as of August 31, 2022.

SUGGESTED ACTION

Receive and File.

COST/FUNDING SOURCE

N/A

DISCUSSION

To assist our Members in their planning and budgeting, we present a monthly schedule that shows the projected true-up adjustment due each September based on the water production to date for the current fiscal year. This is done to ensure that each member is aware of the up-coming true-up billing and that the member government will have time to take appropriate planning measures for the September 2022 year end closeout.

Each member is billed for fixed charges through the year based upon their respective pro-rata share of

the prior year's production.

BACKGROUND

As required by the Master Water Supply Contract, each member's actual contributions are adjusted at year-end to the current year's budgeted fixed costs, based upon their pro-rata portion of current year production. This adjustment is called the true-up. This true-up adjustment results in potential amounts due to/from each member with no net revenue impact to the agency. It is calculated at the conclusion of each fiscal year, resulting in a potential invoice or credit to each member in October of each year.

Attachments (1)

Potential True Up as of 8-31-22

POTENTIAL TRUE UP FOR FY 2022 AS OF 8/31/2022

Monthly Demand

MONTH-YEAR	ST PETE	PINELLAS	TAMPA (Morris Br)	HILLSBOROUGH	PASCO	NEW PORT RICHEY	TOTALS	
Oct-21	835.40	1,578.59	-	2,374.24	1,084.42	93.25	5,965.90	
Nov-21	782.79	1,413.32	-	2,123.28	950.72	84.68	5,354.79	
Dec-21	836.80	1,499.58	-	2,259.17	1,016.29	88.02	5,699.86	
Jan-22	824.68	1,484.25	-	2,214.27	971.64	87.01	5,581.85	
Feb-22	763.12	1,394.77	-	2,063.46	926.97	81.47	5,229.79	
Mar-22	860.40	1,582.70	-	2,313.48	1,048.85	88.69	5,894.12	
Apr-22	840.20	1,537.16	-	2,313.11	1,052.34	89.46	5,832.27	
May-22	900.08	1,622.60	-	2,458.90	1,178.12	96.85	6,256.55	
Jun-22	845.10	1,539.51	-	2,223.80	1,054.09	98.83	5,761.33	
Jul-22	886.47	1,504.94	126.59	2,235.69	1,016.85	90.78	5,861.32	
Aug-22	911.67	1,502.12	145.10	2,329.74	1,039.92	89.69	6,018.24	
Sep-22							-	
FY 21 FYE	9,781.96	18,034.74	12.97	26,087.41	12,364.79	1,164.84	67,446.71	184.79 MGD
FY 22 YTD	9,286.71	16,659.54	271.69	24,909.14	11,340.21	988.73	63,456.02	189.42 MGD
+ / -	(495.25)	(1,375.20)	258.72	(1,178.27)	(1,024.58)	(176.11)	(3,990.69)	4.64 MGD

FY22 YTD MGD	27.72	49.73	0.81	74.36	33.85	2.95	189.42
% of YTD	14.63%	26.25%	0.43%	39.25%	17.87%	1.56%	100.00%
FY 21 MGD	26.80	49.41	0.04	71.47	33.88	3.19	184.79
% of FY 21	14.50%	26.74%	0.02%	38.68%	18.33%	1.73%	100.00%
Fixed billed FY22	$ 21,834,426.13	$ 40,255,551.88	$ 28,950.49	$ 58,230,009.79	$ 27,599,590.87	$ 2,600,052.85	$ 150,548,582.00
Actual fixed based on % of ytd	$ 22,032,598.67	$ 39,524,541.94	$ 644,580.99	$ 59,096,610.63	$ 26,904,500.71	$ 2,345,749.06	$ 150,548,582.00
Potential True-up	$ 198,172.54	$ (731,009.94)	$ 615,630.50	$ 866,600.84	$ (695,090.16)	(254,303.79)	(0.00)

TAMPA BAY WATER
Supplying Water To The Region

AGENDA ITEM F.7

DATE: September 29, 2022

TO: Board of Directors

THRU: Charles H. Carden, General Manager

FROM: Christina Sackett, Chief Financial Officer

SUBJECT: Financial Statement - August 2022 - *Receive Report*

SUMMARY

The attached Statement of Revenues and Expenditures summarizes the Agency's uniform rate basis financial activity for August 2022.

SUGGESTED ACTION

Receive and File.

COST/FUNDING SOURCE

N/A

DISCUSSION

Financial Statement - Summary of Major Points: The agency lags in actual expenditures for the Professional Services category due primarily to the normal nature of the billing and review process which takes typically 60 to 90 days. This is adjusted at year end to reflect all actual activity. Electricity and Water Treatment Chemicals appear low because the budgeted amount is spread evenly over the year, but the use of electricity and chemicals are more seasonal.

Revenues – Operating income consists of water sales (fixed and variable components), sales from the Tampa Bypass Canal to the City of Tampa, and the board-approved balance carried forward from the

previous year through the Rate Stabilization Fund. Other Income consists routinely of interest income received from investments.

Expenditures - Throughout the year, actual expenditures normally lag behind budgeted expenditures by at least one to two months. This is due to the fact that vendor bills and the subsequent payment of those bills generally lag behind the actual performance of the services by 30 to 45 days and the budgeted expenses are distributed evenly across the 12 months of the fiscal year.

When the fiscal year end approaches, the books are held open to allow for all the appropriate activity to be accounted for and shown in the appropriate fiscal year. Variable rate expenditures will have seasonal peaks as the agency enters the dry season and begins to use the costlier supply sources.

The “Encumbrance” balance shown on the bottom of the financial statements represents the amount of open purchase orders (committed funds and blanket purchase orders) as of the end of the month, including purchase orders carried forward from the previous year. Although the encumbrance is presented for informational purposes, it gives a projected contractual commitment against current year funds. There are many purchase orders established at the beginning of the year that will be spent through the year and monthly revenue will be collected through the year to offset that expense.

Rate revenue is shown as being earned in level monthly increments and only catches up to the expenditures at year end. Significant encumbrances include Water Treatment Chemicals, Power, Professional Services and Water for Resale. Professional service tasks frequently carry over beyond the end of a fiscal year, in which case the applicable open purchase orders and the associated budget dollars are carried into the next fiscal year to allow for completion of those tasks as mentioned above.

Attachment (1)

Financial Statements August 2022

TAMPA BAY WATER
UNIFORM RATE BASIS
Statement of Revenues and Expenditures
August 31, 2022

	Current Month Actual	Current Month Budget	Percent of Budget	$ Variance	Year to Date Actual	Year to Date Budget	Percent of Budget	$ Variance
OPERATING REVENUE:								
Operating Grant - SWFWMD	62,259	0	0.00%	62,259	121,510	0	0.00%	121,510
Water Sales - Fixed	12,545,715	12,545,715	100.00%	0	138,002,867	138,002,867	100.00%	0
Water Sales - Variable	4,958,528	2,440,229	203.20%	2,518,300	26,486,543	26,842,514	98.67%	-355,971
Water Sales - Other	3,500	3,500	100.00%	0	49,118	38,500	127.58%	10,618
Water Sales - Tampa By-Pass Canal	0	32,667	0.00%	-32,667	125,328	359,333	0.00%	-234,005
Rate Stabilization (Note 1)	359,413	359,413	100.00%	0	21,215,369	3,953,540	536.62%	17,261,829
Total Operating Revenue	17,929,415	15,381,523	116.56%	2,547,892	186,000,735	169,196,754	109.93%	16,803,981
OPERATING EXPENSES:								
FIXED OPERATING EXPENSE:								
Personnel Services	1,405,039	2,051,412	68.49%	646,373	16,187,486	22,565,527	71.74%	6,378,042
Materials & Supplies	195,585	270,783	72.23%	75,197	2,335,093	2,978,608	78.40%	643,515
Members Water Quality costs	4,000	4,000	100.00%	0	44,000	44,000	100.00%	0
Legal Services	45,956	46,250	99.36%	294	325,542	508,750	63.99%	183,208
Professional Services	4,534,577	3,736,159	121.37%	-798,418	26,833,512	41,097,749	65.29%	14,264,237
Repairs & Other Services	583,447	766,567	76.11%	183,120	7,077,481	8,432,239	83.93%	1,354,758
Rent & Insurance	12,243	209,944	5.83%	197,701	2,109,198	2,309,383	91.33%	200,185
Total Fixed Operating Expense	6,780,848	7,085,114	95.71%	304,266	54,912,311	77,936,256	70.46%	23,023,945
VARIABLE OPERATING EXPENSE:								
Water Treatment Chemicals	1,278,847	1,225,422	104.36%	-53,425	12,109,630	13,479,643	89.84%	1,370,013
Electricity	1,478,778	1,282,024	115.35%	-196,755	11,481,649	14,102,262	81.42%	2,620,613
Water for Resale	85,367	41,733	204.55%	-43,633	461,120	459,067	100.45%	-2,053
Total Variable Operating Expense	2,842,992	2,549,179	111.53%	-293,813	24,052,399	28,040,972	85.78%	3,988,573
NON-OPERATING INCOME:								
Investment Income (Note 2)	954,409	-120,463	-792.28%	1,074,873	5,106,986	1,325,097	385.40%	3,781,890
Miscellaneous	92,023	0	0.00%	92,023	500,362	0	0.00%	500,362
Litigation Recoveries	0	0	0.00%	0	7,666	0	0.00%	7,666
Capital Contributions (Grants)	0	0	0.00%	0	186,126	0	0.00%	186,126
Total Non-Operating Income	1,046,432	-120,463	-868.67%	1,166,896	5,801,140	1,325,097	437.79%	4,476,043
NON-OPERATING EXPENSES:								
Bond Issue Cost	0	0	0.00%	0	0	0	0.00%	0
Interest - Acquisition Credits	247,892	247,892	100.00%	0	2,726,815	2,726,815	100.00%	0
Interest - Bonds	2,542,235	2,641,053	96.26%	-98,819	27,964,580	29,051,587	0.00%	-1,087,006
Total Non-Operating Expenses	2,790,127	2,888,946	96.58%	-98,819	30,691,395	31,778,401	96.58%	-1,087,007
Excess of Revenues over Expenditures before Capital Transactions and Reserve Funding	6,561,880	2,737,821	239.68%	3,824,060	82,145,770	32,766,222	250.70%	49,379,549
OTHER EXPENDITURES:								
Principal - Acquisition Credits	604,738	604,738	100.00%	0	6,652,113	6,652,113	100.00%	0
Principal - Bonds	5,894,988	7,034,083	83.81%	-1,139,095	64,844,863	77,374,913	83.81%	-12,530,050
Capital Expenditures	137,788	128,067	107.59%	-9,721	6,456,061	1,408,738	458.29%	-5,047,323
Total Other Expenditures	6,637,514	7,766,888	85.46%	-1,148,817	77,953,037	85,435,764	91.24%	-17,577,373
RESERVE FUNDING:								
Renewal & Replacement Reserve Funding (Note 3)	145,245	116,667	0.00%	-28,578	1,548,493	1,283,333	0.00%	-265,160
Renewal & Replacement Reserve Used (Note 4)	-192,663	0	0.00%	192,663	-3,851,710	0	0.00%	3,851,710
Operations & Maintenance Reserve	0	0	0.00%	0	0	0	0.00%	0
Rate Stabilization Fund	0	-238,377	0.00%	-238,377	0	-2,622,146	0.00%	-2,622,146
Energy Fund Reserve Funding (Note 3)	44,618	-166,823	0.00%	-211,441	267,639	-1,835,049	0.00%	-2,102,688
Energy Funding Used (Note 4)	0	48,799	0.00%	48,799	-935,063	536,789	0.00%	1,471,852
Utility Reserve Transfers	0	0	0.00%	0	0	0	0.00%	0
Capital Improvement Funding (Note 3)	27,136	-3,678,760	-0.74%	-3,705,896	1,879,645	-40,466,356	-4.64%	-42,346,002
Capital Improvement Funding Used (Note 4)	-295,204	1,754,898	0.00%	2,050,102	-4,959,185	19,303,873	0.00%	24,263,058
Total Reserve Funding	-270,868	-2,163,596	12.52%	-1,892,728	-6,050,180	-23,799,556	25.42%	-17,749,376
Excess Revenue over Expenditures/ (Expenditures over Revenue) - Rate Basis	**195,235**	**-2,865,471**	**0**	**782,515**	**10,242,913**	**-28,869,987**	**0**	**14,052,800**
Encumbrances as of 08/31/2022					**55,327,779**			

Note 1 - Rate stabilization year to date actual reflects 11/12th of the approved budget transfer of $4,312,953, plus the Board approved purchase orders carried forward of $14,401,306 and $2,860,523 of FY21 unencumbered funds carried forward as approved by the Board.

Note 2 - Investment income year to date actual reflects unrealized loss on investments of $7,120,473

Note 3 - Represents retention of the interest earned in the Fund.

Note 4 - Represents use of the Fund for expenditures on Board approved projects.

TAMPA BAY WATER
Supplying Water To The Region

AGENDA ITEM F.8

DATE: September 1, 2022

TO: Board of Directors

THRU: Charles H. Carden, General Manager

FROM: Christina Sackett, Chief Financial Officer

SUBJECT: Vendor's Status Reports for August 2022 - *Receive Report*

SUMMARY

The attached is a status report of As-Needed Professional Service Contractors and Vendors utilized by Tampa Bay Water through August 2022.

SUGGESTED ACTION

Receive and File.

COST/FUNDING SOURCE

N/A

DISCUSSION

Attached is a summary of the as-needed contracted services being utilized by the agency through August 2022. This report shows total contract values, cumulative purchase orders issued against the contracts, and actual expenditures made under the contracts.

Attachments (1)

Vendor Status Report_August 22

Contract Summary

Monthly Status Report of Vendors

August 1, 2022 thru August 31, 2022

Vendor Name and Contract Dates	Contract Amount Authorized	Current Period PO Amount	Previous PO Amount Issued	Total PO Issued To Date	Total Expended To Date	Outstanding PO Balance
A J LANDSCAPING LLC	$297,256.65		$300,000.00	$300,000.00	$150,513.93	$149,486.07
04/20/20 thru 05/01/22 2020041						
A.C. SCHULTES OF FLORIDA, INC.	$800,000.00		$400,000.00	$400,000.00	$238,613.00	$161,387.00
08/19/19 thru 09/30/22 2019053						
A.C. SCHULTES OF FLORIDA, INC.	$1,106,290.00		$906,290.00	$906,290.00	$795,509.00	$110,781.00
08/19/19 thru 09/30/22 2019055						
AD-VANCE PERSONNEL SERVICES INC	$100,000.00		$0.00	$0.00	$0.00	$0.00
05/17/21 thru 04/13/22 2021705						
ADVANCED ENVIRONMENTAL	$246,484.62		$244,147.00	$244,147.00	$202,483.62	$41,663.38
03/06/18 thru 03/31/19 2018021						
ADVANCED ENVIRONMENTAL	$50,000.00		$50,000.00	$50,000.00	$30,260.00	$19,740.00
03/21/22 thru 02/28/23 2022036						
ADVANCED ROOFING, INC.	$1,499,271.00		$1,499,271.00	$1,499,271.00	$1,323,115.28	$176,155.72
02/15/21 thru 02/15/22 2021005						
AECOM TECHNICAL SERVICES, INC.	$2,000,001.00		$0.00	$0.00	$0.00	$0.00
09/20/21 thru 09/01/26 2021038						
AGILENT TECHNOLOGIES, INC.	$39,000.00		$8,571.24	$8,571.24	$8,571.24	$0.00
01/14/21 thru 01/14/24 2021902						
AIRGAS USA, LLC	$5,206,944.00	$300,000.00	$794,158.00	$1,094,158.00	$842,205.11	$251,952.89
12/13/21 thru 09/30/22 2022012						
AJAX PAVING INDUSTRIES OF FLORIDA	$1,760,000.00		$0.00	$0.00	$0.00	$0.00
10/18/21 thru 09/02/23 2022701						
ALAN PLUMMER AND ASSOCIATES, INC.	$2,000,000.00		$0.00	$0.00	$0.00	$0.00

Contract Summary

Monthly Status Report of Vendors

August 1, 2022 thru August 31, 2022

Vendor Name and Contract Dates	Contract Amount Authorized	Current Period PO Amount	Previous PO Amount Issued	Total PO Issued To Date	Total Expended To Date	Outstanding PO Balance
05/09/22 thru 09/01/26 2021036V						
ALBERT E ROLLER	$1,102,058.05	$50,000.00	$1,026,549.68	$1,076,549.68	$999,389.80	$77,159.88
01/01/19 thru 12/31/19 2019001						
ALLIED UNIVERSAL CORPORATION	$30,890,669.84		$9,353,516.00	$9,353,516.00	$5,744,358.05	$3,609,157.95
01/01/20 thru 09/30/20 2020024						
AMERICAN ACQUISITION GROUP, LLC	$200,000.00		$127,467.30	$127,467.30	$70,610.27	$56,857.03
06/05/17 thru 12/30/22 2017703						
AMERICAN FACILITY SERVICES, INC.	$121,992.34		$107,899.21	$107,899.21	$100,392.57	$7,506.64
01/15/19 thru 06/30/20 2019032						
AMERICAN WATER ACCIONA AGUA LLC	$29,159,916.15		$29,344,366.88	$29,344,366.88	$27,926,358.73	$1,418,008.15
11/15/04 thru 2005062						
AMICI ENGINEERING CONTRACTORS,	$2,000,000.00		$100,000.00	$100,000.00	$84,125.16	$15,874.84
08/16/21 thru 09/30/25 2021046						
APPLIED ECOLOGY, INC	$300,000.00		$303,559.92	$303,559.92	$270,587.84	$32,972.08
02/18/19 thru 02/18/22 2019022V						
APPLIED ECOLOGY, INC	$500,000.00		$0.00	$0.00	$0.00	$0.00
03/15/22 thru 03/31/25 2022035						
AQUATIC INFORMATICS, INC.	$42,930.00		$0.00	$0.00	$0.00	$0.00
08/19/22 thru 09/30/23 2022067						
ARCADIS US INC.	$1,084,764.79		$1,135,355.21	$1,135,355.21	$940,372.06	$194,983.15
05/11/17 thru 05/11/22 2017020						
ARCADIS US INC.	$750,000.00		$0.00	$0.00	$0.00	$0.00
03/21/22 thru 05/01/27 2022019						

Contract Summary

Monthly Status Report of Vendors

August 1, 2022 thru August 31, 2022

Vendor Name and Contract Dates	Contract Amount Authorized	Current Period PO Amount	Previous PO Amount Issued	Total PO Issued To Date	Total Expended To Date	Outstanding PO Balance
ARCHER WESTERN CONSTRUCTION	$5,878,100.00		$5,878,100.00	$5,878,100.00	$169,765.00	$5,708,335.00
12/16/21 thru 06/30/23 2022010						
ARDURRA GROUP, INC	$400,000.00		$19,150.00	$19,150.00	$19,050.00	$100.00
10/01/19 thru 09/30/24 2020003						
ARDURRA GROUP, INC	$2,000,001.00		$60,793.00	$60,793.00	$25,430.80	$35,362.20
09/20/21 thru 09/01/26 2021030						
ASTRA CONSTRUCTION SERVICES, LLC	$942,901.88		$942,901.88	$942,901.88	$517,668.22	$425,233.66
07/19/21 thru 12/31/24 2021706						
ATC GROUP SERVICES, LLC	$373,200.00		$373,200.00	$373,200.00	$373,036.38	$163.62
07/22/20 thru 08/31/21 2020043						
ATKINS NORTH AMERICA, INC.	$373,761.00		$292,308.00	$292,308.00	$203,090.70	$89,217.30
08/20/18 thru 08/20/23 2018048						
AVI INTEGRATORS INC	$483,934.26		$391,767.33	$391,767.33	$307,315.73	$84,451.60
04/19/19 thru 04/30/20 2019036						
BAL ENGINEERING, INC.	$90,000.00	$18,200.00	$69,200.00	$87,400.00	$45,535.00	$41,865.00
02/14/19 thru 2019700						
BAYSIDE COATINGS INC	$550,006.91		$447,720.87	$447,720.87	$445,723.06	$1,997.81
10/01/18 thru 2019008V						
BLACK & VEATCH CORPORATION	$2,997,744.00		$2,997,744.00	$2,997,744.00	$2,230,120.56	$767,623.44
09/01/16 thru 10/26/22 2016031						
BLACK & VEATCH CORPORATION	$784,790.00		$699,347.00	$699,347.00	$623,700.18	$75,646.82
05/11/17 thru 05/11/22 2017022						
BLACK & VEATCH CORPORATION	$750,000.00		$417,035.00	$417,035.00	$395,490.98	$21,544.02

Contract Summary

Monthly Status Report of Vendors

August 1, 2022 thru August 31, 2022

Vendor Name and Contract Dates	Contract Amount Authorized	Current Period PO Amount	Previous PO Amount Issued	Total PO Issued To Date	Total Expended To Date	Outstanding PO Balance
04/20/17 thru 04/17/22 2017030						
BLACK & VEATCH CORPORATION	$2,900,000.00		$2,900,000.00	$2,900,000.00	$2,784,860.68	$115,139.32
10/21/19 thru 11/30/21 2020011						
BLACK & VEATCH CORPORATION	$22,500,000.00	$1,850,000.00	$3,379,635.00	$5,229,635.00	$1,316,085.29	$3,913,549.71
09/20/21 thru 09/30/29 2022001						
BRIAN G ORMISTON	$300,000.00		$191,270.25	$191,270.25	$182,180.76	$9,089.49
02/18/19 thru 02/28/22 2019016						
BUSACK LAW FIRM, P.A.	$60,000.00		$60,000.00	$60,000.00	$0.00	$60,000.00
12/17/18 thru 09/30/19 2019037						
CALADESI CONSTRUCTION CO.	$404,474.19		$404,474.19	$404,474.19	$399,167.02	$5,307.17
08/27/21 thru 02/28/22 2021709						
CAMPBELL SCIENTIFIC	$80,000.00		$0.00	$0.00	$0.00	$0.00
05/19/22 thru 05/19/23 2022514						
CARDNO, INC	$360,280.00		$366,689.48	$366,689.48	$317,209.24	$49,480.24
04/29/19 thru 04/30/22 2019023						
CARDNO, INC	$450,000.00		$0.00	$0.00	$0.00	$0.00
09/20/21 thru 09/30/24 2022009						
CARDNO, INC	$500,000.00		$67,350.00	$67,350.00	$0.00	$67,350.00
03/21/22 thru 03/31/25 2022040						
CARMEUSE LIME & STONE, INC.	$6,741,044.64		$3,351,355.00	$3,351,355.00	$3,216,520.39	$134,834.61
01/01/20 thru 09/30/20 2020036						
CARMEUSE LIME & STONE, INC.	$1,379,779.00		$0.00	$0.00	$0.00	$0.00
08/15/22 thru 09/30/23 2023018						

Contract Summary

Monthly Status Report of Vendors

August 1, 2022 thru August 31, 2022

Vendor Name and Contract Dates	Contract Amount Authorized	Current Period PO Amount	Previous PO Amount Issued	Total PO Issued To Date	Total Expended To Date	Outstanding PO Balance
CAROLLO ENGINEERS INC	$1,098,792.00		$1,297,584.00	$1,297,584.00	$962,367.94	$335,216.06
08/21/20 thru 06/30/22 2020049						
CAROLLO ENGINEERS INC	$2,000,001.00		$0.00	$0.00	$0.00	$0.00
09/20/21 thru 09/01/26 2021029						
CDM SMITH INC	$2,495,216.00		$1,035,697.50	$1,035,697.50	$826,241.18	$209,456.32
05/11/17 thru 05/11/22 2017023						
CDM SMITH INC	$400,000.00		$158,545.00	$158,545.00	$134,443.75	$24,101.25
10/21/19 thru 10/31/22 2020014						
CDM SMITH INC	$2,000,001.00		$242,500.00	$242,500.00	$185,337.77	$57,162.23
09/20/21 thru 09/01/26 2021033						
CENTURION PROJECT MANAGEMENT	$600,000.00		$56,055.00	$56,055.00	$56,055.00	$0.00
02/15/21 thru 02/28/23 2021020						
CHA CONSULTING INC	$1,260,511.11		$1,260,511.11	$1,260,511.11	$758,802.79	$501,708.32
07/19/21 thru 04/20/23 2020032V						
CHANDLER ASSET MANAGEMENT, INC.	$350,000.00		$130,000.00	$130,000.00	$120,711.86	$9,288.14
08/17/20 thru 12/13/22 2021700						
CHEMICAL SYSTEMS OF ORLANDO,	$1,064,317.40		$483,324.00	$483,324.00	$435,534.80	$47,789.20
10/01/20 thru 09/30/21 2021007						
CITRUS PARK WELL DRILLING &	$200,000.00		$0.00	$0.00	$0.00	$0.00
06/18/18 thru 2018032						
CITRUS PARK WELL DRILLING &	$400,000.00		$0.00	$0.00	$0.00	$0.00
06/20/22 thru 06/30/23 2022058						
CLEAN SPRAY CORPORATION	$300,000.00		$0.00	$0.00	$0.00	$0.00

Contract Summary

Monthly Status Report of Vendors

August 1, 2022 thru August 31, 2022

Vendor Name and Contract Dates	Contract Amount Authorized	Current Period PO Amount	Previous PO Amount Issued	Total PO Issued To Date	Total Expended To Date	Outstanding PO Balance
05/16/22 thru 08/03/25 2022708						
COLIN BAENZIGER	$32,500.00		$29,500.00	$29,500.00	$29,500.00	$0.00
01/27/22 thru 09/30/26 2022705						
CONN & BUENAVENTURA, P.A.	$643,500.00		$643,500.00	$643,500.00	$600,879.51	$42,620.49
05/01/18 thru 2018044						
CONN & BUENAVENTURA, P.A.	$475,200.00		$356,000.00	$356,000.00	$261,751.09	$94,248.91
03/15/21 thru 04/30/23 2021049						
CORCORAN & ASSOCIATES, INC.	$450,000.00		$276,250.00	$276,250.00	$264,930.00	$11,320.00
08/18/20 thru 08/18/23 2021004						
CORRPRO COMPANIES, INC.	$750,000.00		$100,000.00	$100,000.00	$81,171.39	$18,828.61
01/01/22 thru 12/31/26 2022011						
CROM COATINGS AND RESTORATIONS	$481,785.00		$155,560.00	$155,560.00	$155,560.00	$0.00
10/01/20 thru 09/30/21 2021003						
CUMBEY & FAIR, INC.	$1,021,090.00		$499,086.00	$499,086.00	$440,776.00	$58,310.00
10/01/19 thru 09/30/24 2020007						
DEAN, MEAD, EGERTON,	$245,000.00		$240,000.00	$240,000.00	$155,369.62	$84,630.38
12/17/18 thru 09/30/19 2019038						
DESIGNER AT LARGE	$190,283.75		$97,755.48	$97,755.48	$96,965.48	$790.00
12/01/17 thru 09/30/20 2018018						
DEWBERRY ENGINEERS, INC	$566,095.97		$193,820.00	$193,820.00	$15,934.26	$177,885.74
05/17/21 thru 12/31/22 2017026V						
DEWBERRY ENGINEERS, INC	$400,000.00		$92,380.00	$92,380.00	$77,380.00	$15,000.00
10/01/19 thru 09/30/24 2020009						

Contract Summary

Monthly Status Report of Vendors

August 1, 2022 thru August 31, 2022

Vendor Name and Contract Dates	Contract Amount Authorized	Current Period PO Amount	Previous PO Amount Issued	Total PO Issued To Date	Total Expended To Date	Outstanding PO Balance
DEWBERRY ENGINEERS, INC	$2,000,001.00		$25,000.00	$25,000.00	$0.00	$25,000.00
09/20/21 thru 09/01/26 2021034						
DIALOGUE PUBLIC RELATIONS, LLC	$600,000.00	$39,900.00	$363,390.00	$403,290.00	$333,988.80	$69,301.20
08/21/17 thru 09/30/20 2018014						
DIGITAL AERIAL SOLUTIONS, LLC	$509,780.52		$165,076.54	$165,076.54	$160,076.54	$5,000.00
08/16/21 thru 09/30/24 2022002						
DONALD J POLMANN	$200,000.00		$100,000.00	$100,000.00	$87,500.00	$12,500.00
05/19/21 thru 04/30/23 2021515						
EARTH RESOURCES, INC.	$500,000.00		$0.00	$0.00	$0.00	$0.00
03/15/22 thru 03/31/25 2022027						
EARTHBALANCE	$500,000.00		$0.00	$0.00	$0.00	$0.00
03/29/22 thru 03/31/25 2022041						
ECO-LAND DESIGN, LLC	$93,775.00		$0.00	$0.00	$0.00	$0.00
10/21/21 thru 09/30/23 2022018						
ECOHYDROLOGIX LLC	$500,000.00		$0.00	$0.00	$0.00	$0.00
03/15/22 thru 03/31/25 2022032						
ELECTRIC GAS INDUSTRIES	$17,455,354.00		$4,505,899.00	$4,505,899.00	$1,168,377.38	$3,337,521.62
10/21/19 thru 10/31/24 2020010						
ELECTRICAL ENGINEERING	$1,200,000.00	$50,000.00	$401,850.00	$451,850.00	$148,959.96	$302,890.04
12/14/20 thru 12/14/22 2021014						
ENERGY CAP, LLC	$148,662.25		$148,662.25	$148,662.25	$126,895.90	$21,766.35
02/18/19 thru 2019030						
ENTERPRISE FM TRUST	$1,378,257.82		$1,363,358.98	$1,363,358.98	$1,102,629.81	$260,729.17

Contract Summary

Monthly Status Report of Vendors

August 1, 2022 thru August 31, 2022

Vendor Name and Contract Dates	Contract Amount Authorized	Current Period PO Amount	Previous PO Amount Issued	Total PO Issued To Date	Total Expended To Date	Outstanding PO Balance
02/19/18 thru 2018704						
ENVIRONMENTAL SCIENCE	$450,000.00		$438,549.00	$438,549.00	$405,848.60	$32,700.40
08/21/17 thru 10/31/20 2017053						
ENVIRONMENTAL SCIENCE	$400,000.00		$262,874.00	$262,874.00	$239,425.70	$23,448.30
10/21/19 thru 10/31/22 2020015						
ENVIRONMENTAL SCIENCE	$1,520,000.00		$888,678.00	$888,678.00	$515,429.30	$373,248.70
06/15/20 thru 02/11/24 2020709						
ENVIRONMENTAL SCIENCE	$2,739,331.00		$1,142,993.00	$1,142,993.00	$977,861.38	$165,131.62
08/17/20 thru 09/30/25 2021001						
ENVIRONMENTAL SCIENCE	$500,000.00		$42,000.00	$42,000.00	$0.00	$42,000.00
04/14/22 thru 03/31/25 2022030						
F.H. BLACK AND COMPANY INC.	$100,000.00		$62,000.00	$62,000.00	$48,306.25	$13,693.75
08/17/20 thru 12/21/22 2021701						
FLATWOODS CONSULTING GROUP,	$500,000.00		$0.00	$0.00	$0.00	$0.00
03/15/22 thru 03/31/25 2022029						
FLORIDA JETCLEAN	$440,560.00		$146,750.00	$146,750.00	$146,440.00	$310.00
10/01/20 thru 09/30/21 2021006						
GANNETT FLEMING, INC	$2,500,000.00		$602,487.00	$602,487.00	$444,376.90	$158,110.10
08/17/20 thru 2020020						
GEOPOINT SURVEYING, INC.	$598,281.60		$110,000.00	$110,000.00	$94,830.40	$15,169.60
09/20/21 thru 09/30/25 2021043						
GEORGE F YOUNG INC	$400,000.00		$12,350.00	$12,350.00	$12,350.00	$0.00
10/01/19 thru 09/30/24 2020002						

Contract Summary

Monthly Status Report of Vendors

August 1, 2022 thru August 31, 2022

Vendor Name and Contract Dates	Contract Amount Authorized	Current Period PO Amount	Previous PO Amount Issued	Total PO Issued To Date	Total Expended To Date	Outstanding PO Balance
GHD SERVICES, INC.	$450,000.00		$254,119.09	$254,119.09	$179,124.25	$74,994.84
08/21/17 thru 09/30/20 2017050						
GHD SERVICES, INC.	$450,000.00		$29,330.81	$29,330.81	$2,153.80	$27,177.01
09/20/21 thru 09/30/24 2022007						
GOVHR USA, LLC	$60,000.00		$60,000.00	$60,000.00	$36,503.33	$23,496.67
07/15/21 thru 12/31/21 2021708						
GOVHR USA, LLC	$23,000.00		$0.00	$0.00	$0.00	$0.00
06/20/22 thru 11/30/22 2022709						
GRAY ROBINSON, P.A.	$255,000.00		$130,000.00	$130,000.00	$85,898.05	$44,101.95
12/17/18 thru 09/30/19 2019039						
GREELEY AND HANSEN LLC	$750,000.00		$428,482.00	$428,482.00	$259,868.11	$168,613.89
05/11/17 thru 06/22/22 2017024						
GREENMAN-PEDERSEN, INC.	$322,508.00		$305,241.39	$305,241.39	$248,113.74	$57,127.65
08/20/18 thru 08/20/23 2018047						
GREENMAN-PEDERSEN, INC.	$300,000.00		$274,835.75	$274,835.75	$128,158.30	$146,677.45
02/18/19 thru 02/19/22 2019017						
GSI ENVIRONMENTAL, INC.	$1,035,000.00		$876,405.50	$876,405.50	$824,913.62	$51,491.88
12/09/13 thru 12/29/19 2014018						
GSI ENVIRONMENTAL, INC.	$1,250,000.00	$171,932.48	$900,571.08	$1,072,503.56	$730,018.65	$342,484.91
10/21/19 thru 10/31/24 2020017						
HAWKINS, INC.	$625,550.00		$115,840.00	$115,840.00	$92,512.50	$23,327.50
10/01/21 thru 09/30/22 2022015						
HAWKINS, INC.	$625,550.00		$0.00	$0.00	$0.00	$0.00

Contract Summary

Monthly Status Report of Vendors

August 1, 2022 thru August 31, 2022

Vendor Name and Contract Dates	Contract Amount Authorized	Current Period PO Amount	Previous PO Amount Issued	Total PO Issued To Date	Total Expended To Date	Outstanding PO Balance
08/15/22 thru 09/30/23 2023019						
HAYS HOLDING CORPORATION	$2,300,000.00		$1,002,707.90	$1,002,707.90	$679,351.06	$323,356.84
03/06/20 thru 03/31/22 2017705						
HAZEN & SAWYER, P.C.	$999,275.70		$640,370.00	$640,370.00	$639,645.70	$724.30
11/05/13 thru 10/30/19 2014019						
HAZEN & SAWYER, P.C.	$750,000.00		$556,390.00	$556,390.00	$451,931.25	$104,458.75
05/11/17 thru 05/11/22 2017025						
HAZEN & SAWYER, P.C.	$695,000.00		$766,860.00	$766,860.00	$667,508.91	$99,351.09
10/21/19 thru 10/30/20 2020012						
HAZEN & SAWYER, P.C.	$400,000.00		$294,404.00	$294,404.00	$241,085.28	$53,318.72
10/21/19 thru 10/30/22 2020013						
HAZEN & SAWYER, P.C.	$800,000.00		$160,000.00	$160,000.00	$130,553.17	$29,446.83
10/21/19 thru 10/31/24 2020018						
HAZEN & SAWYER, P.C.	$2,000,001.00		$0.00	$0.00	$0.00	$0.00
09/20/21 thru 09/01/26 2021032						
HAZEN & SAWYER, P.C.	$3,000,000.00		$177,033.00	$177,033.00	$0.00	$177,033.00
03/21/22 thru 05/01/27 2022020						
HILLSBOROUGH COUNTY	$178,066.00		$178,066.00	$178,066.00	$169,115.43	$8,950.57
10/01/20 thru 12/31/21 AGR2021001						
HILLSBOROUGH COUNTY	$183,408.00		$183,408.00	$183,408.00	$124,415.86	$58,992.14
10/01/21 thru 09/30/22 AGR2022001						

Contract Summary

Monthly Status Report of Vendors

August 1, 2022 thru August 31, 2022

Vendor Name and Contract Dates	Contract Amount Authorized	Current Period PO Amount	Previous PO Amount Issued	Total PO Issued To Date	Total Expended To Date	Outstanding PO Balance
HSW CONSULTING LLC	$700,000.00		$478,495.00	$478,495.00	$473,408.75	$5,086.25
08/21/17 thru 10/21/20 2017051						
HSW CONSULTING LLC	$400,000.00		$399,899.00	$399,899.00	$257,014.47	$142,884.53
10/21/19 thru 10/31/22 2020016						
HSW CONSULTING LLC	$450,000.00		$0.00	$0.00	$0.00	$0.00
09/20/21 thru 09/30/24 2022006						
IN DEPTH INC.	$75,000.00		$0.00	$0.00	$0.00	$0.00
03/15/22 thru 11/15/22 2022707						
INTERA, INC.	$500,000.00		$513,977.96	$513,977.96	$373,090.46	$140,887.50
11/05/13 thru 12/31/22 2014020						
INTERA, INC.	$750,000.00		$131,896.32	$131,896.32	$83,216.48	$48,679.84
10/21/19 thru 10/31/24 2020019						
JACOBS ENGINEERING GROUP INC	$2,000,001.00		$499,135.24	$499,135.24	$0.00	$499,135.24
09/20/21 thru 09/01/26 2021037						
JANICKI ENVIRONMENTAL, INC.	$300,000.00		$117,400.00	$117,400.00	$117,400.00	$0.00
02/18/19 thru 02/28/22 2019021						
JANICKI ENVIRONMENTAL, INC.	$500,000.00		$0.00	$0.00	$0.00	$0.00
03/21/22 thru 03/31/25 2022034						
JEFFREY D BAKER	$200,000.00		$0.00	$0.00	$0.00	$0.00
06/18/18 thru 2018031						
JOHN H GRANGER MAINTENANCE &	$1,500,000.00		$1,562,272.00	$1,562,272.00	$1,240,828.00	$321,444.00
10/01/17 thru 09/30/21 2018003						
JOHN H GRANGER MAINTENANCE &	$2,000,000.00	$150,000.00	$375,000.00	$525,000.00	$118,409.06	$406,590.94

Contract Summary

Monthly Status Report of Vendors

August 1, 2022 thru August 31, 2022

Vendor Name and Contract Dates	Contract Amount Authorized	Current Period PO Amount	Previous PO Amount Issued	Total PO Issued To Date	Total Expended To Date	Outstanding PO Balance
08/16/21 thru 09/30/25 2021044						
JOHNSTON, MIRMIRAN & THOMPSON,	$750,000.00		$335,852.00	$335,852.00	$271,416.56	$64,435.44
05/11/17 thru 05/11/22 2017027						
KAT CONSTRUCTION & MATERIALS,	$1,151,100.00		$1,151,100.00	$1,151,100.00	$0.00	$1,151,100.00
06/20/22 thru 05/30/23 2022026						
KELLER AMERICA, INC	$155,000.00		$38,813.58	$38,813.58	$38,968.70	($155.12)
11/15/21 thru 11/14/23 2022022						
KEMIRA WATER SOLUTIONS, INC.	$9,465,879.74		$7,712,383.50	$7,712,383.50	$6,611,864.06	$1,100,519.44
10/01/19 thru 09/30/20 2020021						
LHOIST NORTH AMERICA OF ALABAMA,	$1,073,922.32		$339,365.75	$339,365.75	$323,954.52	$15,411.23
10/01/20 thru 09/30/21 2021011						
LOCHER ENVIRONMENTAL	$80,000.00		$108,773.52	$108,773.52	$74,049.04	$34,724.48
10/26/17 thru 12/07/21 2018703						
LOCHER ENVIRONMENTAL	$80,000.00		$0.00	$0.00	$0.00	$0.00
01/05/22 thru 12/01/27 2022704						
MAINZER MANAGEMENT INC	$621,570.00		$319,460.00	$319,460.00	$19,910.00	$299,550.00
04/20/20 thru 09/30/22 2020045						
MATHESON TRI-GAS INC.	$3,121,536.79		$1,437,632.00	$1,437,632.00	$1,258,642.31	$178,989.69
10/01/20 thru 09/30/21 2021008						
MAULDIN & JENKINS, LLC	$811,500.00		$676,500.00	$676,500.00	$602,500.00	$74,000.00
07/11/17 thru 06/30/20 2017044						
MAULDIN & JENKINS, LLC	$176,000.00		$144,000.00	$144,000.00	$0.00	$144,000.00
04/18/22 thru 02/29/24 2022900						

Contract Summary

Monthly Status Report of Vendors

August 1, 2022 thru August 31, 2022

Vendor Name and Contract Dates	Contract Amount Authorized	Current Period PO Amount	Previous PO Amount Issued	Total PO Issued To Date	Total Expended To Date	Outstanding PO Balance
MCKIM & CREED PA	$900,000.00		$731,875.33	$731,875.33	$426,030.84	$305,844.49
05/11/17 thru 05/11/22 2017028						
MCKIM & CREED PA	$2,000,001.00		$0.00	$0.00	$0.00	$0.00
09/20/21 thru 09/01/26 2021035						
MEASUREMENT SPECIALTIES INC.	$83,043.79		$83,043.00	$83,043.00	$67,153.79	$15,889.21
01/21/21 thru 01/21/22 2021040						
METZGER & WILLARD INC	$775,000.00		$659,241.70	$659,241.70	$407,551.39	$251,690.31
05/11/17 thru 05/11/22 2017029						
MGT OF AMERICA CONSULTING, LLC	$43,215.00		$36,915.00	$36,915.00	$30,615.00	$6,300.00
04/30/19 thru 2019035						
MONTROSE ENVIRONMENTAL	$450,000.00		$45,171.00	$45,171.00	$42,552.50	$2,618.50
09/20/21 thru 09/30/24 2022008						
NABORS, GIBLIN, & NICKERSON P.A.	$80,000.00		$80,000.00	$80,000.00	$22,522.99	$57,477.01
12/17/18 thru 09/17/19 2019040						
NORTH CAROLINA STATE UNIVERSITY	$79,999.00		$79,999.00	$79,999.00	$39,993.00	$40,006.00
01/05/22 thru 06/30/23 2022050						
NORTH CAROLINA STATE UNIVERSITY	$213,232.00		$79,962.00	$79,962.00	$66,635.00	$13,327.00
10/01/20 thru 03/31/22 AGR2021009						
NORTH CAROLINA STATE UNIVERSITY	$213,232.00		$79,962.00	$79,962.00	$66,635.00	$13,327.00
10/01/20 thru 08/31/22 AGR2021009						
ODYSSEY MANUFACTURING COMPANY	$6,565,574.40		$1,998,035.00	$1,998,035.00	$1,902,326.98	$95,708.02

Contract Summary

Monthly Status Report of Vendors

August 1, 2022 thru August 31, 2022

Vendor Name and Contract Dates	Contract Amount Authorized	Current Period PO Amount	Previous PO Amount Issued	Total PO Issued To Date	Total Expended To Date	Outstanding PO Balance
10/01/21 thru 09/30/22 2022016						
PACE ANALYTICAL SERVICES, LLC.	$25,000.00		$25,000.00	$25,000.00	$0.00	$25,000.00
03/21/22 thru 02/28/23 2022037						
PAFF TREE SERVICE, LLC	$150,000.00		$40,000.00	$40,000.00	$25,340.00	$14,660.00
03/29/22 thru 03/31/23 2022046						
PASCO COUNTY OFFICES	$167,273.00		$167,273.00	$167,273.00	$63,829.94	$103,443.06
10/01/21 thru 09/30/22 AGR2022002						
PATHOGEN DETECTION SYSTEMS, INC	$32,130.00		$0.00	$0.00	$0.00	$0.00
02/02/21 thru 02/28/24 2021903						
PCL CONSTRUCTION, INC.	$2,168,480.00		$2,168,480.00	$2,168,480.00	$2,108,632.14	$59,847.86
11/01/19 thru 02/28/22 2020029						
PCL CONSTRUCTION, INC.	$1,028,250.00		$1,028,250.00	$1,028,250.00	$886,825.00	$141,425.00
02/17/20 thru 09/30/22 2020704						
PCL CONSTRUCTION, INC.	$334,556.00		$334,556.00	$334,556.00	$237,409.82	$97,146.18
12/14/20 thru 08/31/24 2021012						
PCL CONSTRUCTION, INC.	$263,049.60		$315,382.60	$315,382.60	$224,908.54	$90,474.06
09/02/21 thru 02/28/23 2021012GP1						
PCL CONSTRUCTION, INC.	$3,865,758.57		$5,588,671.01	$5,588,671.01	$1,608,538.33	$3,980,132.68
09/02/21 thru 02/28/23 2021012GP2						
PCL CONSTRUCTION, INC.	$1,719,635.64		$1,719,635.64	$1,719,635.64	$503,401.67	$1,216,233.97
11/15/21 thru 04/30/23 2021012GP3						
PCL CONSTRUCTION, INC.	$1,411,101.70		$1,411,101.70	$1,411,101.70	$655,338.77	$755,762.93

Contract Summary

Monthly Status Report of Vendors

August 1, 2022 thru August 31, 2022

Vendor Name and Contract Dates	Contract Amount Authorized	Current Period PO Amount	Previous PO Amount Issued	Total PO Issued To Date	Total Expended To Date	Outstanding PO Balance
11/15/21 thru 04/30/23 2021012GP4						
PCL CONSTRUCTION, INC.	$719,009.85		$719,009.85	$719,009.85	$0.00	$719,009.85
04/01/22 thru 06/30/23 2021012GP5						
PCL CONSTRUCTION, INC.	$7,304,305.00		$7,304,305.00	$7,304,305.00	$495,216.90	$6,809,088.10
02/21/22 thru 02/09/23 2021012GP6						
PCL CONSTRUCTION, INC.	$1,367,453.00		$1,188,050.00	$1,188,050.00	$458,666.38	$729,383.62
07/29/21 thru 12/31/22 2021703						
PERSONNEL SOLUTIONS PLUS LLC	$100,000.00		$75,000.00	$75,000.00	$18,915.30	$56,084.70
05/17/21 thru 03/31/24 2021704						
PFM ASSET MANAGEMENT LLC	$500,000.00		$215,915.00	$215,915.00	$165,882.50	$50,032.50
06/09/06 thru 09/30/17 2006067						
PFM FINANCIAL ADVISORS LLC	$8,002.00		$0.00	$0.00	$0.00	$0.00
10/17/16 thru 04/28/23 2017700V						
PINELLAS COUNTY BOARD OF COUNTY	$162,401.00		$162,401.00	$162,401.00	$149,294.20	$13,106.80
10/01/20 thru 12/31/21 AGR2021003						
PINELLAS COUNTY BOARD OF COUNTY	$167,273.00		$167,273.00	$167,273.00	$120,835.70	$46,437.30
10/01/21 thru 09/30/22 AGR2022003						
PIPER FIRE PROTECTION, INC.	$639,232.96	$60,000.00	$450,775.10	$510,775.10	$347,118.48	$163,656.62
10/01/18 thru 09/30/19 2019010						
POLYDYNE INC	$2,160,397.15	$25,000.00	$1,240,257.00	$1,265,257.00	$1,183,457.57	$81,799.43
10/01/19 thru 09/30/20 2020023						

Contract Summary

Monthly Status Report of Vendors

August 1, 2022 thru August 31, 2022

Vendor Name and Contract Dates	Contract Amount Authorized	Current Period PO Amount	Previous PO Amount Issued	Total PO Issued To Date	Total Expended To Date	Outstanding PO Balance
POND & COMPANY	$682,000.00		$279,253.98	$279,253.98	$279,253.77	$0.21
12/14/20 thru 12/14/25 2021017						
PRITCHETT STEINBECK GROUP, INC.	$535,520.00		$574,670.12	$574,670.12	$459,729.56	$114,940.56
10/01/18 thru 09/30/23 2018046						
PRITCHETT STEINBECK GROUP, INC.	$300,000.00		$204,552.25	$204,552.25	$131,302.25	$73,250.00
02/18/19 thru 02/28/22 2019018						
PRITCHETT STEINBECK GROUP, INC.	$788,415.00		$140,191.00	$140,191.00	$73,370.29	$66,820.71
08/16/21 thru 09/30/26 2022003						
PRITCHETT STEINBECK GROUP, INC.	$500,000.00		$0.00	$0.00	$0.00	$0.00
03/15/22 thru 03/31/25 2022028						
PROGRESSIVE WATER RESOURCES	$15,725.00		$15,725.00	$15,725.00	$15,095.14	$629.86
11/16/21 thru 09/30/23 2022702						
PROJECT MANAGEMENT SOLUTIONS,	$600,000.00		$382,225.00	$382,225.00	$357,225.00	$25,000.00
02/15/21 thru 02/28/23 2021019						
PUBLIC FINANCIAL MGMT., INC. (PFM)	$95,991.63		$96,000.00	$96,000.00	$93,324.89	$2,675.11
10/17/16 thru 2017700						
PVS TECHNOLOGIES, INC.	$885,600.00		$210,015.00	$210,015.00	$62,715.89	$147,299.11
10/01/21 thru 09/30/22 2022013						
QUEST ECOLOGY INC	$300,000.00		$56,855.00	$56,855.00	$48,143.75	$8,711.25
02/18/19 thru 02/28/22 2019014						
QUEST ECOLOGY INC	$300,000.00		$92,736.00	$92,736.00	$57,944.00	$34,792.00
04/19/19 thru 04/30/22 2019024						
QUEST ECOLOGY INC	$500,000.00		$0.00	$0.00	$0.00	$0.00

Contract Summary

Monthly Status Report of Vendors

August 1, 2022 thru August 31, 2022

Vendor Name and Contract Dates	Contract Amount Authorized	Current Period PO Amount	Previous PO Amount Issued	Total PO Issued To Date	Total Expended To Date	Outstanding PO Balance
03/29/22 thru 03/31/25 2022043						
RADIO ONE, INC.	$184,300.00	$105,721.74	$0.00	$105,721.74	$0.00	$105,721.74
09/29/21 thru 02/28/24 2021710						
RAFTELIS FINANCIAL CONSULTANTS,	$750,000.00		$105,850.00	$105,850.00	$0.00	$105,850.00
03/21/22 thru 05/01/27 2022021						
RANDALL ENVIRONMENTAL, INC.	$13,361,592.00	$4,003,685.56	$9,318,179.44	$13,321,865.00	$4,982,488.43	$8,339,376.57
11/17/20 thru 10/31/22 2020044						
RICK RICHARDS, INC.	$300,000.00		$201,243.00	$201,243.00	$135,193.00	$66,050.00
04/19/19 thru 04/30/22 2019027						
RICK RICHARDS, INC.	$500,000.00		$0.00	$0.00	$0.00	$0.00
04/05/22 thru 03/31/25 2022045						
RICK RICHARDS, INC.	$150,000.00		$20,000.00	$20,000.00	$19,350.00	$650.00
03/21/22 thru 03/31/23 2022047						
ROWLAND INC	$2,000,000.00		$109,000.00	$109,000.00	$35,402.70	$73,597.30
08/16/21 thru 09/30/25 2021045						
ROWLAND INC	$2,000,000.00	$150,000.00	$350,000.00	$500,000.00	$294,991.13	$205,008.87
08/16/21 thru 09/30/25 2021047						
RYMAN ROOFING INC.	$500,000.00		$255,000.00	$255,000.00	$231,694.80	$23,305.20
10/25/18 thru 10/31/19 2019003						
S & C JANITORIAL, INC	$168,073.41		$151,967.34	$151,967.34	$134,782.26	$17,185.08
01/15/19 thru 06/30/20 2019033						
SMITH INDUSTRIES INC	$200,000.00		$229,012.19	$229,012.19	$121,567.39	$107,444.80
06/18/18 thru 04/30/19 2018040						

Contract Summary

Monthly Status Report of Vendors

August 1, 2022 thru August 31, 2022

Vendor Name and Contract Dates	Contract Amount Authorized	Current Period PO Amount	Previous PO Amount Issued	Total PO Issued To Date	Total Expended To Date	Outstanding PO Balance
SMITH INDUSTRIES INC	$600,000.00		$0.00	$0.00	$0.00	$0.00
03/21/22 thru 03/31/23 2022049						
SOUTHEAST DRILLING SERVICES INC	$800,000.00		$625,000.00	$625,000.00	$556,534.00	$68,466.00
08/19/19 thru 09/30/22 2019054						
SOUTHEAST DRILLING SERVICES INC	$800,000.00		$0.00	$0.00	$0.00	$0.00
08/19/19 thru 09/30/22 2019056						
SOUTHEAST DRILLING SERVICES INC	$400,000.00		$0.00	$0.00	$0.00	$0.00
06/20/22 thru 06/30/23 2022057						
SOUTHEASTERN SURVEYING AND	$400,000.00		$191,157.65	$191,157.65	$186,626.65	$4,531.00
10/01/19 thru 09/30/24 2020006						
SOUTHWEST FLORIDA WATER	$2,864,476.00		$0.00	$0.00	$0.00	$0.00
10/01/20 thru 08/01/24 AGR2021005						
STANTEC CONSULTING SERVICES, INC.	$1,319,903.50		$1,319,903.50	$1,319,903.50	$751,534.50	$568,369.00
02/17/20 thru 08/31/23 2020026						
STANTEC CONSULTING SERVICES, INC.	$2,162,471.00		$2,162,470.00	$2,162,470.00	$867,064.21	$1,295,405.79
10/27/20 thru 06/17/24 2021002						
STANTEC CONSULTING SERVICES, INC.	$3,157,340.00		$3,157,340.00	$3,157,340.00	$1,067,984.06	$2,089,355.94
08/16/21 thru 02/28/29 2021025						
STANTEC CONSULTING SERVICES, INC.	$2,000,001.00		$0.00	$0.00	$0.00	$0.00
09/20/21 thru 09/01/26 2021028						
STEARNS WEAVER MILLER WEISSLER	$60,000.00		$60,000.00	$60,000.00	$3,049.00	$56,951.00
12/17/18 thru 09/30/19 2019041						

Contract Summary

Monthly Status Report of Vendors

August 1, 2022 thru August 31, 2022

Vendor Name and Contract Dates	Contract Amount Authorized	Current Period PO Amount	Previous PO Amount Issued	Total PO Issued To Date	Total Expended To Date	Outstanding PO Balance
SULPHURIC ACID TRADING CO. INC	$5,220,309.12		$1,944,892.00	$1,944,892.00	$1,532,818.23	$412,073.77
10/01/21 thru 09/30/22 2022014						
SURVTECH SOLUTIONS, INC.	$400,000.00		$14,756.00	$14,756.00	$9,756.00	$5,000.00
10/01/19 thru 09/30/24 2020008						
TAMCO ELECTRIC INC	$1,200,000.00		$320,000.00	$320,000.00	$194,727.69	$125,272.31
12/14/20 thru 12/14/22 2021013						
TAMPA ARMATURE WORKS INC	$500,000.00		$128,518.12	$128,518.12	$107,574.83	$20,943.29
05/03/18 thru 12/31/22 2018024						
TAMPA ARMATURE WORKS INC	$2,000,000.00		$664,694.00	$664,694.00	$494,952.27	$169,741.73
05/03/18 thru 12/31/22 2018026						
TAMPA BAY ESTUARY PROGRAM	$60,000.00		$0.00	$0.00	$0.00	$0.00
07/19/21 thru 12/31/26 AGR2021010						
TAMPA BAY ESTUARY PROGRAM	$282,776.00		$0.00	$0.00	$0.00	$0.00
02/21/22 thru 10/21/23 AGR2022006						
TANNER INDUSTRIES, INC.	$1,374,799.68	$20,000.00	$990,498.46	$1,010,498.46	$890,395.57	$120,102.89
01/01/19 thru 09/30/19 2019004						
TANNER INDUSTRIES, INC.	$215,497.00		$0.00	$0.00	$0.00	$0.00
08/15/22 thru 09/30/23 2023016						
THATCHER CHEMICAL OF FLORIDA INC.	$701,335.12		$287,685.00	$287,685.00	$256,437.13	$31,247.87
10/01/20 thru 09/30/21 2021009						
THATCHER CHEMICAL OF FLORIDA INC.	$2,692,222.00		$0.00	$0.00	$0.00	$0.00

Contract Summary

Monthly Status Report of Vendors

August 1, 2022 thru August 31, 2022

Vendor Name and Contract Dates	Contract Amount Authorized	Current Period PO Amount	Previous PO Amount Issued	Total PO Issued To Date	Total Expended To Date	Outstanding PO Balance
08/15/22 thru 09/30/23 2023017						
THE GORDIAN GROUP	$250,000.00		$59,403.00	$59,403.00	$59,402.50	$0.50
07/29/21 thru 06/06/22 2021707						
THERMO ELECTRON NORTH AMERICA	$87,766.00		$87,766.00	$87,766.00	$87,766.00	$0.00
02/02/21 thru 12/31/23 2021905						
TONOAH A. HART	$205,189.50		$215,290.00	$215,290.00	$200,639.50	$14,650.50
02/26/18 thru 03/31/19 2018030						
TRANE US INC	$472,439.34	$149,600.00	$131,149.04	$280,749.04	$192,845.60	$87,903.44
04/19/21 thru 09/30/22 2020700V						
TRAUTMAN'S PAINTING LLC	$400,000.00		$118,650.00	$118,650.00	$109,682.66	$8,967.34
10/01/18 thru 09/30/19 2019009						
TUCKER ENTERPRISE SERVICES, INC.	$150,000.00	$10,000.00	$0.00	$10,000.00	$0.00	$10,000.00
03/21/22 thru 03/31/23 2022048						
UNIVERSAL PROTECTION SERVICE LP	$2,396,845.31		$2,397,587.00	$2,397,587.00	$2,176,401.36	$221,185.64
06/15/20 thru 03/09/25 2020707						
UNIVERSITY OF CENTRAL FLORIDA	$73,823.00		$0.00	$0.00	$0.00	$0.00
08/30/22 thru 08/31/24 2022024						
UNIVERSITY OF CENTRAL FLORIDA	$89,470.00		$89,470.00	$89,470.00	$44,735.00	$44,735.00
02/18/21 thru 09/30/23 AGR2021008						
UNIVERSITY OF FLORIDA	$78,859.00		$0.00	$0.00	$0.00	$0.00
08/19/19 thru 09/30/21 2020037						
UNIVERSITY OF FLORIDA	$90,000.00		$90,000.00	$90,000.00	$55,000.00	$35,000.00

Contract Summary

Monthly Status Report of Vendors

August 1, 2022 thru August 31, 2022

Vendor Name and Contract Dates	Contract Amount Authorized	Current Period PO Amount	Previous PO Amount Issued	Total PO Issued To Date	Total Expended To Date	Outstanding PO Balance
10/01/20 thru 12/31/22 AGR2021007						
UNIVERSITY OF FLORIDA	$80,780.00		$80,780.00	$80,780.00	$60,585.00	$20,195.00
10/01/21 thru 09/30/22 AGR2022004						
UNIVERSITY OF FLORIDA IFAS	$90,000.00		$90,000.00	$90,000.00	$76,250.00	$13,750.00
09/30/19 thru 12/31/21 AGR2019008						
UNIVERSITY OF FLORIDA RESEARCH	$98,112.00		$0.00	$0.00	$0.00	$0.00
08/26/21 thru 03/31/24 AGR2021011						
UNIVERSITY OF NORTH CAROLINA AT	$250,000.00		$250,000.00	$250,000.00	$200,000.00	$50,000.00
10/20/20 thru 09/30/22 AGR2019019						
UNIVERSITY OF SOUTH FLORIDA	$99,903.00		$65,000.00	$65,000.00	$53,181.81	$11,818.19
04/03/20 thru 12/31/21 2020048						
UNIVERSITY OF SOUTH FLORIDA	$99,693.00		$63,758.00	$63,758.00	$31,879.00	$31,879.00
06/01/21 thru 01/31/23 2021051						
UNIVERSITY OF SOUTH FLORIDA	$176,875.00		$176,875.00	$176,875.00	$172,276.41	$4,598.59
09/01/19 thru 09/30/21 AGR2019006						
USGS	$125,100.00		$125,100.00	$125,100.00	$93,825.00	$31,275.00
10/01/21 thru 09/30/22 2022023						
USGS	$128,400.00		$0.00	$0.00	$0.00	$0.00

Contract Summary

Monthly Status Report of Vendors

August 1, 2022 thru August 31, 2022

Vendor Name and Contract Dates	Contract Amount Authorized	Current Period PO Amount	Previous PO Amount Issued	Total PO Issued To Date	Total Expended To Date	Outstanding PO Balance
10/01/22 thru 09/30/23 AGR2023004						
V&A CONSULTING ENGINEERING, INC.	$2,000,000.00		$0.00	$0.00	$0.00	$0.00
08/17/22 thru 09/01/26 2021027V						
VANASSE HANGEN BRUSTLIN INC	$956,774.50		$1,005,902.00	$1,005,902.00	$809,060.01	$196,841.99
08/21/17 thru 09/30/21 2017046						
VANASSE HANGEN BRUSTLIN INC	$300,000.00		$297,338.17	$297,338.17	$297,338.17	$0.00
02/18/19 thru 02/28/22 2019015						
VANASSE HANGEN BRUSTLIN INC	$500,000.00		$38,905.00	$38,905.00	$1,905.00	$37,000.00
04/05/22 thru 03/31/25 2022033						
VEOLIA WATER NORTH AMERICA	$1,872,187.68		$468,046.92	$468,046.92	$0.00	$468,046.92
04/10/00 thru 01/15/28 2000028						
VEOLIA WATER NORTH AMERICA	$1,872,187.68		$468,046.92	$468,046.92	$0.00	$468,046.92
04/10/00 thru 12/31/28 2000028						
VERIZON FLORIDA INC	$1,350,000.00		$800,000.00	$800,000.00	$583,761.89	$216,238.11
08/25/20 thru 12/29/23 2020054						
WADE-TRIM INC	$3,877,621.00		$3,877,621.00	$3,877,621.00	$1,171,933.54	$2,705,687.46
08/16/21 thru 02/28/29 2021024						
WADE-TRIM INC	$2,000,001.00		$0.00	$0.00	$0.00	$0.00
09/20/21 thru 09/01/26 2021031						
WANTMAN GROUP, INC	$400,000.00	$23,000.00	$16,480.00	$39,480.00	$16,480.00	$23,000.00
10/01/19 thru 09/30/24 2020005						
WATER & AIR RESEARCH, INC.	$569,738.00		$506,787.82	$506,787.82	$448,796.86	$57,990.96

Contract Summary

Monthly Status Report of Vendors

August 1, 2022 thru August 31, 2022

Vendor Name and Contract Dates	Contract Amount Authorized	Current Period PO Amount	Previous PO Amount Issued	Total PO Issued To Date	Total Expended To Date	Outstanding PO Balance
09/17/18 thru 09/30/23 2018049						
WATER & AIR RESEARCH, INC.	$300,000.00		$303,213.58	$303,213.58	$268,743.40	$34,470.18
02/18/19 thru 02/18/22 2019019						
WATER & AIR RESEARCH, INC.	$300,000.00		$349,760.25	$349,760.25	$273,813.25	$75,947.00
04/19/19 thru 04/30/22 2019025						
WATER & AIR RESEARCH, INC.	$500,000.00		$97,948.00	$97,948.00	$0.00	$97,948.00
03/21/22 thru 03/31/25 2022042						
WHARTON-SMITH INC	$1,858,902.65		$1,726,000.00	$1,726,000.00	$1,721,057.33	$4,942.67
08/17/20 thru 12/31/22 2020050						
WILDLANDS CONSERVATION, INC.	$300,000.00		$278,519.08	$278,519.08	$271,057.23	$7,461.85
04/29/19 thru 04/30/22 2019026						
WILDLANDS CONSERVATION, INC.	$500,000.00		$62,495.00	$62,495.00	$0.00	$62,495.00
03/21/22 thru 03/31/25 2022044						
WISE CONSULTING GROUP	$447,828.00		$565,444.00	$565,444.00	$355,171.00	$210,273.00
08/21/17 thru 09/30/21 2017047						
WISE CONSULTING GROUP	$450,960.00		$91,168.00	$91,168.00	$62,971.00	$28,197.00
08/16/21 thru 09/30/26 2022004						
WOOD ENVIRONMENT &	$300,000.00		$153,132.00	$153,132.00	$152,144.31	$987.69
02/18/19 thru 02/28/22 2019020						
WOOD ENVIRONMENT &	$400,000.00		$23,193.63	$23,193.63	$23,193.63	$0.00
10/01/19 thru 09/30/24 2020004						
WOOD ENVIRONMENT &	$500,000.00		$39,375.00	$39,375.00	$24,470.00	$14,905.00
03/21/22 thru 03/31/25 2022031						

Contract Summary

Monthly Status Report of Vendors

August 1, 2022 thru August 31, 2022

Vendor Name and Contract Dates	Contract Amount Authorized	Current Period PO Amount	Previous PO Amount Issued	Total PO Issued To Date	Total Expended To Date	Outstanding PO Balance
WSP USA INC	$653,999.00		$282,453.00	$282,453.00	$203,832.81	$78,620.19
12/14/20 thru 04/17/22 2017043V						
WSP USA INC	$928,376.00		$928,375.00	$928,375.00	$784,774.25	$143,600.75
12/14/20 thru 02/28/22 2021010						
WSP USA INC	$450,000.00		$51,825.00	$51,825.00	$23,960.00	$27,865.00
09/20/21 thru 09/30/24 2022005						
WSP USA INC	$750,000.00	$67,448.37	$0.00	$67,448.37	$0.00	$67,448.37
03/21/22 thru 05/01/27 2022051						

TAMPA BAY WATER
Supplying Water To The Region

AGENDA ITEM F.9

DATE: September 29, 2022

TO: Board of Directors

THRU: Charles H. Carden, General Manager

FROM: Christina Sackett, Chief Financial Officer

SUBJECT: Management Statistic Report with Aged Accounts Receivable as of August 31, 2022 - *Receive Report*

SUMMARY

The Management Statistic Report with Aged Accounts Receivable for August 2022 is attached for the Board's information.

SUGGESTED ACTION

Receive and File.

COST/FUNDING SOURCE

N/A

DISCUSSION

The Management Statistics report provides a summary of Aged Receivables, Operations and Maintenance (O&M) labor as a percentage of controllable O&M costs and Inventory Turnover fiscal year to date through August 31, 2022.

Attachment (1)

MgmtStats August 2022

Management Statistics with Aged Accounts Receivable Based on Information Available Month Ending 8/31/2022

1. Aged Accounts Receivable as of August 31, 2022

Acct. Receivable Balance 8/31/22	Current	Past Due Over 30 Days
$ 14,162,827.38	$ 14,162,827.38	-

2. O&M Labor as a percentage of Controllable O&M costs through August 31, 2022 = 61.6%

3. Inventory Turnover Fiscal Year to Date = 16.5%

Inventory at 10/1/2021	$ 931,648.79
Inventory at 8/31/2022	980,843.66
Average	956,246.23
Cost of Inventory Used	157,775.52
Inventory Turnover Year to Date	16.5%

4. Uniform Rate / 1,000 gallons FY 2022 = $ 2.5634

TAMPA BAY WATER
Supplying Water To The Region

AGENDA ITEM F.10

DATE: September 26, 2022

TO: Board of Directors

THRU: Charles H. Carden, General Manager

FROM: Christina Sackett, Chief Financial Officer

SUBJECT: Investment Schedule for August 2022 - *Receive Report*

SUMMARY

The attached investment statement and report provides details of Tampa Bay Water's investments as of August 2022.

SUGGESTED ACTION

Receive and File.

COST/FUNDING SOURCE

N/A

DISCUSSION

The attached Chandler Asset Management Consolidated Statement and Bond Market Review provide a monthly summary of the agency's asset allocations and the drivers of the economy that may affect investment performance.

Chandler Asset Management, the Board's contracted investment advisor, manages a portion of the agency's funds to earn a higher return, without sacrificing or risking principal.

As of August 31, 2022, the funds currently managed by Chandler Asset Management had a Market

Value of $161,312,780 and are detailed in the attached statement. All the investments are held in a third-party trust account with Regions Bank as custodian.

As of August 31, 2022, the Agency had $124,344,389 held in deposit accounts or certificates of deposits with multiple banking institutions, with interest rates ranging from .40% to 1.25%. In addition, these banking institutions participate in the State of Florida Public Funds pool and are designated Public Funds. Under this program, each participating bank is required to post collateral with the State at a percentage of the amount of Public Funds held by that bank. The percentage of collateral required is determined by the State and may vary by institution. Of the funds held by Tampa Bay Water, 63% are restricted as to purpose. An additional $30.0 million in the Utility Reserve Fund is not restricted as to purpose but must be maintained at levels sufficient to ensure compliance with debt coverage requirements.

BACKGROUND

Resolution 2017-002 approves the Agency's Investment Policy.

US Government Securities - Treasuries (100%) - Collective term used to describe debt instruments backed by the US Government and issued through the US Department of Treasure.

US Government Agency (50%) – A debt instrument issued by one of the Federal Agencies.

Federal Instrumentalities (80%) - A government sponsored/owned entity created by US Congress.

Mortgage-Backed Securities (20%) – An ownership interest in a pool of mortgage loans made by financial institutions to finance the borrower's purchase of a home or other real estate.

Repurchase Agreements (50%) - A short-term investment vehicle where an investor agrees to buy securities from a counterparty and simultaneously agrees to resell the securities back to the counterparty at an agreed upon time for an agreed upon price.

Commercial Paper (25%) – Short term unsecured promissory note issued by a company or financial institution. Issued at a discount and matures for par or face value.

Corporate Note (25%) – A debt instrument issued by a corporation with a maturity of greater than one year and less than ten years.

Bankers' Acceptances (25%) – A draft or bill of exchange drawn upon and accepted by a bank.

Municipal Note/Bond (20%) – A debt instrument issued by a state, local government or public agency.

Supranationals (15%) – A debt instrument issued by the International Bank for Reconstruction and Development, International Finance Corporation or Inter-American Development Bank.

Money Market Mutual Funds (50%) – Market in which short-term debt instruments are issued/traded.

Intergovernmental Investment Pool (25%) – An investment by local governments in which their money is pooled as a method for managing local funds.

Attachments (2)

Investment Schedule for August 2022 (1 of 2)
Investment Schedule for August 2022 (2 of 2)

Tampa Bay Water Consolidated - Account #10504

MONTHLY ACCOUNT STATEMENT

AUGUST 1, 2022 THROUGH AUGUST 31, 2022

Chandler Team:
For questions about your account, please call (800) 317-4747,
or contact **operations@chandlerasset.com**

CHANDLER ASSET MANAGEMENT
chandlerasset.com

Information contained herein is confidential. We urge you to compare this statement to the one you receive from your qualified custodian. Please see Important Disclosures.

Tampa Bay Water Consolidated

Account #10504

Portfolio Summary

As of August 31, 2022

PORTFOLIO CHARACTERISTICS

Average Modified Duration	1.60
Average Coupon	1.44%
Average Purchase YTM	1.19%
Average Market YTM	3.48%
Average S&P/Moody Rating	AA/Aa1
Average Final Maturity	1.66 yrs
Average Life	1.66 yrs

ACCOUNT SUMMARY

	Beg. Values as of 7/31/22	End Values as of 8/31/22
Market Value	161,721,240	160,705,454
Accrued Interest	552,348	607,326
Total Market Value	**162,273,589**	**161,312,780**
Income Earned Cont/WD	151,469	158,183
Par	165,853,331	166,025,397
Book Value	166,404,911	166,466,998
Cost Value	167,290,350	167,343,874

TOP ISSUERS

Government of United States	45.1%
Federal National Mortgage Assoc	9.1%
Federal Home Loan Mortgage Corp	6.4%
Federal Home Loan Bank	4.0%
Inter-American Dev Bank	3.8%
Intl Bank Recon and Development	3.6%
Federal Farm Credit Bank	2.2%
Bank of America Corp	2.2%
Total	**76.5%**

SECTOR ALLOCATION

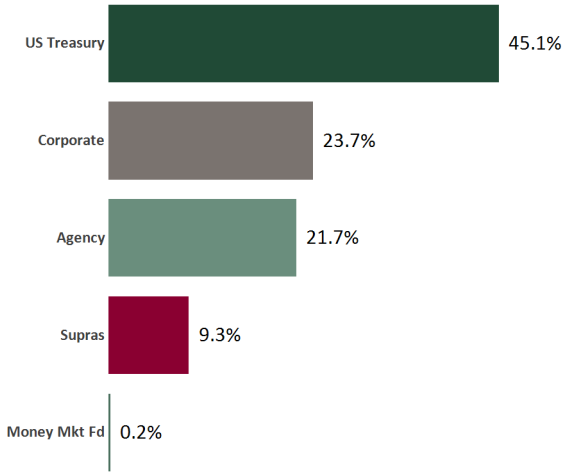

MATURITY DISTRIBUTION

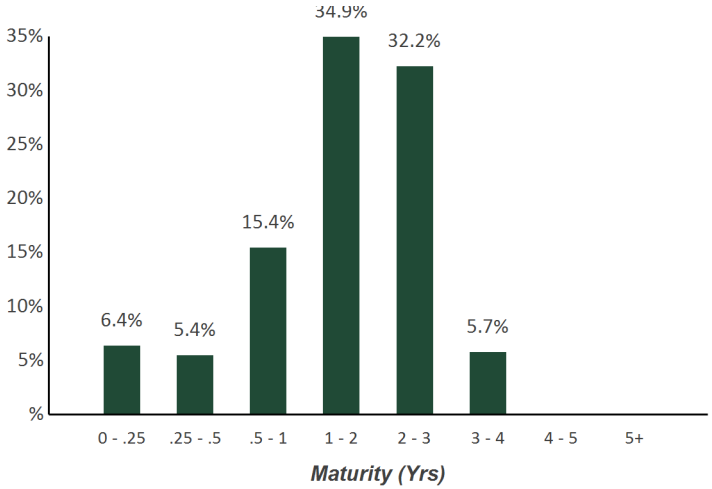

CREDIT QUALITY (S&P)

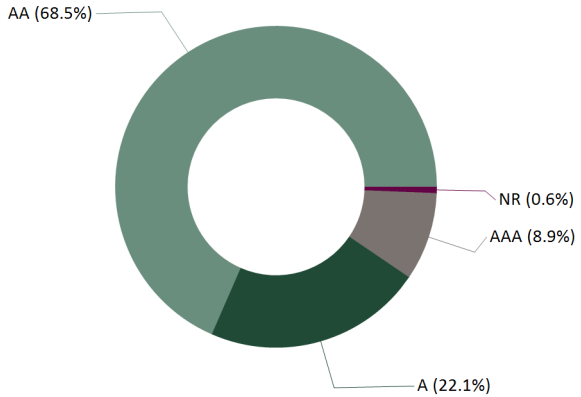

Holdings Report

As of August 31, 2022

CUSIP	Security Description	Par Value/Units	Purchase Date Book Yield	Cost Value Book Value	Mkt Price Mkt YTM	Market Value Accrued Int.	% of Port. Gain/Loss	Moody/S&P Fitch	Maturity Duration
AGENCY									
3135G0W33	FNMA Note 1.375% Due 9/6/2022	1,500,000.00	09/11/2019 1.66%	1,487,550.00 1,499,942.89	99.99 2.41%	1,499,781.00 10,026.04	0.94% (161.89)	Aaa / AA+ AAA	0.02 0.01
3135G0W33	FNMA Note 1.375% Due 9/6/2022	330,000.00	09/11/2019 1.66%	327,261.00 329,987.44	99.99 2.41%	329,951.82 2,205.73	0.21% (35.62)	Aaa / AA+ AAA	0.02 0.01
3130A3KM5	FHLB Note 2.5% Due 12/9/2022	250,000.00	10/29/2020 0.20%	262,107.50 251,556.68	99.89 2.91%	249,715.25 1,423.61	0.16% (1,841.43)	Aaa / AA+ NR	0.27 0.27
3135G0T94	FNMA Note 2.375% Due 1/19/2023	350,000.00	07/18/2019 1.87%	355,915.00 350,646.95	99.65 3.30%	348,766.95 969.79	0.22% (1,880.00)	Aaa / AA+ AAA	0.39 0.38
3133ELNW0	FFCB Note 1.45% Due 2/21/2023	600,000.00	02/19/2020 1.45%	599,929.80 599,988.92	99.06 3.48%	594,330.00 241.67	0.37% (5,658.92)	Aaa / AA+ AAA	0.48 0.46
3133ELNW0	FFCB Note 1.45% Due 2/21/2023	1,500,000.00	02/19/2020 1.45%	1,499,824.50 1,499,972.30	99.06 3.48%	1,485,825.00 604.17	0.92% (14,147.30)	Aaa / AA+ AAA	0.48 0.46
3130ALRG1	FHLB Note 0.125% Due 3/17/2023	380,000.00	03/17/2021 0.18%	379,582.00 379,887.04	98.27 3.36%	373,430.18 216.39	0.23% (6,456.86)	Aaa / AA+ AAA	0.54 0.54
3137EAEQ8	FHLMC Note 0.375% Due 4/20/2023	1,225,000.00	04/17/2020 0.46%	1,221,937.50 1,224,353.94	98.04 3.52%	1,200,939.78 1,671.61	0.75% (23,414.16)	Aaa / AA+ AAA	0.64 0.62
3137EAEQ8	FHLMC Note 0.375% Due 4/20/2023	460,000.00	04/17/2020 0.46%	458,850.00 459,757.40	98.04 3.52%	450,965.14 627.71	0.28% (8,792.26)	Aaa / AA+ AAA	0.64 0.62
3137EAER6	FHLMC Note 0.375% Due 5/5/2023	575,000.00	05/05/2020 0.39%	574,758.50 574,945.65	97.93 3.49%	563,101.53 694.79	0.35% (11,844.12)	Aaa / AA+ AAA	0.68 0.67
3137EAER6	FHLMC Note 0.375% Due 5/5/2023	1,535,000.00	05/05/2020 0.39%	1,534,355.30 1,534,854.90	97.93 3.49%	1,503,236.25 1,854.79	0.93% (31,618.65)	Aaa / AA+ AAA	0.68 0.67
3135G04Q3	FNMA Note 0.25% Due 5/22/2023	1,645,000.00	05/20/2020 0.35%	1,640,048.55 1,643,810.75	97.62 3.61%	1,605,847.36 1,130.94	1.00% (37,963.39)	Aaa / AA+ AAA	0.72 0.71
3135G04Q3	FNMA Note 0.25% Due 5/22/2023	460,000.00	05/20/2020 0.35%	458,615.40 459,667.44	97.62 3.61%	449,051.54 316.25	0.28% (10,615.90)	Aaa / AA+ AAA	0.72 0.71
3135G05G4	FNMA Note 0.25% Due 7/10/2023	535,000.00	07/08/2020 0.32%	533,849.75 534,672.26	97.29 3.48%	520,500.43 189.48	0.32% (14,171.83)	Aaa / AA+ AAA	0.86 0.84
3135G05G4	FNMA Note 0.25% Due 7/10/2023	1,435,000.00	07/08/2020 0.32%	1,431,914.75 1,434,120.92	97.29 3.48%	1,396,108.63 508.23	0.87% (38,012.29)	Aaa / AA+ AAA	0.86 0.84
3137EAEV7	FHLMC Note 0.25% Due 8/24/2023	1,515,000.00	08/19/2020 0.28%	1,513,454.70 1,514,497.57	96.79 3.61%	1,466,386.68 73.65	0.91% (48,110.89)	Aaa / AA+ AAA	0.98 0.96

Holdings Report

As of August 31, 2022

CUSIP	Security Description	Par Value/Units	Purchase Date Book Yield	Cost Value Book Value	Mkt Price Mkt YTM	Market Value Accrued Int.	% of Port. Gain/Loss	Moody/S&P Fitch	Maturity Duration
AGENCY									
3137EAEV7	FHLMC Note 0.25% Due 8/24/2023	565,000.00	08/19/2020 0.28%	564,423.70 564,812.62	96.79 3.61%	546,870.28 27.47	0.34% (17,942.34)	Aaa / AA+ AAA	0.98 0.96
3137EAEW5	FHLMC Note 0.25% Due 9/8/2023	385,000.00	09/02/2020 0.26%	384,872.95 384,956.99	96.66 3.62%	372,130.99 462.53	0.23% (12,826.00)	Aaa / AA+ AAA	1.02 1.00
3137EAEW5	FHLMC Note 0.25% Due 9/8/2023	1,030,000.00	09/02/2020 0.26%	1,029,660.10 1,029,884.95	96.66 3.62%	995,571.22 1,237.43	0.62% (34,313.73)	Aaa / AA+ AAA	1.02 1.00
3135G0U43	FNMA Note 2.875% Due 9/12/2023	350,000.00	07/18/2019 1.88%	363,793.50 353,421.08	99.29 3.58%	347,509.05 4,723.78	0.22% (5,912.03)	Aaa / AA+ AAA	1.03 0.99
3135G0U43	FNMA Note 2.875% Due 9/12/2023	1,250,000.00	07/18/2019 1.88%	1,299,262.50 1,262,218.14	99.29 3.58%	1,241,103.75 16,870.66	0.78% (21,114.39)	Aaa / AA+ AAA	1.03 0.99
3137EAFA2	FHLMC Note 0.25% Due 12/4/2023	1,200,000.00	12/02/2020 0.28%	1,198,812.00 1,199,502.02	95.96 3.56%	1,151,554.80 725.00	0.71% (47,947.22)	Aaa / AA+ AAA	1.26 1.23
3137EAFA2	FHLMC Note 0.25% Due 12/4/2023	450,000.00	12/02/2020 0.28%	449,554.50 449,813.26	95.96 3.56%	431,833.05 271.88	0.27% (17,980.21)	Aaa / AA+ AAA	1.26 1.23
3130A0F70	FHLB Note 3.375% Due 12/8/2023	600,000.00	12/28/2018 2.73%	617,658.00 604,534.47	99.72 3.60%	598,327.80 4,668.75	0.37% (6,206.67)	Aaa / AA+ AAA	1.27 1.22
3130A0F70	FHLB Note 3.375% Due 12/8/2023	1,200,000.00	12/28/2018 2.73%	1,235,316.00 1,209,068.95	99.72 3.60%	1,196,655.60 9,337.50	0.75% (12,413.35)	Aaa / AA+ AAA	1.27 1.22
3133ENWP1	FFCB Note 2.625% Due 5/16/2024	245,000.00	05/10/2022 2.69%	244,669.25 244,718.12	98.56 3.50%	241,474.21 1,875.78	0.15% (3,243.91)	Aaa / AA+ AAA	1.71 1.64
3133ENWP1	FFCB Note 2.625% Due 5/16/2024	415,000.00	05/10/2022 2.69%	414,439.75 414,522.52	98.56 3.50%	409,027.74 3,177.34	0.26% (5,494.78)	Aaa / AA+ AAA	1.71 1.64
3130A1XJ2	FHLB Note 2.875% Due 6/14/2024	750,000.00	06/14/2019 1.97%	782,257.50 761,530.64	98.79 3.58%	740,945.25 4,611.98	0.46% (20,585.39)	Aaa / AA+ NR	1.79 1.71
3130A1XJ2	FHLB Note 2.875% Due 6/14/2024	1,200,000.00	06/14/2019 1.97%	1,251,612.00 1,218,449.03	98.79 3.58%	1,185,512.40 7,379.17	0.74% (32,936.63)	Aaa / AA+ NR	1.79 1.71
3130ASHK8	FHLB Note 3.125% Due 6/14/2024	1,300,000.00	Various 3.45%	1,292,725.50 1,292,786.51	99.20 3.59%	1,289,640.30 7,899.31	0.80% (3,146.21)	Aaa / AA+ NR	1.79 1.71
3135G0W66	FNMA Note 1.625% Due 10/15/2024	390,000.00	10/17/2019 1.66%	389,333.10 389,716.64	96.22 3.49%	375,239.28 2,394.17	0.23% (14,477.36)	Aaa / AA+ AAA	2.13 2.05
3135G0W66	FNMA Note 1.625% Due 10/15/2024	1,220,000.00	10/17/2019 1.66%	1,217,913.80 1,219,113.59	96.22 3.49%	1,173,825.44 7,489.44	0.73% (45,288.15)	Aaa / AA+ AAA	2.13 2.05

Holdings Report

As of August 31, 2022

CUSIP	Security Description	Par Value/Units	Purchase Date Book Yield	Cost Value Book Value	Mkt Price Mkt YTM	Market Value Accrued Int.	% of Port. Gain/Loss	Moody/S&P Fitch	Maturity Duration
AGENCY									
3133ENEJ5	FFCB Note 0.875% Due 11/18/2024	850,000.00	11/16/2021 0.92%	848,920.50 849,203.18	94.52 3.47%	803,436.15 2,127.95	0.50% (45,767.03)	Aaa / AA+ AAA	2.22 2.15
3130A3GE8	FHLB Note 2.75% Due 12/13/2024	750,000.00	12/21/2021 0.95%	789,427.50 780,250.72	98.41 3.48%	738,096.00 4,468.75	0.46% (42,154.72)	Aaa / AA+ NR	2.29 2.18
3135G04Z3	FNMA Note 0.5% Due 6/17/2025	1,750,000.00	06/17/2020 0.54%	1,746,377.50 1,747,974.26	91.98 3.54%	1,609,672.75 1,798.61	1.00% (138,301.51)	Aaa / AA+ AAA	2.80 2.73
3135G04Z3	FNMA Note 0.5% Due 6/17/2025	655,000.00	06/17/2020 0.54%	653,644.15 654,241.79	91.98 3.54%	602,477.52 673.19	0.37% (51,764.27)	Aaa / AA+ AAA	2.80 2.73
3135G05X7	FNMA Note 0.375% Due 8/25/2025	395,000.00	08/25/2020 0.47%	393,151.40 393,896.31	91.27 3.48%	360,535.07 24.69	0.22% (33,361.24)	Aaa / AA+ AAA	2.99 2.92
3135G05X7	FNMA Note 0.375% Due 8/25/2025	1,050,000.00	08/25/2020 0.47%	1,045,086.00 1,047,066.15	91.27 3.48%	958,384.35 65.63	0.59% (88,681.80)	Aaa / AA+ AAA	2.99 2.92
3137EAEX3	FHLMC Note 0.375% Due 9/23/2025	1,350,000.00	09/23/2020 0.44%	1,345,936.50 1,347,509.32	91.14 3.45%	1,230,452.10 2,221.88	0.76% (117,057.22)	Aaa / AA+ AAA	3.07 2.99
3137EAEX3	FHLMC Note 0.375% Due 9/23/2025	505,000.00	09/23/2020 0.44%	503,479.95 504,068.30	91.14 3.45%	460,280.23 831.15	0.29% (43,788.07)	Aaa / AA+ AAA	3.07 2.99
3135G06G3	FNMA Note 0.5% Due 11/7/2025	1,455,000.00	11/09/2020 0.57%	1,449,791.10 1,451,673.28	91.07 3.49%	1,325,042.31 2,303.75	0.82% (126,630.97)	Aaa / AA+ AAA	3.19 3.10
3135G06G3	FNMA Note 0.5% Due 11/7/2025	545,000.00	11/09/2020 0.57%	543,048.90 543,753.91	91.07 3.49%	496,321.69 862.92	0.31% (47,432.22)	Aaa / AA+ AAA	3.19 3.10
Total Agency		**36,150,000.00**	**1.04%**	**36,335,121.90 36,211,349.80**	**3.47%**	**34,919,856.87 111,285.56**	**21.72% (1,291,492.93)**	**Aaa / AA+ AAA**	**1.46 1.42**
CORPORATE									
24422EUA5	John Deere Capital Corp Note 2.7% Due 1/6/2023	350,000.00	08/16/2018 3.27%	341,918.50 349,358.53	99.88 3.03%	349,587.70 1,443.75	0.22% 229.17	A2 / A A	0.35 0.34
808513AT2	Charles Schwab Corp Callable Note Cont 12/25/2022 2.65% Due 1/25/2023	350,000.00	06/18/2018 3.32%	340,081.00 349,137.99	99.74 3.31%	349,073.20 927.50	0.22% (64.79)	A2 / A A	0.40 0.39
89114QCG1	Toronto Dominion Bank Note 0.75% Due 6/12/2023	1,000,000.00	06/07/2021 0.29%	1,009,290.00 1,003,599.40	97.73 3.73%	977,253.00 1,645.83	0.61% (26,346.40)	A1 / A AA-	0.78 0.76
14913R2D8	Caterpillar Financial Service Note 0.65% Due 7/7/2023	200,000.00	05/24/2021 0.27%	201,618.00 200,647.62	97.58 3.56%	195,165.20 195.00	0.12% (5,482.42)	A2 / A A	0.85 0.83

CUSIP	Security Description	Par Value/Units	Purchase Date Book Yield	Cost Value Book Value	Mkt Price Mkt YTM	Market Value Accrued Int.	% of Port. Gain/Loss	Moody/S&P Fitch	Maturity Duration
CORPORATE									
89236THA6	Toyota Motor Credit Corp Note 1.35% Due 8/25/2023	655,000.00	05/19/2021 0.34%	669,829.20 661,427.18	97.64 3.82%	639,550.52 147.38	0.40% (21,876.66)	A1 / A+ A+	0.98 0.96
89236TFS9	Toyota Motor Credit Corp Note 3.35% Due 1/8/2024	1,000,000.00	05/20/2019 2.69%	1,028,610.00 1,008,353.04	99.57 3.67%	995,742.00 4,931.94	0.62% (12,611.04)	A1 / A+ A+	1.36 1.30
24422EVN6	John Deere Capital Corp Note 0.45% Due 1/17/2024	705,000.00	03/01/2021 0.47%	704,499.45 704,759.98	95.77 3.62%	675,195.42 387.75	0.42% (29,564.56)	A2 / A A	1.38 1.35
24422EVN6	John Deere Capital Corp Note 0.45% Due 1/17/2024	1,000,000.00	05/24/2021 0.42%	1,000,870.00 1,000,453.01	95.77 3.62%	957,724.00 550.00	0.59% (42,729.01)	A2 / A A	1.38 1.35
78015K7L2	Royal Bank of Canada Note 0.425% Due 1/19/2024	450,000.00	06/22/2021 0.52%	448,911.00 449,414.33	95.46 3.83%	429,570.90 223.13	0.27% (19,843.43)	A1 / A AA-	1.39 1.35
78015K7L2	Royal Bank of Canada Note 0.425% Due 1/19/2024	1,250,000.00	06/22/2021 0.52%	1,246,975.00 1,248,373.14	95.46 3.83%	1,193,252.50 619.79	0.74% (55,120.64)	A1 / A AA-	1.39 1.35
46625HJT8	JP Morgan Chase Note 3.875% Due 2/1/2024	500,000.00	03/28/2019 2.89%	521,940.00 506,431.76	100.42 3.57%	502,096.00 1,614.58	0.31% (4,335.76)	A2 / A- AA-	1.42 1.36
808513AY1	Charles Schwab Corp Callable Note Cont 1/1/2024 3.55% Due 2/1/2024	1,000,000.00	05/19/2021 0.52%	1,080,950.00 1,042,527.48	99.86 3.65%	998,575.00 2,958.33	0.62% (43,952.48)	A2 / A A	1.42 1.37
89114QCQ9	Toronto Dominion Bank Note 0.55% Due 3/4/2024	1,600,000.00	06/09/2021 0.42%	1,605,504.00 1,603,036.31	95.14 3.90%	1,522,216.00 4,326.67	0.95% (80,820.31)	A1 / A AA-	1.51 1.47
89114QCQ9	Toronto Dominion Bank Note 0.55% Due 3/4/2024	550,000.00	Various 0.49%	550,845.00 550,454.28	95.14 3.90%	523,261.75 1,487.29	0.33% (27,192.53)	A1 / A AA-	1.51 1.47
808513BN4	Charles Schwab Corp Callable Note Cont 2/18/2024 0.75% Due 3/18/2024	110,000.00	03/16/2021 0.77%	109,945.00 109,971.70	95.81 3.56%	105,392.43 373.54	0.07% (4,579.27)	A2 / A A	1.55 1.51
808513BN4	Charles Schwab Corp Callable Note Cont 2/18/2024 0.75% Due 3/18/2024	295,000.00	03/16/2021 0.77%	294,852.50 294,924.10	95.81 3.56%	282,643.34 1,001.77	0.18% (12,280.76)	A2 / A A	1.55 1.51
023135BW5	Amazon.com Inc Note 0.45% Due 5/12/2024	655,000.00	05/10/2021 0.50%	654,043.70 654,459.90	94.88 3.59%	621,448.28 892.44	0.39% (33,011.62)	A1 / AA AA-	1.70 1.66
023135BW5	Amazon.com Inc Note 0.45% Due 5/12/2024	245,000.00	05/10/2021 0.50%	244,642.30 244,797.98	94.88 3.59%	232,450.12 333.81	0.14% (12,347.86)	A1 / AA AA-	1.70 1.66
14913R2L0	Caterpillar Financial Service Note 0.45% Due 5/17/2024	390,000.00	05/10/2021 0.50%	389,477.40 389,702.46	94.63 3.72%	369,060.51 507.00	0.23% (20,641.95)	A2 / A A	1.71 1.67

Holdings Report

As of August 31, 2022

CUSIP	Security Description	Par Value/Units	Purchase Date Book Yield	Cost Value Book Value	Mkt Price Mkt YTM	Market Value Accrued Int.	% of Port. Gain/Loss	Moody/S&P Fitch	Maturity Duration
CORPORATE									
14913R2L0	Caterpillar Financial Service Note 0.45% Due 5/17/2024	1,040,000.00	05/10/2021 0.50%	1,038,606.40 1,039,206.56	94.63 3.72%	984,161.36 1,352.00	0.61% (55,045.20)	A2 / A A	1.71 1.67
06051GJY6	Bank of America Corp Callable Note Cont 6/14/2023 0.523% Due 6/14/2024	525,000.00	06/07/2021 1.25%	525,035.20 525,020.94	96.92 3.54%	508,805.85 587.28	0.32% (16,215.09)	A2 / A- AA-	1.79 1.74
06051GJY6	Bank of America Corp Callable Note Cont 6/14/2023 0.523% Due 6/14/2024	195,000.00	06/07/2021 1.25%	195,012.80 195,007.61	96.92 3.54%	188,985.03 218.13	0.12% (6,022.58)	A2 / A- AA-	1.79 1.74
06367TQW3	Bank of Montreal Note 0.625% Due 7/9/2024	1,000,000.00	02/09/2022 1.89%	970,360.00 977,171.47	94.20 3.89%	942,030.00 902.78	0.58% (35,141.47)	A2 / A- AA-	1.86 1.81
79466LAG9	Salesforce.com Inc Callable Note Cont 7/15/2022 0.625% Due 7/15/2024	60,000.00	06/29/2021 0.64%	59,969.40 59,980.98	94.74 3.55%	56,843.52 47.92	0.04% (3,137.46)	A2 / A+ NR	1.87 1.83
79466LAG9	Salesforce.com Inc Callable Note Cont 7/15/2022 0.625% Due 7/15/2024	105,000.00	06/29/2021 0.64%	104,946.45 104,966.72	94.74 3.55%	99,476.16 83.85	0.06% (5,490.56)	A2 / A+ NR	1.87 1.83
79466LAG9	Salesforce.com Inc Callable Note Cont 7/15/2022 0.625% Due 7/15/2024	615,000.00	Various 0.84%	611,540.85 612,536.48	94.74 3.55%	582,646.08 491.15	0.36% (29,890.40)	A2 / A+ NR	1.87 1.83
78016EZU4	Royal Bank of Canada Note 0.65% Due 7/29/2024	400,000.00	10/06/2021 0.77%	398,680.00 399,102.40	93.88 4.01%	375,535.20 231.11	0.23% (23,567.20)	A1 / A AA-	1.91 1.86
78016EZU4	Royal Bank of Canada Note 0.65% Due 7/29/2024	100,000.00	10/06/2021 0.77%	99,670.00 99,775.60	93.88 4.01%	93,883.80 57.78	0.06% (5,891.80)	A1 / A AA-	1.91 1.86
69371RR40	Paccar Financial Corp Note 0.5% Due 8/9/2024	400,000.00	08/03/2021 0.52%	399,784.00 399,860.47	93.91 3.79%	375,646.40 122.22	0.23% (24,214.07)	A1 / A+ NR	1.94 1.90
69371RR40	Paccar Financial Corp Note 0.5% Due 8/9/2024	450,000.00	Various 0.53%	449,556.00 449,704.99	93.91 3.79%	422,602.20 137.50	0.26% (27,102.79)	A1 / A+ NR	1.94 1.90
023135AZ9	Amazon.com Inc Callable Note Cont 6/22/2024 2.8% Due 8/22/2024	225,000.00	06/10/2021 0.57%	240,853.50 234,811.48	98.80 3.43%	222,307.43 157.50	0.14% (12,504.05)	A1 / AA AA-	1.98 1.90
023135AZ9	Amazon.com Inc Callable Note Cont 6/22/2024 2.8% Due 8/22/2024	950,000.00	06/10/2021 0.57%	1,016,937.00 991,426.25	98.80 3.43%	938,631.35 665.00	0.58% (52,794.90)	A1 / AA AA-	1.98 1.90

Holdings Report

As of August 31, 2022

CUSIP	Security Description	Par Value/Units	Purchase Date Book Yield	Cost Value Book Value	Mkt Price Mkt YTM	Market Value Accrued Int.	% of Port. Gain/Loss	Moody/S&P Fitch	Maturity Duration
CORPORATE									
023135AZ9	Amazon.com Inc Callable Note Cont 6/22/2024 2.8% Due 8/22/2024	575,000.00	06/10/2021 0.57%	615,514.50 600,073.78	98.80 3.43%	568,118.98 402.50	0.35% (31,954.80)	A1 / AA AA-	1.98 1.90
89236TJT3	Toyota Motor Credit Corp Note 1.45% Due 1/13/2025	715,000.00	01/10/2022 1.50%	714,041.90 714,243.84	94.46 3.92%	675,386.86 1,382.33	0.42% (38,856.98)	A1 / A+ A+	2.37 2.28
89236TJT3	Toyota Motor Credit Corp Note 1.45% Due 1/13/2025	270,000.00	01/10/2022 1.50%	269,638.20 269,714.46	94.46 3.92%	255,041.19 522.00	0.16% (14,673.27)	A1 / A+ A+	2.37 2.28
89236TJT3	Toyota Motor Credit Corp Note 1.45% Due 1/13/2025	455,000.00	01/10/2022 1.50%	454,390.30 454,518.80	94.46 3.92%	429,791.64 879.67	0.27% (24,727.16)	A1 / A+ A+	2.37 2.28
78016EYM3	Royal Bank of Canada Note 1.6% Due 1/21/2025	1,000,000.00	01/12/2022 1.60%	1,000,000.00 1,000,000.00	94.38 4.09%	943,805.00 1,777.78	0.59% (56,195.00)	A1 / A AA-	2.39 2.30
46625HKC3	JP Morgan Chase Callable Note Cont 10/23/2024 3.125% Due 1/23/2025	375,000.00	02/22/2021 0.92%	406,747.50 394,439.51	98.44 3.81%	369,147.00 1,236.98	0.23% (25,292.51)	A2 / A- AA-	2.40 2.27
46625HKC3	JP Morgan Chase Callable Note Cont 10/23/2024 3.125% Due 1/23/2025	500,000.00	02/22/2021 0.92%	542,330.00 525,919.35	98.44 3.81%	492,196.00 1,649.31	0.31% (33,723.35)	A2 / A- AA-	2.40 2.27
00440EAS6	Chubb INA Holdings Inc Note 3.15% Due 3/15/2025	1,000,000.00	03/25/2021 1.06%	1,080,660.00 1,051,617.94	98.41 3.81%	984,121.00 14,525.00	0.62% (67,496.94)	A3 / A A	2.54 2.38
00440EAS6	Chubb INA Holdings Inc Note 3.15% Due 3/15/2025	360,000.00	03/25/2021 1.06%	389,037.60 378,582.46	98.41 3.81%	354,283.56 5,229.00	0.22% (24,298.90)	A3 / A A	2.54 2.38
06051GHR3	Bank of America Corp Callable Note 1X 3/15/2024 3.458% Due 3/15/2025	550,000.00	Various 1.47%	593,740.50 578,020.26	98.39 4.27%	541,164.25 8,769.87	0.34% (36,856.01)	A2 / A- AA-	2.54 2.36
06051GHR3	Bank of America Corp Callable Note 1X 3/15/2024 3.458% Due 3/15/2025	1,500,000.00	Various 1.46%	1,620,105.00 1,576,658.47	98.39 4.27%	1,475,902.50 23,917.83	0.93% (100,755.97)	A2 / A- AA-	2.54 2.36
87612EBL9	Target Corp Callable Note Cont 4/15/25 2.25% Due 4/15/2025	800,000.00	01/31/2022 1.76%	812,112.00 809,923.96	96.19 3.79%	769,548.80 6,800.00	0.48% (40,375.16)	A2 / A A	2.62 2.49
87612EBL9	Target Corp Callable Note Cont 4/15/25 2.25% Due 4/15/2025	300,000.00	01/31/2022 1.76%	304,542.00 303,721.48	96.19 3.79%	288,580.80 2,550.00	0.18% (15,140.68)	A2 / A A	2.62 2.49
87612EBL9	Target Corp Callable Note Cont 4/15/25 2.25% Due 4/15/2025	550,000.00	01/31/2022 1.76%	558,327.00 556,822.72	96.19 3.79%	529,064.80 4,675.00	0.33% (27,757.92)	A2 / A A	2.62 2.49

Holdings Report

As of August 31, 2022

CUSIP	Security Description	Par Value/Units	Purchase Date Book Yield	Cost Value Book Value	Mkt Price Mkt YTM	Market Value Accrued Int.	% of Port. Gain/Loss	Moody/S&P Fitch	Maturity Duration
CORPORATE									
61747YEQ4	Morgan Stanley Callable Note S/A 4/17/2024 3.62% Due 4/17/2025	250,000.00	05/18/2022 3.77%	248,737.50 248,861.02	98.57 4.15%	246,414.00 3,293.19	0.15% (2,447.02)	A1 / A- A	2.63 2.45
61747YEQ4	Morgan Stanley Callable Note S/A 4/17/2024 3.62% Due 4/17/2025	425,000.00	05/18/2022 3.77%	422,853.75 423,063.73	98.57 4.15%	418,903.80 5,598.43	0.26% (4,159.93)	A1 / A- A	2.63 2.45
61747YEQ4	Morgan Stanley Callable Note S/A 4/17/2024 3.62% Due 4/17/2025	150,000.00	05/18/2022 3.77%	149,242.50 149,316.61	98.57 4.15%	147,848.40 1,975.92	0.09% (1,468.21)	A1 / A- A	2.63 2.45
06051GJR1	Bank of America Corp Callable Note Cont 4/22/2024 0.976% Due 4/22/2025	500,000.00	01/20/2022 2.06%	492,645.00 494,011.64	94.32 4.01%	471,609.00 1,748.67	0.29% (22,402.64)	A2 / A- AA-	2.64 2.55
06367WB85	Bank of Montreal Note 1.85% Due 5/1/2025	450,000.00	Various 0.87%	466,155.00 461,579.76	94.39 4.09%	424,745.10 2,775.00	0.27% (36,834.66)	A2 / A- AA-	2.67 2.54
06367WB85	Bank of Montreal Note 1.85% Due 5/1/2025	1,200,000.00	Various 1.42%	1,220,400.00 1,213,153.20	94.39 4.09%	1,132,653.60 7,400.00	0.71% (80,499.60)	A2 / A- AA-	2.67 2.54
747525AF0	Qualcomm Inc Callable Note Cont 2/20/2025 3.45% Due 5/20/2025	800,000.00	03/09/2022 2.48%	823,608.00 820,085.02	98.93 3.87%	791,430.40 7,743.33	0.50% (28,654.62)	A2 / A NR	2.72 2.55
747525AF0	Qualcomm Inc Callable Note Cont 2/20/2025 3.45% Due 5/20/2025	300,000.00	03/09/2022 2.48%	308,853.00 307,531.88	98.93 3.87%	296,786.40 2,903.75	0.19% (10,745.48)	A2 / A NR	2.72 2.55
747525AF0	Qualcomm Inc Callable Note Cont 2/20/2025 3.45% Due 5/20/2025	500,000.00	03/09/2022 2.48%	514,755.00 512,553.14	98.93 3.87%	494,644.00 4,839.58	0.31% (17,909.14)	A2 / A NR	2.72 2.55
438516CB0	Honeywell Intl Callable Note Cont 5/1/2025 1.35% Due 6/1/2025	500,000.00	03/09/2022 2.32%	485,020.00 487,232.67	93.89 3.71%	469,425.00 1,687.50	0.29% (17,807.67)	A2 / A A	2.75 2.65
438516CB0	Honeywell Intl Callable Note Cont 5/1/2025 1.35% Due 6/1/2025	300,000.00	03/09/2022 2.32%	291,012.00 292,339.60	93.89 3.71%	281,655.00 1,012.50	0.18% (10,684.60)	A2 / A A	2.75 2.65
438516CB0	Honeywell Intl Callable Note Cont 5/1/2025 1.35% Due 6/1/2025	800,000.00	03/09/2022 2.32%	776,032.00 779,572.26	93.89 3.71%	751,080.00 2,700.00	0.47% (28,492.26)	A2 / A A	2.75 2.65

Holdings Report

As of August 31, 2022

CUSIP	Security Description	Par Value/Units	Purchase Date Book Yield	Cost Value Book Value	Mkt Price Mkt YTM	Market Value Accrued Int.	% of Port. Gain/Loss	Moody/S&P Fitch	Maturity Duration
CORPORATE									
06406RBF3	Bank of NY Mellon Corp Callable Note Cont 6/13/2024 3.43% Due 6/13/2025	470,000.00	06/08/2022 3.26%	470,000.00 470,000.00	98.83 3.69%	464,507.11 3,492.88	0.29% (5,492.89)	A1 / A AA-	2.79 2.61
46647PCK0	JP Morgan Chase & Co Callable Note Cont 6/23/2024 0.969% Due 6/23/2025	400,000.00	07/16/2021 1.41%	400,576.00 400,412.12	93.74 4.01%	374,955.20 732.13	0.23% (25,456.92)	A2 / A- AA-	2.81 2.71
46647PCK0	JP Morgan Chase & Co Callable Note Cont 6/23/2024 0.969% Due 6/23/2025	150,000.00	07/16/2021 1.41%	150,216.00 150,154.54	93.74 4.01%	140,608.20 274.55	0.09% (9,546.34)	A2 / A- AA-	2.81 2.71
46647PCK0	JP Morgan Chase & Co Callable Note Cont 6/23/2024 0.969% Due 6/23/2025	1,000,000.00	01/24/2022 2.07%	982,210.00 985,327.54	93.74 4.01%	937,388.00 1,830.33	0.58% (47,939.54)	A2 / A- AA-	2.81 2.71
89236TKC8	Toyota Motor Credit Corp Note 3.95% Due 6/30/2025	325,000.00	07/15/2022 3.75%	326,820.00 326,745.65	99.90 3.99%	324,670.13 2,175.24	0.20% (2,075.52)	A1 / A+ A+	2.83 2.64
69371RR99	Paccar Financial Corp Note 3.55% Due 8/11/2025	800,000.00	08/03/2022 3.51%	801,016.00 800,996.53	99.14 3.86%	793,152.00 1,577.78	0.49% (7,844.53)	A1 / A+ NR	2.95 2.76
69371RR99	Paccar Financial Corp Note 3.55% Due 8/11/2025	800,000.00	08/03/2022 3.51%	801,016.00 800,996.53	99.14 3.86%	793,152.00 1,577.78	0.49% (7,844.53)	A1 / A+ NR	2.95 2.76
6174468R3	Morgan Stanley Callable Note Cont 10/21/24 0.864% Due 10/21/2025	500,000.00	08/11/2022 3.87%	465,355.00 465,861.42	92.43 4.13%	462,144.50 1,560.00	0.29% (3,716.92)	A1 / A- A	3.14 3.02
06051GHY8	Bank of America Corp Callable Note Cont 2/13/2025 2.015% Due 2/13/2026	300,000.00	08/11/2022 4.15%	283,263.00 283,485.64	93.82 4.36%	281,461.20 302.25	0.17% (2,024.44)	A2 / A- AA-	3.46 3.27
61747YET8	Morgan Stanley Callable Note Cont 7/17/2025 4.679% Due 7/17/2026	300,000.00	Various 4.37%	301,673.10 301,653.24	100.17 4.47%	300,503.71 1,598.66	0.19% (1,149.53)	A1 / A- A	3.88 3.49
61747YET8	Morgan Stanley Callable Note Cont 7/17/2025 4.679% Due 7/17/2026	800,000.00	Various 4.37%	804,410.90 804,358.54	100.17 4.47%	801,343.21 4,263.08	0.50% (3,015.33)	A1 / A- A	3.88 3.49
Total Corporate		**39,340,000.00**	**1.56%**	**39,902,809.90 39,653,951.45**	**3.84%**	**37,988,044.59 167,001.54**	**23.65% (1,665,906.86)**	**A2 / A A+**	**2.14 2.04**

Holdings Report

As of August 31, 2022

CUSIP	Security Description	Par Value/Units	Purchase Date Book Yield	Cost Value Book Value	Mkt Price Mkt YTM	Market Value Accrued Int.	% of Port. Gain/Loss	Moody/S&P Fitch	Maturity Duration
MONEY MARKET FUND									
192826303	Fidelity Institutional Govt Portfolio	52,192.90	Various 1.97%	52,192.90 52,192.90	1.00 1.97%	52,192.90 0.00	0.03% 0.00	Aaa / AAA NR	0.00 0.00
192826303	Fidelity Institutional Govt Portfolio	200,811.89	Various 1.97%	200,811.89 200,811.89	1.00 1.97%	200,811.89 0.00	0.12% 0.00	Aaa / AAA NR	0.00 0.00
192826303	Fidelity Institutional Govt Portfolio	57,392.20	08/31/2022 1.97%	57,392.20 57,392.20	1.00 1.97%	57,392.20 0.00	0.04% 0.00	Aaa / AAA NR	0.00 0.00
Total Money Market Fund		**310,396.99**	**1.97%**	**310,396.99** **310,396.99**	**1.97%**	**310,396.99** **0.00**	**0.19%** **0.00**	**Aaa / AAA** **NR**	**0.00** **0.00**
SUPRANATIONAL									
459058JV6	Intl. Bank Recon & Development Note 0.125% Due 4/20/2023	1,000,000.00	Various 0.20%	998,583.20 999,540.21	97.90 3.50%	978,975.00 454.86	0.61% (20,565.21)	Aaa / AAA AAA	0.64 0.62
4581X0DM7	Inter-American Dev Bank Note 0.5% Due 5/24/2023	1,000,000.00	05/19/2021 0.19%	1,006,290.00 1,002,274.01	97.80 3.58%	977,960.00 1,347.22	0.61% (24,314.01)	Aaa / AAA NR	0.73 0.72
4581X0CC0	Inter-American Dev Bank Note 3% Due 10/4/2023	1,000,000.00	06/10/2021 0.23%	1,063,630.00 1,030,076.89	99.62 3.36%	996,200.00 12,250.00	0.63% (33,876.89)	Aaa / NR AAA	1.09 1.05
459058GQ0	Intl. Bank Recon & Development Note 2.5% Due 3/19/2024	1,000,000.00	06/07/2021 0.32%	1,060,202.00 1,033,544.51	98.44 3.55%	984,360.00 11,250.00	0.62% (49,184.51)	Aaa / AAA AAA	1.55 1.49
4581X0DZ8	Inter-American Dev Bank Note 0.5% Due 9/23/2024	350,000.00	10/06/2021 0.58%	349,230.00 349,463.64	94.02 3.53%	329,066.50 768.06	0.20% (20,397.14)	Aaa / AAA NR	2.07 2.01
4581X0DZ8	Inter-American Dev Bank Note 0.5% Due 9/23/2024	1,100,000.00	Various 0.67%	1,094,861.00 1,096,242.15	94.02 3.53%	1,034,209.00 2,413.89	0.64% (62,033.15)	Aaa / AAA NR	2.07 2.01
4581X0DZ8	Inter-American Dev Bank Note 0.5% Due 9/23/2024	3,000,000.00	Various 0.77%	2,977,709.00 2,983,449.04	94.02 3.53%	2,820,570.00 6,583.34	1.75% (162,879.04)	Aaa / AAA NR	2.07 2.01
45950KCR9	International Finance Corp Note 1.375% Due 10/16/2024	2,000,000.00	Various 0.47%	2,060,490.00 2,038,104.19	95.67 3.51%	1,913,456.00 10,312.50	1.19% (124,648.19)	Aaa / AAA NR	2.13 2.05
45950KCR9	International Finance Corp Note 1.375% Due 10/16/2024	800,000.00	08/10/2021 0.53%	821,331.84 814,257.97	95.67 3.51%	765,382.40 4,125.00	0.48% (48,875.57)	Aaa / AAA NR	2.13 2.05
45950KCR9	International Finance Corp Note 1.375% Due 10/16/2024	300,000.00	08/10/2021 0.53%	307,999.16 305,346.55	95.67 3.51%	287,018.40 1,546.88	0.18% (18,328.15)	Aaa / AAA NR	2.13 2.05
459058JL8	Intl. Bank Recon & Development Note 0.5% Due 10/28/2025	1,255,000.00	Various 0.92%	1,234,726.85 1,238,563.38	90.86 3.59%	1,140,330.65 2,143.96	0.71% (98,232.73)	Aaa / AAA AAA	3.16 3.08

CUSIP	Security Description	Par Value/Units	Purchase Date Book Yield	Cost Value Book Value	Mkt Price Mkt YTM	Market Value Accrued Int.	% of Port. Gain/Loss	Moody/S&P Fitch	Maturity Duration
SUPRANATIONAL									
459058JL8	Intl. Bank Recon & Development Note 0.5% Due 10/28/2025	3,000,000.00	Various 0.88%	2,955,901.00 2,964,174.47	90.86 3.59%	2,725,890.00 5,125.01	1.69% (238,284.47)	Aaa / AAA AAA	3.16 3.08
Total Supranational		**15,805,000.00**	**0.60%**	**15,930,954.05** **15,855,037.01**	**3.53%**	**14,953,417.95** **58,320.72**	**9.31%** **(901,619.06)**	**Aaa / AAA** **AAA**	**2.08** **2.02**
US TREASURY									
912828YF1	US Treasury Note 1.5% Due 9/15/2022	375,000.00	12/28/2020 0.13%	383,774.41 375,196.55	99.97 2.11%	374,904.38 2,598.51	0.23% (292.17)	Aaa / AA+ AAA	0.04 0.04
912828L57	US Treasury Note 1.75% Due 9/30/2022	1,250,000.00	04/29/2021 0.12%	1,278,906.25 1,251,618.30	99.96 2.26%	1,249,466.25 9,204.23	0.78% (2,152.05)	Aaa / AA+ AAA	0.08 0.08
912828L57	US Treasury Note 1.75% Due 9/30/2022	400,000.00	04/29/2021 0.12%	409,250.00 400,517.86	99.96 2.26%	399,829.20 2,945.36	0.25% (688.66)	Aaa / AA+ AAA	0.08 0.08
91282CAN1	US Treasury Note 0.125% Due 9/30/2022	1,500,000.00	Various 0.11%	1,500,175.79 1,500,014.33	99.83 2.20%	1,497,450.00 788.94	0.93% (2,564.33)	Aaa / AA+ AAA	0.08 0.08
912828YK0	US Treasury Note 1.375% Due 10/15/2022	500,000.00	10/20/2020 0.15%	512,089.84 500,734.74	99.87 2.39%	499,371.50 2,611.00	0.31% (1,363.24)	Aaa / AA+ AAA	0.12 0.12
912828YK0	US Treasury Note 1.375% Due 10/15/2022	450,000.00	03/30/2021 0.12%	458,701.17 450,680.02	99.87 2.39%	449,434.35 2,349.90	0.28% (1,245.67)	Aaa / AA+ AAA	0.12 0.12
912828YK0	US Treasury Note 1.375% Due 10/15/2022	1,300,000.00	03/30/2021 0.12%	1,325,136.72 1,301,964.50	99.87 2.39%	1,298,365.90 6,788.59	0.81% (3,598.60)	Aaa / AA+ AAA	0.12 0.12
9128283C2	US Treasury Note 2% Due 10/31/2022	400,000.00	11/23/2020 0.16%	414,171.88 401,204.41	99.88 2.68%	399,536.80 2,695.65	0.25% (1,667.61)	Aaa / AA+ AAA	0.17 0.17
91282CAR2	US Treasury Note 0.125% Due 10/31/2022	1,000,000.00	05/27/2021 0.10%	1,000,312.50 1,000,035.99	99.58 2.65%	995,826.00 421.20	0.62% (4,209.99)	Aaa / AA+ AAA	0.17 0.17
912828TY6	US Treasury Note 1.625% Due 11/15/2022	400,000.00	11/23/2020 0.17%	411,500.00 401,196.26	99.77 2.73%	399,085.20 1,925.27	0.25% (2,111.06)	Aaa / AA+ AAA	0.21 0.21
91282CAX9	US Treasury Note 0.125% Due 11/30/2022	500,000.00	12/23/2020 0.12%	500,039.06 500,004.98	99.34 2.80%	496,698.50 158.81	0.31% (3,306.48)	Aaa / AA+ AAA	0.25 0.25
912828YW4	US Treasury Note 1.625% Due 12/15/2022	1,000,000.00	Various 0.12%	1,023,450.19 1,004,309.29	99.66 2.80%	996,597.01 3,463.11	0.62% (7,712.28)	Aaa / AA+ AAA	0.29 0.29

Holdings Report

As of August 31, 2022

CUSIP	Security Description	Par Value/Units	Purchase Date Book Yield	Cost Value Book Value	Mkt Price Mkt YTM	Market Value Accrued Int.	% of Port. Gain/Loss	Moody/S&P Fitch	Maturity Duration
US TREASURY									
91282CBD2	US Treasury Note 0.125% Due 12/31/2022	425,000.00	04/29/2021 0.14%	424,867.19 424,973.66	99.04 3.04%	420,934.45 90.95	0.26% (4,039.21)	Aaa / AA+ AAA	0.33 0.33
912828Z29	US Treasury Note 1.5% Due 1/15/2023	1,000,000.00	06/10/2021 0.12%	1,021,914.06 1,005,112.03	99.42 3.06%	994,219.00 1,956.52	0.62% (10,893.03)	Aaa / AA+ AAA	0.38 0.37
91282CBG5	US Treasury Note 0.125% Due 1/31/2023	1,000,000.00	06/07/2021 0.13%	999,882.81 999,970.41	98.76 3.15%	987,578.00 108.70	0.61% (12,392.41)	Aaa / AA+ AAA	0.42 0.41
912828P79	US Treasury Note 1.5% Due 2/28/2023	1,000,000.00	05/27/2021 0.13%	1,024,062.50 1,006,757.02	99.14 3.24%	991,445.00 41.44	0.61% (15,312.02)	Aaa / AA+ AAA	0.50 0.49
91282CBN0	US Treasury Note 0.125% Due 2/28/2023	1,000,000.00	Various 0.14%	999,742.19 999,931.80	98.48 3.20%	984,844.00 3.45	0.61% (15,087.80)	Aaa / AA+ AAA	0.50 0.49
912828ZD5	US Treasury Note 0.5% Due 3/15/2023	1,500,000.00	03/19/2020 0.57%	1,496,835.95 1,499,433.95	98.57 3.19%	1,478,496.00 3,464.67	0.92% (20,937.95)	Aaa / AA+ AAA	0.54 0.53
912828ZD5	US Treasury Note 0.5% Due 3/15/2023	650,000.00	03/19/2020 0.57%	648,628.90 649,754.71	98.57 3.19%	640,681.60 1,501.36	0.40% (9,073.11)	Aaa / AA+ AAA	0.54 0.53
912828ZD5	US Treasury Note 0.5% Due 3/15/2023	1,000,000.00	Various 0.15%	1,006,550.78 1,001,892.65	98.57 3.19%	985,664.00 2,309.78	0.61% (16,228.65)	Aaa / AA+ AAA	0.54 0.53
912828Q29	US Treasury Note 1.5% Due 3/31/2023	850,000.00	12/10/2019 1.64%	846,181.64 849,331.95	99.00 3.25%	841,466.85 5,364.75	0.52% (7,865.10)	Aaa / AA+ AAA	0.58 0.57
912828Q29	US Treasury Note 1.5% Due 3/31/2023	1,500,000.00	12/10/2019 1.64%	1,493,261.72 1,498,821.08	99.00 3.25%	1,484,941.50 9,467.21	0.93% (13,879.58)	Aaa / AA+ AAA	0.58 0.57
912828R28	US Treasury Note 1.625% Due 4/30/2023	1,000,000.00	06/10/2021 0.15%	1,027,851.56 1,009,756.14	98.87 3.35%	988,711.00 5,475.54	0.62% (21,045.14)	Aaa / AA+ AAA	0.66 0.65
912828VB3	US Treasury Note 1.75% Due 5/15/2023	1,500,000.00	03/03/2020 0.70%	1,549,804.69 1,510,925.45	98.89 3.36%	1,483,300.50 7,775.14	0.92% (27,624.95)	Aaa / AA+ AAA	0.70 0.69
912828VB3	US Treasury Note 1.75% Due 5/15/2023	600,000.00	03/03/2020 0.70%	619,921.87 604,370.18	98.89 3.36%	593,320.20 3,110.05	0.37% (11,049.98)	Aaa / AA+ AAA	0.70 0.69
912828VB3	US Treasury Note 1.75% Due 5/15/2023	1,000,000.00	06/10/2021 0.15%	1,030,820.31 1,011,223.33	98.89 3.36%	988,867.00 5,183.42	0.62% (22,356.33)	Aaa / AA+ AAA	0.70 0.69
912828ZU7	US Treasury Note 0.25% Due 6/15/2023	1,000,000.00	06/10/2021 0.15%	1,001,914.06 1,000,748.41	97.58 3.38%	975,781.00 532.79	0.61% (24,967.41)	Aaa / AA+ AAA	0.79 0.78
91282CCU3	US Treasury Note 0.125% Due 8/31/2023	500,000.00	09/02/2021 0.21%	499,121.09 499,559.94	96.71 3.50%	483,574.00 1.73	0.30% (15,985.94)	Aaa / AA+ AAA	1.00 0.98

Holdings Report

As of August 31, 2022

CUSIP	Security Description	Par Value/Units	Purchase Date Book Yield	Cost Value Book Value	Mkt Price Mkt YTM	Market Value Accrued Int.	% of Port. Gain/Loss	Moody/S&P Fitch	Maturity Duration
US TREASURY									
912828T26	US Treasury Note 1.375% Due 9/30/2023	730,000.00	06/14/2021 0.20%	749,647.27 739,248.54	97.80 3.46%	713,974.31 4,223.43	0.45% (25,274.23)	Aaa / AA+ AAA	1.08 1.05
9128285K2	US Treasury Note 2.875% Due 10/31/2023	1,500,000.00	06/13/2022 2.97%	1,498,066.40 1,498,369.48	99.37 3.43%	1,490,508.00 14,531.25	0.93% (7,861.48)	Aaa / AA+ AAA	1.17 1.13
912828WE6	US Treasury Note 2.75% Due 11/15/2023	400,000.00	02/23/2021 0.18%	427,937.50 412,366.70	99.18 3.45%	396,703.20 3,258.15	0.25% (15,663.50)	Aaa / AA+ AAA	1.21 1.17
912828WE6	US Treasury Note 2.75% Due 11/15/2023	1,650,000.00	Various 0.92%	1,732,458.99 1,685,952.62	99.18 3.45%	1,636,400.70 13,439.88	1.02% (49,551.92)	Aaa / AA+ AAA	1.21 1.17
91282CDM0	US Treasury Note 0.5% Due 11/30/2023	600,000.00	01/18/2022 1.00%	594,445.31 596,283.26	96.44 3.44%	578,625.00 762.30	0.36% (17,658.26)	Aaa / AA+ AAA	1.25 1.22
91282CBA8	US Treasury Note 0.125% Due 12/15/2023	1,500,000.00	12/28/2020 0.18%	1,497,597.66 1,498,955.50	95.87 3.43%	1,438,008.00 399.59	0.89% (60,947.50)	Aaa / AA+ AAA	1.29 1.27
91282CBA8	US Treasury Note 0.125% Due 12/15/2023	1,000,000.00	06/14/2021 0.23%	997,304.69 998,612.49	95.87 3.43%	958,672.00 266.39	0.59% (39,940.49)	Aaa / AA+ AAA	1.29 1.27
91282CBE0	US Treasury Note 0.125% Due 1/15/2024	1,500,000.00	05/24/2021 0.25%	1,494,960.94 1,497,383.87	95.57 3.46%	1,433,496.00 244.57	0.89% (63,887.87)	Aaa / AA+ AAA	1.38 1.35
912828V80	US Treasury Note 2.25% Due 1/31/2024	1,500,000.00	03/03/2020 0.72%	1,588,183.59 1,531,926.41	98.32 3.47%	1,474,863.00 2,934.78	0.92% (57,063.41)	Aaa / AA+ AAA	1.42 1.38
912828V80	US Treasury Note 2.25% Due 1/31/2024	600,000.00	03/03/2020 0.72%	635,273.44 612,770.57	98.32 3.47%	589,945.20 1,173.91	0.37% (22,825.37)	Aaa / AA+ AAA	1.42 1.38
91282CDV0	US Treasury Note 0.875% Due 1/31/2024	500,000.00	02/14/2022 1.59%	493,125.00 495,028.85	96.43 3.48%	482,148.50 380.43	0.30% (12,880.35)	Aaa / AA+ AAA	1.42 1.38
912828W48	US Treasury Note 2.125% Due 2/29/2024	1,250,000.00	04/15/2019 2.37%	1,236,035.16 1,245,716.40	98.09 3.45%	1,226,073.75 73.38	0.76% (19,642.65)	Aaa / AA+ AAA	1.50 1.46
912828W48	US Treasury Note 2.125% Due 2/29/2024	600,000.00	Various 2.45%	594,003.91 597,242.21	98.09 3.45%	588,515.40 35.22	0.36% (8,726.81)	Aaa / AA+ AAA	1.50 1.46
91282CBR1	US Treasury Note 0.25% Due 3/15/2024	1,000,000.00	05/27/2021 0.26%	999,804.69 999,892.79	95.21 3.47%	952,148.00 1,154.89	0.59% (47,744.79)	Aaa / AA+ AAA	1.54 1.51
91282CEG2	US Treasury Note 2.25% Due 3/31/2024	800,000.00	04/28/2022 2.63%	794,406.25 795,402.29	98.11 3.49%	784,906.40 7,573.77	0.49% (10,495.89)	Aaa / AA+ AAA	1.58 1.52
912828X70	US Treasury Note 2% Due 4/30/2024	600,000.00	05/30/2019 2.09%	597,609.38 599,192.03	97.68 3.44%	586,078.20 4,043.48	0.37% (13,113.83)	Aaa / AA+ AAA	1.67 1.61

CUSIP	Security Description	Par Value/Units	Purchase Date Book Yield	Cost Value Book Value	Mkt Price Mkt YTM	Market Value Accrued Int.	% of Port. Gain/Loss	Moody/S&P Fitch	Maturity Duration
US TREASURY									
912828X70	US Treasury Note 2% Due 4/30/2024	1,250,000.00	11/14/2019 1.64%	1,269,384.77 1,257,227.61	97.68 3.44%	1,220,996.25 8,423.91	0.76% (36,231.36)	Aaa / AA+ AAA	1.67 1.61
91282CEK3	US Treasury Note 2.5% Due 4/30/2024	1,000,000.00	06/10/2022 2.94%	991,953.13 992,890.17	98.46 3.46%	984,570.00 8,423.91	0.62% (8,320.17)	Aaa / AA+ AAA	1.67 1.60
91282CCC3	US Treasury Note 0.25% Due 5/15/2024	1,000,000.00	05/27/2021 0.31%	998,359.38 999,057.74	94.73 3.46%	947,305.00 740.49	0.59% (51,752.74)	Aaa / AA+ AAA	1.71 1.67
91282CCC3	US Treasury Note 0.25% Due 5/15/2024	1,600,000.00	01/18/2022 1.16%	1,566,750.00 1,575,582.64	94.73 3.46%	1,515,688.00 1,184.78	0.94% (59,894.64)	Aaa / AA+ AAA	1.71 1.67
91282CER8	US Treasury Note 2.5% Due 5/31/2024	1,000,000.00	06/01/2022 2.67%	996,796.88 997,196.72	98.39 3.46%	983,867.00 6,352.46	0.61% (13,329.72)	Aaa / AA+ AAA	1.75 1.68
91282CER8	US Treasury Note 2.5% Due 5/31/2024	500,000.00	06/01/2022 2.67%	498,398.43 498,598.35	98.39 3.46%	491,933.50 3,176.23	0.31% (6,664.85)	Aaa / AA+ AAA	1.75 1.68
91282CER8	US Treasury Note 2.5% Due 5/31/2024	600,000.00	Various 2.84%	596,070.31 596,522.06	98.39 3.46%	590,320.20 3,811.47	0.37% (6,201.86)	Aaa / AA+ AAA	1.75 1.68
91282CCG4	US Treasury Note 0.25% Due 6/15/2024	1,000,000.00	06/09/2021 0.31%	998,125.00 998,882.87	94.48 3.46%	944,766.00 532.79	0.59% (54,116.87)	Aaa / AA+ AAA	1.79 1.76
912828XX3	US Treasury Note 2% Due 6/30/2024	1,300,000.00	03/30/2021 0.42%	1,366,371.09 1,337,351.21	97.45 3.45%	1,266,890.30 4,451.09	0.79% (70,460.91)	Aaa / AA+ AAA	1.83 1.77
912828XX3	US Treasury Note 2% Due 6/30/2024	600,000.00	Various 1.08%	619,482.42 609,806.40	97.45 3.45%	584,718.60 2,054.35	0.36% (25,087.80)	Aaa / AA+ AAA	1.83 1.77
91282CEX5	US Treasury Note 3% Due 6/30/2024	300,000.00	06/28/2022 3.11%	299,343.75 299,400.31	99.18 3.47%	297,527.40 1,540.76	0.19% (1,872.91)	Aaa / AA+ AAA	1.83 1.76
91282CEX5	US Treasury Note 3% Due 6/30/2024	900,000.00	06/28/2022 3.11%	898,031.25 898,200.92	99.18 3.47%	892,582.20 4,622.28	0.56% (5,618.72)	Aaa / AA+ AAA	1.83 1.76
91282CEX5	US Treasury Note 3% Due 6/30/2024	900,000.00	Various 3.11%	898,031.25 898,200.92	99.18 3.47%	892,582.20 4,622.28	0.56% (5,618.72)	Aaa / AA+ AAA	1.83 1.76
91282CCL3	US Treasury Note 0.375% Due 7/15/2024	750,000.00	Various 0.39%	749,574.22 749,738.55	94.50 3.44%	708,720.75 366.85	0.44% (41,017.80)	Aaa / AA+ AAA	1.87 1.83
91282CFA4	US Treasury Note 3% Due 7/31/2024	500,000.00	08/04/2022 3.01%	499,882.81 499,887.17	99.17 3.45%	495,840.00 1,304.35	0.31% (4,047.17)	Aaa / AA+ AAA	1.92 1.84
91282CCX7	US Treasury Note 0.375% Due 9/15/2024	500,000.00	10/07/2021 0.56%	497,304.69 498,128.61	93.98 3.46%	469,902.50 866.17	0.29% (28,226.11)	Aaa / AA+ AAA	2.04 2.00

Holdings Report

As of August 31, 2022

CUSIP	Security Description	Par Value/Units	Purchase Date Book Yield	Cost Value Book Value	Mkt Price Mkt YTM	Market Value Accrued Int.	% of Port. Gain/Loss	Moody/S&P Fitch	Maturity Duration
US TREASURY									
91282CCX7	US Treasury Note 0.375% Due 9/15/2024	300,000.00	10/07/2021 0.56%	298,382.81 298,877.16	93.98 3.46%	281,941.50 519.70	0.18% (16,935.66)	Aaa / AA+ AAA	2.04 2.00
912828YH7	US Treasury Note 1.5% Due 9/30/2024	250,000.00	10/13/2021 0.61%	256,484.38 254,554.65	96.13 3.44%	240,312.50 1,577.87	0.15% (14,242.15)	Aaa / AA+ AAA	2.08 2.01
912828YH7	US Treasury Note 1.5% Due 9/30/2024	1,100,000.00	10/13/2021 0.61%	1,128,531.25 1,120,040.43	96.13 3.44%	1,057,375.00 6,942.62	0.66% (62,665.43)	Aaa / AA+ AAA	2.08 2.01
9128283D0	US Treasury Note 2.25% Due 10/31/2024	1,500,000.00	06/13/2022 3.29%	1,464,726.56 1,467,929.55	97.52 3.45%	1,462,851.00 11,372.28	0.91% (5,078.55)	Aaa / AA+ AAA	2.17 2.07
912828YY0	US Treasury Note 1.75% Due 12/31/2024	1,600,000.00	Various 1.11%	1,638,609.38 1,623,434.83	96.23 3.44%	1,539,750.40 4,793.47	0.96% (83,684.43)	Aaa / AA+ AAA	2.34 2.25
912828YY0	US Treasury Note 1.75% Due 12/31/2024	550,000.00	Various 1.11%	563,173.83 557,955.84	96.23 3.44%	529,289.20 1,647.75	0.33% (28,666.64)	Aaa / AA+ AAA	2.34 2.25
91282CDS7	US Treasury Note 1.125% Due 1/15/2025	700,000.00	01/20/2022 1.33%	695,843.75 696,694.07	94.70 3.47%	662,921.70 1,027.17	0.41% (33,772.37)	Aaa / AA+ AAA	2.38 2.30
91282CDS7	US Treasury Note 1.125% Due 1/15/2025	250,000.00	04/12/2022 2.60%	240,263.67 241,625.60	94.70 3.47%	236,757.75 366.85	0.15% (4,867.85)	Aaa / AA+ AAA	2.38 2.30
912828Z52	US Treasury Note 1.375% Due 1/31/2025	550,000.00	01/27/2021 0.28%	574,019.53 564,487.19	95.20 3.47%	523,574.15 657.61	0.32% (40,913.04)	Aaa / AA+ AAA	2.42 2.34
912828Z52	US Treasury Note 1.375% Due 1/31/2025	790,000.00	01/27/2021 0.28%	824,500.78 810,808.87	95.20 3.47%	752,042.87 944.57	0.47% (58,766.00)	Aaa / AA+ AAA	2.42 2.34
912828Z52	US Treasury Note 1.375% Due 1/31/2025	750,000.00	Various 2.61%	724,894.53 728,490.57	95.20 3.47%	713,964.75 896.74	0.44% (14,525.82)	Aaa / AA+ AAA	2.42 2.34
91282CDZ1	US Treasury Note 1.5% Due 2/15/2025	1,000,000.00	Various 1.92%	988,222.66 989,955.16	95.39 3.47%	953,906.00 692.93	0.59% (36,049.16)	Aaa / AA+ AAA	2.46 2.38
91282CDZ1	US Treasury Note 1.5% Due 2/15/2025	600,000.00	Various 2.48%	583,771.49 586,121.77	95.39 3.47%	572,343.60 415.76	0.36% (13,778.17)	Aaa / AA+ AAA	2.46 2.38
91282CDZ1	US Treasury Note 1.5% Due 2/15/2025	1,600,000.00	Various 2.50%	1,555,968.75 1,562,282.30	95.39 3.47%	1,526,249.60 1,108.70	0.95% (36,032.70)	Aaa / AA+ AAA	2.46 2.38
91282CED9	US Treasury Note 1.75% Due 3/15/2025	2,000,000.00	Various 2.39%	1,963,703.13 1,968,839.63	95.88 3.46%	1,917,500.00 16,168.48	1.20% (51,339.63)	Aaa / AA+ AAA	2.54 2.43
91282CED9	US Treasury Note 1.75% Due 3/15/2025	600,000.00	Various 2.64%	584,953.13 587,044.29	95.88 3.46%	575,250.00 4,850.55	0.36% (11,794.29)	Aaa / AA+ AAA	2.54 2.43

Holdings Report

As of August 31, 2022

CUSIP	Security Description	Par Value/Units	Purchase Date Book Yield	Cost Value Book Value	Mkt Price Mkt YTM	Market Value Accrued Int.	% of Port. Gain/Loss	Moody/S&P Fitch	Maturity Duration
US TREASURY									
91282CED9	US Treasury Note 1.75% Due 3/15/2025	1,000,000.00	Various 2.46%	979,785.16 982,720.65	95.88 3.46%	958,750.00 8,084.24	0.60% (23,970.65)	Aaa / AA+ AAA	2.54 2.43
912828ZL7	US Treasury Note 0.375% Due 4/30/2025	550,000.00	Various 0.67%	543,837.90 545,718.76	92.18 3.47%	507,009.80 694.97	0.31% (38,708.96)	Aaa / AA+ AAA	2.67 2.61
912828ZL7	US Treasury Note 0.375% Due 4/30/2025	1,700,000.00	Various 0.67%	1,681,007.82 1,686,819.70	92.18 3.47%	1,567,121.20 2,148.09	0.97% (119,698.50)	Aaa / AA+ AAA	2.67 2.61
91282CEQ0	US Treasury Note 2.75% Due 5/15/2025	275,000.00	05/23/2022 2.80%	274,645.51 274,678.12	98.14 3.48%	269,875.93 2,239.98	0.17% (4,802.19)	Aaa / AA+ AAA	2.71 2.56
91282CEQ0	US Treasury Note 2.75% Due 5/15/2025	850,000.00	05/23/2022 2.80%	848,904.30 849,005.10	98.14 3.48%	834,161.95 6,923.57	0.52% (14,843.15)	Aaa / AA+ AAA	2.71 2.56
91282CEY3	US Treasury Note 3% Due 7/15/2025	400,000.00	07/13/2022 3.15%	398,343.75 398,416.29	98.73 3.47%	394,906.40 1,565.22	0.25% (3,509.89)	Aaa / AA+ AAA	2.87 2.72
91282CEY3	US Treasury Note 3% Due 7/15/2025	1,000,000.00	07/13/2022 3.15%	995,859.38 996,040.72	98.73 3.47%	987,266.00 3,913.04	0.61% (8,774.72)	Aaa / AA+ AAA	2.87 2.72
91282CEY3	US Treasury Note 3% Due 7/15/2025	475,000.00	07/19/2022 3.18%	472,569.34 472,665.14	98.73 3.47%	468,951.35 1,858.70	0.29% (3,713.79)	Aaa / AA+ AAA	2.87 2.72
Total US Treasury		**74,420,000.00**	**1.19%**	**74,864,591.48** **74,436,262.59**	**3.29%**	**72,533,737.40** **270,718.52**	**45.13%** **(1,902,525.19)**	**Aaa / AA+** **AAA**	**1.42** **1.37**
TOTAL PORTFOLIO		**166,025,396.99**	**1.19%**	**167,343,874.32** **166,466,997.84**	**3.48%**	**160,705,453.80** **607,326.34**	**100.00%** **(5,761,544.04)**	**Aa1 / AA** **AAA**	**1.66** **1.60**
TOTAL MARKET VALUE PLUS ACCRUED						**161,312,780.14**			

CHANDLER ASSET MANAGEMENT

BOND MARKET REVIEW

A Monthly Review of Fixed Income Markets

AUGUST 2022



Market Data

World Stock Market Indices
data as of 7/29/2022

	Change (6/30/2022)	%CHG
S&P 500		
4,130.29	344.91	9.11%
NASDAQ		
12,390.69	1,361.95	12.35%
DOW JONES		
32,845.13	2,069.70	6.73%
FTSE (UK)		
7,423.43	254.15	3.54%
DAX (Germany)		
13,484.05	700.28	5.48%
Hang Seng (Hong Kong)		
20,156.51	-1,703.28	-7.79%
Nikkei (Japan)		
27,801.64	1,408.60	5.34%

Source: Bloomberg. Please see descriptions of indices on Page 2.

CHANDLER ASSET MANAGEMENT

Toll Free: 800.317.4747
info@chandlerasset.com
chandlerasset.com

Market Summary

Tightening financial conditions and higher interest rates continue to adversely impact the trajectory of the US and global economy. Inflation is weighing heavily on consumer sentiment and beginning to impact discretionary spending. Labor markets remain strong, but wage gains are not keeping up with inflation. While we expect the Fed to continue to tighten monetary policy, evidence of slower economic conditions has begun to mount. Over the near-term, we expect financial market volatility to remain intensified and conditions to remain tighter with persistent inflation, geopolitical risk, supply chain bottlenecks, and the Fed's shift to a more hawkish monetary policy.

At the July meeting, the Federal Open Market Committee (FOMC) delivered another 75-basis point increase to the Fed Funds Rate, increasing the range from 2.25% to 2.50%. The FOMC acknowledged spending and production were trending lower, offset by a strong labor market and elevated inflation metrics. Fed Chair Powell declining to provide forward guidance, but acknowledged current policy settings are close to neutral but emphasized policy would need to move to a more restrictive stance to counterbalance the elevated inflation trends. We anticipate additional hikes across rates as the Fed remains focused on lowering inflation.

In July, yields fell and the curve inverted. The 2-year Treasury yield declined 7 basis points to 2.89%, the 5-year Treasury yield plunged 36 basis points to 2.68%, and the 10-year Treasury yield dropped 37 basis points to 2.65%. The spread between the 2-year Treasury yield and 10-year Treasury yield inverted to -24 basis points at July month-end versus 6 basis points at June month-end, and 104 basis points one year ago. The spread between 3-month and 10-year treasuries compressed to just 29 basis points. The shape of the curve does not necessarily indicate an imminent recession but bears watching as a better predictor of recession over the medium-term.

Treasury Yields Fell in July

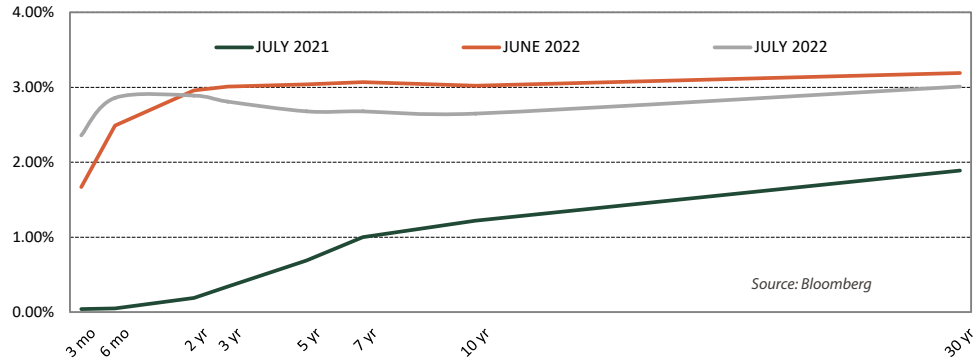

At the end of July, the 2-year Treasury yield was 270 basis points higher, and the 10-Year Treasury yield was about 143 basis points higher, year-over-year. The spread between the 2-year Treasury yield and 10-year Treasury yield inverted to -24 basis points at July month-end versus 6 basis points at June month-end. The average historical spread (since 2003) is about 130 basis points. The spread between 3-month and 10-year treasuries compressed to just 29 basis points. The shape of the yield curve does not indicate an imminent recession but bears watching as a better predictor of recession over the medium-term.

TREASURY YIELDS	Trend (▲/▼)	7/29/2022	6/30/2022	Change
3-Month	▲	2.36	1.67	0.70
2-Year	▼	2.89	2.96	-0.07
3-Year	▼	2.81	3.01	-0.20
5-Year	▼	2.68	3.04	-0.36
7-Year	▼	2.68	3.07	-0.39
10-Year	▼	2.65	3.02	-0.37
30-Year	▼	3.01	3.19	-0.17

Source: Bloomberg

Since 1988, Chandler Asset Management has specialized in providing fixed income investment solutions to risk-averse public agencies and institutions. Chandler's mission is to provide fully customizable client-centered portfolio management that preserves principal, mitigates risk, and generates income in our clients' portfolios.

Credit Spreads tightened in July

CREDIT SPREADS	Spread to Treasuries (%)	One Month Ago (%)	Change
3-month top rated commercial paper	0.46	0.65	(0.19)
2-year A corporate note	0.41	0.58	(0.16)
5-year A corporate note	0.85	0.95	(0.10)
5-year Agency note	0.18	0.15	0.03

Source: Bloomberg

Data as of 7/29/2022

Inflationary Pressures Continue to Impact Economic Data

ECONOMIC INDICATOR	Current Release	Prior Release	One Year Ago
Trade Balance	(79.61) $Bln JUN 22	(84.91) $Bln MAY 22	(71.36) $Bln JUN 21
Gross Domestic Product	(0.90%) JUN 22	(1.60%) MAR 21	6.70% JUN 21
Unemployment Rate	3.50% JUL 22	3.60% JUN 22	5.40% JUL 21
Prime Rate	5.50% JUL 22	4.75% JUN 22	3.25% JUL 21
Refinitiv/CoreCommodity CRB Index	292.06 JUL 22	291.15 JUN 22	218.08 JUL 21
Oil (West Texas Int.)	$98.62 JUL 22	$105.76 JUN 22	$73.95 JUL 21
Consumer Price Index (y/o/y)	8.50% JUL 22	9.10% JUN 22	5.40% JUL 21
Producer Price Index (y/o/y)	18.60% JUN 22	16.70% MAY 22	9.70% JUN 21
Euro/Dollar	1.02 JUL 22	1.05 JUN 22	1.19 JUL 21

Source: Bloomberg

Economic Roundup

Consumer Prices

The Consumer Price Index (CPI) slowed in July, reflecting lower energy prices but annual inflation remains high as food costs continue to rise. Headline CPI was up 8.5% from a year earlier, from the 9.1% reading June. Weaker gasoline prices offset increases in the cost of food and shelter. Gasoline prices fell 7.7% in July, the most since April 2020, after rising 11.2% a month earlier while food costs climbed 10.9% from a year ago, the most since 1979. Shelter costs, the largest component of CPI, contributing about a third of the overall index, rose 0.5% from June and 5.7% from last year, the most since 1991. Core CPI which excludes the more volatile food and energy components, rose 0.3% and 5.9% from a year ago. The Personal Consumption Expenditures (PCE) index was up 6.8% year-over-year in June, up from a 6.3% year-over-year increase in May. Core PCE was up 4.8% year-over-year in June, versus up 4.7% year-over-year in May. Persistently elevated inflation is likely to keep the Federal Reserve on the path of tightening monetary policy if it continues to run well above the Fed's longer-run target of around 2.0%

Retail Sales

Retail sales rose 1.0% in June from an upwardly revised -0.1% in May, led by a significant dollar value increase in gasoline sales. The higher-than-expected results indicate consumer demand is holding up more than expected despite inflation. Retail sales growth is at risk as consumers dip into savings and assume more debt. On a year-over-year basis, retail sales were up 8.4% in June versus up 8.2% revised in May. The Consumer Confidence index fell to 95.7 in July from a downwardly revised 98.4 in June. Consumers' buying plans for major purchases have waned coinciding with higher interest rates and stock market declines. In addition, discretionary spending decisions are increasingly pressured by elevated gas, food, and shelter costs.

Labor Market

The U.S. economy added 528,000 jobs in July, more than double market expectations of 250,000, and job gains were revised up by 28,000 for the prior two months. Trends in employment remain strong, with the three-month moving average payrolls at 437,000 and the six-month moving average at 465,000. Hiring was widespread, led by leisure and hospitality, professional and business services, and healthcare. The unemployment rate dipped to 3.5%, returning to its pre-pandemic level, as the labor participation rate decreased to 62.1% from 62.2% in June. The U-6 underemployment rate, which includes those who are marginally attached to the labor force and employed part time for economic reasons remained steady at 6.7%. Average hourly earnings rose 5.2% in July from 5.1% year-over-year in June, adding to broader inflationary pressures in the economy. The strong July labor report bolsters the case for the Fed to continue raising the federal funds rate.

Housing Starts

Total housing starts declined 2.0% to an annual rate of 1,559,000 in June, from a revised 1,591,000 in units in May. Single-family home starts fell by 8.1% and multi-family increased 10.3% month-over-month. On a year-over-year basis, total housing starts decreased 6.3%, driven by a drop in construction of single-family houses as homebuyers struggle with a combination of elevated prices and higher mortgage rates. According to the Case-Shiller 20-City home price index, home prices were up 20.5% year-over-year in May, easing slightly from a 21.2% year-over-year increase in April. The rate of home price increases will likely decelerate as the year progresses due to the substantial rise in mortgage rates and the negative performance of financial markets.

World Stock Market Index Descriptions

S&P 500– The S&P 500 is a market value-weighted index of 500 large-capitalization stocks. The 500 companies included in the index capture approximately 80% of available US market capitalization. NASDAQ–The NASDAQ Composite Index is the market capitalization-weighted index of over 3.300 common stocks listed on the NASDAQ stock exchange. Dow Jones–The Dow Jones Industrial Average is an index that tracks 30 large, publicly-owned companies trading on the New York Stock Exchange and the NASDAQ. The Financial Times Stock Exchange Group (FTSE)– The FTSE is a share index of the 100 companies listed on the London Stock Exchange with the highest market capitalization. DAX–The Deutscher Aktienindex (DAX) is a blue chip stock market index consisting of the 30 major German companies trading on the Frankfurt Stock Exchange. Hang Seng–The Hang Seng Index is a freefloat-adjusted market-capitalization-weighted stock market index in Hong Kong. It is used to record and monitor daily changes of the largest companies of the Hong Kong stock market and is the main indicator of overall market performance in Hong Kong. Nikkei–Japan's Nikkei 225 Stock Average is a price-weighted index composed of Japan's top 225 blue-chip companies traded on the Tokyo Stock Exchange.

©2022 Chandler Asset Management, Inc, An Independent Registered Investment Adviser.

Data source: Bloomberg and the U.S. Department of Labor. This report is provided for informational purposes only and should not be construed as specific investment or legal advice. The information contained herein was obtained from sources believed to be reliable as of the date of publication, but may become outdated or superseded at any time without notice. Any opinions or views expressed are based on current market conditions and are subject to change. This report may contain forecasts and forward-looking statements which are inherently limited and should not be relied upon as an indicator of future results. Past performance is not indicative of future results. This report is not intended to constitute an offer, solicitation, recommendation or advice regarding any securities or investment strategy and should not be regarded by recipients as a substitute for the exercise of their own judgment. Fixed income investments are subject to interest, credit, and market risk. Interest rate risk: the value of fixed income investments will decline as interest rates rise. Credit risk: the possibility that the borrower may not be able to repay interest and principal. Low rated bonds generally have to pay higher interest rates to attract investors willing to take on greater risk. Market risk: the bond market in general could decline due to economic conditions, especially during periods of rising interest rates.