



CITY COUNCIL WORK SESSION AGENDA
Monday, March 30, 2026 - 4:00 PM
Council Chambers - 169 SW Coast Highway, Newport, Oregon 97365

All public meetings of the City of Newport will be held in the City Council Chambers of the Newport City Hall, 169 SW Coast Highway, Newport. The meeting location is accessible to persons with disabilities. A request for an interpreter, or for other accommodations, should be made at least 48 hours in advance of the meeting to the City Recorder at 541.574.0613, or cityrecorder@newportoregon.gov.

All meetings are live-streamed at <https://newportoregon.gov>, and broadcast on Charter Channel 190. Anyone wishing to provide written public comment should send the comment to publiccomment@newportoregon.gov. Public comment must be received four hours prior to a scheduled meeting. For example, if a meeting is to be held at 3:00 P.M., the deadline to submit written comment is 11:00 A.M. If a meeting is scheduled to occur before noon, the written comment must be submitted by 5:00 P.M. the previous day. To provide virtual public comment during a city meeting, a request must be made to the meeting staff at least 24 hours prior to the start of the meeting. This provision applies only to public comment and presenters outside the area and/or unable to physically attend an in person meeting.

The agenda may be amended during the meeting to add or delete items, change the order of agenda items, or discuss any other business deemed necessary at the time of the meeting.

1. **Call to Order and Roll Call**
2. **Discussion Items**
 - 2.A **Budget Committee Interviews**
 - 2.B **November 2026 Bond Initiative**
[Matrix Scoring Sheet.pdf](#)
[November 2026 Bond Package - March 30.pdf](#)
3. **Adjournment**

Project	Public Health and Life Safety Risk	Infrastructure Condition and Failure Risk	Regulatory or Legal Compliance Requirement	Service Reliability and Operational Impact	Financial Risk and Cost Avoidance	Funding Leverage and External Grant Opportunity	Readiness to Deliver	Community Benefit and Level of Service Enhancement	Economic and Strategic Impact	Geographic Equity and Distribution	Score	Estimated Cost
Nye Beach Lift Station Capacity Upgrade	5	5	5	3	5	3	4	2	3	2	76	\$ 3,700,000
Northside Fire Flow Improvement	4	5	3	4	4	5	5	3	2	2	76	\$ 1,250,000
Effluent Outfall Rehabilitation	5	5	5	5	5	1	1	1	3	4	71	\$ 5,000,000
Betty Wheeler Park Improvements	3	4	2	4	4	3	3	5	3	4	69	\$ 3,000,000
Bayfront Lift Station Capacity Upgrade	4	3	5	3	3	3	3	2	5	2	68	\$ 3,000,000
Clean Water Storage Tank Rehabilitation	5	5	5	3	3	1	5	2	2	4	67	\$ 940,000
Sidewalk Cost-Share Program	2	3	4	2	2	3	1	5	5	4	62	\$ 2,000,000
Sewer Inflow & Infiltration Reduction System	3	5	5	3	5	1	2	1	2	4	60	\$ 4,500,000
55th Street Pump Station Relocation	4	5	5	3	2	1	4	2	2	2	59	\$ 1,720,000
Pavement Management Program	2	3	1	4	4	1	3	5	3	4	56	\$ 4,000,000
Main Tanks and Transmission Seismic Resiliency	4	4	1	4	2	1	4	3	2	4	55	\$ 5,000,000
West Olive Street Improvements	2	3	3	2	3	1	4	4	4	4	55	\$ 1,800,000
Elevator Compliance Upgrade	2	5	5	5	1	1	3	2	1	3	53	\$ 500,000
Biosolids System Upgrade	1	4	3	3	4	1	2	2	2	4	48	\$ 3,000,000
Sam Moore Park & Trail Safety Improvements	3	2	2	1	1	3	3	4	2	3	48	\$ 500,000
Fall Street Improvements	2	3	3	2	3	1	1	3	3	3	47	\$ 1,270,000
Don & Ann Davis Park Improvements	1	2	1	2	1	3	3	4	4	4	47	\$ 840,000
Secure Impound Storage Facility	2	3	5	3	2	1	4	1	1	3	46	\$ 500,000
Big Creek Park Improvements	1	4	1	2	2	2	3	3	3	3	45	\$ 950,000
Relocate Fire Training Facility	2	5	2	1	2	1	2	1	1	3	38	\$ 690,000
Expansion Public Works Shops	1	3	1	3	3	1	2	2	1	3	37	\$ 4,350,000

City of Newport Bond Renewal: Infrastructure, Safety, & Accessibility



Agenda

- 1) Review project ranking matrix & process
- 2) Review community & staff input
- 3) Consensus on bond package



Matrix Categories & Weighting

- Public Health & Life Safety Risk (15)
- Infrastructure Condition & Failure Risk (10)
- Regulatory or Legal Compliance Requirement (10)
- Service Reliability & Operational Impact (10)
- Financial Risk & Cost Avoidance (10)
- Funding Leverage (15)
- Readiness to Deliver (5)
- Community Benefit & Level of Service Enhancement (10)
- Economic & Strategic Impact (10)
- Geographic Equity & Distribution (5)



Results

Project	Score	Estimated Cost
Nye Beach Lift Station Capacity Upgrade	76	\$ 3,700,000
Northside Fire Flow Improvement	76	\$ 1,250,000
Effluent Outfall Rehabilitation	71	\$ 5,000,000
Betty Wheeler Park Improvements	69	\$ 3,000,000
Bayfront Lift Station Capacity Upgrade	68	\$ 3,000,000
Clean Water Storage Tank Rehabilitation	67	\$ 940,000
Sidewalk Cost-Share Program	62	\$ 2,000,000
Sewer Inflow & Infiltration Reduction System	60	\$ 4,500,000
55th Street Pump Station Relocation	59	\$ 1,720,000
Pavement Management Program	56	\$ 4,000,000
Main Tanks and Transmission Seismic Resiliency	55	\$ 5,000,000
West Olive Street Improvements	55	\$ 1,800,000
Elevator Compliance Upgrade	53	\$ 500,000
Biosolids System Upgrade	48	\$ 3,000,000
Sam Moore Park & Trail Safety Improvements	48	\$ 500,000
Fall Street Improvements	47	\$ 1,270,000
Don & Ann Davis Park Improvements	47	\$ 840,000
Secure Impound Storage Facility	46	\$ 500,000
Big Creek Park Improvements	45	\$ 950,000
Relocate Fire Training Facility	38	\$ 690,000
Expansion Public Works Shops	37	\$ 4,350,000



Summary of Public & Staff Input

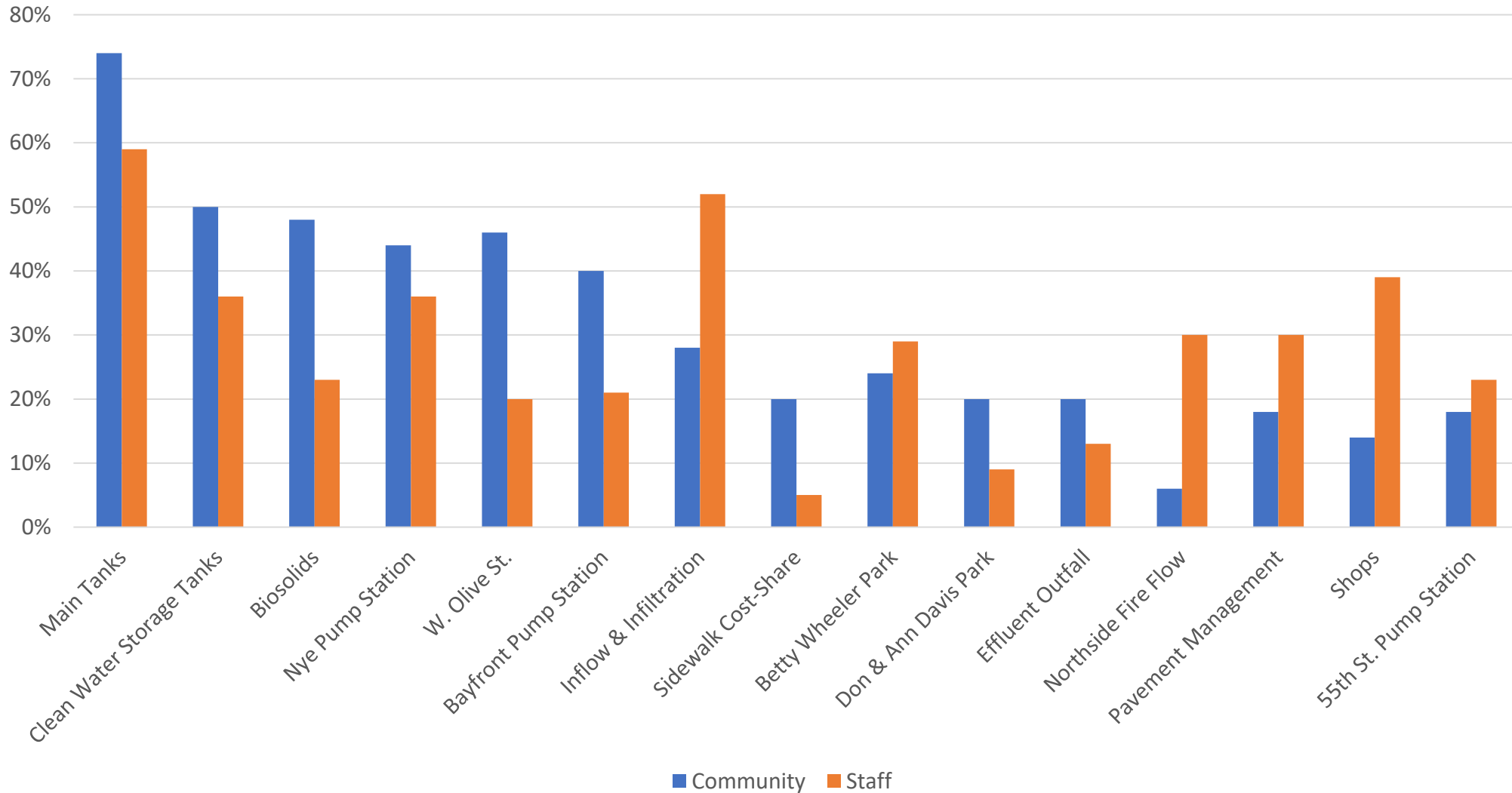
Three Outreach Opportunities:

1. Community Open House
50 (60 attendees)
2. Staff Open House
56
3. Online Survey (open March 16-25)
162



Open House & Staff Top 10

Open House Top 10s (percentage of attendee votes)



Online Survey

- What area of Newport do you live in?
- Zip code
- Rank priority project areas
- Select top 5 priority projects

Home > Bond2026 > Projects

Newport Priority Bond Projects

Para ver esta página en español, utilice el menú desplegable de selección de idioma en la parte superior derecha de la pantalla

City staff and City Council have worked to create a priority list of projects that may be included in a proposed bond measure. These projects are below. Next, through outreach with our community, we will narrow the list of projects. The end goal will be projects that are priorities for our entire community that could be fully funded by a \$38 million bond.

Click here to view a map of where the following projects are located in Newport

Click the image to enlarge and read about each project.

Wastewater Infrastructure

- Nye Beach & Bayfront Pump Station Capacity Upgrades**
Ver en español
- Sewer Inflow & Infiltration Reduction System**
Ver en español
- 55th Street Pump Station Relocation**
Ver en español
- Effluent Outfall Rehabilitation**
Ver en español
- Biosolids System Upgrade**
Ver en español

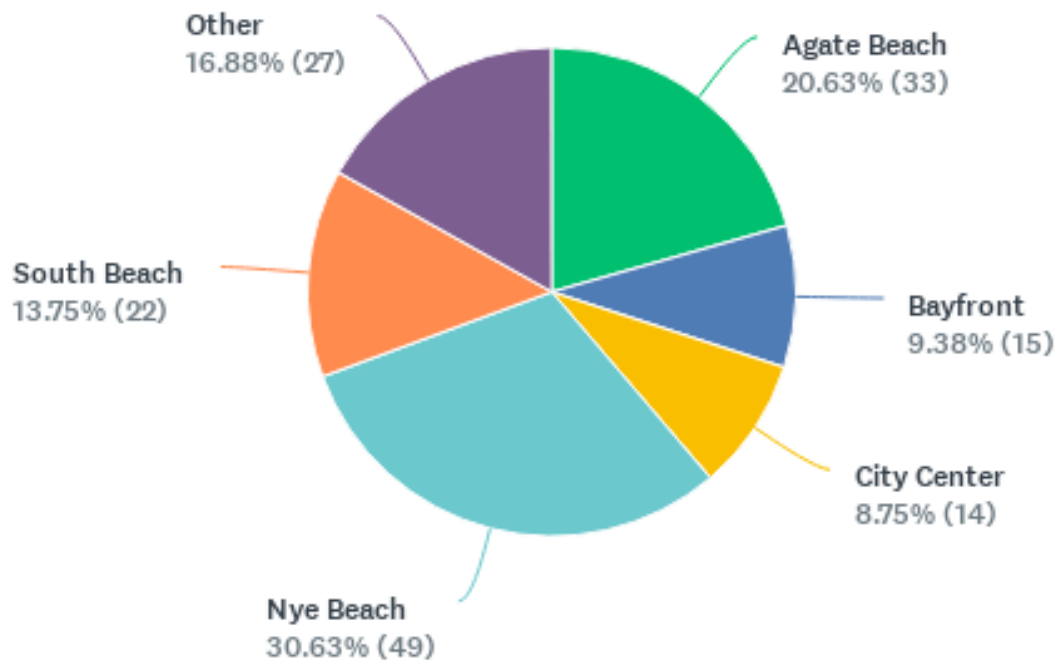
Water System Resiliency

- Northside Fire Flow Improvement**
Ver en español
- Clean Water Storage Tank Rehabilitation**
Ver en español
- Main Tanks and Transmission Seismic Resiliency**
Ver en español

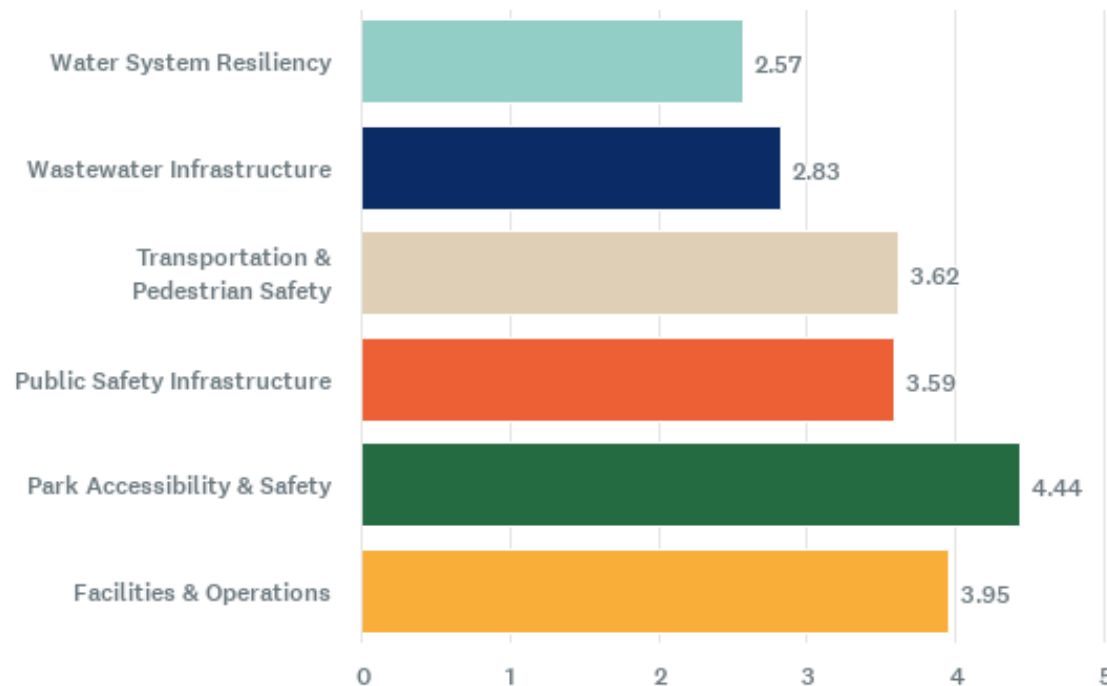
Community Park Improvements

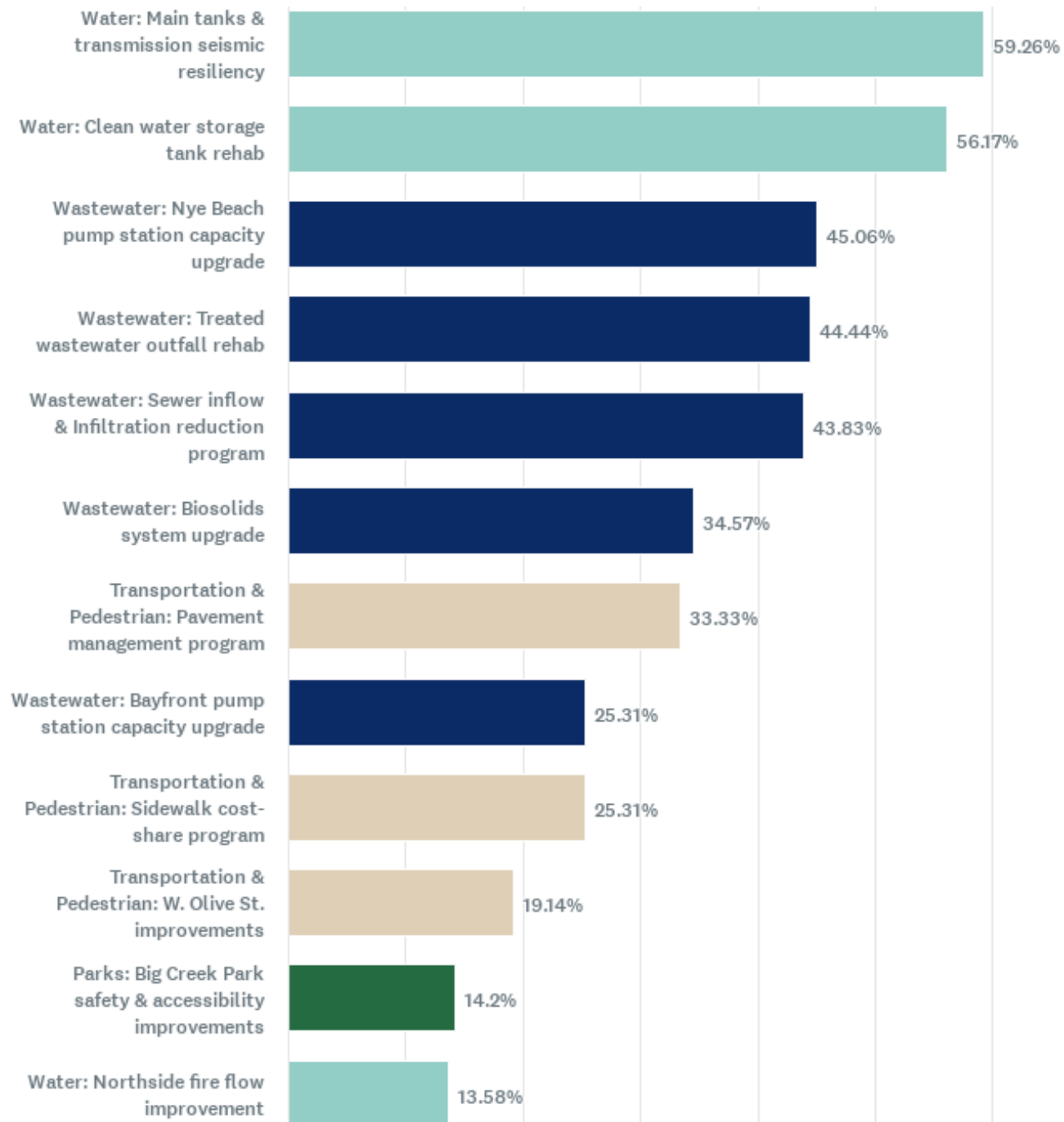


What area of Newport do you live in?



Priority project area ranking (low score is highest priority)





Public & Staff Input Themes

- Water and wastewater infrastructure emerged as the community's top priorities, receiving significantly higher emphasis than all other project areas.
- Transportation and pedestrian safety remain an ongoing concern, with continued interest in long-term maintenance and improvements to City roads and sidewalks.
- There is widespread community interest in City park and trail improvements and enhancements, but it ranks lower in priority compared to infrastructure.

Recommendation

Project	Score	Estimated Cost
Nye Beach Lift Station Capacity Upgrade	76	\$ 3,700,000
Northside Fire Flow Improvement	76	\$ 1,250,000
Effluent Outfall Rehabilitation	71	\$ 5,000,000
Betty Wheeler & Sam Moore Park & Trail Improvements	69	\$ 3,000,000
Bayfront Lift Station Capacity Upgrade	68	\$ 3,000,000
Clean Water Storage Tank Rehabilitation	67	\$ 940,000
Sidewalk Cost-Share Program	62	\$ 2,000,000
Sewer Inflow & Infiltration Reduction System	60	\$ 3,000,000
55th Street Pump Station Relocation	59	\$ 1,720,000
Pavement Management Program	56	\$ 3,500,000
Main Tanks and Transmission Seismic Resiliency	55	\$ 5,000,000
West Olive Street Improvements	55	\$ 1,800,000
Elevator Compliance Upgrade	53	\$ 500,000
Biosolids System Upgrade	48	\$ 500,000
Secure Impound Storage Facility	46	\$ 500,000
		\$ 35,410,000
Project Manager		\$ 2,500,000
		\$ 37,910,000
Bond Issuance Cost		\$ 300,000
TOTAL ALL		\$ 38,210,000
Target		\$ 38,422,000

The recommendation includes:

- the top 15 projects from matrix scoring & the community & staff's top projects, in addition to the Secure Elevator Compliance Upgrade & Impound Storage Facility
- reducing the Sewer Inflow & Infiltration Reduction System from \$4.5M to \$3M, Pavement Management from \$4M to \$3.5M, and Biosolids from \$3M to \$500,000
- combining the Betty Wheeler & Sam Moore Park & Trail Improvements to account for potential grants



Next Steps

- 1) Develop talking points & information to share publicly
- 2) Conduct polling
- 3) Craft appropriately flexible, yet specific-enough ballot language

