

**Warren County Board of Commissioners**

**201 Locust Street, McMinnville, TN 37110**



**Warren County Board of Commissioners**

# WARREN COUNTY BOARD OF COMMISSIONERS

Being held at 6:30 PM on Monday, June 24, 2024  
201 Locust Street, McMinnville, TN 37110

---

## ORDER OF PROCEDURE AND DOCKET

1. **Opening of Court -- Court Officer**

2. **Invocation**

Invocation  
Commissioner District 9

3. **Pledge of Allegiance**

Pledge of Allegiance  
Commissioner District 9

4. **Roll Call**

5. **Adoption of Docket**

6. **Reading of Minutes**

7. **ELECTED OFFICIALS/DEPARTMENT REPORTS**

1 UT-TSU Extension Warren Commissioners' Report - June 2024

2 Quarterly Report Veteran's Services  
Mark Lytle: VSO Officer

3 EMA Report to Warren County Commission  
6-24-2024

**Review:**

**March, I met with Airport Mgr. to plan an Emergency Exercise.**

**I met with TEMA to go over EMPG requirements.**

**We conducted a Commo Test with TEMA Operations.**

**April** We changed out our Radiological Equipment with TEMA.  
I attended a Regional Directors Mtg. in White Co.  
I attended a State Health Meeting in Cookeville.  
We received new Emergency Response Guide Books for our county depts.  
I attended the Emergency Mgt. Conference in Murfreesboro.

**May** We had storms move through the county, with lots of wind damage.  
I received some First Aid Kits for the Sheriff Dept. and the Police Dept.

4 EMS June Report

5 Quarterly Report  
Warren County Memorial Airport  
Jim Dyer: Director

6 Quarterly Report Warren County Codes  
Cole Miller: Code Enforcement Officer

7 Finance Department Report  
-April 2024 Financials

## **8. COMMITTEE REPORTS**

**Budget & Finance, Building & Grounds, Economic & Agricultural Development, Education, Financial Management, Health & Welfare, Highway & Bridge, Policy & Personnel, Safety, County Corrections Partnership, Legislative Committee**

## **9. Public Comment**

## **10. NEW BUSINESS**

1 Amendment # GF-FY 23/24-42  
Reallocate funds to facilitate purchase of body cams [\$60,000] and a small drone [\$23,000]

- 2        Amendment # GF-FY 23/24-43  
Appropriate additional funds to cover veterinary services and animal food & supplies for Animal Control
  
- 3        Amendment # GF-FY 23/24-46  
Year end adjustments
  
- 4        Amendment # HWY-FY 23/24-5  
Transfer funds to cover benefits' overages
  
- 5        Transfer # GP-FY 23/24-10  
Line items transfers
  
- 6        Amendment # GP-FY 23/24-11  
Transfer to cover fuel overage for student transportation
  
- 7        Resolution No. 6-2024  
A resolution making appropriations to non-profit charitable organizations for FY24/25
  
- 8        Resolution No. 7-2024  
A resolution to authorize the County Road Superintendent to provide \$4,000 in gasoline to UCARS for FY24/25
  
- 9        Resolution No. 8-2024  
A resolution to accept the Warren County School System Federal Programs Budget for FY24/25
  
- 10       Resolution No. 9-2024  
Resolution fixing the tax levy for FY24/25

- 11 Resolution No. 10-2024  
FY24/25 Appropriations Resolution
  
- 12 Amendment # GF-FY 24/25-1  
Establish Tire Environmental Act Program Grant line items. Funds to be used to purchase semi, trailer,  
and excavator to be used to tire recycling
  
- 13 Approval of the 2024 Official Road List  
Levi Glenn
  
- 14 Resolution 11-2024  
Speed Limit change to Homer Pedigo Rd
  
- 15 Approval of Minimum Development Standards and  
Requirements for Warren County Memorial Airport
  
- 16 Approval of Minimum Standards for Commercial Aeronautical  
Activities Warren County Memorial Airport
  
- 17 Approval of Nominee to the Warren County  
Airport Zoning Committee  
Carl Bouldin: Commissioner District 12
  
- 18 Approval of Notaries

11. **Announcements**

June Dairy Month

Terry Bell: County Executive

12. **SPECIAL PRESENTATION**

13. **Adjourn**

## **Warren County Board of Commissioners Agenda Item Report**

Meeting Date: June 24, 2024

Submitted by: Jason Hillis

Submitting Department: County Executive's Office

Item Type: Report

**Agenda Section:** Invocation

---

**Subject:**

Invocation

Commissioner District 9

**Suggested Action:**

**Attachments:**

## **Warren County Board of Commissioners Agenda Item Report**

Meeting Date: June 24, 2024

Submitted by: Jason Hillis

Submitting Department: County Executive's Office

Item Type: Report

**Agenda Section:** Pledge of Allegiance

---

**Subject:**

Pledge of Allegiance

Commissioner District 9

**Suggested Action:**

**Attachments:**

## **Warren County Board of Commissioners Agenda Item Report**

Meeting Date: June 24, 2024

Submitted by: Tina Smock

Submitting Department: UT-TSU Agricultural Extension

Item Type: Report

**Agenda Section:** ELECTED OFFICIALS/DEPARTMENT REPORTS

---

**Subject:**

UT-TSU Extension Warren Commissioners' Report - June 2024

**Suggested Action:**

**Attachments:**

[UT-TSU Extension Warren Commissioners' Report - June 2024.pdf](#)

# UT-TSU Extension Warren County

## Warren County Commissioners' Report June 2024

UT-TSU Extension • 931-473-8484 • warren.tennessee.edu • Warren County

**Hilda W. Lytle**

**County Director & Extension Agent**

UT-TSU Extension Warren County

Family & Consumer Sciences



Greetings from UT TSU Warren County Extension. We appreciate your continued support and interest in our educational efforts, programs, and activities. As of June 1, Extension 4-H agent – Emily Mote has transferred to Bedford County. We are sad to see her go but wish her the best in her new 4-H role. Next are highlights of this quarter's Extension events, activities, and programs.

### **Arthritis Exercise Program**

- Taught 11 of 16-sessions of the arthritis exercise program with 12 participants enrolled. Sessions consisted of arthritis education, warm-ups, various joint-safe exercises, cool-downs and relaxation techniques. Eight enrollees completed the program.

### **Co-parenting**

- Taught Parenting Apart: Effective Co-parenting class for four participants. The four-hour program is required for

separating parents of minor children by state law. Participants learned ways of working together for the sake of their child(ren) while keeping conflict to a minimum. They also learned ways to keep the children out of the middle of parent issues through various forms of communication.

### **Family and Community Education (FCE) Clubs**

- FCE Visitation Day – This annual event is held to encourage new membership and is a way for all clubs to report their events and activities.
- Awards & Recognition Day – 49 FCE members were in attendance for the annual awards day. Member accomplishments include: gold star awards, perfect attendance, reading certificates, master club, and most new members. Teresa Priestley of the Bonner club was recognized as the Best of the Best FCE member for 2024.
- Community Health Leader Training – Dana Evans taught this leader lesson with a focus on dementia and Alzheimer's.
- International Day -This annual event was held in May where the featured country was France. Members who had

toured France gave brief reports and a picture slide-show was presented.

- Leadership Retreat – Five FCE members and I traveled to UT Southern in Pulaski for the annual retreat. Educational and crafting classes were held throughout the 3-day conference. In addition, two members participated in the one-day seminar. I taught the Personality IQ classes along with facilitating Chair Volleyball.



### **Food Waste Prevention**

- A food drive was held during the first two weeks of April in conjunction with the annual *Food Waste Prevention Week* awareness. A total of 338 pounds of food was collected and delivered to the Warren County Food Bank resulting in 282 meals being provided for families in need. In addition, nutrition specialist, Dr. Kristen Johnson and I presented a food waste program to Noon Rotary in April.

### **Health Program – Reflectors FBC**

- Agent presented a health-based program on “**Thirst**” with an emphasis on sugar amounts and hydration levels

to 23 participants at a seniors’ group at First Baptist Church.

### **Living Well with Chronic Conditions**

- Completed the last two of six sessions of this program. Four participants completed the course at the McMinnville/Warren County Senior Center. Making healthy food choices, medication usage, depression management, making informed treatment decisions, positive thinking, weight management, and working with your health care professionals/system were the focus of sessions. Participants made weekly action plans and reported efforts during each session.

### **Personality IQ**

- The focus of this program is on perception and personality. There are four personality types – organizer, peacemaker, analyzer, and activator. Participants discovered their personality type, how to understand other personalities and ways to work together in team projects. Taught two classes at FCE Leadership Retreat at UT Southern. Taught one class for employees at Upper Cumberland Human Resources Agency with five participants.

### **Skill-Up**

- Participate in three student orientations at the Tennessee College of Applied Technology (TCAT) to promote this program. Qualifying students may receive help with soft

skills and materials such as textbooks, uniforms, testing fees, gas cards, or other needs not covered by financial assistance for the duration of their school program as long as they are willing to work upon graduation.

### **Tai Chi for Arthritis**

- Completed the *Tai Chi for Arthritis* program. The last five of ten sessions were conducted where participants learned the Sun style of Tai Chi to help joint protection. Tai Chi warm-ups, forms, and cool-downs were taught to help manage arthritis and related conditions. Participants reported being able to practice Tai Chi at home, being more flexible and having less arthritis pain as a result of the program.

### **Tennessee Extension Leadership Academy (TELA) planning committee**

- Continued serving on this state-wide committee. The last of four sessions was held in Nashville in March with participants presenting individual leadership project plans, graduation, and a brief visit from the governor.

### **Tennessee Nutrition and Consumer Education Program (TNCEP)**

#### **Color Me Healthy**

- Taught the last of four sessions to four classrooms of Head-Start preschool at the two county locations with a focus on fruits and vegetables. Lessons were taught through age-appropriate songs,

physical activity, color, letters, and food sampling.

### **Margie Foster TNCEP Program Assistant**



### **Tennessee Nutrition and Consumer Education Program**

#### **Eating Smart, Moving More**

- Senior Center (six participants enrolled). Ten sessions were held. They tasted easy fruit salad, chicken broccoli quiche and mini meatloaf muffins. Four participants successfully graduated from the course.

#### **The Haven**

- Eleven individuals enrolled in the ten-session program which will wrap-up in June.

#### **Making Tracks with Rudy Raccoon**

- Completed this monthly series for third graders in April with focus on whole grains and vegetable consumption. Pre/post surveys will be tallied at state office and reported at a later date. Students sampled whole grain crackers and sugar snap peas. There were 22 classrooms involved. Also taught this curriculum at Warren County Middle School in the Comprehensive Developmental Classroom. Nine students plus three teachers and one

personal nurse were involved in the program.

### **Learn, Grow, Eat, & Go**

- Completed the ten-lesson series at Dibrell Elementary afterschool program. Featured topics were: vegetable consumption using our five senses in relation to food selection, and gardening.

### **Eat Well, Feel Well**

- Series of 8 classes were held at Beersheba Towers with 11 participants. Topics covered were food safety, physical activity, hydrations, use-by-dates, protein, dairy foods, and vegetables.

### **Commodity Distribution**

- Handouts about “Healthy Eating for Older Adults” were given to 330 recipients of commodities.

### **Quarterly TNCEP Coalition**

- Meeting was held in May with six members present. Reports of educational efforts were given by agent and program assistant. Plans for upcoming months were presented and members gave agency updates.



**Heath Nokes**  
**Agriculture**  
**Extension Agent**

### **Severe Weather-**

- The wet weather has put the brakes on a lot of our producers. Our thoughts and prayers are with those who sustained damage and loss during the extreme weather that hit the Jacksboro- Morrison area especially those who suffered huge losses as a result of washing away their inventory of nursery stock. The resulting flooding and continued wet weather will eventually impact all of our producers. Weather through flooding damage, to increased inputs as a result of fertilizer loss due to leaching and denitrification, to increased disease pressure and decreased forage quality as a result of having to delay due to wet weather conditions, this one will hurt for some time.

### **Master Gardener Intern Class**

- The 2024 Master Gardener intern class recently concluded to great success. This year’s class had 34 participants who graduated. The course started in



in February and ran through April covering ten weeks of intensive training in all thing's plants. The past two years have been extremely large years for the program and the number of participants has been astonishing. We had the largest class of any county in the area including Rutherford.

### **Cicada Cicada**

- We are in the heart of cicada season; they have been serenading the county with their song for about three weeks now. The good news is they should be gone in another three weeks or so. For more information about this emergence and to locate and identify the next location and time for the next emergence, please visit: <https://www.cicadamania.com/>.

### **Summertime**


- Now that we are through with all the winter and spring classes, it is time to settle into the summertime routine of identifying weeds, disease, insects, and other such summertime problems for our clientele. As we noted in the first paragraph, the weather has got us behind on our UT variety plots, and we are currently waiting on some dry weather to get our research plots in the ground for our August field day.

### **4-H Youth Development**

**Emily Mote, Extension Agent**

**Alison Hopper, Extension Agent**

**Leah Prater, Program Assistant**



### **In-school and Home School Club Meetings**

- During the month of March, we wrapped up in-school clubs. 4-Hers had the opportunity to participate in their final 4-H contest--photo search. There were 422 members who submitted entries in the Piggy Bank Pageant.

### **Junior High International Cooking Workshop**

- During spring break eight Jr High 4-Hers gathered at the extension office for a one-day cooking workshop. Participants cooked dishes from different cultures, learned new cookery methods and techniques and improved their recipe reading skills. A sit-down family style meal was shared with the foods they prepared. A cookbook of the recipes used was also sent home with the kids.

### **4-H Congress**

- The 76<sup>th</sup> annual State 4-H Congress took place March 10-13 in Murfreesboro and Nashville. Warren County was represented by Hunter Rigsby, Brantley Waldron, and Theo Burks. EmiLee Lassiter and Takota Moore were portfolio finalists and competed.

During this event, 4-Hers served as senators and representatives. They visited the House and Senate Chambers, debated mock bills, participated in a TN history scavenger hunt, met with Representative Sherrell, toured the Nashville Zoo at Grassmere, and made friends from across the state. EmiLee Lassiter also attended Congress where she competed in the Citizenship Project with her portfolio.



### Livestock Judging

- The Central Region Livestock Judging Contest- was held in April at the TN Livestock Center in Murfreesboro. Warren County was represented by 19 4-Hers competing on the Junior, Junior




High, and Senior High levels. During the contest, participants judged classes of breeding and market beef cattle, sheep, goats, and swine, answered questions about two of the classes, and Sr High participants gave two sets of oral reasons.

### FCS Skillathon

- The Central Region FCS Skillathon happened in April. Warren County was represented by ten 4-Hers in the Jr. High and Senior High divisions. This year, the Warren County Junior High team placed third while the senior high teams placed first and third. Both senior high teams are progressing to the state competition.

### Warren County Hot Shots

- The Warren County Hot Shots competed in the Spring Shotgun Jamboree at the beginning of May. The spring competition was held at the Nashville Gun Club. This year 13 youth practiced for the event with 13 of them competing. Junior competitors shot four rounds of trap. Senior high competitors shot two rounds of trap and two rounds of skeet.



### 4-H Portfolios

- Junior high and senior high members are encouraged to complete and submit a project portfolio each year. 4-

H'ers select 1 of the 27 4-H projects to submit their portfolio in. The portfolio consists of records of a member's main project work, leadership work, citizenship work, photos highlighting some of their work, and their 4-H story. This year, 3 Jr High and 5 Sr High members submitted portfolios.

### **100 Percent Reward Day**

- This year, 4-6th grade 4-Hers who completed all in school projects were invited to a celebration at our office. This event hosted inflatables, games, snacks, and general fun! There were 43 participants who attended.

### **Subregional Project Achievement Day**

- Project Achievement Day was at Motlow Community College in Tullahoma in May. It allows 4-Hers 4-8th grades the opportunity to present a demonstration or exhibit they have created relating to their project work. 4-Hers present their demonstration or exhibit during the February clubs and the top two are selected to compete. Warren County had 34 youths represented.

### **4-H Awards Ceremony**

- The 2023 4-H Awards Ceremony was held May 23rd at the Milner Recreation Center. Members were recognized for accomplishments in numerous activities and contests for county, regional, and state levels. Over 100 4-H members were recognized.

## Warren County Board of Commissioners Agenda Item Report

Meeting Date: June 24, 2024

Submitted by: Jason Hillis

Submitting Department: Veterans Services

Item Type: Report

**Agenda Section:** ELECTED OFFICIALS/DEPARTMENT REPORTS

---

**Subject:**

Quarterly Report Veteran's Services

Mark Lytle: VSO Officer

**Suggested Action:**

**Attachments:**

[VSO Quarterly Report 2ndQTR2024.docx](#)

# Warren County VSO Quarterly Report

March 1, 2023 through May 31, 2024

2287 total Veterans residing in Warren County.

864 Veterans represented by this office. 28 increase over 2022. We have files on 37.8% of the Veterans in Warren County.

Current annual Warren County VA Compensation and Pension \$22,048,064

Added 10 Veterans Photos to the "wall" in the Administrative building.

Relocated the VSO office to the Mall location.

Hosted a virtual VA Judicial hearing for a veteran on June 5<sup>th</sup>.

Statistics:

47 (125- year to date) office visits

37 (77- year to date) phone calls

26 (50- year to date) new Power of Attorneys

8 new (31- year to date) 21-526EZ's (Claims for benefits)

3 new (4- year to date) 21-534EZ's (Claims for Dependency and Indemnity Compensation)

6 (13- year to date) Appeals

Assisted with 10 VA Health Care applications

Packaged a total of 92 benefit claims

## Warren County Board of Commissioners Agenda Item Report

Meeting Date: June 24, 2024

Submitted by: Jim Cunningham

Submitting Department: EMA

Item Type: Report

**Agenda Section:** ELECTED OFFICIALS/DEPARTMENT REPORTS

---

**Subject:**

EMA Report to Warren County Commission  
6-24-2024

**Suggested Action:**

Review:

March, I met with Airport Mgr. to plan an Emergency Exercise.

I met with TEMA to go over EMPG requirements.

We conducted a Commo Test with TEMA Operations.

April We changed out our Radiological Equipment with TEMA.

I attended a Regional Directors Mtg. in White Co.

I attended a State Health Meeting in Cookeville.

We received new Emergency Response Guide Books for our county depts.

I attended the Emergency Mgt. Conference in Murfreesboro.

May We had storms move through the county, with lots of wind damage.

I received some First Aid Kits for the Sheriff Dept. and the Police Dept.

**Attachments:**

## Warren County Board of Commissioners Agenda Item Report

Meeting Date: June 24, 2024

Submitted by: Preston Denney

Submitting Department: EMS

Item Type: Report

**Agenda Section:** ELECTED OFFICIALS/DEPARTMENT REPORTS

---

**Subject:**

EMS June Report

**Suggested Action:**

**Attachments:**

[June Report.pdf](#)

### Monthly Call Volume

Run Type	2024-02-01	2024-03-01	2024-04-01	Total
Public Assistance/Other Not Listed	4	4	4	<b>12</b>
911 Response	447	385	461	<b>1293</b>
Non-Emergency Interfacility Transfer	66	69	75	<b>210</b>
Medical Transport	115	83	92	<b>290</b>
Emergency Interfacility Transfer	14	9	9	<b>32</b>
Mutual Aid	1			<b>1</b>
Standby	2		4	<b>6</b>
<b>Total</b>	<b>649</b>	<b>550</b>	<b>645</b>	<b>1844</b>

Disposition	2024-02-01	2024-03-01	2024-04-01	
Assist, Public	35	32	47	<b>114</b>
Transported No Lights/Siren	479	434	477	<b>1390</b>
Patient Refused Evaluation/Care (Without Transport)	49	33	50	<b>132</b>
Cancelled (Prior to Arrival at Scene)	3	2	4	<b>9</b>
Patient Treated, Released (AMA)	10	7	8	<b>25</b>
Transported Lights/Siren	39	21	31	<b>91</b>
Patient Dead on Scene - No Resuscitation Attempted (With Transport)	4	4	4	<b>12</b>
Cancelled on Scene/No Patient Found	9	4	12	<b>25</b>
Cancelled (No Patient Contact)	7	6	4	<b>17</b>
Standby - No Service or Support Provided	6	1	3	<b>10</b>
Standby - Public Safety, Fire, or EMS Operational Support Provided	3	2	1	<b>6</b>
Transported No Lights/Siren, Upgraded	3		1	<b>4</b>
Patient Refused Evaluation/Care (With Transport)	1		1	<b>2</b>
Patient Dead on Scene - Resuscitation Attempted (With Transport)	1			<b>1</b>
Patient Dead on Scene - No Resuscitation Attempted (Without Transport)		3		<b>3</b>
Patient Treated, Transported by Private Vehicle		1	1	<b>2</b>
Patient Treated, Transferred Care to Another EMS Professional/Unit			1	<b>1</b>
	<b>649</b>	<b>550</b>	<b>645</b>	<b>1844</b>

# Accounting Roll Forward - Monthly Financial Summary

## Warren County Ambulance Services

Date Range Feb 2024 - Apr 2024

Mo End	Beginning AR	A (+) Sales Original	B (+) Sales Payer Reclass	C (-) Sales Adjustments	D (-) Bad Debt Adjustments	E (-) Contractual Adjustments	F (-) Cash Receipts	Ending AR	G Net Sales	H DSO
Feb 2024	1,054,283.46	351,097.70	185,041.97	185,294.49	0.00	61,996.31	194,824.56	1,148,307.77	288,848.87	91
Mar 2024	1,148,307.77	350,161.50	140,369.01	141,438.74	244,594.91	89,836.13	229,772.41	933,196.09	259,255.64	74
Apr 2024	933,196.09	378,734.10	153,795.22	154,274.91	122,408.54	78,999.12	231,223.90	878,818.94	299,255.29	69

### Filter Criteria

Accounting Period: Feb 2024 - Apr 2024

## Warren County Board of Commissioners Agenda Item Report

Meeting Date: June 24, 2024

Submitted by: Jason Hillis

Submitting Department: Airport

Item Type: Report

**Agenda Section:** ELECTED OFFICIALS/DEPARTMENT REPORTS

---

**Subject:**

Quarterly Report

Warren County Memorial Airport

Jim Dyer: Director

**Suggested Action:**

**Attachments:**

[24\\_06\\_24 WCMA report to Warren County Commission.pdf](#)

## **Warren County Veterans Memorial Airport**

48 West Airport Road  
McMinnville, TN 37110  
Office: (931) 668-7050

### **Quarterly Report to the Warren County Commission For the Commission Meeting Monday, June 24th, 2024**

Tuesday, June 11, 2024

Dear County Commissioners,

The last quarter was a busy one for at the airport. In May we had two major events.

On Saturday, May 18<sup>th</sup>, the local chapter of the Experimental Aircraft Association held a fly-in breakfast and Aviation Appreciation Day with static displays, model aircraft hands-on training, a presentation to Mr. Jack Puckett for his early contribution to the development of our airport, and a talk on how to introduce high-school students to aviation careers. The weather kept planes from flying to the event, but I estimate that over two hundred local people drove to the airport to attend. The EAA chapter plans to host a fly-in breakfast open to the public on the third Saturday of each month.

The Marine Corps League hosted the Memorial Day ceremony on Monday, May 27<sup>th</sup>. It also was well attended. The new public address system the County purchased worked well.

The Airport Commission adopted, and now submits for your approval, two documents that will support the County's effort to recruit new businesses to the airport. The Minimum Standards for Commercial Aeronautic Activities will function as rules of conduct for any business or individual conducting commercial activity at the airport. The Minimum Development Standards are a guide for a business wishing to build on airport land that they have leased long-term. The TDOT Aeronautics Division and the County attorney have each reviewed and approved these minimum standards. Any such lease approved by the County Commission would require that the ownership of the building revert to the County at the end of the lease. We have one party interested in making a proposal if you approve these minimum standards.

I have attached our routine reports. Please let me know if you have any questions or comments. The next EAA sponsored Fly-In Breakfast will be Saturday, July 20th. I hope to see you there.

Respectfully Submitted,



Jim Dyer,  
Director



WCMA Accounts Receivable Aging Report

As of 05/31/2024

<b>Customer w/credits</b>	<b>0-30</b>	<b>31-60</b>	<b>61-90</b>	<b>91+</b>	<b>Net Total</b>
ALL-O-K'Sions, LLC	302.00	-	-	-	302.00
Barrett, Jerry	182.00	-	-	-	182.00
Basham, Kelly	182.00	-	-	-	182.00
Black Crow Aviation	1,100.00	-	-	-	1,100.00
Blackford, Mr. Ryan	237.00	-	-	-	237.00
Bottoms, Dwight	182.00	-	-	-	182.00
Bouldin Aviation, LLC	182.00	-	-	-	182.00
Bowman, Bill	182.00	-	-	-	182.00
Central Oil Company, LLC	329.90	237.00	-	-	566.90
Conover, Rodney	419.00	-	-	-	419.00
Corley, Michael	237.00	-	-	-	237.00
Cornelius, Charlie	33.00	-	-	-	33.00
Craig, Keith	120.00	-	-	-	120.00
Cripps, Jason	-	-	-	(1,122.00)	(1,122.00)
Dunlap, Paul	-	(1,092.00)	-	-	(1,092.00)
Dunn, Chris	187.00	-	-	-	187.00
EAA Chapter 1700	50.00	-	-	-	50.00
Foutch, Lucas	194.75	-	-	-	194.75
Hancock, Tim	182.00	-	-	-	182.00
Henley, Brett	-	-	-	(654.20)	(654.20)
Java Medical Group	618.05	-	-	-	618.05
Kimbrough, Dan	182.00	-	-	-	182.00
Laughlin, Paul	182.00	182.00	182.00	-	546.00
Mason, Burton	282.00	-	-	-	282.00
Meyers, Marty	-	(1,112.00)	-	(77.00)	(1,189.00)
Middle Tenn. State University Aer	-	-	11.00	-	11.00
Murphy, Richard	333.00	-	-	-	333.00
Pegasus Aviation	1,513.00	-	-	-	1,513.00
Red Baron Aviation	761.57	42.00	-	-	803.57
Stones River Aviation	85.00	-	-	-	85.00
Sun South Aviation	-	(4.00)	-	-	(4.00)
Tate, Jim	151.27	-	-	-	151.27
Thaxton, Travis	182.00	-	-	-	182.00
Trussler/Nester, Leslie/Gary	-	(241.36)	-	-	(241.36)
Wilcox, John	120.00	-	-	-	120.00
Wilson, Marc P	660.00	-	-	-	660.00
Woodside, Jeremy	187.00	-	-	-	187.00
Zigmont, David	163.00	-	-	-	163.00
<b>Total w/ credits</b>	<b>9,721.54</b>	<b>(1,988.36)</b>	<b>193.00</b>	<b>(1,853.20)</b>	<b>6,072.98</b>
<b>Customer w/o credits</b>	<b>0-30</b>	<b>31-60</b>	<b>61-90</b>	<b>91+</b>	<b>Net Total</b>
ALL-O-K'Sions, LLC	302.00	-	-	-	302.00
Barrett, Jerry	182.00	-	-	-	182.00
Basham, Kelly	182.00	-	-	-	182.00
Black Crow Aviation	1,100.00	-	-	-	1,100.00
Blackford, Mr. Ryan	237.00	-	-	-	237.00
Bottoms, Dwight	182.00	-	-	-	182.00
Bouldin Aviation, LLC	182.00	-	-	-	182.00
Bowman, Bill	182.00	-	-	-	182.00
Central Oil Company, LLC	329.90	237.00	-	-	566.90
Conover, Rodney	419.00	-	-	-	419.00
Corley, Michael	237.00	-	-	-	237.00
Cornelius, Charlie	33.00	-	-	-	33.00
Craig, Keith	120.00	-	-	-	120.00
Dunn, Chris	187.00	-	-	-	187.00
EAA Chapter 1700	50.00	-	-	-	50.00
Foutch, Lucas	194.75	-	-	-	194.75
Hancock, Tim	182.00	-	-	-	182.00
Java Medical Group	618.05	-	-	-	618.05
Kimbrough, Dan	182.00	-	-	-	182.00
Laughlin, Paul	182.00	182.00	182.00	-	546.00
Mason, Burton	282.00	-	-	-	282.00
Middle Tenn. State University Aer	-	-	11.00	-	11.00
Murphy, Richard	333.00	-	-	-	333.00
Pegasus Aviation	1,513.00	-	-	-	1,513.00
Red Baron Aviation	761.57	42.00	-	-	803.57
Stones River Aviation	85.00	-	-	-	85.00
Tate, Jim	151.27	-	-	-	151.27
Thaxton, Travis	182.00	-	-	-	182.00
Wilcox, John	120.00	-	-	-	120.00
Wilson, Marc P	660.00	-	-	-	660.00
Woodside, Jeremy	187.00	-	-	-	187.00
Zigmont, David	163.00	-	-	-	163.00
<b>Total w/o credits</b>	<b>9,721.54</b>	<b>461.00</b>	<b>193.00</b>	<b>-</b>	<b>10,375.54</b>

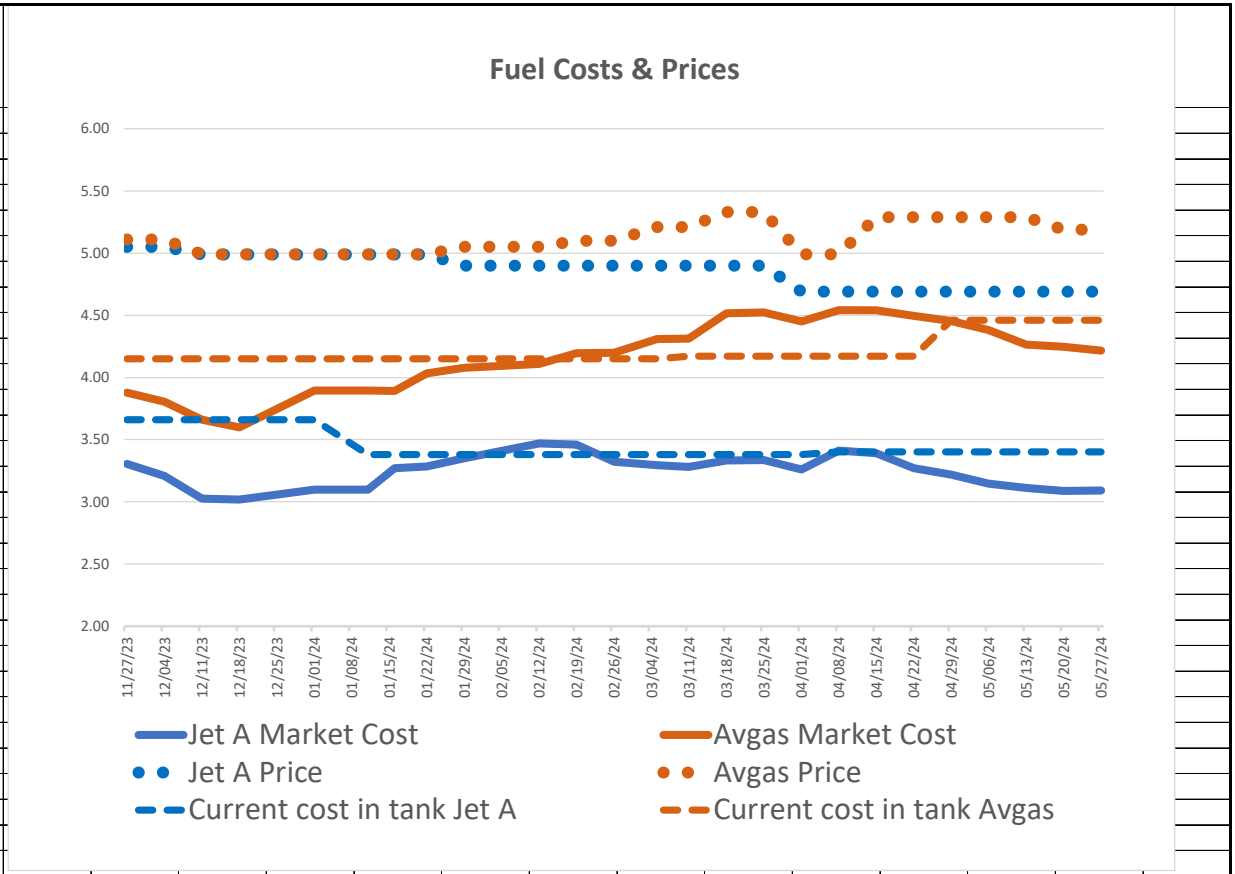
**Warren County Memorial Airport  
Spending vs. Budget Report  
As of End of May, 2024**

Prepared 05/30/2024

YTD 05/30/2024									
Fund #	Account Name	Budgeted	Amount Spent YTD	Amount Spent This Month	Amount Encumbered	Total Spent and Encumbered	Funds Available	% of YR	% of Budget Spent or Encumbered
101	County Official/ Administrative Officer	-65,540.00	56,273.10	7,183.80		56,273.10	-9,266.90	91.67%	85.86%
189	Other Salaries & Wages	-150,338.00	129,177.74	16,822.89		129,177.74	-21,160.26	91.67%	85.92%
196	In-Service Training	0.00	-	0.00		0.00	0.00		
201	Social Security	-16,520.00	13,925.25	1,810.30		13,925.25	-2,594.75	91.67%	84.29%
204	State Retirement	-26,450.00	19,063.57	2,436.14		19,063.57	-7,386.43	91.67%	72.07%
207	Medical Insurance	0.00	0.00	0.00		0.00	0.00		
210	Unemployment Compensation	0.00	0.00	0.00		0.00	0.00		
307	Communication	-5,300.00	3,003.88	285.35	150.00	3,153.88	-2,146.12	91.67%	59.51%
317	Data Processing Services	-10,800.00	8,261.28	295.00	355.00	8,616.28	-2,183.72	91.67%	79.78%
335	Maintenance and Repair Services Bldg	-20,000.00	7,525.39	621.42	1,677.24	9,202.63	-10,797.37	91.67%	46.01%
355	Travel	-3,000.00	2803.25	0.00	0.00	2,803.25	-196.75	91.67%	93.44%
399	Other Contracted Services	0.00	0.00	0.00		0.00	0.00		
418	Equipment And Machinery Parts	-19,000.00	11,633.35	1,408.06	3,058.63	14,691.98	-4,308.02	91.67%	77.33%
425	Gasoline (Avgas and Jet A for sale)	-270,000.00	222,186.91	20,390.28	2,810.73	224,997.64	-45,002.36	91.67%	83.33%
435	Office Supplies	-5,000.00	3,412.21	695.20	400.00	3,812.21	-1,187.79	91.67%	76.24%
452	Utilities	-38,500.00	22,392.06	1,694.90		22,392.06	-16,107.94	91.67%	58.16%
499	Other Supplies And Materials	-10,000.00	4,700.69	1,220.76	1,478.68	6,179.37	-3,820.63	91.67%	61.79%
506	Liability Insurance	-12,500.00	12,458.00	0.00		12,458.00	-42.00	91.67%	99.66%
524	In Service/Staff Delevopment	-2,500.00	1,000.00	0.00		1,000.00	-1,500.00	91.67%	40.00%
599	Other Charges	-162,000.00	19,959.44	25.00	1,280.00	21,239.44	-140,760.56	91.67%	13.11%
702	Airport Improvement	-265,000.00	11,127.00	11,127.00	253,189.65	264,316.65	-683.35	91.67%	99.74%
717	Maintenance Equipment	0.00	0.00	0.00		0.00	0.00		
719	Office Equipment	-2,000.00	1,869.69	0.00	0.00	1,869.69	-130.31	91.67%	93.48%
	<b>Totals</b>	<b>-1,084,448.00</b>	<b>550,772.81</b>	<b>66,016.10</b>	<b>264,399.93</b>	<b>815,172.74</b>	<b>-269,275.26</b>	<b>91.67%</b>	<b>75.17%</b>
	Monthly Spending								
	Irregular Spending								
	Above Expected Spending								
	Expected Spending								

**Titan Fuel Price Notices and WCMA Prices  
As of 05/30/2024**

Date	Jet A Market Cost	Avgas Market Cost	Jet A Cost + frt	Avgas Cost + frt	Jet A Price	Avgas Price	Current cost in tank Jet A	Current cost in tank Avgas
11/27/23	3.3049600	3.8781147	3.4750	4.0481	5.05	5.11	3.66	4.15
12/04/23	3.2069794	3.8067024	3.3770	3.9767	5.05	5.11	3.66	4.15
12/11/23	3.0270432	3.6591563	3.1970	3.8292	4.99	4.99	3.66	4.15
12/18/23	3.0183605	3.5987174	3.1884	3.7687	4.99	4.99	3.66	4.15
01/01/24	3.0977562	3.8948909	3.2678	4.0649	4.99	4.99	3.66	4.15
01/11/24	3.0977562	3.8948909	3.2678	4.0649	4.99	4.99	3.38	4.15
01/16/24	3.2702301	3.8902394	3.4402	4.0602	4.99	4.99	3.38	4.15
01/22/24	3.2833642	4.0335642	3.4534	4.2036	4.99	4.99	3.38	4.15
01/29/24	3.3495949	4.0775579	3.5196	4.2476	4.90	5.05	3.38	4.15
02/12/24	3.4694323	4.1072072	3.6394	4.2772	4.90	5.05	3.38	4.15
02/19/24	3.4599694	4.1950546	3.6300	4.3651	4.90	5.10	3.38	4.15
02/26/24	3.3237970	4.1983360	3.4938	4.3683	4.90	5.10	3.38	4.15
03/05/24	3.2962580	4.3092100	3.4663	4.4792	4.90	5.21	3.38	4.15
03/11/24	3.2807530	4.3139520	3.4508	4.4840	4.90	5.21	3.38	4.17
03/18/24	3.3316890	4.5146940	3.5017	4.6847	4.90	5.33	3.38	4.17
03/25/24	3.3372910	4.5226970	3.5073	4.6927	4.90	5.33	3.38	4.17
04/01/24	3.2616570	4.4502940	3.4317	4.6203	4.69	4.99	3.38	4.17
04/08/24	3.4134150	4.5409630	3.5834	4.7110	4.69	4.99	3.40	4.17
04/15/24	3.3925080	4.5402020	3.5625	4.7102	4.69	5.29	3.40	4.17
04/22/24	3.2707700	4.4940680	3.4408	4.6641	4.69	5.29	3.40	4.17
04/29/24	3.2175540	4.4521350	3.3876	4.6221	4.69	5.29	3.40	4.46
05/06/24	3.1449910	4.3801120	3.3150	4.5501	4.69	5.29	3.40	4.46
05/13/24	3.1121010	4.2640360	3.2821	4.4340	4.69	5.29	3.40	4.46
05/20/24	3.0890530	4.2467710	3.2591	4.4168	4.69	5.19	3.40	4.46
05/27/24	3.0922340	4.2162210	3.2622	4.3862	4.69	5.19	3.40	4.46
	0.00	-0.03	0.00	-0.03	0.00	0.00		
	0%	-1%	0%	-1%	0%	0%		

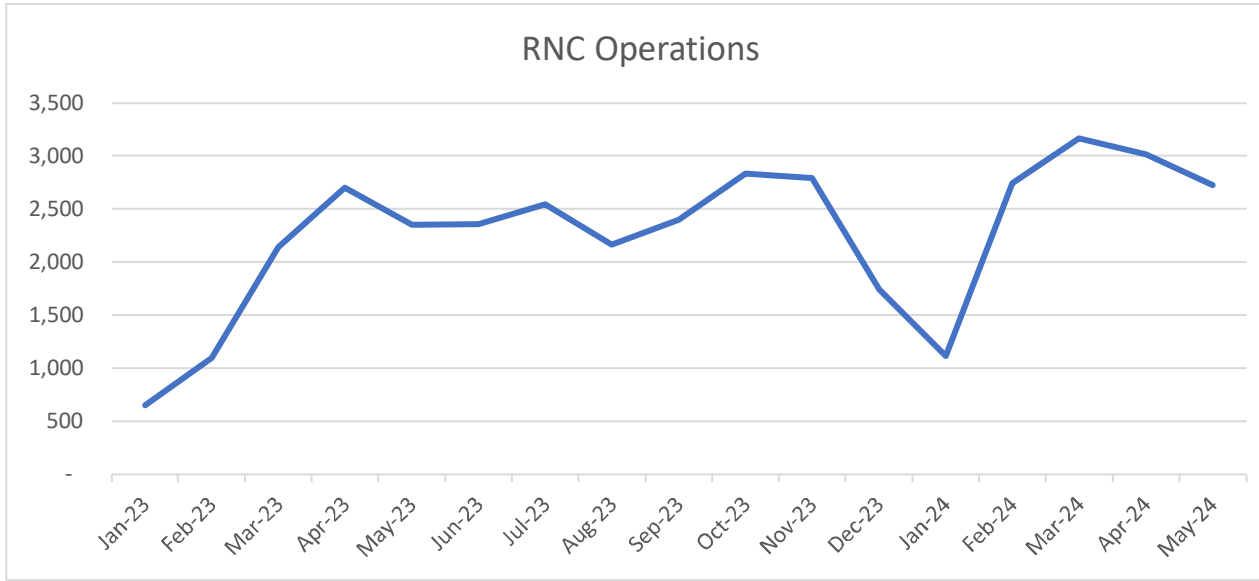


Area Fuel Prices

As of	5/31/2024						
Avgas Rank	Airport	City		Avgas		Jet A	Jet Rank
1	3M7	Lafayette	AS	\$4.89	AS	\$3.99	1
2	0M3	Hohenwald		\$4.98			
3	2M2	Lawrenceburg	AS	\$4.99	AS	\$5.05	16
4	0A3	Smithville		\$5.05		\$3.99	2
5	UOS	Sewanee		\$5.05			
6	GHM	Centerville	AS	\$5.10	AS	\$5.25	20
7	RNC	McMinnville		\$5.19		\$4.69	7
8	0M5	Waverly	AS	\$5.23	AS	\$4.56	4
9	THA	Tullahoma		\$5.23		\$4.59	5
10	SYI	Shelbyville		\$5.25		\$4.60	6
11	EKQ	Monticello		\$5.25		\$5.15	18
12	LUG	Lewisburg		\$5.30	FS	\$5.15	17
13	BGF	Winchester	AS	\$5.37	FS	\$4.85	10
14	2A1	Jameston	PS	\$5.44			
15	2A0	Dayton		\$5.50		\$5.80	30
16	4M7	Russellville	AS	\$5.52	AS	\$4.84	9
17	M02	Dickson	PS	\$5.59	PS	\$4.90	11
18	MBT	Murfreesboro		\$5.65	FS	\$5.22	19
19	APT	Jasper		\$5.75		\$5.25	21
20	K24	Russell County	AS	\$5.75		\$5.55	27
21	DCU	Decatur		\$5.75		\$5.99	31
22	RKW	Rockwood		\$5.75		\$7.00	34
23	CKV	Clarksville		\$5.78	FS	\$5.51	24
24	FGU	Collegedale		\$5.79		\$5.55	26
25	M91	Springfield		\$5.79		\$5.75	28
26	TZV	Tompkinsville		\$5.80			
27	CSV	Crossville	AS	\$5.85	FS	\$5.45	22
28	XNX	Gallitin		\$5.89	FS	\$5.49	23
29	SRB	Upper Cumberland		\$5.95	FS	\$4.48	3
30	GZS	Pulaski	FS	\$5.97	FS	\$4.94	12
31	GLW	Glasgow		\$5.99		\$5.54	25
32	FYM	Fayetteville	AS	\$6.01		\$4.71	8
33	MDQ	Madison Executive	FS	\$6.07	FS	\$6.35	33
34	BWG	Bowling Green		\$6.19	FS	\$4.99	13
35	MRC	Columbia	FS	\$6.21	FS	\$5.00	14
36	8A3	Livingston	AS	\$6.23	AS	\$5.00	15
37	M54	Lebanon	FS	\$6.25	FS	\$6.25	32
38	JWN	Nashville John Tune		\$6.95	FS	\$5.79	29

## Warren County Memorial Airport Runway Operations by Month May 2024

Month	Operations
Jan-23	654
Feb-23	1,097
Mar-23	2,137
Apr-23	2,703
May-23	2,348
Jun-23	2,357
Jul-23	2,541
Aug-23	2,165
Sep-23	2,399
Oct-23	2,835
Nov-23	2,788
Dec-23	1,742
Jan-24	1,114
Feb-24	2,744
Mar-24	3,170
Apr-24	3,017
May-24	2,722



	Weather	Operations
VFR	78.37%	98.64%
MVFR	11.57%	1.21%
IFR	4.44%	0.11%
LIFR	5.57%	0.00%
	<b>100%</b>	<b>100%</b>

Local vs. Itenterant			
Charter	0	0.00%	
Local	149	5.47%	
Itenterant	2,555	93.86%	
Military	18	0.66%	
	<b>2,722</b>	<b>100.00%</b>	

RWY	
05	840
23	1,855
Unknwn	<u>27</u>
	<b>2,722</b>

Class	%	#
AI	98.20%	2,673
Unknwn	1.18%	32
BI	0.26%	7
Rotor	1.43%	10
AII	0.00%	-
CII	0.00%	-
	<b>100.00%</b>	<b>2,722</b>

Engin Type	%
Reciprocating	96.03%
4 Cycle Recip	2.72%
Turbine	0.59%
Unknown	0.66%
	<b>100.00%</b>

**Warren County Airport Project Update Report  
As of June 11th, 2024**

1.) Airport Lake Road West Obstacle Clearing Project

- a. The County has purchased an avigation easement from one neighboring landowner and continues to negotiate with other landowners. When the Airport Commission believes that the County has permission to cut on enough parcels to justify bringing in a crew and equipment, the Airport will solicit bids for tree removal.
- b. The Airport Zoning Commission issued a zoning waiver to Mr. Don Born for the construction of a pole barn on the Spencer property if he purchases the property. Mr. Born is willing to negotiate with the County to grant an avigation easement if he purchases the property.
- c. We have started the process of asking for permission from TDOT and the FAA to exchange airport property purchased with grant funds for an avigation easement over a much larger area of land.

2.) Airfield Lighting Project

- a. The Guardian Electric engineers say they will be here in the last week of June to install the electrical line filters and other components on the PAPI's and on the beacon tower. This will complete the \$1,700,000 lighting project started in 2022.

3.) New Maintenance Building

- a. Unless additional funding becomes available, I believe the ARC grant funded project is not viable. With today's prices, there simply is not enough money in the grant to construct the planned building to the Federal specifications.
- b. For the same money that the County was putting into the ARC grant funded project, the County could erect a simple pole barn large enough for the Airport's maintenance needs.

4.) Airport Capital Improvements Plan

- a. The Airport's consulting engineer, Ronnie Canups, Airport Commissioners, and representatives of the TDOT Aeronautics Division will be at the Airport on Wednesday July 10<sup>th</sup> at 11:00AM. The purpose of the meeting is to plan projects for future years and prioritize them to meet the needs of the County and the FAA's National Plan of Integrated Airports System. Interested County Commissioners are welcome to attend.

## Warren County Board of Commissioners Agenda Item Report

Meeting Date: June 24, 2024

Submitted by: Jason Hillis

Submitting Department: Codes/Environmental Office

Item Type: Report

**Agenda Section:** ELECTED OFFICIALS/DEPARTMENT REPORTS

---

**Subject:**

Quarterly Report Warren County Codes

Cole Miller: Code Enforcement Officer

**Suggested Action:**

**Attachments:**

[WC Codes report.pdf](#)

# Warren County Building & Environmental Codes

## QUARTERLY REPORT



### Notable Changes Since Last Quarter

Since the last quarterly report, we adopted a new office hour schedule which has proven to be more effective in ensuring that all areas of codes enforcement are being processed more productively. Also, the codes department has effectively prosecuted four environmental codes cases with fines awarded to Warren County. This is crucial to installing a precedent moving forward in favor of the county, and also sends a strong message to citizens that our adopted codes are to be taken seriously.

### Next Quarter Focus

During the next quarter I will be directing most of my time towards the Fire Marshall responsibilities of this department. Since the adoption of the 2018 International Fire Code (IFC), this department has failed to create specific programs and collaborations with other entities of our governing body. When the IFC was adopted by the county, many responsibilities were inherited with it. Since the Bridgestone construction has started to gear up, many of these deficiencies have been brought to the light. This next quarter we will be bringing in advisors and participating in training that will get the Fire Marshall program back on course. Also, this department will hopefully be getting relief from the new employee within the County Executives Office. This employee will take most of the clerical responsibilities which will allow for a stronger focus on revamping the finer details on how this department is ran.

**Attached to this cover sheet are the reports generated by the permitting database. The database is constantly changing so you may see some numbers that don't align perfectly. Many times, people submit permit applications and change their minds on the project without reaching back out to the office. This will cause the database to show a gap between money obtained versus money owed. A Permit application cannot be voided until it sits in the system for at least 180 days.**



# Permit Report

03/01/2024 - 06/01/2024

Permit #	Permit Date	Permit Type	Total Construction Cost	Total Fees	Outstanding Balance
2400124	5/29/2024	New Single Family Residential	200,000	\$550.00	\$0.00
2400123	5/28/2024	New Single Family Residential	150,000	\$500.00	\$0.00
2400122	5/24/2024	New Single Family Residential	425,000	\$800.00	\$0.00
2400121	5/24/2024	Accessory Structure	40,000	\$350.00	\$0.00
2400120	5/23/2024	New Single Family Residential	46,421	\$350.00	\$0.00
2400119	5/22/2024	Accessory Structure	5,000	\$100.00	\$0.00
2400118	5/22/2024	New Single Family Residential	350,000	\$700.00	\$0.00
2400117	5/21/2024	New Single Family Residential	205,000	\$600.00	\$0.00
2400116	5/21/2024	Accessory Structure	17,000	\$200.00	\$0.00
2400115	5/21/2024	Deck	4,300	\$100.00	\$0.00
2400114	5/17/2024	New Single Family Residential	200,000	\$550.00	\$0.00
2400113	5/16/2024	New Single Family Residential	140,000	\$500.00	\$0.00
2400112	5/15/2024	Accessory Structure	10,000	\$200.00	\$0.00

2400111	5/15/2024	New Single Family Residential	275,000	\$650.00	\$0.00
2400110	5/15/2024	New Single Family Residential	175,000	\$550.00	\$0.00
2400109	5/14/2024	New Single Family Residential	70,000	\$450.00	\$0.00
2400108	5/10/2024	New Single Family Residential	300,000	\$650.00	\$0.00
2400106	5/9/2024	Commercial Addition	282,588,150	\$565,938.15	\$0.00
2400105	5/7/2024	New Single Family Residential	60,000	\$450.00	\$0.00
2400104	5/6/2024	Accessory Structure	22,431	\$200.00	\$0.00
2400103	5/1/2024	New Single Family Residential	180,000	\$550.00	\$0.00
2400102	5/1/2024	New Single Family Residential	180,000	\$550.00	\$0.00
2400101	5/1/2024	New Single Family Residential	180,000	\$550.00	\$0.00
2400100	5/1/2024	New Single Family Residential	180,000	\$550.00	\$0.00
2400099	5/1/2024	Accessory Structure	20,000	\$200.00	\$0.00
2400098	4/30/2024	New Single Family Residential	160,000	\$550.00	\$0.00
2400097	4/30/2024	Residential Remodel	25,000	\$200.00	\$0.00
2400096	4/30/2024	New Single Family Residential	800,000	\$1,150.00	\$0.00
2400095	4/25/2024	New Single Family Residential	225,000	\$600.00	\$0.00
2400094	4/25/2024	Other	5,000	\$100.00	\$0.00
2400093	4/23/2024	New Single Family Residential	225,000	\$600.00	\$0.00

2400092	4/23/2024	New Single Family Residential	225,000	\$600.00	\$0.00
2400091	4/23/2024	New Single Family Residential	25,000	\$200.00	\$0.00
2400090	4/19/2024	New Single Family Residential	125,000	\$500.00	\$0.00
2400089	4/19/2024	Accessory Structure	114,500	\$500.00	\$0.00
2400088	4/19/2024	Accessory Structure	30,000	\$350.00	\$0.00
2400087	4/19/2024	Accessory Structure	25,000	\$200.00	\$0.00
2400086	4/18/2024	New Single Family Residential	178,000	\$550.00	\$0.00
2400085	4/18/2024	New Single Family Residential	172,000	\$550.00	\$0.00
2400084	4/18/2024	New Single Family Residential	172,000	\$550.00	\$0.00
2400083	4/18/2024	New Single Family Residential	178,000	\$550.00	\$0.00
2400082	4/18/2024	Residential Remodel	30,000	\$450.00	\$0.00
2400081	4/17/2024	New Single Family Residential	165,000	\$550.00	\$0.00
2400080	4/16/2024	New Commercial	600,000	\$950.00	\$0.00
2400079	4/15/2024	New Commercial	3,000,000	\$6,850.00	\$6,850.00
2400078	4/15/2024	New Single Family Residential	350,000	\$700.00	\$0.00
2400077	4/12/2024	New Single Family Residential	200,000	\$550.00	\$0.00

Page: 1 of 3

Selected	Case Number	Case Date	Parcel	Property / Address	Owner	Complaint Name	Complaint Address	Complaint Phone	Description	Status	Date closed
<input type="checkbox"/>	463	07/13/2023	028.13	310 Sunny Acres Rd	David G Carthey	Warren County	201 Locust St	931-473-1464	Unauthorized Trailer Park	Pending	
<input type="checkbox"/>	470	12/11/2023		Nashville HWY		Warren County	201 Locust St Suite 6	9317431464	junk/scrapyard violation	Pending	
<input type="checkbox"/>	476	03/07/2024		10255 Viola Rd	Timothy Ralph Collins	Warren County	201 locust St Suite 6	931-743-1464	Excessive junk/ Debris	Pending	
<input type="checkbox"/>	487	04/01/2024	069J A 011.00	586 HIGGINBOTHAM RD	JOHNSON LOUISE	warren county	201 locust st	931-743-1464	extremely excessive debris, junk, garbage	Pending	
<input type="checkbox"/>	473	12/11/2023		437 Grove Rd	David Clark	Warren County	201 Locust St Suite 6	9317431464	junk/scrapyard violation	Pending	
<input type="checkbox"/>	488	04/08/2024	035 009.00	120 DEPOT RD	WOOLSEY DONNA LEE	warren county	201 locust st	9317431464	junkyard/ scrapyard	Open	
<input type="checkbox"/>	490	05/06/2024	092 062.11	7825 HARRISON FERRY RD	HOLLAND CHARLE L	WARREN COUNTY	201 LOCUST ST	9317431464	EXCESSIVE JUNK/ DEBRIS	Open	
<input type="checkbox"/>	491	05/06/2024	091 021.00	9601 HARRISON FERRY RD	MORGAN LARRY J	WARREN COUNTY	201 LOCUST ST	9317431464	EXCESSIVE JUNK/DEBRIS	Open	
<input type="checkbox"/>	492	05/13/2024	043 026.07	850 KIRBY RD	FRESSO JAMES	Warren county	201 locust st	9317431464	Excessive junk/ debris	Open	
<input type="checkbox"/>	493	05/13/2024	018 030.02	387 BYBEE CHAPEL RD	MARTIN LINDA G	Warren county	201 Locust St Suite 6	931-743-1464	Excessive/ debris	Open	
<input type="checkbox"/>	496	06/10/2024	024 013.01	252 SPARKMAN RD	CLARK SHIRLEY	Warren county	201 locust st suite 6	931-743-1464	Burned down/ demolished home	Open	
<input type="checkbox"/>	497	06/11/2024	008C B 025.00	1200 CAPSHAW RD	BROADWAY DENNIS CRAIG	Warren county	201 locust st	9317431464	junkyard/ overgrown vegetation/ debris	Open	
<input type="checkbox"/>	480	03/11/2024		197 Mckeethan Ln	Inez White	Warren County	201 Locust St Suite 6	9317431464	Excessive junk/Debris	Open	
<input type="checkbox"/>	481	03/11/2024	051 038.01	281 ROY WEBB RD	LUSK ROBERT K SR	Warren County	201 Locust St Suite 6	9317431464	Excessive junk/ Debris	Open	
<input type="checkbox"/>	482	03/11/2024		277 Orr Rd	Jake Roberts	Warren County	201 Locust St Suite 6	9317431464	excessive junk/debris	Open	
<input type="checkbox"/>	471	12/11/2023		374 Prater Town Rd	James Coldwell	Warren County	201 Locust St Suite 6	9317431464	junk/scrap on most of property	Closed	05/20/2024
<input type="checkbox"/>	472	12/11/2023		741 Capshaw Rd	Ryan Presley	Warren County	201 Locust St Suite 6	9317431464	junk/scrapyard violation	Closed	05/20/2024
<input type="checkbox"/>	468	08/30/2023	005.02	ORCHARD LN	John Douglas living trust	Warren County	201 Locust St Suite 6	9317431464	Tiny home with no septic and junk/excessive debris	Closed	09/01/2023
<input type="checkbox"/>	469	09/20/2023	028.00	53 MCQUADE CIR	Penny Allen	Warren County	201 Locust St Suite 6	9317431464	Excessive junk/ debris	Closed	05/20/2024
<input type="checkbox"/>	474	02/01/2024		741 Capshaw Rd	Ryan Jordan Presley	Warren County	201 Locust St Suite 6	9317431464	Excessive junk/Garbage/Debris	Closed	05/20/2024
<input type="checkbox"/>	475	02/01/2024		1065 Rock Island Rd	Donna Horton	Warren County	201 Locust St Suite 6	9317431464	Junk/Debris	Closed	05/20/2024

## Warren County Board of Commissioners Agenda Item Report

Meeting Date: June 24, 2024

Submitted by: Justin Cotten

Submitting Department: Finance Department

Item Type: Report

**Agenda Section:** ELECTED OFFICIALS/DEPARTMENT REPORTS

---

**Subject:**

Finance Department Report

-April 2024 Financials

**Suggested Action:**

**Attachments:**

[April Financials.pdf](#)

# Warren County, Tennessee

## 101-General Fund Year to Date for the Month Ending April 30

ACCOUNT	DESCRIPTION	BUDGET	2023 - 2024 ACTUAL	REALISED	BUDGET	2022 - 2023 ACTUAL	REALISED
<u>Revenues</u>							
40110	Current Property Tax	10,318,978.00	10,472,359.64	101.49%	9,032,250.96	9,181,713.81	101.65%
40111	Current Property Tax - Tax Increment Financing	72,000.00	104,680.76	145.39%	76,580.00	-	0.00%
40115	Discount on Property Taxes	(93,000.00)	(117,786.31)	126.65%	(80,000.00)	(91,598.33)	114.50%
40120	Trustee's Collections - Prior Year	303,385.00	256,731.48	84.62%	283,371.70	205,360.06	72.47%
40125	Trustee's Collections - Bankruptcy	6,129.00	2,408.22	39.29%	5,227.25	843.24	16.13%
40130	Circuit Clerk/Clerk and Master Collections - Prior Years	183,869.00	49,285.97	26.80%	137,599.08	50,558.17	36.74%
40140	Interest and Penalty	58,225.00	44,745.25	76.85%	50,071.50	44,961.40	89.79%
40161	Payments in-Lieu-of Taxes - T.V.A.	22,677.00	18,868.99	83.21%	20,358.74	18,898.44	92.83%
40162	Payments in-Lieu-of Taxes - Local Utilities	85,806.00	68,472.93	79.80%	73,731.67	58,673.04	79.58%
40163	Payments in-Lieu-of Taxes - Other	404,513.00	411,669.65	101.77%	363,155.97	310,103.41	85.39%
40210	Local Option Sales Tax	2,220,000.00	1,844,484.49	83.08%	1,575,000.00	1,783,680.41	113.25%
40220	Hotel/Motel Tax	-	-	0.00%	-	169,646.65	0.00%
40250	Litigation Tax - General	97,000.00	49,950.02	51.49%	65,000.00	90,117.95	138.64%
40260	Litigation Tax - Special Purpose	9,500.00	6,242.84	65.71%	8,500.00	7,284.88	85.70%
40266	Litigation Tax - Jail, Workhouse, or Courthouse	130,000.00	83,881.34	64.52%	90,000.00	122,431.02	136.03%
40268	Litigation Tax - Courthouse Security	95,000.00	64,039.42	67.41%	75,000.00	82,513.01	110.02%
40270	Business Tax	530,000.00	183,766.62	34.67%	375,000.00	577,190.55	153.92%
40275	Mixed Drink Tax	15,000.00	19,100.75	127.34%	15,000.00	19,936.26	132.91%
40320	Bank Excise Tax	174,676.02	134,683.78	77.10%	173,324.44	108,719.31	62.73%
40330	Wholesale Beer Tax	200,000.00	155,879.45	77.94%	70,485.00	83,437.76	118.38%
41110	Marriage Licenses	2,950.00	2,508.00	85.02%	2,950.00	2,736.00	92.75%
41140	Cable TV Franchise	220,000.00	163,351.55	74.25%	240,000.00	172,786.90	71.99%
41510	Beer Permits	2,650.00	2,145.39	80.96%	2,750.00	3,071.76	111.70%
41520	Building Permits	230,000.00	111,603.03	48.52%	205,000.00	232,129.66	113.23%
41590	Other Permits	2,500.00	455.00	18.20%	2,500.00	520.00	20.80%
42110	Fines	7,500.00	1,363.24	18.18%	6,700.00	11,273.16	168.26%
42120	Officers Costs	20,000.00	13,636.74	68.18%	18,000.00	16,704.78	92.80%
42141	Drug Court Fees	41,000.00	36,891.30	89.98%	41,000.00	41,399.07	100.97%
42150	Jail Fees	8,000.00	6,915.49	86.44%	11,000.00	7,345.37	66.78%
42180	DUI Treatment Fines	2,000.00	1,776.50	88.83%	2,000.00	2,070.99	103.55%
42190	Data Entry Fee - Circuit Court	2,800.00	1,971.00	70.39%	2,600.00	2,674.00	102.85%
42191	Courtroom Security Fee	10.00	15.20	152.00%	350.00	7.60	2.17%
42192	Victims Assistance Assessments	10,000.00	9,449.63	94.50%	8,500.00	12,472.87	146.74%
42310	Fines	42,000.00	28,191.16	67.12%	34,500.00	35,404.29	102.62%
42311	Fines for Littering	35.00	-	0.00%	-	9.50	0.00%
42320	Officers Costs	62,000.00	32,191.22	51.92%	60,000.00	76,156.69	126.93%
42330	Game and Fish Fines	375.00	(1,058.50)	-282.27%	375.00	1,398.25	372.87%
42340	Drug Control Fines	300.00	-	0.00%	-	-	0.00%
42341	Drug Court Fees	44,000.00	22,116.53	50.26%	37,500.00	37,331.45	99.55%
42350	Jail Fees	30,000.00	18,765.49	62.55%	30,000.00	21,941.00	73.14%
42351	Interpreter Fee	-	38.00	0.00%	-	-	0.00%
42380	DUI Treatment Fines	10,000.00	5,742.36	57.42%	10,000.00	8,250.66	82.51%
42390	Data Entry Fee - General Sessions Court	15,000.00	10,243.00	68.29%	15,000.00	11,918.00	79.45%
42391	Courtroom Security Fee	-	-	0.00%	-	-	0.00%
42392	Victims Assistance Assessments	24,000.00	12,382.75	51.59%	24,000.00	17,606.70	73.36%
42410	Fines	8,750.00	701.58	8.02%	7,500.00	17,331.32	231.08%
42420	Officers Costs	7,000.00	4,236.53	60.52%	7,000.00	6,736.92	96.24%
42450	Jail Fees	500.00	3,316.93	663.39%	-	4,630.77	0.00%
42490	Data Entry Fee - Juvenile Court	1,300.00	506.73	38.98%	1,050.00	1,489.27	141.84%
42520	Officers Costs	2,200.00	891.58	40.53%	1,800.00	3,279.82	182.21%
42530	Data Entry Fee - Chancery Court	3,800.00	2,121.00	55.82%	4,800.00	2,441.00	50.85%
42591	Courtroom Security Fee	-	-	0.00%	-	-	0.00%
42810	Fines	-	237.50	0.00%	-	1,143.31	0.00%
42910	Proceeds from Confiscated Property	-	-	0.00%	-	(1,147.50)	0.00%
43100	General Service Charges	-	-	0.00%	-	-	0.00%
43110	Tipping Fees	-	305.00	0.00%	-	10,717.04	0.00%
43116	Surcharge - Waste Tire Disposal	16,000.00	16,990.15	106.19%	-	6,843.00	0.00%
43190	Other General Service Charges	75,000.00	43,171.44	57.56%	65,000.00	82,173.28	126.42%
43330	Engineer Review Fees	3,300.00	4,200.00	127.27%	3,300.00	3,700.00	112.12%
43350	Copy Fees	800.00	467.88	58.49%	750.00	841.57	112.21%
43366	Greenbelt Late Application Fee	50.00	150.00	300.00%	-	150.00	0.00%
43370	Telephone Commissions	150,000.00	129,947.75	86.63%	175,000.00	134,010.65	76.58%
43383	Electronic Citation Fee	37,000.00	29,553.15	79.87%	-	35,322.00	0.00%
43392	Data Processing Fee - Register	17,000.00	10,514.00	61.85%	17,000.00	12,452.00	73.25%
43394	Data Processing Fee - Sheriff	4,250.00	2,727.91	64.19%	4,500.00	4,969.91	110.44%
43395	Sexual Offender Registration Fee - Sheriff	3,500.00	3,600.00	102.86%	3,500.00	3,150.00	90.00%
43396	Data Processing Fee - County Clerk	3,200.00	1,442.00	45.06%	3,200.00	3,060.00	95.63%
43399	Vehicle Insurance Coverage and Reinstatement Fees	3,700.00	4,925.00	133.11%	3,000.00	3,615.00	120.50%
43990	Other Charges for Services	-	11,644.00	0.00%	-	-	0.00%
44110	Investment Income	-	125,448.91	0.00%	750.00	273.20	36.43%
44120	Lease/Rentals	504,500.00	414,180.81	82.10%	142,000.00	160,171.90	112.80%
44130	Sale of Materials and Supplies	6,000.00	6,150.58	102.51%	4,000.00	6,125.20	153.13%

**101-General Fund**  
**Year to Date for the Month Ending April 30**

ACCOUNT	DESCRIPTION	2023 - 2024			2022 - 2023		
		BUDGET	ACTUAL	REALISED	BUDGET	ACTUAL	REALISED
44131	Commissary Sales	95,000.00	98,004.26	103.16%	95,000.00	97,400.24	102.53%
44135	Sale of Gasoline	300,000.00	226,068.15	75.36%	330,000.00	224,568.39	68.05%
44140	Sale of Maps	-	-	0.00%	-	625.00	0.00%
44145	Sale of Recycled Materials	82,000.00	51,127.75	62.35%	-	27,161.55	0.00%
44150	Sale of Animals/Livestock	13,000.00	5,952.00	45.78%	12,500.00	11,594.00	92.75%
44170	Miscellaneous Refunds	10,000.00	23,543.93	235.44%	10,000.00	24,409.18	244.09%
44180	Expenditure Credits	1,500.00	1,404.00	93.60%	3,000.00	1,713.50	57.12%
44530	Sale of Equipment	-	17,238.61	0.00%	-	34,328.29	0.00%
44540	Sale of Property	-	-	0.00%	-	4,000.00	0.00%
44560	Damages Recovered from Individuals	-	-	0.00%	-	-	0.00%
44570	Contributions and Gifts	-	-	0.00%	-	-	0.00%
44990	Other Local Revenues	-	-	0.00%	139,861.00	35,209.32	25.17%
45110	County Clerk	-	-	0.00%	-	-	0.00%
45120	Circuit Court Clerk	-	-	0.00%	-	-	0.00%
45180	Register	-	-	0.00%	-	-	0.00%
45190	Trustee	-	-	0.00%	-	182,719.43	0.00%
45510	County Clerk	440,000.00	440,502.86	100.11%	435,000.00	430,251.36	98.91%
45520	Circuit Court Clerk	450,000.00	367,759.88	81.72%	375,000.00	410,414.39	109.44%
45550	Clerk and Master	135,000.00	105,820.93	78.39%	150,000.00	105,698.61	70.47%
45580	Register	260,000.00	139,616.14	53.70%	275,000.00	201,220.79	73.17%
45590	Sheriff	14,500.00	12,681.10	87.46%	14,500.00	15,368.90	105.99%
45610	Trustee	910,000.00	834,631.13	91.72%	910,000.00	759,100.15	83.42%
46110	Juvenile Services Program	4,500.00	9,000.00	200.00%	4,500.00	9,000.00	200.00%
46120	Airport Maintenance Program	42,500.00	109,195.97	256.93%	257,500.00	1,486,060.00	577.11%
46170	Solid Waste Grants	-	17,906.00	0.00%	-	-	0.00%
46290	Other Public Safety Grants	736,124.75	362,605.69	49.26%	838,125.00	297,823.74	35.53%
46310	Health Department Programs	793,612.00	476,674.89	60.06%	678,000.00	389,268.38	57.41%
46430	Litter Program	49,900.00	4,640.52	9.30%	-	2,574.88	0.00%
46810	Flood Control	-	500.00	0.00%	-	-	0.00%
46820	Income Tax	25,000.00	-	0.00%	30,000.00	-	0.00%
46830	Beer Tax	20,000.00	18,497.92	92.49%	20,000.00	19,199.62	96.00%
46835	Vehicle Certificate of Title Fees	9,500.00	9,627.40	101.34%	9,200.00	8,309.15	90.32%
46840	Alcoholic Beverage Tax	105,000.00	81,064.81	77.20%	108,000.00	104,503.15	96.76%
46845	Alcoholic Beverage Tax	-	220,281.31	0.00%	-	314,008.54	0.00%
46851	State Revenue Sharing - T.V.A.	520,000.00	395,553.33	76.07%	-	129,472.55	0.00%
46852	State Revenue Sharing - Telecommunications	98,063.73	73,769.71	75.23%	88,037.81	72,793.86	82.68%
46855	State Shared Sports Gaming Privilege Tax	15,000.00	34,618.13	230.79%	20,000.00	15,441.09	77.21%
46915	Contracted Prisoner Boarding	800,000.00	463,136.00	57.89%	765,000.00	968,515.00	126.60%
46920	Gasoline and Motor Fuel Tax	-	1,491.00	0.00%	-	-	0.00%
46960	Registrar's Salary Supplement	15,164.00	15,164.00	100.00%	15,164.00	15,164.00	100.00%
46980	Other State Grants	-	66,310.76	0.00%	84,244.00	401,545.65	476.65%
46990	Other State Revenues	956,315.00	899,800.21	94.09%	45,900.00	56,023.52	122.06%
47250	Law Enforcement Grants	133,733.00	65,507.08	48.98%	40,000.00	100,763.79	251.91%
47402	American Rescue Plan Act Grant #2	-	-	0.00%	13,000.00	13,000.00	100.00%
47403	American Rescue Plan Act Grant #3	-	-	0.00%	32,000.00	32,000.00	100.00%
47590	Other Federal through State	586,498.00	790,554.44	134.79%	3,738,604.29	859,844.17	23.00%
47640	ROTC Reimbursement	-	3,143.74	0.00%	-	3,143.74	0.00%
47690	Medicare	14,000.00	11,100.00	79.29%	14,000.00	12,600.00	90.00%
47801	COVID-19 Grant #6	-	-	0.00%	-	-	0.00%
47990	Other Direct Federal Revenue	30,000.00	62,450.06	208.17%	70,000.00	76,361.41	109.09%
48130	Contributions	437,857.50	162,943.53	37.21%	6,500,415.00	6,959,499.51	107.06%
48610	Donations	-	6,867.98	0.00%	-	6,971.50	0.00%
48990	Other	-	14,000.00	0.00%	-	27,032.57	0.00%
48991	Other	-	108,820.12	0.00%	-	-	0.00%
49700	Insurance Recovery	-	-	0.00%	-	1,971.29	0.00%
49800	Transfers In	-	-	0.00%	334,178.00	-	0.00%
<b>Total</b>		<b>24,562,496.00</b>	<b>21,961,165.14</b>	<b>89.41%</b>	<b>30,064,260.41</b>	<b>28,991,833.61</b>	<b>96.43%</b>
Balance Beginning of Year, July 1		5,996,496.49	7,832,403.31	(1,835,906.82)	6,705,912.98	6,752,917.97	(47,004.99)
Total Estimated Revenues & Other Sources		<u>30,558,992.49</u>	<u>29,793,568.45</u>	<u>765,424.04</u>	<u>36,770,173.39</u>	<u>35,744,751.58</u>	<u>1,025,421.81</u>
<b>Expenditures</b>							
51100	County Commission	160,600.00	112,926.57	70.32%	176,000.00	162,372.54	92.26%
51210	Board of Equalization	3,300.00	188.39	5.71%	3,300.00	1,787.00	54.15%
51300	County Mayor/Executive	226,760.00	177,536.75	78.29%	221,662.00	216,211.34	97.54%
51310	Personnel Office	-	-	0.00%	3,355.00	3,355.00	100.00%
51400	County Attorney	110,000.00	57,259.30	52.05%	110,000.00	75,849.00	68.95%
51500	Election Commission	365,929.00	221,165.52	60.44%	837,624.55	615,802.39	73.52%
51600	Register of Deeds	317,789.00	236,276.29	74.35%	284,517.00	259,791.20	91.31%
51710	Development	500.00	384.75	76.95%	500.00	379.02	75.80%
51720	Planning	15,365.00	11,496.66	74.82%	16,980.00	4,487.11	26.43%
51730	Building	-	-	0.00%	-	-	0.00%
51750	Codes Compliance	128,936.00	79,288.48	61.49%	149,530.00	132,089.31	88.34%
51800	County Buildings	531,460.00	278,067.43	52.32%	517,510.00	401,129.50	77.51%
51810	Other Facilities	392,110.00	192,588.04	49.12%	-	-	0.00%

**101-General Fund**  
**Year to Date for the Month Ending April 30**

ACCOUNT	DESCRIPTION	2023 - 2024			2022 - 2023		
		BUDGET	ACTUAL	REALISED	BUDGET	ACTUAL	REALISED
51900	Other General Administration	180,014.00	84,696.85	47.05%	115,000.00	107,666.57	93.62%
51910	Preservation of Records	915.00	422.62	46.19%	1,181.00	784.28	66.41%
52100	Accounting and Budgeting	821,466.00	599,764.79	73.01%	757,534.00	694,431.91	91.67%
52200	Purchasing	8,000.00	4,616.60	57.71%	8,000.00	7,910.50	98.88%
52300	Property Assessor's Office	500,411.00	335,363.35	67.02%	474,177.00	436,133.12	91.98%
52400	County Trustee's Office	427,535.00	313,230.78	73.26%	425,116.00	386,549.79	90.93%
52500	County Clerk's Office	475,261.00	350,383.76	73.72%	460,602.00	425,814.58	92.45%
53000	Administration of Justice	-	-	0.00%	-	-	0.00%
53100	Circuit Court	771,878.00	561,609.74	72.76%	720,675.00	612,257.17	84.96%
53300	General Sessions Court	318,329.57	234,007.54	73.51%	300,134.40	289,315.12	96.40%
53330	Drug Court	141,755.00	73,658.07	51.96%	165,075.00	137,504.01	83.30%
53400	Chancery Court	367,578.00	267,427.06	72.75%	340,052.00	319,575.55	93.98%
53500	Juvenile Court	306,358.00	151,780.91	49.54%	252,681.00	191,480.47	75.78%
53600	District Attorney General	131,599.50	102,229.80	77.68%	133,471.29	125,976.22	94.38%
53700	Judicial Commissioners	221,475.00	137,665.62	62.16%	209,300.00	176,266.96	84.22%
53900	Other Administration of Justice	59,042.00	42,432.17	71.87%	54,228.16	53,028.25	97.79%
53930	Victim Assistance Programs	30,000.00	15,000.00	50.00%	35,000.00	30,000.00	85.71%
54110	Sheriff's Department	4,877,191.05	3,492,970.40	71.62%	4,895,436.69	4,400,572.48	89.89%
54120	Special Patrols	607,302.08	420,328.55	69.21%	60,000.00	20,516.57	34.19%
54160	Administration of the Sexual Offender Registry	6,804.00	3,020.93	44.40%	6,804.00	2,741.04	40.29%
54210	Jail	4,822,625.91	3,390,661.77	70.31%	5,226,565.43	4,460,118.34	85.34%
54240	Juvenile Services	10,000.00	3,575.00	35.75%	25,000.00	22,660.00	90.64%
54250	Work Release Program	21,000.00	13,913.49	66.25%	15,000.00	8,148.00	54.32%
54610	County Coroner/Medical Examiner	109,200.00	104,636.22	95.82%	139,700.00	125,797.62	90.05%
54710	Public Safety Grants Program	156,000.00	117,838.95	75.54%	164,421.00	164,236.31	99.89%
54900	Other Public Safety	770,500.00	496,075.33	64.38%	912,563.00	387,917.87	42.51%
55110	Local Health Center	81,456.00	53,742.57	65.98%	85,245.00	77,229.44	90.60%
55120	Rabies and Animal Control	217,867.00	146,079.67	67.05%	207,966.96	181,029.76	87.05%
55170	Alcohol and Drug Programs	103,160.00	60,166.14	58.32%	104,992.00	66,488.96	63.33%
55190	Other Local Health Services	793,612.00	467,746.10	58.94%	685,918.00	546,081.17	79.61%
55310	Regional Mental Health Center	42,500.00	31,050.00	73.06%	44,000.00	6,768.99	15.38%
55390	Appropriation to State	52,203.00	51,475.41	98.61%	52,203.00	52,176.26	99.95%
55510	General Welfare Assistance	35,000.00	26,861.55	76.75%	488,000.00	423,075.00	86.70%
55590	Other Local Welfare Services	20,000.00	16,422.00	82.11%	21,644.84	21,596.84	99.78%
55731	Waste Pickup	439,490.00	311,624.76	70.91%	244,003.00	203,005.06	83.20%
55732	Convenience Centers	1,178,344.00	773,109.38	65.61%	579,443.00	459,135.42	79.24%
55751	Recycling Center	120,017.00	28,187.73	23.49%	-	-	0.00%
55759	Other Waste Disposal	64,900.00	29,386.78	45.28%	49,600.00	45,770.72	92.28%
55900	Other Public Health and Welfare	130,500.00	90,367.38	69.25%	153,897.00	119,761.72	77.82%
56300	Senior Citizens Assistance	50,000.00	30,000.00	60.00%	52,915.00	52,915.00	100.00%
56500	Libraries	120,000.00	30,000.00	25.00%	120,000.00	120,000.00	100.00%
56700	Parks and Fair Boards	17,500.00	-	0.00%	20,000.00	20,000.00	100.00%
57100	Agricultural Extension Service	171,676.68	124,357.44	72.44%	151,582.66	143,074.78	94.39%
57300	Forest Service	2,000.00	2,000.00	100.00%	2,000.00	2,000.00	100.00%
57500	Soil Conservation	124,388.00	87,819.79	70.60%	117,537.11	108,580.19	92.38%
58110	Tourism	22,500.00	18,514.65	82.29%	12,500.00	9,755.00	78.04%
58190	Other Economic and Community Development	956,750.00	451,405.44	47.18%	1,163,697.00	578,084.04	49.68%
58220	Airport	1,084,448.00	484,756.71	44.70%	2,754,618.00	2,277,742.48	82.69%
58300	Veterans' Services	34,370.00	24,969.79	72.65%	29,150.00	25,583.73	87.77%
58400	Other Charges	725,400.00	282,653.05	38.97%	6,455,982.00	6,417,526.61	99.40%
58500	Contributions to Other Agencies	5,500.00	5,500.00	100.00%	5,500.00	5,500.00	100.00%
58600	Employee Benefits	1,219,625.00	928,476.85	76.13%	1,023,416.00	785,989.33	76.80%
58801	COVID-19 Grant #1	-	-	0.00%	-	-	0.00%
58832	American Rescue Plan Act Grant #2	-	-	0.00%	12,000.00	-	0.00%
58833	American Rescue Plan Act Grant #3	-	-	0.00%	32,000.00	-	0.00%
58900	Miscellaneous	5,500.00	2,732.71	49.69%	5,500.00	2,633.65	47.88%
Total		26,213,695.79	17,243,894.38	65.78%	32,894,006.09	28,212,160.29	85.77%
Reserves and Fund Balance		4,345,296.70	12,549,674.07	(8,204,377.37)	3,876,167.30	7,532,591.29	(3,656,423.99)
Total Expenditures, Reserves, & Fund		30,558,992.49	29,793,568.45	765,424.04	36,770,173.39	35,744,751.58	1,025,421.81
Balance		-	-	0.00	-	-	0.00
Cash with Trustee			12,222,375.92			9,047,873.30	
Other Assets			423,666.24			11,223,251.28	
Liabilities			(96,368.09)			(12,738,533.29)	

116 - Sanitation Fund  
Year to Date for the Month Ending April 30

ACCOUNT	DESCRIPTION	2023 - 2024			2022 - 2023		
		BUDGET	ACTUAL	REALISED	BUDGET	ACTUAL	REALISED
<u>Revenues</u>							
40110	Current Property Tax	-	-	0.00%	79,263.00	79,050.42	99.73%
40115	Discount on Property Taxes	-	-	0.00%	(5,800.00)	(797.14)	13.74%
40120	Trustee's Collections - Prior Year	-	-	0.00%	2,512.58	15,236.64	606.41%
40125	Trustee's Collections - Bankruptcy	-	-	0.00%	46.35	41.10	88.67%
40130	Circuit Clerk/Clerk and Master Collections - Prior Y	-	-	0.00%	1,219.70	1,546.94	126.83%
40140	Interest and Penalty	-	-	0.00%	443.97	2,591.03	583.60%
40161	Payments in-Lieu-of Taxes - T.V.A.	-	-	0.00%	180.52	1,090.90	604.31%
40162	Payments in-Lieu-of Taxes - Local Utilities	-	-	0.00%	653.76	3,685.60	563.75%
40163	Payments in-Lieu-of Taxes - Other	-	-	0.00%	3,220.00	23,681.37	735.45%
40320	Bank Excise Tax	-	-	0.00%	1,536.82	17,118.31	1113.88%
40330	Wholesale Beer Tax	-	-	0.00%	114,515.00	76,670.45	66.95%
43116	Surcharge - Waste Tire Disposal	-	-	0.00%	10,500.00	10,135.00	96.52%
44145	Sale of Recycled Materials	-	-	0.00%	82,000.00	26,394.08	32.19%
44170	Miscellaneous Refunds	-	-	0.00%	-	-	0.00%
44530	Sale of Equipment	-	-	0.00%	-	1,660.00	0.00%
46170	Solid Waste Grants	-	-	0.00%	23,360.00	-	0.00%
46430	Litter Program	-	-	0.00%	50,300.00	34,101.85	67.80%
46851	State Revenue Sharing - T.V.A.	-	-	0.00%	466,604.00	388,417.65	83.24%
46852	State Revenue Sharing - Telecommunications	-	-	0.00%	780.61	4,614.12	591.09%
46990	Other State Revenues	-	-	0.00%	38,000.00	28,265.35	74.38%
	<b>Total</b>	<b>-</b>	<b>-</b>	<b>0.00%</b>	<b>869,336.31</b>	<b>713,503.67</b>	<b>82.07%</b>
	Balance Beginning of Year, July 1	139,012.85	-	139,012.85	1,402,580.05	537,807.71	864,772.34
	<b>Total Estimated Revenues &amp; Other Sources</b>	<b>139,012.85</b>	<b>-</b>	<b>139,012.85</b>	<b>2,271,916.36</b>	<b>1,251,311.38</b>	<b>1,020,604.98</b>
<u>Expenditures</u>							
55731	Waste Pickup	-	-	0.00%	585,452.00	339,858.67	58.05%
55732	Convenience Centers	-	-	0.00%	1,075,829.00	627,607.94	58.34%
55759	Other Waste Disposal	-	-	0.00%	53,000.00	14,026.64	26.47%
55900	Other Public Health and Welfare	-	-	0.00%	296,412.27	267,059.13	90.10%
	<b>Total</b>	<b>-</b>	<b>-</b>	<b>0.00%</b>	<b>2,010,693.27</b>	<b>1,248,552.38</b>	<b>62.10%</b>
	Reserves and Fund Balance	139,012.85	-	139,012.85	261,223.09	2,759.00	258,464.09
	<b>Total Expenditures, Reserves, &amp; Fund</b>	<b>139,012.85</b>	<b>-</b>	<b>139,012.85</b>	<b>2,271,916.36</b>	<b>1,251,311.38</b>	<b>1,020,604.98</b>
	Balance	-	-	-	-	-	-
	Cash with Trustee	-	-	-	-	-	-
	Other Assets	-	-	-	-	2,759.00	-
	Liabilities	-	-	-	-	-	-

118 - Ambulance Fund  
Year to Date for the Month Ending April 30

ACCOUNT	DESCRIPTION	2023 - 2024			2022 - 2023		
		BUDGET	ACTUAL	REALISED	BUDGET	ACTUAL	REALISED
<u>Revenues</u>							
40110	Current Property Tax	1,203,025.00	1,221,448.33	101.53%	748,046.00	766,984.71	102.53%
40115	Discount on Property Taxes	(12,000.00)	(13,727.65)	114.40%	(12,000.00)	(7,663.63)	63.86%
40120	Trustee's Collections - Prior Year	35,370.00	21,250.25	60.08%	23,712.46	29,002.15	122.31%
40125	Trustee's Collections - Bankruptcy	715.00	321.17	44.92%	437.41	110.08	25.17%
40130	Circuit Clerk/Clerk and Master Collections - Prior Ye	21,436.00	4,087.99	19.07%	11,510.90	6,480.83	56.30%
40140	Interest and Penalty	6,788.00	3,976.68	58.58%	4,189.97	5,741.73	137.04%
40161	Payments in-Lieu-of Taxes - T.V.A.	2,644.00	2,203.86	83.35%	1,703.61	2,661.23	156.21%
40162	Payments in-Lieu-of Taxes - Local Utilities	10,004.00	7,997.21	79.94%	6,169.84	8,298.94	134.51%
40163	Payments in-Lieu-of Taxes - Other	47,160.00	48,061.76	101.91%	30,388.78	44,436.58	146.23%
40320	Bank Excise Tax	20,364.38	15,724.11	77.21%	14,503.74	15,579.04	107.41%
43120	Patient Charges	2,700,000.00	2,246,349.10	83.20%	2,600,000.00	2,768,622.10	106.49%
44110	Investment Income	-	-	0.00%	-	-	0.00%
44170	Miscellaneous Refunds	-	445.43	0.00%	-	(1,749.44)	0.00%
44530	Sale of Equipment	-	-	0.00%	-	10,700.00	0.00%
46390	Other Health and Welfare Grants	39,665.00	-	0.00%	-	-	0.00%
46852	State Revenue Sharing - Telecommunications	11,432.64	8,616.10	75.36%	7,366.98	10,305.29	139.88%
46990	Other State Revenues	-	1,800.00	0.00%	-	-	0.00%
47235	Homeland Security Grants	22,350.00	22,592.78	101.09%	22,350.00	0.12	0.00%
48130	Contributions	-	-	0.00%	7,300.00	7,300.00	100.00%
49700	Insurance Recovery	-	-	0.00%	-	2,450.52	0.00%
	<b>Total</b>	<b>4,108,954.02</b>	<b>3,591,147.12</b>	<b>87.40%</b>	<b>3,465,679.69</b>	<b>3,669,260.25</b>	<b>105.87%</b>
	Balance Beginning of Year, July 1	1,486,044.10	1,597,934.08	(111,889.98)	1,850,559.99	1,904,735.52	(54,175.53)
	<b>Total Estimated Revenues &amp; Other Sources</b>	<b>5,594,998.12</b>	<b>5,189,081.20</b>	<b>405,916.92</b>	<b>5,316,239.68</b>	<b>5,573,995.77</b>	<b>(257,756.09)</b>
<u>Expenditures</u>							
54410	Civil Defense	58,956.00	40,514.36	68.72%	76,928.00	49,996.68	64.99%
54420	Rescue Squad	28,500.00	-	0.00%	28,500.00	28,500.00	100.00%
55130	Ambulance/Emergency Medical Services	4,682,591.00	3,165,863.30	67.61%	4,326,532.00	3,775,093.73	87.25%
	<b>Total</b>	<b>4,770,047.00</b>	<b>3,206,377.66</b>	<b>67.22%</b>	<b>4,431,960.00</b>	<b>3,853,590.41</b>	<b>86.95%</b>
	Reserves and Fund Balance	824,951.12	1,982,703.54	(1,157,752.42)	884,279.68	1,720,405.36	(836,125.68)
	<b>Total Expenditures, Reserves, &amp; Fund</b>	<b>5,594,998.12</b>	<b>5,189,081.20</b>	<b>405,916.92</b>	<b>5,316,239.68</b>	<b>5,573,995.77</b>	<b>(257,756.09)</b>
	Balance	-	-	(0.00)	-	-	0.00
	Cash with Trustee		2,046,382.82			1,727,867.44	
	Other Assets		-			4,564,702.23	
	Liabilities		(63,679.28)			(4,572,164.31)	

122 - Drug Enforcement Fund  
Year to Date for the Month Ending April 30

ACCOUNT	DESCRIPTION	2023 - 2024			2022 - 2023		
		BUDGET	ACTUAL	REALISED	BUDGET	ACTUAL	REALISED
<u>Revenues</u>							
42120	Officers Costs	-	2,155.55	0.00%	-	738.62	0.00%
42140	Drug Control Fines	25,000.00	11,896.84	47.59%	25,000.00	18,985.98	75.94%
42141	Drug Court Fees	-	-	0.00%	-	100.00	0.00%
42310	Fines	-	-	0.00%	-	-	0.00%
42340	Drug Control Fines	26,000.00	13,823.39	53.17%	19,000.00	21,040.94	110.74%
42341	Drug Court Fees	-	-	0.00%	-	-	0.00%
42865	Drug Task Force Forfeitures and Seizures	-	-	0.00%	-	14,075.00	0.00%
42910	Proceeds from Confiscated Property	15,000.00	-	0.00%	15,000.00	8,504.00	56.69%
42990	Other Fines, Forfeitures, and Penalties	-	-	0.00%	-	8,539.50	0.00%
44170	Miscellaneous Refunds	-	-	0.00%	-	-	0.00%
44570	Contributions and Gifts	-	-	0.00%	-	500.00	0.00%
47990	Other Direct Federal Revenue	-	-	0.00%	-	610.06	0.00%
	<b>Total</b>	<b>66,000.00</b>	<b>27,875.78</b>	<b>42.24%</b>	<b>59,000.00</b>	<b>73,094.10</b>	<b>123.89%</b>
	Balance Beginning of Year, July 1	145,821.00	182,306.35	(36,485.35)	220,714.64	221,236.83	(522.19)
	<b>Total Estimated Revenues &amp; Other Sources</b>	<b>211,821.00</b>	<b>210,182.13</b>	<b>1,638.87</b>	<b>279,714.64</b>	<b>294,330.93</b>	<b>(14,616.29)</b>
<u>Expenditures</u>							
54150	Drug Enforcement	128,200.00	67,508.56	52.66%	158,200.00	112,024.58	70.81%
55170	Alcohol and Drug Programs	-	-	0.00%	-	-	0.00%
	<b>Total</b>	<b>128,200.00</b>	<b>67,508.56</b>	<b>52.66%</b>	<b>158,200.00</b>	<b>112,024.58</b>	<b>70.81%</b>
	Reserves and Fund Balance	83,621.00	142,673.57	(59,052.57)	121,514.64	182,306.35	(60,791.71)
	<b>Total Expenditures, Reserves, &amp; Fund</b>	<b>211,821.00</b>	<b>210,182.13</b>	<b>1,638.87</b>	<b>279,714.64</b>	<b>294,330.93</b>	<b>(14,616.29)</b>
	Balance	-	-	-	-	-	-
	Cash with Trustee		250,895.37			277,927.22	
	Other Assets		-			595.21	
	Liabilities		(108,221.80)			(96,216.08)	

131 - Highway Fund  
Year to Date for the Month Ending April 30

ACCOUNT	DESCRIPTION	BUDGET	2023 - 2024		BUDGET	2022 - 2023	
			ACTUAL	REALISED		ACTUAL	REALISED
<u>Revenues</u>							
40110	Current Property Tax	577,600.00	586,152.37	101.48%	571,400.00	586,489.50	102.64%
40115	Discount on Property Tax	(6,100.00)	(6,615.71)	108.45%	(6,200.00)	(5,865.37)	94.60%
40120	Trustee's Coll - Prior Year	17,000.00	16,267.04	95.69%	18,200.00	15,929.64	87.53%
40125	Trustee's Coll - Bankruptcy	400.00	174.63	43.66%	400.00	62.77	15.69%
40130	Cir/Clk & Master Coll - Prior Year	10,300.00	3,122.40	30.31%	8,800.00	3,548.06	40.32%
40140	Interest and Penalty	3,300.00	2,773.19	84.04%	3,300.00	3,356.07	101.70%
40161	In Lieu of Taxes - TVA	1,300.00	1,092.73	84.06%	1,400.00	1,456.91	104.07%
40162	In Lieu of Taxes - Local Utilities	4,900.00	3,963.08	80.88%	4,800.00	4,543.44	94.66%
40163	In Lieu of Taxes - Other	22,700.00	23,654.85	104.21%	23,300.00	24,327.84	104.41%
40280	Mineral Severance Tax	24,000.00	37,000.65	154.17%	16,000.00	22,967.66	143.55%
40320	Bank Excise Tax	9,800.00	7,739.04	78.97%	11,100.00	8,529.11	76.84%
42990	Other Fines, Forfeitures, and Penalties	-	4,137.50	0.00%	-	-	0.00%
44145	Bank Excise Tax	-	413.71	0.00%	-	407.96	0.00%
44170	Miscellaneous Refunds	-	-	0.00%	-	4,456.36	0.00%
44530	Sale of Equipment	-	22,100.00	0.00%	-	233,750.00	0.00%
46410	Bridge Program	-	633,531.02	0.00%	-	-	0.00%
46420	State Aid Program	1,960,000.00	-	0.00%	-	-	0.00%
46851	State Revenue Sharing - TVA	30,940.00	24,222.99	78.29%	28,574.00	31,714.68	110.99%
46852	State Revenue Sharing - Telecommunications	5,488.64	4,271.57	77.83%	5,626.87	5,641.86	100.27%
46920	Gasoline and Motor Fuel Tax	2,650,000.00	1,930,206.32	72.84%	2,650,000.00	2,607,978.58	98.41%
46925	Gasoline and Motor Fuel Tax	-	3,922.87	0.00%	-	-	0.00%
46930	Petroleum Special Tax	28,000.00	20,351.09	72.68%	28,000.00	27,134.78	96.91%
46970	State Shared Sales Tax - Cities	-	-	0.00%	-	-	0.00%
	<b>Total</b>	<b>5,339,628.64</b>	<b>3,318,481.34</b>	<b>62.15%</b>	<b>3,364,700.87</b>	<b>3,576,429.85</b>	<b>106.29%</b>
	Balance Beginning of Year, July 1	2,800,009.38	2,325,993.82	474,015.56	2,885,604.43	2,874,725.09	10,879.34
	<b>Total Estimated Revenues &amp; Other Sources</b>	<b>8,139,638.02</b>	<b>5,644,475.16</b>	<b>2,495,162.86</b>	<b>6,250,305.30</b>	<b>6,451,154.94</b>	<b>(200,849.64)</b>
<u>Expenditures</u>							
61000	Administration	253,146.00	157,179.07	62.09%	274,712.00	208,824.14	76.02%
62000	Highway and Bridge Maintenance	2,603,000.00	1,577,520.07	60.60%	2,355,619.00	2,058,243.06	87.38%
63100	Operation and Maintenance of Equipment	323,000.00	157,515.91	48.77%	331,500.00	236,058.48	71.21%
65000	Other Charges	177,050.00	55,946.46	31.60%	177,050.00	149,462.76	84.42%
66000	Employee Benefits	199,750.00	165,842.90	83.03%	235,578.00	165,829.91	70.39%
68000	Capital Outlay	2,599,500.00	767,728.82	29.53%	1,375,022.00	850,300.45	61.84%
	<b>Total</b>	<b>6,155,446.00</b>	<b>2,881,733.23</b>	<b>46.82%</b>	<b>4,749,481.00</b>	<b>3,668,718.80</b>	<b>77.24%</b>
	Reserves and Fund Balance	1,984,192.02	2,762,741.93	(778,549.91)	1,500,824.30	2,782,436.14	(1,281,611.84)
	<b>Total Expenditures, Reserves, &amp; Fund</b>	<b>8,139,638.02</b>	<b>5,644,475.16</b>	<b>2,495,162.86</b>	<b>6,250,305.30</b>	<b>6,451,154.94</b>	<b>(200,849.64)</b>
	Balance	-	-	-	-	-	(0.00)
	Cash with Trustee		2,752,639.79			2,242,306.43	
	Other Assets		27,823.36			1,503,508.72	
	Liabilities		(17,721.22)			(963,379.01)	

141 - General Purpose School Fund  
Year to Date for the Month Ending April 30

ACCOUNT	DESCRIPTION	2023 - 2024			2022 - 2023		
		BUDGET	ACTUAL	REALISED	BUDGET	ACTUAL	REALISED
<u>Revenues</u>							
40110	Current Property Tax	3,506,399.00	3,555,084.86	101.39%	5,051,374.00	5,185,323.31	102.65%
40111	Current Property Tax - Tax Increment Financing	-	24,506.68	0.00%	-	-	0.00%
40115	Discount on Property Taxes	(52,000.00)	(40,028.02)	76.98%	(52,000.00)	(51,749.71)	99.52%
40120	Trustee's Collections - Prior Year	103,100.00	144,104.35	139.77%	160,978.60	140,132.72	87.05%
40125	Trustee's Collections - Bankruptcy	2,100.00	1,523.69	72.56%	2,969.51	548.29	18.46%
40130	Circuit Clerk/Clerk and Master Collections - Prior Yea	62,500.00	27,605.19	44.17%	78,144.95	30,806.23	39.42%
40140	Interest and Penalty	19,800.00	23,292.74	117.64%	28,444.76	29,246.93	102.82%
40161	Payments in-Lieu-of Taxes - T.V.A.	7,800.00	6,423.47	82.35%	11,565.45	12,649.79	109.38%
40162	Payments in-Lieu-of Taxes - Local Utilities	29,200.00	23,309.22	79.83%	41,885.69	39,448.58	94.18%
40163	Payments in-Lieu-of Taxes - Other	137,500.00	140,083.22	101.88%	206,302.67	211,226.91	102.39%
40210	Local Option Sales Tax	10,680,000.00	8,252,882.21	77.27%	8,925,000.00	10,610,759.65	118.89%
40275	Mixed Drink Tax	10,000.00	5,789.57	57.90%	10,000.00	6,033.15	60.33%
40320	Bank Excise Tax	59,400.00	45,830.29	77.16%	98,462.64	74,054.14	75.21%
43370	Telephone Commissions	-	0.14	0.00%	-	142.90	0.00%
43517	Tuition - Other	226,800.00	15,327.25	6.76%	100,800.00	1,117.44	1.11%
43570	Receipts from Individual Schools	250,000.00	130,022.49	52.01%	280,000.00	237,684.14	84.89%
44110	Investment Income	-	4,685.61	0.00%	-	5,446.68	0.00%
44146	E-Rate Funding	-	-	0.00%	-	-	0.00%
44165	Rebates	-	-	0.00%	-	-	0.00%
44170	Miscellaneous Refunds	15,000.00	(22,876.25)	-152.51%	366,211.00	(11,744.37)	-3.21%
44510	Accrued Interest on Debt Issues	-	85.00	0.00%	-	-	0.00%
44530	Sale of Equipment	25,000.00	24,940.00	99.76%	25,000.00	25,331.40	101.33%
44540	Sale of Property	1,000.00	200.00	20.00%	1,000.00	-	0.00%
44550	Resale of Materials - T&I House	25,000.00	-	0.00%	25,000.00	-	0.00%
44560	Damages Recovered from Individuals	500.00	-	0.00%	500.00	70.00	14.00%
44570	Contributions and Gifts	115,000.00	69,641.40	60.56%	60,000.00	62,353.49	103.92%
46500	State Education Funds	-	-	0.00%	-	366,005.66	0.00%
46510	State Education Funds	47,625,257.13	44,522,907.68	93.49%	-	-	0.00%
46511	Basic Education Program	-	-	0.00%	38,454,000.00	39,367,935.56	102.38%
46515	Early Childhood Education	905,607.03	615,106.57	67.92%	795,789.28	795,669.58	99.98%
46550	Driver Education	20,000.00	15,982.31	79.91%	30,000.00	15,136.68	50.46%
46590	Other State Education Funds	538,127.37	0.22	0.00%	1,011,015.00	851,495.29	84.22%
46610	Career Ladder Program	100,000.00	61,732.90	61.73%	135,000.00	72,489.70	53.70%
46640	Vocational Equipment	-	-	0.00%	-	-	0.00%
46790	Other Vocational	3,164,385.52	540,898.84	17.09%	180,320.67	16,715.47	9.27%
46851	State Revenue Sharing - T.V.A.	313,900.00	245,690.25	78.27%	289,822.00	321,677.44	110.99%
46852	State Revenue Sharing - Telecommunications	33,400.00	25,112.94	75.19%	50,013.00	48,985.61	97.95%
46950	T.B.I. - Equipment Reimbursement	-	-	0.00%	-	-	0.00%
46980	Other State Grants	275,252.29	-	0.00%	-	-	0.00%
46981	Safe Schools	-	-	0.00%	-	140,980.00	0.00%
46990	Other State Revenues	-	-	0.00%	-	-	0.00%
47114	USDA - Other	-	-	0.00%	-	185,485.92	0.00%
47590	Other Federal through State	245,395.00	(0.22)	0.00%	270,213.68	508,708.02	188.26%
47640	ROTC Reimbursement	85,000.00	54,990.53	64.69%	85,000.00	64,323.21	75.67%
47690	Medicare	-	-	0.00%	-	-	0.00%
47990	Other Direct Federal Revenue	-	-	0.00%	-	-	0.00%
48130	Contributions	-	-	0.00%	-	-	0.00%
49700	Insurance Recovery	-	-	0.00%	-	55,902.38	0.00%
49800	Transfers In	-	-	0.00%	-	-	0.00%
	<b>Total</b>	<b>68,530,423.34</b>	<b>58,514,855.13</b>	<b>85.39%</b>	<b>56,722,812.90</b>	<b>59,420,392.19</b>	<b>104.76%</b>
	Balance Beginning of Year, July 1	19,072,789.53	22,668,323.97	(3,595,534.44)	14,439,463.54	18,482,644.77	(4,043,181.23)
	<b>Total Estimated Revenues &amp; Other Sources</b>	<b>87,603,212.87</b>	<b>81,183,179.10</b>	<b>6,420,033.77</b>	<b>71,162,276.44</b>	<b>77,903,036.96</b>	<b>(6,740,760.52)</b>

141 - General Purpose School Fund  
Year to Date for the Month Ending April 30

ACCOUNT	DESCRIPTION	2023 - 2024			2022 - 2023		
		BUDGET	ACTUAL	REALISED	BUDGET	ACTUAL	REALISED
<u>Expenditures</u>							
71100	Regular Instruction Program	31,477,175.80	21,499,474.86	68.30%	28,889,044.80	26,617,223.63	92.14%
71150	Alternative Instruction Program	779,650.00	369,104.53	47.34%	768,300.00	505,594.92	65.81%
71200	Special Education Program	4,611,720.00	3,375,889.83	73.20%	4,152,150.00	3,810,099.16	91.76%
71300	Career and Technical Education Program	3,355,282.51	1,895,162.56	56.48%	2,111,274.64	1,994,864.83	94.49%
71600	Adult Education Program	-	-	0.00%	-	-	0.00%
72110	Attendance	779,400.00	582,291.89	74.71%	649,300.00	571,220.31	87.97%
72120	Health Services	1,343,090.00	922,573.57	68.69%	1,137,900.00	1,025,829.10	90.15%
72130	Other Student Support	3,103,519.29	1,798,571.56	57.95%	2,729,257.00	2,239,492.27	82.06%
72210	Regular Instruction Program	1,595,200.00	1,175,241.39	73.67%	1,523,850.00	1,275,467.93	83.70%
72215	Alternative Instruction Program	326,600.00	98,300.91	30.10%	253,650.00	174,256.34	68.70%
72220	Special Education Program	774,698.03	500,625.65	64.62%	671,250.00	616,397.29	91.83%
72230	Career and Technical Education Program	466,943.14	150,893.53	32.32%	161,711.00	143,158.42	88.53%
72250	Technology	1,148,320.95	783,722.03	68.25%	939,897.06	736,732.21	78.38%
72310	Board of Education	1,564,950.00	555,937.36	35.52%	1,058,480.00	989,320.29	93.47%
72320	Director of Schools	216,400.00	149,581.72	69.12%	189,300.00	175,423.72	92.67%
72410	Office of the Principal	2,816,600.00	2,052,647.09	72.88%	2,575,976.94	2,438,485.43	94.66%
72510	Fiscal Services	425,750.00	301,829.75	70.89%	390,880.00	341,914.35	87.47%
72520	Human Services/Personnel	112,250.00	81,628.14	72.72%	-	-	0.00%
72610	Operation of Plant	4,443,750.00	3,013,682.66	67.82%	4,057,591.25	3,472,457.40	85.58%
72620	Maintenance of Plant	3,486,656.47	1,899,455.15	54.48%	2,312,100.00	2,131,357.56	92.18%
72710	Transportation	3,718,351.63	2,149,457.01	57.81%	2,650,000.00	2,588,000.22	97.66%
73300	Community Services	233,300.00	133,546.56	57.24%	100,900.00	11,598.98	11.50%
73400	Early Childhood Education	995,100.00	692,281.62	69.57%	968,000.00	916,524.75	94.68%
76100	Regular Capital Outlay	3,576,148.09	1,590,627.30	44.48%	6,606,209.00	3,101,895.53	46.95%
99100	Transfers Out	500,000.00	500,000.00	100.00%	-	-	0.00%
	<b>Total</b>	<b>71,850,855.91</b>	<b>46,272,526.67</b>	<b>64.40%</b>	<b>64,897,021.69</b>	<b>55,877,314.64</b>	<b>86.10%</b>
	<b>Reserves and Fund Balance</b>	<b>15,752,356.96</b>	<b>34,910,652.43</b>	<b>(19,158,295.47)</b>	<b>6,265,254.75</b>	<b>22,025,722.32</b>	<b>(15,760,467.57)</b>
	<b>Total Expenditures, Reserves, &amp; Fund</b>	<b>87,603,212.87</b>	<b>81,183,179.10</b>	<b>6,420,033.77</b>	<b>71,162,276.44</b>	<b>77,903,036.96</b>	<b>(6,740,760.52)</b>
	<b>Balance</b>	<b>-</b>	<b>-</b>	<b>-</b>	<b>-</b>	<b>-</b>	<b>0.00</b>
	Cash with Trustee		35,100,514.64			24,657,952.14	
	Other Assets		2,493,706.71			8,672,276.11	
	Liabilities		(2,683,568.92)			(11,304,505.93)	

142 - Federal Projects Fund  
Year to Date for the Month Ending April 30

ACCOUNT	DESCRIPTION	2023 - 2024			2022 - 2023		
		BUDGET	ACTUAL	REALISED	BUDGET	ACTUAL	REALISED
<u>Revenues</u>							
44170	Miscellaneous Refunds	-	807.06	0.00%	-	-	0.00%
47131	Vocational Education - Basic Grants to States	184,640.19	151,263.06	81.92%	207,589.59	207,581.59	100.00%
47141	Title I Grants to Local Education Agencies	2,678,350.58	1,779,825.67	66.45%	3,006,563.93	2,527,514.50	84.07%
47143	Special Education - Grants to States	2,460,434.29	1,568,412.28	63.75%	2,397,501.69	1,632,507.28	68.09%
47145	Special Education Preschool Grants	96,783.77	62,420.90	64.50%	108,051.86	84,696.27	78.38%
47146	English Language Acquisition Grants	63,425.56	49,700.33	78.36%	59,226.84	40,713.87	68.74%
47148	Rural Education	348,450.76	142,484.17	40.89%	297,223.64	152,658.11	51.36%
47189	Eisenhower Professional Development State Grants	579,048.85	269,802.10	46.59%	708,639.06	437,887.43	61.79%
47301	COVID-19 Grant #1	-	-	0.00%	-	-	0.00%
47307	COVID-19 Grant B	163,625.00	109,875.00	67.15%	3,841,297.76	3,748,920.42	97.60%
47309	COVID-19 Grant D	6,000.00	6,000.00	100.00%	51,000.00	51,000.00	100.00%
47310	COVID-19 Grant E	-	-	0.00%	-	-	0.00%
47401	American Rescue Plan Act Grant #1	7,649,996.37	4,983,650.29	65.15%	13,243,678.55	5,593,702.53	42.24%
47402	American Rescue Plan Act Grant #2	9,358.96	8,342.57	89.14%	188,988.38	179,778.22	95.13%
47403	American Rescue Plan Act Grant #3	2,135.59	-	0.00%	13,515.15	11,415.76	84.47%
47404	American Rescue Plan Act Grant #4	179,977.42	76,260.85	42.37%	219,172.58	104,380.16	47.62%
47590	Other Federal through State	2,067,242.98	777,173.29	37.59%	1,872,217.76	1,528,355.21	81.63%
	<b>Total</b>	<b>16,489,470.32</b>	<b>9,986,017.57</b>	<b>60.56%</b>	<b>26,214,666.79</b>	<b>16,301,111.35</b>	<b>62.18%</b>
	Balance Beginning of Year, July 1	-	1,000,738.63	(1,000,738.63)	-	499,999.99	(499,999.99)
	<b>Total Estimated Revenues &amp; Other Sources</b>	<b>16,489,470.32</b>	<b>10,986,756.20</b>	<b>5,502,714.12</b>	<b>26,214,666.79</b>	<b>16,801,111.34</b>	<b>9,413,555.45</b>
<u>Expenditures</u>							
71100	Regular Instruction Program	6,311,443.94	4,248,423.28	67.31%	6,914,176.70	5,057,101.35	73.14%
71150	Alternative Instruction Program	80,279.44	57,208.32	71.26%	-	-	0.00%
71200	Special Education Program	2,045,464.55	1,369,010.96	66.93%	1,913,826.22	1,322,756.65	69.12%
71300	Career and Technical Education Program	139,837.00	129,203.79	92.40%	161,954.29	161,946.29	100.00%
72110	Attendance	-	-	0.00%	-	-	0.00%
72120	Health Services	569,850.00	192,950.00	33.86%	189,556.95	184,959.98	97.57%
72130	Other Student Support	939,260.86	212,120.07	22.58%	1,183,322.92	893,467.58	75.50%
72210	Regular Instruction Program	2,414,239.01	1,149,728.67	47.62%	2,558,155.10	1,303,086.01	50.94%
72215	Alternative Instruction Program	202,162.04	156,782.78	77.55%	-	-	0.00%
72220	Special Education Program	634,468.06	385,556.39	60.77%	1,299,430.86	612,290.27	47.12%
72230	Career and Technical Education Program	3,379.39	2,162.23	63.98%	10,143.51	10,143.51	100.00%
72250	Technology	334,298.00	143,689.63	42.98%	328,000.00	237,484.03	72.40%
72320	Director of Schools	-	-	0.00%	-	-	0.00%
72410	Office of the Principal	-	-	0.00%	-	-	0.00%
72510	Fiscal Services	11,701.00	11,700.00	99.99%	56,200.00	44,500.00	79.18%
72610	Operation of Plant	3,000.00	-	0.00%	3,000.00	-	0.00%
72620	Maintenance of Plant	57,765.00	43,942.84	76.07%	52,325.00	45,689.28	87.32%
72710	Transportation	9,500.00	122.94	1.29%	11,500.00	1,266.64	11.01%
73100	Food Service	-	-	0.00%	-	-	0.00%
73300	Community Services	428,022.03	381,172.60	89.05%	428,022.03	425,799.38	99.48%
73400	Early Childhood Education	29,800.00	29,557.49	99.19%	-	-	0.00%
76100	Regular Capital Outlay	2,275,000.00	106,955.56	4.70%	11,099,053.21	3,855,738.82	34.74%
99100	Transfers Out	-	-	0.00%	6,000.00	6,000.00	100.00%
	<b>Total</b>	<b>16,489,470.32</b>	<b>8,620,287.55</b>	<b>52.28%</b>	<b>26,214,666.79</b>	<b>14,162,229.79</b>	<b>54.02%</b>
	Reserves and Fund Balance	-	2,366,468.65	(2,366,468.65)	-	2,638,881.55	(2,638,881.55)
	<b>Total Expenditures, Reserves, &amp; Fund</b>	<b>16,489,470.32</b>	<b>10,986,756.20</b>	<b>5,502,714.12</b>	<b>26,214,666.79</b>	<b>16,801,111.34</b>	<b>9,413,555.45</b>
	Balance	-	-	-	-	-	-
	Cash with Trustee		615,993.52			428,311.45	
	Other Assets		1,814,295.73			2,332,977.60	
	Liabilities		(63,820.60)			(122,407.50)	

143 - Food Service Fund  
Year to Date for the Month Ending April 30

ACCOUNT	DESCRIPTION	2023 - 2024			2022 - 2023		
		BUDGET	ACTUAL	REALISED	BUDGET	ACTUAL	REALISED
<u>Revenues</u>							
43521	Lunch Payments - Children	5,000.00	8,205.16	164.10%	6,000.00	4,877.48	81.29%
43522	Lunch Payments - Adults	48,000.00	62,587.05	130.39%	40,000.00	47,843.36	119.61%
43525	A la Carte Sales	155,000.00	130,129.77	83.95%	150,000.00	157,907.41	105.27%
44110	Investment Income	110,000.00	138,661.52	126.06%	10,000.00	145,025.35	1450.25%
44170	Miscellaneous Refunds	14,000.00	1,821.90	13.01%	19,000.00	13,562.59	71.38%
44530	Sale of Equipment	-	781.70	0.00%	-	-	0.00%
46520	School Food Service	27,000.00	35,182.19	130.30%	27,000.00	29,133.64	107.90%
46980	Other State Grants	-	-	0.00%	-	-	0.00%
47111	USDA School Lunch Program	2,500,000.00	2,062,593.25	82.50%	2,888,000.00	2,574,599.89	89.15%
47112	USDA - Commodities	274,996.00	-	0.00%	321,513.00	321,513.00	362.15%
47113	Breakfast	1,120,000.00	788,251.11	70.38%	1,144,595.00	1,164,351.05	9.62%
47114	USDA - Other	50,000.00	221,101.66	442.20%	83,000.00	110,115.85	433.27%
47590	Other Federal through State	300,000.00	224,737.06	74.91%	700,000.00	359,611.74	0.00%
48990	Other	-	-	0.00%	-	18,000.00	0.00%
	<b>Total</b>	<b>4,603,996.00</b>	<b>3,674,052.37</b>	<b>79.80%</b>	<b>5,389,108.00</b>	<b>4,946,541.36</b>	<b>91.79%</b>
	Balance Beginning of Year, July 1	4,682,592.00	4,842,919.98	(160,327.98)	4,079,825.00	5,076,383.16	(996,558.16)
	<b>Total Estimated Revenues &amp; Other Sources</b>	<b>9,286,588.00</b>	<b>8,516,972.35</b>	<b>769,615.65</b>	<b>9,468,933.00</b>	<b>10,022,924.52</b>	<b>(553,991.52)</b>
<u>Expenditures</u>							
73100	Food Service	6,603,496.00	3,846,352.25	58.25%	6,691,113.00	5,180,004.17	77.42%
	<b>Total</b>	<b>6,603,496.00</b>	<b>3,846,352.25</b>	<b>58.25%</b>	<b>6,691,113.00</b>	<b>5,180,004.17</b>	<b>77.42%</b>
	Reserves and Fund Balance	2,683,092.00	4,670,620.10	(1,987,528.10)	2,777,820.00	4,842,920.35	(2,065,100.35)
	<b>Total Expenditures, Reserves, &amp; Fund</b>	<b>9,286,588.00</b>	<b>8,516,972.35</b>	<b>769,615.65</b>	<b>9,468,933.00</b>	<b>10,022,924.52</b>	<b>(553,991.52)</b>
	Balance	-	-	(0.00)	-	-	(0.00)
	Cash with Trustee		3,655,930.70			4,247,385.70	
	Other Assets		1,008,152.07			664,608.32	
	Liabilities		6,537.33			(69,073.67)	

151 - Debt Service Fund  
Year to Date for the Month Ending April 30

ACCOUNT	DESCRIPTION	BUDGET	2023 - 2024 ACTUAL	REALISED	BUDGET	2022 - 2023 ACTUAL	REALISED
<u>Revenues</u>							
40110	Current Property Tax	1,230,405.00	1,254,741.79	101.98%	857,033.00	878,401.97	102.49%
40115	Disc. On Property Tax	(14,000.00)	(14,043.91)	100.31%	(14,000.00)	(8,780.44)	62.72%
40120	Trustee's Coll - Prior Year	36,175.00	24,388.08	67.42%	27,167.25	36,210.46	133.29%
40125	Trustee's Coll - Bankruptcy	731.00	403.90	55.25%	501.14	136.91	27.32%
40130	Cir/Clk & Master Coll - Prior Year	21,924.00	4,683.59	21.36%	13,187.99	8,128.33	61.63%
40140	Interest & Penalty	6,943.00	4,444.70	64.02%	4,800.43	7,095.24	147.80%
40161	In Lieu of Taxes - TVA	2,704.00	2,253.95	83.36%	1,951.82	3,337.63	171.00%
40162	In Lieu of Taxes - Local Utilities	10,231.00	8,179.29	79.95%	7,068.76	10,408.67	147.25%
40163	In Lieu of Taxes - Other	48,233.00	49,155.60	101.91%	34,816.28	55,732.88	160.08%
40210	Local Option Sales Tax	-	1,263.99	0.00%	300,000.00	335,397.27	111.80%
40220	Hotel/Motel Tax	150,000.00	143,761.12	95.84%	100,000.00	184,913.77	184.91%
40240	Wheel Tax	1,220,000.00	874,826.98	71.71%	1,220,000.00	1,218,882.77	99.91%
40270	Wheel Tax	-	-	0.00%	-	299.25	0.00%
40320	Bank Excise Tax	20,827.87	16,081.99	77.21%	16,616.86	19,539.42	117.59%
44110	Investment Income	350,000.00	2,258,815.58	645.38%	350,000.00	1,235,915.56	353.12%
44120	Investment Income	-	-	0.00%	-	-	0.00%
44170	Miscellaneous Refunds	-	-	0.00%	-	-	0.00%
46852	State Revenue Sharing - Telecommunications	11,692.84	8,812.21	75.36%	8,440.31	12,925.01	153.13%
47404	American Rescue Plan Act Grant #4	9,000,000.00	3,779,787.74	42.00%	-	-	0.00%
47715	Tax Credit Bond Rebate	425,200.00	214,175.64	50.37%	425,200.00	425,164.76	99.99%
48130	Contributions	758,208.76	649,613.14	85.68%	758,208.76	758,208.56	100.00%
49800	Transfers In	-	310,167.91	0.00%	-	-	0.00%
	<b>Total</b>	<b>13,279,275.47</b>	<b>9,591,513.29</b>	<b>72.23%</b>	<b>4,110,992.60</b>	<b>5,181,918.02</b>	<b>126.05%</b>
	Balance Beginning of Year, July 1	10,932,903.34	11,271,884.53	(338,981.19)	10,700,200.40	10,099,673.81	600,526.59
	<b>Total Estimated Revenues &amp; Other Sources</b>	<b>24,212,178.81</b>	<b>20,863,397.82</b>	<b>3,348,780.99</b>	<b>14,811,193.00</b>	<b>15,281,591.83</b>	<b>(470,398.83)</b>
<u>Expenditures</u>							
82110	General Government Principal	9,415,000.00	4,175,860.00	44.35%	400,000.00	400,000.00	100.00%
82130	Education Principal	2,318,936.00	718,387.34	30.98%	2,271,396.00	1,753,695.28	77.21%
82210	General Government Interest	299,508.02	156,607.99	52.29%	214,118.00	214,117.26	100.00%
82230	Education Interest	1,015,735.00	697,591.82	68.68%	1,059,607.00	1,577,088.40	148.84%
82310	Other General Government Debt Service	77,100.00	65,710.71	85.23%	92,000.00	57,366.36	62.35%
82330	Education	7,440.00	6,820.00	91.67%	7,440.00	7,440.00	100.00%
	<b>Total</b>	<b>13,133,719.02</b>	<b>5,820,977.86</b>	<b>44.32%</b>	<b>4,044,561.00</b>	<b>4,009,707.30</b>	<b>99.14%</b>
	Reserves and Fund Balance	11,078,459.79	15,042,419.96	(3,963,960.17)	10,766,632.00	11,271,884.53	(505,252.53)
	<b>Total Expenditures, Reserves, &amp; Fund</b>	<b>24,212,178.81</b>	<b>20,863,397.82</b>	<b>3,348,780.99</b>	<b>14,811,193.00</b>	<b>15,281,591.83</b>	<b>(470,398.83)</b>
	Balance	-	-	-	-	-	(0.00)
	Cash with Trustee		15,042,419.96			11,142,124.84	
	Other Assets		0.00			1,373,687.20	
	Liabilities		-			(1,243,927.51)	

171 - General Capital Project Fund  
Year to Date for the Month Ending April 30

ACCOUNT	DESCRIPTION	BUDGET	2023 - 2024		BUDGET	2022 - 2023		
			ACTUAL	REALISED		ACTUAL	REALISED	
<u>Revenues</u>								
44170	Miscellaneous Refunds		-			-		
49100	Bonds Issued		-			-		
49410	Premiums on Debt Sold		-			-		
	Total		<u>-</u>			<u>-</u>		
	Balance Beginning of Year, July 1		<u>1,389,600.24</u>			<u>1,849,467.83</u>		
	Total Estimated Revenues & Other Sources		<u>1,389,600.24</u>			<u>1,849,467.83</u>		
<u>Expenditures</u>								
55732	Convenience Centers		50,484.60			117,815.87		
91120	Administration of Justice Projects		-			-		
91190	Other General Government Projects		<u>353,282.10</u>			<u>342,051.72</u>		
	Total		<u>403,766.70</u>			<u>459,867.59</u>		
	Reserves and Fund Balance		<u>985,833.54</u>			<u>1,389,600.24</u>		
	Total Expenditures, Reserves, & Fund		<u>1,389,600.24</u>			<u>1,849,467.83</u>		
	Balance		-			-		
	Cash with Trustee		921,987.37			1,515,240.00		
	Other Assets		63,846.17			-		
	Liabilities		-			(125,639.76)		

177 - Other Capital Project Fund  
Year to Date for the Month Ending April 30

ACCOUNT	DESCRIPTION	BUDGET	2023 - 2024		BUDGET	2022 - 2023		
			ACTUAL	REALISED		ACTUAL	REALISED	
<u>Revenues</u>								
44110	Investment Income		-			-		
48130	Contributions		-			-		
49100	Bonds Issued		-			-		
49410	Premiums on Debt Sold		-			-		
	Total		<u>-</u>			<u>-</u>		
	Balance Beginning of Year, July 1		223,105.28			223,105.28		
	Total Estimated Revenues & Other Sources		<u>223,105.28</u>			<u>223,105.28</u>		
<u>Expenditures</u>								
91300	Education Capital Projects		-			-		
99100	Transfers Out		223,105.28					
	Total		<u>223,105.28</u>			<u>-</u>		
	Reserves and Fund Balance		-			223,105.28		
	Total Expenditures, Reserves, & Fund		<u>223,105.28</u>			<u>223,105.28</u>		
	Balance		-			-		
	Cash with Trustee		-			223,105.28		
	Other Assets		-			-		
	Liabilities		-			-		

178 - Capital Projects --William Biles  
Year to Date for the Month Ending April 30

ACCOUNT	DESCRIPTION	BUDGET	2023 - 2024		BUDGET	2022 - 2023		
			ACTUAL	REALISED		ACTUAL	REALISED	
<u>Revenues</u>								
47404	American Rescue Plan Act Grant #4		2,476,804.21				-	
48130	Contributions		<u>1,449,108.00</u>				-	
	Total		<u>3,925,912.21</u>				<u>-</u>	
	Balance Beginning of Year, July 1		-				-	
	Total Estimated Revenues & Other Sources		<u>3,925,912.21</u>				<u>-</u>	
<u>Expenditures</u>								
91170	Public Utility Projects		<u>2,746,645.94</u>				<u>-</u>	
	Total		<u>2,746,645.94</u>				<u>-</u>	
	Reserves and Fund Balance		<u>1,179,266.27</u>				<u>-</u>	
	Total Expenditures, Reserves, & Fund		<u>3,925,912.21</u>				<u>-</u>	
	Balance		-				-	
	Cash with Trustee		1,179,266.27				-	
	Other Assets		-				-	
	Liabilities		-				-	

180 - Other Capital Project Fund  
Year to Date for the Month Ending April 30

ACCOUNT	DESCRIPTION	2023 - 2024			2022 - 2023		
		BUDGET	ACTUAL	REALISED	BUDGET	ACTUAL	REALISED
<u>Revenues</u>							
44110	Investment Income		4,933.70			599.64	
49100	Bonds Issued		-			-	
49410	Premiums on Debt Sold		-			-	
	Total		<u>4,933.70</u>			<u>599.64</u>	
	Balance Beginning of Year, July 1		<u>82,128.93</u>			<u>81,529.29</u>	
	Total Estimated Revenues & Other Sources		<u>87,062.63</u>			<u>82,128.93</u>	
<u>Expenditures</u>							
91300	Education Capital Projects		-			-	
99100	Transfers Out		87,062.63			-	
	Total		<u>87,062.63</u>			<u>-</u>	
	Reserves and Fund Balance		<u>-</u>			<u>82,128.93</u>	
	Total Expenditures, Reserves, & Fund		<u>87,062.63</u>			<u>82,128.93</u>	
	Balance		-			-	
	Cash with Trustee		-			82,128.93	
	Other Assets		-			-	
	Liabilities		-			-	

181 - Capital Improvement Fund  
Year to Date for the Month Ending April 30

ACCOUNT	DESCRIPTION	2023 - 2024			2022 - 2023		
		BUDGET	ACTUAL	REALISED	BUDGET	ACTUAL	REALISED
<u>Revenues</u>							
44120	Lease/Rentals		12,332.74			-	
48130	Contributions		-			5,766,665.00	
	Total		<u>12,332.74</u>			<u>5,766,665.00</u>	
	Balance Beginning of Year, July 1		<u>3,026,527.50</u>			-	
	Total Estimated Revenues & Other Sources		<u>3,038,860.24</u>			<u>5,766,665.00</u>	
<u>Expenditures</u>							
55732	Convenience Centers		30,270.02			169,648.60	
91110	General Administration Projects		61,114.70			2,570,488.90	
	Total		<u>91,384.72</u>			<u>2,740,137.50</u>	
	Reserves and Fund Balance		<u>2,947,475.52</u>			<u>3,026,527.50</u>	
	Total Expenditures, Reserves, & Fund		<u>3,038,860.24</u>			<u>5,766,665.00</u>	
	Balance		-			-	
	Cash with Trustee		2,956,320.53			3,031,327.50	
	Other Assets		-			-	
	Liabilities		(8,845.01)			(4,800.00)	

185 - American Rescue Plan Holding Fund  
Year to Date for the Month Ending April 30

ACCOUNT	DESCRIPTION	2023 - 2024			2022 - 2023		
		BUDGET	ACTUAL	REALISED	BUDGET	ACTUAL	REALISED
<u>Revenues</u>							
44110	Investment Income		309.88			200,846.57	
47990	Other Direct Federal Revenue		-			4,008,786.50	
	Total		<u>309.88</u>			<u>4,209,633.07</u>	
	Balance Beginning of Year, July 1		<u>2,241,988.33</u>			<u>4,013,256.48</u>	
	Total Estimated Revenues & Other Sources		<u>2,242,298.21</u>			<u>8,222,889.55</u>	
<u>Expenditures</u>							
58831	American Rescue Plan Act Grant #1		373,865.16			5,980,901.22	
91170	Public Utility Projects		1,449,108.00			-	
	Total		<u>1,822,973.16</u>			<u>5,980,901.22</u>	
	Reserves and Fund Balance		<u>419,325.05</u>			<u>2,241,988.33</u>	
	Total Expenditures, Reserves, & Fund		<u>2,242,298.21</u>			<u>8,222,889.55</u>	
	Balance		-			-	
	Cash with Trustee		419,325.05			2,241,988.33	
	Other Assets		-			-	
	Liabilities		-			-	

186 - Other Capital Projects Fund #9  
Year to Date for the Month Ending April 30

ACCOUNT	DESCRIPTION	2023 - 2024			2022 - 2023		
		BUDGET	ACTUAL	REALISED	BUDGET	ACTUAL	REALISED
<u>Revenues</u>							
44110	Investment Income		-			557.37	
48130	Contributions		10,252.90				
49200	Notes Issued		-			4,175,360.00	
	Total		<u>10,252.90</u>			<u>4,175,917.37</u>	
	Balance Beginning of Year, July 1		<u>557.37</u>			-	
	Total Estimated Revenues & Other Sources		<u>10,810.27</u>			<u>4,175,917.37</u>	
<u>Expenditures</u>							
91110	General Administration Projects		<u>10,252.90</u>			<u>4,175,360.00</u>	
	Total		<u>10,252.90</u>			<u>4,175,360.00</u>	
	Reserves and Fund Balance		<u>557.37</u>			<u>557.37</u>	
	Total Expenditures, Reserves, & Fund		<u>10,810.27</u>			<u>4,175,917.37</u>	
	Balance		-			-	
	Cash with Trustee		26,907.26			557.37	
	Other Assets		-			-	
	Liabilities		(26,349.89)			-	

189 - Other Capital Project Fund  
Year to Date for the Month Ending April 30

ACCOUNT	DESCRIPTION	2023 - 2024			2022 - 2023		
		BUDGET	ACTUAL	REALISED	BUDGET	ACTUAL	REALISED
<u>Revenues</u>							
44110	Investment Income		1,822.52			2,262.65	
47590	Other Federal through State		562.28			27,901.88	
48130	Contributions		-			-	
	Total		<u>2,384.80</u>			<u>30,164.53</u>	
	Balance Beginning of Year, July 1		<u>120,619.11</u>			<u>140,074.88</u>	
	Total Estimated Revenues & Other Sources		<u>123,003.91</u>			<u>170,239.41</u>	
<u>Expenditures</u>							
91190	Other General Government Projects		-			49,620.30	
	Total		<u>-</u>			<u>49,620.30</u>	
	Reserves and Fund Balance		<u>123,003.91</u>			<u>120,619.11</u>	
	Total Expenditures, Reserves, & Fund		<u>123,003.91</u>			<u>170,239.41</u>	
	Balance		-			-	
	Cash with Trustee		123,003.91			120,619.11	
	Other Assets		-			-	
	Liabilities		-			-	

263 - Self Insurance Fund  
Year to Date for the Month Ending April 30

ACCOUNT	DESCRIPTION	BUDGET	2023 - 2024		BUDGET	2022 - 2023		
			ACTUAL	REALISED		ACTUAL	REALISED	
<u>Revenues</u>								
43101	Self-Insurance Premiums/Contributions		1,430,918.91			994,412.63		
44110	Investment Income		110,969.39			99,320.40		
44170	Miscellaneous Refunds		-			-		
49700	Insurance Recovery		-			230,000.00		
	Total		<u>1,541,888.30</u>			<u>1,323,733.03</u>		
	Balance Beginning of Year, July 1		<u>2,463,097.86</u>			<u>2,774,125.33</u>		
	Total Estimated Revenues & Other Sources		<u>4,004,986.16</u>			<u>4,097,858.36</u>		
<u>Expenditures</u>								
58400	Other Charges		<u>1,327,390.96</u>			<u>1,634,760.50</u>		
	Total		<u>1,327,390.96</u>			<u>1,634,760.50</u>		
	Reserves and Fund Balance		<u>2,677,595.20</u>			<u>2,463,097.86</u>		
	Total Expenditures, Reserves, & Fund		<u>4,004,986.16</u>			<u>4,097,858.36</u>		
	Balance		-			-		
	Cash with Trustee		3,614,076.33			3,399,578.99		
	Other Assets		1,555,566.11			1,555,566.11		
	Liabilities		(2,492,047.24)			(2,492,047.24)		

363 - Judicial District Drug Fund  
Year to Date for the Month Ending April 30

ACCOUNT	DESCRIPTION	2023 - 2024			2022 - 2023		
		BUDGET	ACTUAL	REALISED	BUDGET	ACTUAL	REALISED
<u>Revenues</u>							
42110	Fines		4,401.99			823.00	
42141	Drug Court Fees		-			-	
42241	Drug Court Fees		2,430.00			2,675.00	
42310	Fines		11,333.49			2,148.41	
42341	Drug Court Fees		-			-	
42360	District Attorney General Fees		-			4,334.00	
42810	Fines		10,092.73			12,489.98	
42990	Other Fines, Forfeitures, and Penalties		-			2,733.50	
44170	Miscellaneous Refunds		-			-	
44530	Sale of Equipment		4,150.00			-	
	Total		<u>32,408.21</u>			<u>25,203.89</u>	
	Balance Beginning of Year, July 1		<u>31,176.14</u>			<u>13,150.18</u>	
	Total Estimated Revenues & Other Sources		<u>63,584.35</u>			<u>38,354.07</u>	
<u>Expenditures</u>							
54150	Drug Enforcement		<u>16,182.18</u>			<u>7,177.93</u>	
	Total		<u>16,182.18</u>			<u>7,177.93</u>	
	Reserves and Fund Balance		<u>47,402.17</u>			<u>31,176.14</u>	
	Total Expenditures, Reserves, & Fund		<u>63,584.35</u>			<u>38,354.07</u>	
	Balance		-			-	
	Cash with Trustee		47,402.17			30,291.97	
	Other Assets		-			884.17	
	Liabilities		-			-	

# Warren County, Tennessee

## Fund Balances Based on Current Projected Budget For FY 2023 - 2024

	Beginning Fund				Ending Fund	
	Balance, 7/1	Revenues	Expenditures	Surplus/(Deficit)	Balance, 6/30	Threshold
<b>General</b>	5,996,496.49	24,562,496.00	26,213,695.79	(1,651,199.79)	4,345,296.70	2,621,369.58
<b>Solid Waste/Sanitation</b>	139,012.85	-	-	0.00	139,012.85	-
<b>Ambulance Service</b>	1,486,044.10	4,108,954.02	4,770,047.00	(661,092.98)	824,951.12	397,503.92
<b>Drug Fund</b>	145,821.00	66,000.00	128,200.00	(62,200.00)	83,621.00	10,683.33
<b>Highway/Public Works</b>	2,800,009.38	5,339,628.64	6,155,446.00	(815,817.36)	1,984,192.02	512,953.83
<b>General Purpose School</b>	19,072,789.53	68,530,423.34	71,850,855.91	(3,320,432.57)	15,752,356.96	5,987,571.33
<b>Federal Programs</b>	-	16,489,470.32	16,489,470.32	0.00	-	1,374,122.53
<b>Food Service</b>	4,682,592.00	4,603,996.00	6,603,496.00	(1,999,500.00)	2,683,092.00	550,291.33
<b>General Debt Service</b>	10,932,903.34	13,279,275.47	13,133,719.02	145,556.45	11,078,459.79	1,094,476.59
				(8,364,686.25)		

## Fund Balances Based on Current Operations For FY 2023-2024

	Beginning Fund				Current Fund
	Balance, 7/1	Revenues	Expenditures	Surplus/(Deficit)	Balance
<b>General</b>	7,832,403.31	21,961,165.14	17,243,894.38	4,717,270.76	12,549,674.07
<b>Solid Waste/Sanitation</b>	-	-	-	0.00	-
<b>Ambulance Service</b>	1,597,934.08	3,591,147.12	3,206,377.66	384,769.46	1,982,703.54
<b>Drug Fund</b>	182,306.35	27,875.78	67,508.56	(39,632.78)	142,673.57
<b>Highway/Public Works</b>	2,325,993.82	3,318,481.34	2,881,733.23	436,748.11	2,762,741.93
<b>General Purpose School</b>	22,668,323.97	58,514,855.13	46,272,526.67	12,242,328.46	34,910,652.43
<b>Federal Programs</b>	1,000,738.63	9,986,017.57	8,620,287.55	1,365,730.02	2,366,468.65
<b>Food Service</b>	4,842,919.98	3,674,052.37	3,846,352.25	(172,299.88)	4,670,620.10
<b>General Debt Service</b>	11,271,884.53	9,591,513.29	5,820,977.86	3,770,535.43	15,042,419.96
				22,705,449.58	

## Warren County Board of Commissioners Agenda Item Report

Meeting Date: June 24, 2024

Submitted by: Justin Cotten

Submitting Department: Finance Department

Item Type: Budget Amendment

**Agenda Section:** NEW BUSINESS

---

**Subject:**

Amendment # GF-FY 23/24-42

Reallocate funds to facilitate purchase of body cams [\$60,000] and a small drone [\$23,000]

**Suggested Action:**

**Attachments:**

[GF42.pdf](#)

**WARREN COUNTY, TENNESSEE**

**AMENDMENTS TO THE GENERAL FUND BUDGET FOR FY 2023 - 2024**

<u>ESTIMATED REVENUES</u>		<u>INCREASE (DEBIT)</u>	<u>DECREASE (CREDIT)</u>
#N/A			
<b>TOTAL CHANGES IN ESTIMATED REVENUES</b>		<u>-</u>	<u>-</u>
<u>ESTIMATED EXPENDITURES</u>		<u>DECREASE (DEBIT)</u>	<u>INCREASE (CREDIT)</u>
<b>54110</b>	<b>Sheriff's Department</b>		
106	Deputy(ies)	20,000.00	
201	Social Security	7,000.00	
204	Pensions	13,000.00	
716	Law Enforcement Equipment		83,000.00
<b>54210</b>	<b>Jail</b>		
201	Social Security	7,000.00	
204	Pensions	13,000.00	
599	Other Charges	23,000.00	
<b>TOTAL CHANGES IN ESTIMATED EXPENDITURES</b>		<u><b>83,000.00</b></u>	<u><b>83,000.00</b></u>
<u>ESTIMATED FUND BALANCE</u>		<u>DECREASE (DEBIT)</u>	<u>INCREASE (CREDIT)</u>
39000 Unassigned		-	-
<b>TOTAL INCREASE IN ESTIMATED FUND BALANCE</b>		<u>-</u>	<u>-</u>

24th day of June, 2024.

\_\_\_\_\_  
Terry Bell, County Executive

ATTEST:

\_\_\_\_\_  
Lesa Scott, County Clerk

- ( ) Passed this the 24th day of June, 2024.
- ( ) Failed for lack of second this the 24th day of June, 2024.
- ( ) Failed on vote this the 24th day of June, 2024.
- ( ) Withdrawn this the 24th day of June, 2024.
- ( ) Tabled this the 24th day of June, 2024.
- ( ) Amended this the 24th day of June, 2024.

Estimated Net changes in Revenues	-
Estimated Net Changes in Expenditures	-
Estimated Net changes in Fund Balance	-
Amendment is in Balance	<u>-</u>

Reallocate funds to facilitate purchase of body cams [\$60,000] and a small drone [\$23,000]

## Warren County Board of Commissioners Agenda Item Report

Meeting Date: June 24, 2024

Submitted by: Justin Cotten

Submitting Department: Finance Department

Item Type: Budget Amendment

**Agenda Section:** NEW BUSINESS

---

**Subject:**

Amendment # GF-FY 23/24-43

Appropriate additional funds to cover veterinary services and animal food & supplies for Animal Control

**Suggested Action:**

**Attachments:**

[GF43.pdf](#)

**WARREN COUNTY, TENNESSEE**

**AMENDMENTS TO THE GENERAL FUND BUDGET FOR FY 2023 - 2024**

<u>ESTIMATED REVENUES</u>		<u>INCREASE (DEBIT)</u>	<u>DECREASE (CREDIT)</u>
#N/A			
<b>TOTAL CHANGES IN ESTIMATED REVENUES</b>		<b>-</b>	<b>-</b>
<u>ESTIMATED EXPENDITURES</u>		<u>DECREASE (DEBIT)</u>	<u>INCREASE (CREDIT)</u>
<b>55120</b>	<b><u>Rabies and Animal Control</u></b>		
357	Veterinary Services		4,000.00
401	Animal Food and Supplies		2,000.00
<b>TOTAL CHANGES IN ESTIMATED EXPENDITURES</b>		<b>-</b>	<b>6,000.00</b>
<u>ESTIMATED FUND BALANCE</u>		<u>DECREASE (DEBIT)</u>	<u>INCREASE (CREDIT)</u>
39000	Unassigned	6,000.00	-
<b>TOTAL INCREASE IN ESTIMATED FUND BALANCE</b>		<b>6,000.00</b>	<b>-</b>

24th day of June, 2024.

\_\_\_\_\_  
Terry Bell, County Executive

ATTEST:

\_\_\_\_\_  
Lesia Scott, County Clerk

- ( ) Passed this the 24th day of June, 2024.
- ( ) Failed for lack of second this the 24th day of June, 2024.
- ( ) Failed on vote this the 24th day of June, 2024.
- ( ) Withdrawn this the 24th day of June, 2024.
- ( ) Tabled this the 24th day of June, 2024.
- ( ) Amended this the 24th day of June, 2024.

Estimated Net changes in Revenues	-
Estimated Net Changes in Expenditures	(6,000.00)
Estimated Net changes in Fund Balance	<u>6,000.00</u>
Amendment is in Balance	<u>-</u>

Appropriate additional funds to cover veterinary services and animal food & supplies for Animal Control

## Warren County Board of Commissioners Agenda Item Report

Meeting Date: June 24, 2024

Submitted by: Justin Cotten

Submitting Department: Finance Department

Item Type: Budget Amendment

**Agenda Section:** NEW BUSINESS

---

**Subject:**

Amendment # GF-FY 23/24-46

Year end adjustments

**Suggested Action:**

**Attachments:**

[GF46.pdf](#)

**WARREN COUNTY, TENNESSEE**

**AMENDMENTS TO THE GENERAL FUND BUDGET FOR FY 2023 - 2024**

<u>ESTIMATED REVENUES</u>	<u>INCREASE (DEBIT)</u>	<u>DECREASE (CREDIT)</u>
#N/A		
<b>TOTAL CHANGES IN ESTIMATED REVENUES</b>	<b>-</b>	<b>-</b>

<u>ESTIMATED EXPENDITURES</u>	<u>DECREASE (DEBIT)</u>	<u>INCREASE (CREDIT)</u>
<b>51300 County Mayor/Executive</b>		
103 Assistant(s)		1,285.00
201 Social Security	1,285.00	
<b>54610 County Coroner/Medical Examiner</b>		
599 Other Charges		24,000.00
<b>54900 Other Public Safety</b>		
160 Guards	4,700.00	
201 Social Security		2,075.00
204 Pensions		2,625.00
<b>55732 Convenience Centers</b>		
312 Contracts with Private Agencies		15,000.00
<b>58600 Employee Benefits</b>		
207 Medical Insurance	24,000.00	
<b>TOTAL CHANGES IN ESTIMATED EXPENDITURES</b>	<b>29,985.00</b>	<b>44,985.00</b>

<u>ESTIMATED FUND BALANCE</u>	<u>DECREASE (DEBIT)</u>	<u>INCREASE (CREDIT)</u>
39000 Unassigned	15,000.00	-
<b>TOTAL INCREASE IN ESTIMATED FUND BALANCE</b>	<b>15,000.00</b>	<b>-</b>

24th day of June, 2024.

\_\_\_\_\_  
Terry Bell, County Executive

ATTEST:

\_\_\_\_\_  
Lesa Scott, County Clerk

- ( ) Passed this the 24th day of June, 2024.
- ( ) Failed for lack of second this the 24th day of June, 2024.
- ( ) Failed on vote this the 24th day of June, 2024.
- ( ) Withdrawn this the 24th day of June, 2024.
- ( ) Tabled this the 24th day of June, 2024.
- ( ) Amended this the 24th day of June, 2024.

Estimated Net changes in Revenues	-
Estimated Net Changes in Expenditures	(15,000.00)
Estimated Net changes in Fund Balance	15,000.00
Amendment is in Balance	-

Year end adjustments

## Warren County Board of Commissioners Agenda Item Report

Meeting Date: June 24, 2024

Submitted by: Justin Cotten

Submitting Department: Finance Department

Item Type: Budget Amendment

**Agenda Section:** NEW BUSINESS

---

**Subject:**

Amendment # HWY-FY 23/24-5

Transfer funds to cover benefits' overages

**Suggested Action:**

**Attachments:**

[HW5.pdf](#)

**WARREN COUNTY, TENNESSEE**

**AMENDMENTS TO THE HIGHWAY FUND BUDGET FOR FY 2023 - 2024**

<u>ESTIMATED REVENUES</u>		<u>INCREASE (DEBIT)</u>	<u>DECREASE (CREDIT)</u>
	#N/A	-	-
<b>TOTAL CHANGES IN ESTIMATED REVENUES</b>		<u>-</u>	<u>-</u>
<u>ESTIMATED EXPENDITURES</u>		<u>DECREASE (DEBIT)</u>	<u>INCREASE (CREDIT)</u>
<b>61000</b>	<b>Administration</b>		
207	Medical Insurance	11,000.00	
<b>62000</b>	<b>Highway and Bridge Maintenance</b>		
207	Medical Insurance	2,000.00	
<b>66000</b>	<b>Employee Benefits</b>		
201	Social Security		1,000.00
204	Pensions		10,000.00
207	Medical Insurance		2,000.00
<b>TOTAL CHANGES IN ESTIMATED EXPENDITURES</b>		<u><b>13,000.00</b></u>	<u><b>13,000.00</b></u>
<u>ESTIMATED FUND BALANCE</u>		<u>DECREASE (DEBIT)</u>	<u>INCREASE (CREDIT)</u>
	39000 Unassigned	-	-
<b>TOTAL INCREASE IN ESTIMATED FUND BALANCE</b>		<u>-</u>	<u>-</u>

24th day of June, 2024.

\_\_\_\_\_  
Terry Bell, County Executive

ATTEST:

\_\_\_\_\_  
Lesa Scott, County Clerk

- ( ) Passed this the 24th day of June, 2024.
- ( ) Failed for lack of second this the 24th day of June, 2024.
- ( ) Failed on vote this the 24th day of June, 2024.
- ( ) Withdrawn this the 24th day of June, 2024.
- ( ) Tabled this the 24th day of June, 2024.
- ( ) Amended this the 24th day of June, 2024.

Estimated Net changes in Revenues	-
Estimated Net Changes in Expenditures	-
Estimated Net changes in Fund Balance	<u>-</u>
Amendment is in Balance	<u>-</u>

Line item transfers

## Warren County Board of Commissioners Agenda Item Report

Meeting Date: June 24, 2024

Submitted by: Justin Cotten

Submitting Department: Finance Department

Item Type: Budget Amendment

**Agenda Section:** NEW BUSINESS

---

**Subject:**

Transfer # GP-FY 23/24-10

Line items transfers

**Suggested Action:**

**Attachments:**

[GP10.pdf](#)

**WARREN COUNTY, TENNESSEE****AMENDMENTS TO THE GENERAL PURPOSE SCHOOL FUND BUDGET FOR FY 2023 - 2024**

<b>ESTIMATED REVENUES</b>		<b>INCREASE (DEBIT)</b>	<b>DECREASE (CREDIT)</b>
#N/A			
<b>TOTAL CHANGES IN ESTIMATED REVENUES</b>		-	-
<b>ESTIMATED EXPENDITURES</b>		<b>DECREASE (DEBIT)</b>	<b>INCREASE (CREDIT)</b>
<b>71100</b>	<b>Regular Instruction Program</b>		
449	Textbooks - Bound	20,000.00	
599	Other Charges		20,000.00
<b>71150</b>	<b>Alternative Instruction Program</b>		
116	Teachers	20,000.00	
163	Educational Assistants		20,000.00
<b>71200</b>	<b>Special Education Program</b>		
207	Medical Insurance	15,000.00	
116	Teachers		32,500.00
128	Homebound Teachers	12,000.00	
163	Educational Assistants	50,000.00	
171	Speech Pathologist		50,000.00
188	Bonus Payments	5,500.00	
<b>71300</b>	<b>Career and Technical Education Program</b>		
195	Certified Substitute Teachers		2,500.00
198	Non-certified Substitute Teachers	2,500.00	
<b>72110</b>	<b>Attendance</b>		
105	Supervisor/Director		450.00
161	Secretary(ies)	15,000.00	
162	Clerical Personnel		350.00
207	Medical Insurance		15,000.00
704	Attendance Equipment	800.00	
<b>72120</b>	<b>Health Services</b>		
105	Supervisor/Director		3,500.00
188	Bonus Payments	5,500.00	
217	Retirement - Hybrid Stabilization		2,000.00
<b>72130</b>	<b>Other Student Support</b>		
204	Pensions	2,000.00	
217	Retirement - Hybrid Stabilization		2,000.00
499	Other Supplies and Materials		3,400.00
790	Other Equipment	3,400.00	

<b>72210</b>	<b>Regular Instruction Program</b>		
204	Pensions		2,000.00
207	Medical Insurance		2,000.00
217	Retirement - Hybrid Stabilization		2,000.00
790	Other Equipment	6,000.00	
<b>72230</b>	<b>Career and Technical Education Program</b>		
105	Supervisor/Director		500.00
207	Medical Insurance	500.00	
<b>72250</b>	<b>Technology</b>		
105	Supervisor/Director		1,000.00
207	Medical Insurance		4,000.00
350	Internet Connectivity	5,000.00	
355	Travel	3,000.00	
471	Software	4,900.00	
499	Other Supplies and Materials	2,000.00	
524	In Service/Staff Development	3,100.00	
790	Other Equipment		13,000.00
<b>72220</b>	<b>Special Education Program</b>		
161	Secretary(ies)		2,750.00
188	Bonus Payments	1,850.00	
189	Other Salaries and Wages	900.00	
<b>72410</b>	<b>Office of the Principal</b>		
119	Accountants/Bookkeepers		3,000.00
136	Audiovisual Personnel		2,000.00
161	Secretary(ies)	5,000.00	
189	Other Salaries and Wages	5,000.00	
204	Pensions		33,000.00
207	Medical Insurance		5,000.00
307	Communication	33,000.00	
<b>72510</b>	<b>Fiscal Services</b>		
105	Supervisor/Director		3,000.00
113	Internal Audit Personnel	3,000.00	
<b>72610</b>	<b>Operation of Plant</b>		
204	Pensions	1.05	
217	Retirement - Hybrid Stabilization		1.05
<b>72620</b>	<b>Maintenance of Plant</b>		
105	Supervisor/Director		12,000.00
167	Maintenance Personnel		586,000.00
189	Other Salaries and Wages	598,000.00	
207	Medical Insurance		8,000.00
499	Other Supplies and Materials	8,000.00	
<b>73300</b>	<b>Community Services</b>		
189	Other Salaries and Wages	24,000.00	
204	Pensions		18,000.00
207	Medical Insurance		6,000.00
<b>73400</b>	<b>Early Childhood Education</b>		

105	Supervisor/Director		3,000.00
116	Teachers		1,000.00
117	Career Ladder Program		14,000.00
163	Educational Assistants	5,500.00	
188	Bonus Payments	12,500.00	
207	Medical Insurance		

<b>TOTAL CHANGES IN ESTIMATED EXPENDITURES</b>	<b>872,951.05</b>	<b>872,951.05</b>
<b>ESTIMATED FUND BALANCE</b>	<b>DECREASE (DEBIT)</b>	<b>INCREASE (CREDIT)</b>
39000 Unassigned	-	-
<b>TOTAL INCREASE IN ESTIMATED FUND BALANCE</b>	<b>-</b>	<b>-</b>

24th day of June, 2024.

\_\_\_\_\_  
Terry Bell, County Executive

ATTEST:

\_\_\_\_\_  
Lesia Scott, County Clerk

- ( ) Passed this the 24th day of June, 2024.
- ( ) Failed for lack of second this the 24th day of June, 2024.
- ( ) Failed on vote this the 24th day of June, 2024.
- ( ) Withdrawn this the 24th day of June, 2024.
- ( ) Tabled this the 24th day of June, 2024.
- ( ) Amended this the 24th day of June, 2024.

Estimated Net changes in Revenues	-
Estimated Net Changes in Expenditures	-
Estimated Net changes in Fund Balance	-
Amendment is in Balance	-

Line items transfers

## Warren County Board of Commissioners Agenda Item Report

Meeting Date: June 24, 2024

Submitted by: Justin Cotten

Submitting Department: Finance Department

Item Type: Budget Amendment

**Agenda Section:** NEW BUSINESS

---

**Subject:**

Amendment # GP-FY 23/24-11

Transfer to cover fuel overage for student transportation

**Suggested Action:**

**Attachments:**

[GP11.pdf](#)

**WARREN COUNTY, TENNESSEE**

**AMENDMENTS TO THE GENERAL PURPOSE SCHOOL FUND BUDGET FOR FY 2023 - 2024**

<u>ESTIMATED REVENUES</u>		<u>INCREASE (DEBIT)</u>	<u>DECREASE (CREDIT)</u>
#N/A			
<b>TOTAL CHANGES IN ESTIMATED REVENUES</b>		<u>-</u>	<u>-</u>
<u>ESTIMATED EXPENDITURES</u>		<u>DECREASE (DEBIT)</u>	<u>INCREASE (CREDIT)</u>
<b>71150</b>	<b>Alternative Instruction Program</b>		
430	Textbooks - Electronic	126,000.00	
<b>72130</b>	<b>Other Student Support</b>		
309	Contracts with Government Agencies	50,000.00	
790	Other Equipment	24,000.00	
<b>72710</b>	<b>Transportation</b>		
312	Contracts with Private Agencies		200,000.00
<b>TOTAL CHANGES IN ESTIMATED EXPENDITURES</b>		<u><b>200,000.00</b></u>	<u><b>200,000.00</b></u>
<u>ESTIMATED FUND BALANCE</u>		<u>DECREASE (DEBIT)</u>	<u>INCREASE (CREDIT)</u>
39000 Unassigned		<u>-</u>	<u>-</u>
<b>TOTAL INCREASE IN ESTIMATED FUND BALANCE</b>		<u><b>-</b></u>	<u><b>-</b></u>

24th day of June, 2024.

\_\_\_\_\_  
Terry Bell, County Executive

ATTEST:

\_\_\_\_\_  
Lesa Scott, County Clerk

- ( ) Passed this the 24th day of June, 2024.
- ( ) Failed for lack of second this the 24th day of June, 2024.
- ( ) Failed on vote this the 24th day of June, 2024.
- ( ) Withdrawn this the 24th day of June, 2024.
- ( ) Tabled this the 24th day of June, 2024.
- ( ) Amended this the 24th day of June, 2024.

Estimated Net changes in Revenues	-
Estimated Net Changes in Expenditures	-
Estimated Net changes in Fund Balance	<u>-</u>
Amendment is in Balance	<u><u>-</u></u>

Line items transfers

## Warren County Board of Commissioners Agenda Item Report

Meeting Date: June 24, 2024

Submitted by: Justin Cotten

Submitting Department: Finance Department

Item Type: Resolution

**Agenda Section:** NEW BUSINESS

---

**Subject:**

Resolution No. 6-2024

A resolution making appropriations to non-profit charitable organizations for FY24/25

**Suggested Action:**

**Attachments:**

[Res 06-FY25 Nonprofit appropriations.pdf](#)

**BEFORE THE COUNTY LEGISLATIVE BODY  
OF WARREN COUNTY, TENNESSEE**

**A RESOLUTION MAKING APPROPRIATIONS TO  
NON-PROFIT CHARITABLE ORGANIZATIONS  
OF WARREN COUNTY, TENNESSEE  
FOR THE CURRENT FISCAL YEAR  
BEGINNING JULY 1, 2024 AND ENDING JUNE 30, 2025**

**WHEREAS**, Section 5-9-109, Tennessee Code Annotated, authorizes the County Legislative Body to make appropriations to non-profit organizations; and

**WHEREAS**, the Warren County Legislative Body recognizes the various non-profit charitable organizations located in Warren County have great need of funds to carry on their non-profit charitable work;

**NOW, THEREFORE, BE IT RESOLVED** by the Board of County Commissioners of Warren County, on this 24th day of June, 2024:

**SECTION 1.** That \$20,000.00 be appropriated to Centertown Volunteer Fire Department to promote the health and general welfare of the citizens of Warren County.

**SECTION 2.** That \$20,000.00 be appropriated to Collins River Volunteer Fire Department to promote the health and general welfare of the citizens of Warren County.

**SECTION 3.** That \$20,000.00 be appropriated to Harrison Ferry Volunteer Fire Department to promote the health and general welfare of the citizens of Warren County.

**SECTION 4.** That \$20,000.00 be appropriated to Morrison Volunteer Fire Department to promote the health and general welfare of the citizens of Warren County.

**SECTION 5.** That \$20,000.00 be appropriated to North Warren Volunteer Fire Department to promote the health and general welfare of the citizens of Warren County.

**SECTION 6.** That \$20,000.00 be appropriated to Rock Island/Campaign Volunteer Fire Department to promote the health and general welfare of the citizens of Warren County.

**SECTION 7.** That \$20,000.00 be appropriated to Viola Volunteer Fire Department to promote the health and general welfare of the citizens of Warren County.

**SECTION 8.** That \$195,000.00 be appropriated to Warren County Emergency Communications District to promote the health and general welfare of the citizens of Warren County.

**SECTION 9.** That \$5,000 be appropriated to Pregnancy Care Center of McMinnville to promote the health and general welfare of the Citizens of McMinnville and Warren County.

**SECTION 10.** That \$2,000.00 be appropriated to Caring Hearts United to promote the health and general welfare of the citizens of Warren County.

**SECTION 11.** That \$8,500.00 be appropriated to Families in Crisis to promote the health and general welfare of the citizens of Warren County.

**SECTION 12.** That \$6,000.00 be appropriated to Main Street McMinnville to promote the health and general welfare of the citizens of Warren County.

**SECTION 13.** That \$10,000.00 be appropriated to the McMinnville Special Games to promote the health and general welfare of the citizens of Warren County.

**SECTION 14.** That \$34,166.65 be appropriated to McMinnville-Warren County Senior Citizens Center/Warren County C.A.R.E.S. to promote the health and general welfare of the citizens of Warren County.

**SECTION 15.** That \$21,166.65 be appropriated to Warren County Home Delivery Meals to promote the health and general welfare of the citizens of Warren County.

**SECTION 16.** That \$120,000.00 be appropriated to Magness Memorial Library to promote the health and general welfare of the citizens of Warren County.

**SECTION 17.** That \$17,166.65 be appropriated to the Warren County A & L Fair to promote the health and general welfare of the citizens of Warren County.

**SECTION 18.** That \$5,500.00 be appropriated to McMinnville-Warren County Chamber of Commerce to promote the health and general welfare of the citizens of Warren County.

**SECTION 19.** That \$7,500.00 be appropriated to the McMinnville-Warren County Chamber of Commerce to promote the health and general welfare of the citizens of Warren County by providing an annual investment.

**SECTION 20.** That \$28,500.00 be appropriated to Warren County Rescue Squad to promote the health and general welfare of the citizens of Warren County.

**BE IT FURTHER RESOLVED** that all appropriations for Fiscal Year 2024 – 2025 enumerated in Sections 1 through 20 above are made subject to the following conditions:

1. That non-profit charitable organizations to which funds are appropriated shall file with the County Clerk and the disbursing official a copy of an annual report of its business affairs and transactions and the proposed use of the County's funds in accordance with the rules promulgated by the Comptroller of the Treasury, Chapter 038-0. Such annual report shall be prepared and certified by the chief financial officer of such nonprofit organization in accordance with Section 5-9-109, Tennessee Code Annotated.
2. That said funds must only be used by the named non-profit charitable organization in furtherance of their non-profit charitable purpose benefiting the general welfare of the residents of Warren County.
3. That it is the expressed interest of the County Commission of Warren County in providing these funds to the above named non-profit charitable organizations to be fully in compliance with Chapter 0380-2-0 of the Rules of the Comptroller of the Treasury, and Section 5-9-109 of Tennessee Code Annotated and any and all other laws which may apply to county appropriations is made subject to compliance with any and all of these laws and regulations.

**BE IT FURTHER RESOLVED**, that this resolution shall take effect immediately upon passage.

**DATED:** This the 24th day of June, 2024.

- ( ) Passed this the 24th day of June, 2024.
- ( ) Failed for lack of second this the 24th day of June, 2024.
- ( ) Failed on vote this the 24th day of June, 2024.
- ( ) Withdrawn this the 24th day of June, 2024.
- ( ) Tabled this the 24th day of June, 2024.
- ( ) Amended this the 24th day of June, 2024.

---

**TERRY BELL**  
**COUNTY EXECUTIVE**

**ATTEST:**

---

**LESA SCOTT, COUNTY COURT CLERK**

## Warren County Board of Commissioners Agenda Item Report

Meeting Date: June 24, 2024

Submitted by: Justin Cotten

Submitting Department: Finance Department

Item Type: Resolution

**Agenda Section:** NEW BUSINESS

---

**Subject:**

Resolution No. 7-2024

A resolution to authorize the County Road Superintendent to provide \$4,000 in gasoline to UCARS for FY24/25

**Suggested Action:**

**Attachments:**

[Res 07-FY25 UCARTS fuel donation.pdf](#)

**RESOLUTION NO. 7-2024**

**A RESOLUTION TO AUTHORIZE THE COUNTY ROAD SUPERINTENDENT  
TO PROVIDE \$4,000.00 IN GASOLINE  
TO THE UPPER CUMBERLAND AREA RURAL TRANSIT SYSTEM  
(UCARTS) FOR THE FISCAL YEAR 2024-2025**

**WHEREAS**, for the past several years Warren County has provided a donation in kind to UCARTS by allowing them to use a certain dollar amount of gasoline from the County Road budget; and

**WHEREAS**, the Warren County Highway & Bridge Committee has met and recommended that this Legislative Body, by this Resolution, approve a donation to UCARTS for Fiscal Year 2024-2025 of \$4,000.00 in gasoline; and

**NOW, THEREFORE, BE IT RESOLVED** by the Legislative Body of Warren County, Tennessee, as follows:

**SECTION 1.** That the Superintendent of Roads of Warren County, Tennessee is hereby authorized to donate \$4,000.00 in gasoline to UCARTS for the Fiscal Year 2024-2025; and

**SECTION 2.** That this Resolution shall take effect from and after the date of its passage, the welfare of the county requiring it.

- ( ) Passed this the 24th day of June, 2024.
- ( ) Failed for lack of second this the 24th day of June, 2024.
- ( ) Failed on vote this the 24th day of June, 2024.
- ( ) Withdrawn this the 24th day of June, 2024.
- ( ) Tabled this the 24th day of June, 2024.
- ( ) Amended this the 24th day of June, 2024.

---

**TERRY BELL  
COUNTY EXECUTIVE**

**ATTEST**

---

**LESA SCOTT, COUNTY CLERK**

## Warren County Board of Commissioners Agenda Item Report

Meeting Date: June 24, 2024

Submitted by: Justin Cotten

Submitting Department: Finance Department

Item Type: Resolution

**Agenda Section:** NEW BUSINESS

---

**Subject:**

Resolution No. 8-2024

A resolution to accept the Warren County School System Federal Programs Budget for FY24/25

**Suggested Action:**

**Attachments:**

[Res 08-FY25 Federal Programs Budget.pdf](#)

**A RESOLUTION TO ACCEPT THE WARREN COUNTY SCHOOL SYSTEM  
FEDERAL PROGRAMS BUDGET  
AS PRESENTED BY APPROPRIATE FEDERAL AGENCIES  
WITHOUT REQUIRING APPROVAL  
OF THE LEGESLATIVE BODY OF WARREN COUNTY, TENNESSEE**

**WHEREAS**, the Warren County School System is funded in part by federal monies which are appropriated to designated programs through the Warren County Schools Federal Programs budget; and

**WHEREAS**, the State of Tennessee monitors the use of Federal Programs monies, thereby ensuring adequate and thorough accountability regarding use of funds; and

**WHEREAS**, Warren County Government serves as the Pass-Through Agency for receiving and disbursing Federal Programs funds and is not authorized to appropriate said funds; and

**WHEREAS**, a copy of the Federal Programs Budget is maintained in the office of the Warren County Finance Director and is available for public review; and

**WHEREAS**, the practice of obtaining Warren County Commission approval of the Federal Programs budget is not required and causes unnecessary delay of state approval, ultimately resulting in a finding of Material Noncompliance under Government Auditing Standards;

**NOW, THEREFORE, BE IT RESOLVED** by the Legislative Body of Warren County, Tennessee, meeting in regular session on this the 24<sup>th</sup> day of June, 2024 in McMinnville, Warren County, Tennessee as follows:

**SECTION 1.** That the Warren County Schools Federal Programs budget be accepted as presented by appropriate federal agencies without requiring approval of the Legislative Body of Warren County, Tennessee; and

**SECTION 2.** That this Resolution shall take effect from and after the date of its passage, the public welfare requiring it.

- ( ) Passed this the 24<sup>th</sup> day of June, 2024
- ( ) Failed for lack of second this the 24<sup>th</sup> day of June, 2024
- ( ) Failed on vote this the 24<sup>th</sup> day of June, 2024
- ( ) Withdrawn this the 24<sup>th</sup> day of June, 2024
- ( ) Tabled this the 24<sup>th</sup> day of June, 2024
- ( ) Amended this the 24<sup>th</sup> day of June, 2024

---

**TERRY BELL**  
**COUNTY EXECUTIVE**

**ATTEST**

---

**LESA SCOTT**  
**COUNTY CLERK**

## Warren County Board of Commissioners Agenda Item Report

Meeting Date: June 24, 2024

Submitted by: Justin Cotten

Submitting Department: Finance Department

Item Type: Resolution

**Agenda Section:** NEW BUSINESS

---

**Subject:**

Resolution No. 9-2024

Resolution fixing the tax levy for FY24/25

**Suggested Action:**

**Attachments:**

[Res 09-FY25 Tax Levy.pdf](#)

RESOLUTION FIXING THE TAX LEVY IN  
WARREN, TENNESSEE  
FOR THE FISCAL YEAR BEGINNING JULY 1, 2024

Resolution No. 9-2024

SECTION 1. BE IT RESOLVED by the Board of County Commissioners of Warren County, Tennessee, assembled in regular session on this 24th day of June, 2024, that the combined property tax rate for Warren County, Tennessee for the fiscal year beginning July 1, 2024 shall be \$1.9677 on each \$100.00 of taxable property, which is to provide revenue for each of the following funds and otherwise conform to the following levies:

Fund	Rate
General	\$ 1.2798
Solid Waste/Sanitation	0.0000
Ambulance Service	0.1406
Highway/Public Works	0.0672
General Purpose School	0.3363
General Debt Service	0.1438
Total	\$ 1.9677

SECTION 2. BE IT FURTHER RESOLVED that there is hereby levied a gross receipts tax as provided by law. The proceeds of the gross receipts tax herein levied shall accrue to the General Fund.

SECTION 3. BE IT FURTHER RESOLVED that all collections of Wholesale Beer Tax be allocated to the General Fund for the use of the Sanitation department for site development, equipment purchases, and equipment maintenance.

SECTION 4. BE IT FURTHER RESOLVED that the State Revenue Sharing - T. V. A. be allocated on the following basis:

General Fund	59.44%
Highway/Public Works Fund	3.64%
General Purpose School Fund	36.92%
Total	100.00%

SECTION 5. BE IT FURTHER RESOLVED, that the State Revenue Sharing - Telecommunications and Bank Excise Taxes be allocated according to the subdivision of the tax levy each year.

SECTION 6. BE IT FURTHER RESOLVED that all collections of Local Option Sales Tax be allocated on the following basis:

General Fund	50.00%
General Purpose Schools Fund	50.00%
Total	100.00%

SECTION 7. BE IT FURTHER RESOLVED that all resolutions of the Board of County Commissioners of Warren County, Tennessee, which are in conflict with this resolution are hereby repealed.

SECTION 8. BE IT FURTHER RESOLVED that this resolution take effect from and after its passage, the public welfare requiring it. This resolution shall be spread upon the minutes of the Board of County Commissioners.

Passed this 24th day of June, 2024.

## Warren County Board of Commissioners Agenda Item Report

Meeting Date: June 24, 2024

Submitted by: Justin Cotten

Submitting Department: Finance Department

Item Type: Resolution

**Agenda Section:** NEW BUSINESS

---

**Subject:**

Resolution No. 10-2024

FY24/25 Appropriations Resolution

**Suggested Action:**

**Attachments:**

[Res 10-FY25 Budget Appropriation.pdf](#)

**THE BUDGET  
OF  
WARREN COUNTY, TENNESSEE**

**THE APPROPRIATION RESOLUTION**

**THE TAX LEVY RESOLUTION**

**AND**

**BUDGET STATEMENTS OF THE**

**INDIVIDUAL FUNDS**

**FOR THE FISCAL YEAR ENDING JUNE 30, 2025**

---

---

WARREN COUNTY, TENNESSEE

Budget for the Year Ending June 30, 2025

TABLE OF CONTENTS

---

---

		<u>Page(s)</u>
Transmittal Letter		3
The Appropriation Resolution		4 - 8
The Tax Levy Resolution		9
	<u>Statement</u>	
Summary Statement of Proposed Operations	A	10
Statement of Estimated Revenue from Current Property Taxes	B	11
General Fund:		
Statement of Proposed Operations:	C	12 - 27
Schedule of Supplemental Information	C - 1	28
Special Revenue Funds:		
Statement of Proposed Operations:		
Solid Waste/Sanitation	D - 1	29 - 30
Ambulance Service Fund	D - 2	31 - 33
Drug Control Fund	D - 3	34
Highway/Public Works Fund	D - 4	35 - 37
General Purpose School Fund	D - 5	38 - 45
Central Cafeteria Fund	D - 6	46-47
Debt Service Fund:		
Statement of Proposed Operations:		
General Debt Service Fund	E	48-49

To the Members of the Board  
of County Commissioners  
Warren County, Tennessee

We submit for your consideration the proposed budget of Warren County for the year beginning July 1, 2024 and ending June 30, 2025. In addition to other County revenue, a tax rate of \$1.9677 will be required to finance the regular budget. The summary below shows the total estimated expenditures for each fund and the portion of the tax rate required for each fund.

Fund	Estimated Expenditures	Tax Rate Required
General	\$ 26,056,910.58	\$ 1.2798
Solid Waste/Sanitation	-	0.0000
Ambulance Service	4,838,651.00	0.1406
Drug Control	118,200.00	0.0000
Highway/Public Works	5,466,614.00	0.0672
General Purpose Schools	72,576,065.00	0.3363
Central Cafeteria	6,940,042.00	0.0000
General Debt Service	<u>8,976,880.00</u>	<u>0.1438</u>
	<u>\$ 124,973,362.58</u>	<u>\$ 1.9677</u>

Respectfully Submitted,

WARREN COUNTY BUDGET AND FINANCE COMMITTEE

Scott Rubley Chairman

Carl D. Bouldin

Chisty Ross

Tommy Savage

Cole Taylor

RESOLUTION NO. 10-2024

A RESOLUTION MAKING APPROPRIATIONS FOR THE VARIOUS FUNDS,  
DEPARTMENTS, INSTITUTIONS, OFFICES AND AGENCIES OF  
WARREN COUNTY, TENNESSEE  
FOR THE YEAR BEGINNING JULY 1, 2024 AND ENDING JUNE 30, 2025

SECTION 1. BE IT RESOLVED by the Board of County Commissioners of Warren County, Tennessee, assembled in regular session on this 24th day of June, 2024 that the amounts hereafter set out are hereby appropriated for the purpose of meeting the expenses of the various funds, departments, institutions, offices and agencies of Warren County, Tennessee; for the capital outlay and for meeting the payment of principal and interest on the county's outstanding debt maturing during the year beginning July 1, 2024 and ending June 30, 2025 according to the following schedule:

GENERAL FUND

51100	County Commission	\$	165,100.00
51210	Board of Equalization		3,300.00
51300	County Mayor/Executive		264,554.00
51400	County Attorney		110,000.00
51500	Election Commission		436,979.00
51600	Register of Deeds		326,628.00
51710	Development		500.00
51720	Planning		19,230.00
51750	Codes Compliance		131,101.00
51800	County Buildings		489,318.00
51810	Other Facilities		397,840.00
51900	Other General Administration		117,000.00
51910	Preservation of Records		500.00
52100	Accounting and Budgeting		873,593.00
52200	Purchasing		9,500.00
52300	Property Assessor's Office		535,807.00
52400	County Trustee's Office		442,485.00
52500	County Clerk's Office		518,458.00
53100	Circuit Court		801,546.00
53300	General Sessions Court		325,285.00
53330	Drug Court		123,485.00
53400	Chancery Court		395,537.00
53500	Juvenile Court		316,901.00
53600	District Attorney General		131,599.50
53700	Judicial Commissioners		241,516.00
53900	Other Administration of Justice		65,981.00
53930	Victim Assistance Programs		30,000.00
54110	Sheriff's Department		5,034,383.21
54120	Special Patrols		406,529.42
54160	Administration of the Sexual Offender Registry		6,804.00
54210	Jail		4,892,440.91
54240	Juvenile Services		10,000.00
54250	Work Release Program		15,000.00
54610	County Coroner/Medical Examiner		108,200.00
54710	Public Safety Grants Program		156,000.00
54900	Other Public Safety		788,424.30
55110	Local Health Center		104,447.00
55120	Rabies and Animal Control		282,180.00
55170	Alcohol and Drug Programs		103,125.00
55190	Other Local Health Services		810,192.00
55310	Regional Mental Health Center		45,000.00

55390	Appropriation to State	52,203.00
55510	General Welfare Assistance	8,000.00
55590	Other Local Welfare Services	60,000.00
55731	Waste Pickup	457,488.00
55732	Convenience Centers	1,224,454.00
55751	Recycling Center	120,017.00
55759	Other Waste Disposal	64,900.00
55900	Other Public Health and Welfare	129,500.00
56300	Senior Citizens Assistance	55,333.30
56500	Libraries	120,000.00
56700	Parks and Fair Boards	17,166.65
57100	Agricultural Extension Service	181,961.29
57300	Forest Service	2,000.00
57500	Soil Conservation	132,386.00
58110	Tourism	17,000.00
58190	Other Economic and Community Development	116,000.00
58220	Airport	1,353,990.00
58300	Veterans' Services	37,067.00
58400	Other Charges	821,800.00
58500	Contributions to Other Agencies	5,500.00
58600	Employee Benefits	1,038,175.00
58900	Miscellaneous	5,500.00
	Total General Fund	\$ <u>26,056,910.58</u>

AMBULANCE SERVICE FUND

54410	Civil Defense	\$ 60,469.00
54420	Rescue Squad	28,500.00
55130	Ambulance/Emergency Medical Services	<u>4,749,682.00</u>
	Total Ambulance Service Fund	\$ <u>4,838,651.00</u>

DRUG CONTROL FUND

54150	Drug Enforcement	\$ <u>118,200.00</u>
	Total Drug Control Fund	\$ <u>118,200.00</u>

HIGHWAY/PUBLIC WORKS FUND

61000	Administration	\$ 233,314.00
62000	Highway and Bridge Maintenance	2,755,000.00
63100	Operation and Maintenance of Equipment	348,000.00
65000	Other Charges	193,050.00
66000	Employee Benefits	187,750.00
68000	Capital Outlay	<u>1,749,500.00</u>
	Total Highway/Public Works Fund	\$ <u>5,466,614.00</u>

GENERAL PURPOSE SCHOOL FUND

71100	Regular Instruction Program	\$	33,450,400.00
71150	Alternative Instruction Program		735,350.00
71200	Special Education Program		4,947,775.00
71300	Career and Technical Education Program		2,872,271.00
72110	Attendance		850,500.00
72120	Health Services		1,530,700.00
72130	Other Student Support		2,705,300.00
72210	Regular Instruction Program		2,073,417.00
72215	Alternative Instruction Program		302,900.00
72220	Special Education Program		768,000.00
72230	Career and Technical Education Program		392,320.00
72250	Technology		967,600.00
72310	Board of Education		1,726,400.00
72320	Director of Schools		217,500.00
72410	Office of the Principal		3,104,800.00
72510	Fiscal Services		536,000.00
72520	Human Services/Personnel		124,250.00
72610	Operation of Plant		4,597,900.00
72620	Maintenance of Plant		2,960,900.00
72710	Transportation		3,273,472.00
73300	Community Services		231,510.00
73400	Early Childhood Education		1,001,300.00
76100	Regular Capital Outlay		<u>3,205,500.00</u>
	Total General Purpose School Fund	\$	<u>72,576,065.00</u>

CENTRAL CAFETERIA FUND

73100	Food Service	\$	<u>6,940,042.00</u>
	Total Central Cafeteria Fund	\$	<u>6,940,042.00</u>

GENERAL DEBT SERVICE FUND

82110	General Government	\$	5,259,140.00
82130	Education		2,372,700.00
82210	General Government		294,500.00
82230	Education		961,000.00
82310	General Government		82,100.00
82330	Education		<u>7,440.00</u>
	Total General Debt Service Fund	\$	<u>8,976,880.00</u>

BE IT FURTHER RESOLVED, that the budget for the School Federal Projects Fund shall be the budget approved for separate projects within the fund by the Tennessee Department of Education.

SECTION 2. BE IT FURTHER RESOLVED that there are also hereby appropriated certain portions of the commissions and fees for collecting taxes and licenses and for administering others funds which the trustee, county clerk, circuit court clerk, clerk and master, register, and sheriff and their officially authorized deputies and assistants may be entitled to receive under state laws heretofore or hereafter enacted. Expenditures out of commissions and/or fees collected by the trustee, county clerk, circuit court clerk, clerk and master, register, and sheriff may be made for such purposes and in such amounts as may be authorized by existing law or by valid order of any court having power to make such appropriations. Any excess commissions and/or fees collected over and above the expenditures duly and conclusively authorized shall be paid over to the trustee and converted to the General Fund as required by law.

BE IT FURTHER RESOLVED that if any fee officials, as enumerated in Section 8-22-101, Tennessee Code Annotated (TCA), operate under provisions of Section 8-22-104 TCA, provisions of the preceding paragraph shall not apply to those particular officials.

SECTION 3. BE IT FURTHER RESOLVED that any amendment to the budget, except for amendments to the budget for funds under the supervision of the director of schools, shall be approved as provided for in Section 5-9-407, TCA. The director of schools must receive approval of the Board of Education for transfers within each major category of the budget and approval of both the Board of Education and the Board of County Commissioners for transfers between major categories as required by law.

One copy of each amendment shall be filed with the county clerk, one copy with the chairman of the Budget Committee, and one copy with each divisional or department head concerned. The reason(s) for each transfer shall be clearly stated; however, this section shall in no case whatsoever be construed as authorizing transfer from one fund to another, but shall apply solely to transfers within a certain fund.

SECTION 4. BE IT FURTHER RESOLVED that any appropriations made by this resolution which cover the same purpose for which a specific appropriation is made by statute is made in lieu of but not in addition to said statutory appropriation. The salary, wages, and remuneration of each officer, employee, or agent of the government shall not be in excess of the amounts authorized by existing law or as set forth in the estimate of expenditures which accompanies this resolution. Provided, however, that appropriations for such salaries, wages, or other remuneration hereby authorized shall in no case be construed as permitting expenditures for an office, agency, institution, division or department of the government in excess of the appropriation made herein for such office, agency, institution, division or department of the government. Such appropriation shall constitute the limit to the expenditures of any office, agency, institution, division or department for the year ending June 30, 2025. The aggregate expenditures for any item of appropriation shall in no instance be more than the amount herein appropriated for such item.

SECTION 5. BE IT FURTHER RESOLVED that any resolution which may hereafter be presented to the Board of County Commissioners providing for appropriations in addition to those made by the Budget Appropriation Resolution shall specifically provide sufficient revenue or other funds actually to be provided during the year in which the expenditure is to be made to meet such additional appropriation. Said appropriating resolution shall be submitted to and approved by the state director of local finance after its adoption as provided by Section 9-21-402, TCA.

SECTION 6. BE IT FURTHER RESOLVED that the county executive and county clerk are hereby authorized to borrow money on revenue anticipation notes, provided such notes are first approved by the state director of local finance, to pay for the expenses herein authorized until the taxes or other revenue for the year 2024 - 2025 have been collected. The proceeds of loans for each individual fund shall not exceed 60% of the appropriations of each fund and shall be used only to pay the expenses and other requirements of the fund for which the loan is made. The loan shall be paid out of revenue from the fund for which the money is borrowed. The notes evidencing the loans authorized under this section shall be issued under the applicable sections of Title 9, Chapter 21, TCA. Said notes shall be signed by the county executive and countersigned by the county clerk and shall mature and be paid in full without renewal not later than June 30, 2025.

SECTION 7. BE IT FURTHER RESOLVED that the delinquent county property taxes for the year 2022 and prior years and the interest and penalty thereon collected during the year ending June 30, 2025, shall be apportioned to the various government funds according to the subdivision of the tax levy for the year 2024. The clerk and master and trustee are hereby authorized and directed to make such apportionment accordingly.

SECTION 8. BE IT FURTHER RESOLVED that all unencumbered balances of appropriations remaining at the end of the year shall lapse and be of no further effect at the end of the year at June 30, 2025.

SECTION 9. BE IT FURTHER RESOLVED that any resolution or part of a resolution which heretofore has been passed by the Board of County Commissioners which is in conflict with any provision of this resolution be and the same is hereby repealed.

SECTION 10. BE IT FURTHER RESOLVED that this resolution shall take effect from and after its passage and its provisions shall be in force from and after July 1, 2024. This resolution shall be spread upon the minutes of the Board of County Commissioners.

Passed this 24th day of June, 2024.

RESOLUTION FIXING THE TAX LEVY IN  
WARREN, TENNESSEE  
FOR THE FISCAL YEAR BEGINNING JULY 1, 2024

Resolution No. 9-2024

SECTION 1. BE IT RESOLVED by the Board of County Commissioners of Warren County, Tennessee, assembled in regular session on this 24th day of June, 2024, that the combined property tax rate for Warren County, Tennessee for the fiscal year beginning July 1, 2024 shall be \$1.9677 on each \$100.00 of taxable property, which is to provide revenue for each of the following funds and otherwise conform to the following levies:

Fund	Rate
General	\$ 1.2798
Solid Waste/Sanitation	0.0000
Ambulance Service	0.1406
Highway/Public Works	0.0672
General Purpose School	0.3363
General Debt Service	0.1438
Total	\$ 1.9677

SECTION 2. BE IT FURTHER RESOLVED that there is hereby levied a gross receipts tax as provided by law. The proceeds of the gross receipts tax herein levied shall accrue to the General Fund.

SECTION 3. BE IT FURTHER RESOLVED that all collections of Wholesale Beer Tax be allocated to the General Fund for the use of the Sanitation department for site development, equipment purchases, and equipment maintenance.

SECTION 4. BE IT FURTHER RESOLVED that the State Revenue Sharing - T. V. A. be allocated on the following basis:

General Fund	59.44%
Highway/Public Works Fund	3.64%
General Purpose School Fund	36.92%
Total	100.00%

SECTION 5. BE IT FURTHER RESOLVED, that the State Revenue Sharing - Telecommunications and Bank Excise Taxes be allocated according to the subdivision of the tax levy each year.

SECTION 6. BE IT FURTHER RESOLVED that all collections of Local Option Sales Tax be allocated on the following basis:

General Fund	50.00%
General Purpose Schools Fund	50.00%
Total	100.00%

SECTION 7. BE IT FURTHER RESOLVED that all resolutions of the Board of County Commissioners of Warren County, Tennessee, which are in conflict with this resolution are hereby repealed.

SECTION 8. BE IT FURTHER RESOLVED that this resolution take effect from and after its passage, the public welfare requiring it. This resolution shall be spread upon the minutes of the Board of County Commissioners.

Passed this 24th day of June, 2024.

Warren County, Tennessee  
 Summary Statement of Proposed Operations  
 For the Fiscal Year Ending June 30, 2025

A

Fund	Estimated Beginning Fund Balance 7/1/2024	Estimated Revenue	Notes Issued	Total Estimated Available Funds	Estimated Expenditures	Total Appropriations	Estimated Ending Fund Balance 6/30/2025
General	10,190,345.14	25,147,396.69	0.00	35,337,741.84	26,056,910.58	26,056,910.58	9,280,831.26
Solid Waste/Sanitation	0.00	0.00	0.00	0.00	0.00	0.00	0.00
Ambulance Service	1,603,962.03	4,266,009.51	0.00	5,869,971.54	4,838,651.00	4,838,651.00	1,031,320.54
Drug Control	158,889.26	68,000.00	0.00	226,889.26	118,200.00	118,200.00	108,689.26
Highway/Public Works	1,318,413.87	5,335,004.25	0.00	6,653,418.12	5,466,614.00	5,466,614.00	1,186,804.12
General Purpose School	26,124,980.47	70,058,984.00	0.00	96,183,964.47	72,576,065.00	72,576,065.00	23,607,899.47
Central Cafeteria	3,929,724.00	3,932,842.00	0.00	7,862,566.00	6,940,042.00	6,940,042.00	922,524.00
General Debt Service	13,106,294.90	9,665,622.51	0.00	22,771,917.41	8,976,880.00	8,976,880.00	13,795,037.41
<b>Total</b>	<b>56,432,609.67</b>	<b>118,473,858.97</b>	<b>0.00</b>	<b>174,906,468.64</b>	<b>124,973,362.58</b>	<b>124,973,362.58</b>	<b>49,933,106.06</b>

Warren County, Tennessee  
Statement of Estimated Revenue from Current Property Taxes  
2023 Assessments Based Upon Estimated  
Assessed Valuation of \$ 918,475,665

B

Fund	Proposed Tax Rate	Amount of Tax Levy	Reserve for Delinquency 6%	Net Estimated Collection of Taxes
General	\$ 1.2798	\$ 11,754,652	\$ 705,279	\$ 11,049,373
Solid Waste/Sanitation	0.0000	0	0	0
Ambulance Service	0.1406	1,291,377	77,483	1,213,894
Highway/Public Works	0.0672	617,216	37,033	580,183
General Purpose School	0.3363	3,088,834	185,330	2,903,504
General Debt Service	0.1438	1,320,768	79,246	1,241,522
	<u>\$ 1.9677</u>	<u>\$ 18,072,848</u>	<u>\$ 1,084,372</u>	<u>\$ 16,988,476</u>

Warren County, Tennessee  
 General Fund  
 Statement of Proposed Operations  
 For the Fiscal Year Ending June 30, 2025

C

Account No.	Description	Actual 2022 - 2023	Estimated 2023 - 2024	Estimated 2024 - 2025
<u>Estimated Revenues</u>				
40000	<u>LOCAL TAXES</u>			
40100	County Property Taxes			
40110	Current Property Tax	\$ 9,181,713.81	10,512,350.00	11,049,373.00
40111	Current Property Tax - Tax Increment Financing	0.00	104,680.00	34,000.00
40115	Discount on Property Taxes	(91,598.33)	(117,786.00)	(93,000.00)
40120	Trustee's Collections - Prior Year	205,360.06	256,735.00	325,202.00
40125	Trustee's Collections - Bankruptcy	843.24	3,000.00	6,504.00
40130	Circuit Clerk/Clerk and Master Collections - Prior Yea	50,558.17	120,000.00	97,561.00
40140	Interest and Penalty	44,961.40	57,000.00	61,788.00
40161	Payments in-Lieu-of Taxes - T.V.A.	18,898.44	22,635.88	24,065.00
40162	Payments in-Lieu-of Taxes - Local Utilities	58,673.04	82,175.00	91,057.00
40163	Payments in-Lieu-of Taxes - Other	310,103.41	415,000.00	432,519.00
40200	County Local Option Taxes			
40210	Local Option Sales Tax	1,783,680.41	2,300,000.00	2,340,000.00
40220	Hotel/Motel Tax	169,646.65	0.00	0.00
40250	Litigation Tax - General	90,117.95	67,000.00	90,000.00
40260	Litigation Tax - Special Purpose	7,284.88	8,400.00	8,000.00
40266	Litigation Tax - Jail, Workhouse, or Courthouse	122,431.02	120,000.00	125,000.00
40268	Litigation Tax - Courthouse Security	82,513.01	90,000.00	92,000.00
40270	Business Tax	577,190.55	575,000.00	580,000.00
40275	Mixed Drink Tax	19,936.26	25,000.00	15,000.00
40300	Statutory Local Taxes			
40320	Bank Excise Tax	108,719.31	180,000.00	143,100.00
40330	Wholesale Beer Tax	83,437.76	185,000.00	220,000.00
	Total Local Taxes	\$ 12,824,471.04	\$ 15,006,189.88	\$ 15,642,169.00
41000	<u>LICENSES AND PERMITS</u>			
41100	Licenses			
41110	Marriage Licenses	\$ 2,736.00	2,800.00	3,300.00
41140	Cable TV Franchise	172,786.90	200,000.00	220,000.00
41500	Permits			
41510	Beer Permits	3,071.76	3,000.00	3,000.00
41520	Building Permits	232,129.66	687,000.00	150,000.00
41590	Other Permits	520.00	500.00	500.00
	Total Licenses and Permits	\$ 411,244.32	\$ 893,300.00	\$ 376,800.00
42000	<u>FINES, FORFEITURES AND PENALTIES</u>			
42100	Circuit Court			
42110	Fines	\$ 11,273.16	5,000.00	9,000.00
42120	Officers Costs	16,704.78	18,000.00	20,000.00
42141	Drug Court Fees	41,399.07	45,000.00	43,000.00
42150	Jail Fees	7,345.37	9,200.00	9,500.00
42180	DUI Treatment Fines	2,070.99	2,000.00	2,000.00
42190	Data Entry Fee - Circuit Court	2,674.00	2,500.00	2,800.00
42191	Courtroom Security Fee	7.60	12.00	10.00
42192	Victims Assistance Assessments	12,472.87	12,400.00	12,000.00
42300	General Sessions Court			
42310	Fines	35,404.29	37,000.00	39,000.00
42311	Fines for Littering	9.50	0.00	0.00
42320	Officers Costs	76,156.69	50,000.00	60,000.00
42330	Game and Fish Fines	1,398.25	1,500.00	500.00
42340	Drug Control Fines	0.00	0.00	0.00
42341	Drug Court Fees	37,331.45	33,250.00	44,000.00
42350	Jail Fees	21,941.00	24,000.00	26,000.00
42351	Interpreter Fee	0.00	19.00	0.00
42380	DUI Treatment Fines	8,250.66	8,400.00	9,000.00
42390	Data Entry Fee - General Sessions Court	11,918.00	13,000.00	14,000.00
42392	Victims Assistance Assessments	17,606.70	15,000.00	16,000.00
42400	Juvenile Court			

42410	Fines	\$	17,331.32	3,000.00	8,750.00
42420	Officers Costs		6,736.92	6,800.00	7,000.00
42450	Jail Fees		4,630.77	4,000.00	1,000.00
42490	Data Entry Fee - Juvenile Court		1,489.27	900.00	1,200.00
42500	Chancery Court				
42520	Officers Costs		3,279.82	1,000.00	2,000.00
42530	Data Entry Fee - Chancery Court		2,441.00	3,550.00	3,800.00
42810	Fines		1,143.31	240.00	0.00
42900	Other Fines, Forfeitures, and Penalties				
42910	Proceeds from Confiscated Property		(1,147.50)	0.00	0.00
42990	Other Fines, Forfeitures, and Penalties		0.00	0.00	0.00
	<b>Total Fines, Forfeitures and Penalties</b>	\$	<b>339,869.29</b>	<b>\$ 295,771.00</b>	<b>\$ 330,560.00</b>
43000	<b>CHARGES FOR CURRENT SERVICES</b>				
43100	General Service Charges				
43110	Tipping Fees	\$	10,717.04	0.00	0.00
43116	Surcharge - Waste Tire Disposal		6,843.00	23,000.00	20,000.00
43190	Other General Service Charges		82,173.28	62,000.00	75,000.00
43300	Fees				
43330	Engineer Review Fees		3,700.00	5,300.00	4,000.00
43350	Copy Fees		841.57	700.00	800.00
43366	Greenbelt Late Application Fee		150.00	150.00	50.00
43370	Telephone Commissions		134,010.65	161,571.43	165,000.00
43383	Additional Fees - Titling and Registration		35,322.00	40,500.00	42,000.00
43392	Data Processing Fee - Register		12,452.00	15,000.00	17,000.00
43394	Data Processing Fee - Sheriff		4,969.91	4,200.00	4,500.00
43395	Sexual Offender Registration Fee - Sheriff		3,150.00	4,500.00	3,500.00
43396	Data Processing Fee - County Clerk		3,060.00	3,200.00	3,200.00
43399	Vehicle Insurance Coverage and Reinstatement Fees		3,615.00	6,400.00	4,500.00
43990	Other Charges for Services		0.00	12,702.55	0.00
	<b>Total Charges for Current Services</b>	\$	<b>301,004.45</b>	<b>\$ 339,223.98</b>	<b>\$ 339,550.00</b>
44000	<b>OTHER LOCAL REVENUES</b>				
44100	Recurring Items				
44110	Investment Income	\$	273.20	121,675.00	0.00
44120	Lease/Rentals/PPP		160,171.90	538,416.00	504,500.00
44130	Sale of Materials and Supplies		6,125.20	6,800.00	6,000.00
44131	Commissary Sales		97,400.24	125,000.00	115,000.00
44135	Sale of Gasoline		224,568.39	275,429.00	300,000.00
44140	Sale of Maps		625.00	0.00	0.00
44145	Sale of Recycled Materials		27,161.55	61,714.00	82,000.00
44150	Sale of Animals/Livestock		11,594.00	7,714.29	13,000.00
44170	Miscellaneous Refunds		24,409.18	18,000.00	10,000.00
44180	Expenditure Credits		1,713.50	1,800.00	1,500.00
44500	Nonrecurring Items				
44530	Sale of Equipment		34,328.29	20,000.00	0.00
44540	Sale of Property		4,000.00	0.00	0.00
44560	Damages Recovered from Individuals		0.00	0.00	0.00
44570	Contributions and Gifts		0.00	0.00	0.00
44990	Other Local Revenues		35,209.32	0.00	0.00
	<b>Total Other Local Revenues</b>	\$	<b>627,579.77</b>	<b>\$ 1,176,548.29</b>	<b>\$ 1,032,000.00</b>
45000	<b>FEES RECEIVED FROM COUNTY OFFICIALS</b>				
45190	Trustee		182,719.43		
45500	Fees In-Lieu-of Salary				
45510	County Clerk		430,251.36	540,000.00	550,000.00
45520	Circuit Court Clerk		410,414.39	455,000.00	450,000.00
45550	Clerk and Master		105,698.61	147,500.00	138,000.00
45580	Register		201,220.79	179,100.00	200,000.00
45590	Sheriff		15,368.90	13,750.00	14,500.00
45610	Trustee		759,100.15	952,000.00	1,000,000.00
	<b>Total Fees Received from County Officials</b>	\$	<b>2,104,773.63</b>	<b>\$ 2,287,350.00</b>	<b>\$ 2,352,500.00</b>
46000	<b>STATE OF TENNESSEE</b>				
46100	General Government Grants				
46110	Juvenile Services Program	\$	9,000.00	9,000.00	4,500.00
46120	Airport Maintenance Program		1,486,060.00	150,000.00	40,725.00
46170	Solid Waste Grants		0.00	18,000.00	0.00
46200	Public Safety Grants				

46290	Other Public Safety Grants	297,823.74	365,000.00	718,549.05
46300	Health and Welfare Grants			
46310	Health Department Programs	389,268.38	511,200.00	810,192.00
46400	Public Works Grants			
46430	Litter Program	2,574.88	49,900.00	49,900.00
46800	Other State Revenues			
46810	Flood Control	0.00	500.00	0.00
46830	Beer Tax	19,199.62	19,200.00	20,000.00
46835	Vehicle Certificate of Title Fees	8,309.15	13,000.00	15,000.00
46840	Alcoholic Beverage Tax	104,503.15	105,000.00	105,000.00
46845	Opioid Settlement Funds - TN Abatement Council	314,008.54	220,281.00	0.00
46851	State Revenue Sharing - T.V.A.	129,472.55	526,000.00	528,000.00
46852	State Revenue Sharing - Telecommunications	72,793.86	89,000.00	104,064.64
46855	State Shared Sports Gaming Privilege	15,441.09	35,000.00	19,500.00
46915	Contracted Prisoner Boarding	968,515.00	576,300.00	400,000.00
46960	Registrar's Salary Supplement	15,164.00	15,164.00	15,164.00
46980	Other State Grants	401,545.65	67,000.00	0.00
46990	Other State Revenues	56,023.52	915,000.00	915,900.00
	<b>Total State of Tennessee</b>	<b>\$ 4,289,703.13</b>	<b>\$ 3,684,545.00</b>	<b>\$ 3,746,494.69</b>
47000	<b>FEDERAL GOVERNMENT</b>			
47100	Federal Through State			
47250	Law Enforcement Grants	\$ 100,763.79	85,200.00	20,000.00
47402	American Rescue Plan Act Grant #2	13,000.00	0.00	0.00
47403	American Rescue Plan Act Grant #3	32,000.00	0.00	0.00
47590	Other Federal through State	859,844.17	848,257.14	433,741.00
47600	Direct Federal Revenue			
47640	ROTC Reimbursement	3,143.74	3,134.74	0.00
47690	Medicare	12,600.00	12,600.00	14,000.00
47990	Other Direct Federal Revenue	76,361.41	65,000.00	30,000.00
	<b>Total Federal Government</b>	<b>\$ 1,097,713.11</b>	<b>\$ 1,014,191.88</b>	<b>\$ 497,741.00</b>
48000	<b>OTHER GOVERNMENTS AND CITIZENS GROUPS</b>			
48100	Other Governments			
48130	Contributions	\$ 6,959,499.51	217,260.00	829,582.00
48610	Donations	6,971.50	7,100.00	
48990	Other	27,032.57	14,000.00	0.00
	<b>Total Other Governments &amp; Citizens Groups</b>	<b>\$ 6,993,503.58</b>	<b>\$ 238,360.00</b>	<b>\$ 829,582.00</b>
49000	<b>OTHER SOURCES (Non-Revenue)</b>			
49700	Insurance Recovery	1,971.29		
49800	Transfers In	0.00	0.00	0.00
	<b>Total Estimated Other Sources</b>	<b>\$ 1,971.29</b>	<b>\$ 0.00</b>	<b>\$ 0.00</b>
	<b>Total Estimated Revenues and Other Sources</b>	<b>\$ 28,991,833.61</b>	<b>\$ 24,935,480.03</b>	<b>\$ 25,147,396.69</b>
	<b>Estimated Expenditures</b>	<b>28,991,833.61</b>	<b>24,935,480.03</b>	<b>25,147,396.69</b>
51000	<b>GENERAL ADMINISTRATION</b>			
51100	County Commission			
191	Board and Committee Members Fees	\$ 92,181.87	\$ 89,177.14	\$ 93,000.00
196	In-service Training	1,000.00	0.00	0.00
201	Social Security	5,583.06	5,404.58	7,200.00
204	Pensions	10,271.73	10,091.09	11,400.00
305	Audit Services	17,200.00	18,000.00	21,000.00
309	Contracts with Government Agencies	0.00	0.00	0.00
320	Dues and Memberships	36,135.88	25,200.00	31,000.00
355	Travel	0.00	0.00	1,000.00
524	In Service/Staff Development	0.00	0.00	0.00
599	Other Charges	0.00	0.00	500.00
	<b>Total County Commission</b>	<b>\$ 162,372.54</b>	<b>\$ 147,872.81</b>	<b>\$ 165,100.00</b>
51210	Board of Equalization			
191	Board and Committee Members Fees	\$ 1,660.00	\$ 200.00	\$ 2,500.00
201	Social Security	127.00	15.31	200.00
210	Unemployment Compensation	0.00	0.00	0.00
355	Travel	0.00	0.00	600.00

	Total Board of Equalization	\$	1,787.00	\$	215.31	\$	3,300.00
51300	County Mayor/Executive						
101	County Official/Administrative Officer	\$	103,346.00	\$	108,513.00	\$	113,940.00
103	Assistant(s)		53,134.44		50,260.00		50,500.00
162	Clerical Personnel		0.00		0.00		32,000.00
201	Social Security		11,471.07		12,146.13		15,040.00
204	Pensions		16,627.06		19,449.69		24,074.00
210	Unemployment Compensation		0.00		0.00		0.00
320	Dues and Memberships		3,675.00		4,500.00		5,000.00
355	Travel		164.86		1,117.00		2,000.00
399	Other Contracted Services		26,035.50		27,650.00		20,000.00
499	Other Supplies and Materials		1,757.41		1,348.00		2,000.00
	Total County Executive	\$	216,211.34	\$	224,983.83	\$	264,554.00
51310	Personnel Office						
399	Other Contracted Services	\$	3,355.00	\$	0.00	\$	0.00
	Total Personnel Office	\$	3,355.00	\$	0.00	\$	0.00
51400	County Attorney						
331	Legal Services	\$	75,849.00	\$	100,345.00	\$	110,000.00
	Total County Attorney	\$	75,849.00	\$	100,345.00	\$	110,000.00
51500	Election Commission						
101	County Official/Administrative Officer	\$	80,529.00		84,556.00		88,784.00
161	Secretary(ies)		74,429.74		49,661.50		86,676.00
189	Other Salaries and Wages		34,947.29		28,293.00		52,000.00
192	Election Commission		9,450.00		6,400.00		10,500.00
193	Election Workers		31,713.01		0.00		34,000.00
201	Social Security		15,437.23		12,921.65		20,815.00
204	Pensions		19,385.69		20,691.54		21,504.00
210	Unemployment Compensation		0.00		0.00		0.00
307	Communication		1,405.21		1,337.69		6,000.00
317	Data Processing Services		4,688.60		3,248.04		9,200.00
320	Dues and Memberships		62.00		0.00		600.00
332	Legal Notices, Recording, and Court Costs		11,488.75		5,846.67		13,200.00
334	Maintenance Agreements		28,948.11		23,895.50		30,000.00
337	Maintenance and Repair Services - Office Equipment		1,500.00		4,000.00		6,000.00
348	Postal Charges		3,835.26		4,662.81		6,000.00
349	Printing, Stationery, and Forms		938.59		1,332.23		6,600.00
351	Rentals		2,600.00		1,933.33		5,000.00
355	Travel		441.22		635.48		12,600.00
435	Office Supplies		833.32		2,186.67		3,500.00
499	Other Supplies and Materials		4,141.71		4,923.08		10,000.00
524	In Service/Staff Development		0.00		1,010.40		0.00
709	Data Processing Equipment		2,467.66		4,330.12		14,000.00
731	Voting Machines		286,560.00		0.00		0.00
	Total Election Commission	\$	615,802.39		261,865.71		436,979.00
51000	<u>GENERAL ADMINISTRATION (cont'd.)</u>						
51600	Register of Deeds						
101	County Official/Administrative Officer	\$	89,477.00		93,951.00		98,649.00
103	Assistant(s)		106,264.74		115,157.51		122,500.00
162	Clerical Personnel		0.00		0.00		0.00
169	Part-time Personnel		0.00		0.00		0.00
196	In-service Training		0.00		0.00		0.00
201	Social Security		13,420.32		15,996.80		16,928.00
204	Pensions		24,103.27		25,615.79		27,101.00
210	Unemployment Compensation		0.00		0.00		0.00
320	Dues and Memberships		993.00		812.00		1,000.00
334	Maintenance Agreements		9,943.00		12,713.00		14,000.00
348	Postal Charges		676.00		650.00		750.00
355	Travel		0.00		0.00		3,500.00
399	Other Contracted Services		7,395.00		0.00		13,000.00
435	Office Supplies		6,918.87		10,000.00		11,000.00
499	Other Supplies and Materials		600.00		0.00		1,200.00
524	In Service/Staff Development		0.00		0.00		0.00
709	Data Processing Equipment		0.00		10,000.00		12,000.00
790	Other Equipment		0.00		12,240.00		5,000.00

	Total Register of Deeds	\$	259,791.20	297,136.10	326,628.00
51710	Development				
599	Other Charges	\$	379.02	379.02	500.00
	Total Development	\$	379.02	379.02	500.00
51720	Planning				
191	Board and Committee Members Fees	\$	975.00	1,366.67	3,000.00
201	Social Security		74.61	104.57	230.00
309	Contracts with Government Agencies		3,437.50	13,750.00	16,000.00
	Total Planning	\$	4,487.11	\$ 15,221.24	\$ 19,230.00
51750	Codes Compliance				
101	County Official/Administrative Officer	\$	66,906.29	\$ 52,198.82	\$ 69,500.00
189	Other Salaries and Wages		0.00	3,151.01	0.00
196	In-service Training		1,969.00	5,782.16	0.00
201	Social Security		4,608.37	0.00	5,327.00
204	Pensions		1,654.43	0.00	8,524.00
307	Communication		2,519.29	0.00	2,000.00
332	Legal Notices, Recording, and Court Costs		0.00	1,948.69	500.00
338	Maintenance and Repair Services - Vehicles		707.53	0.00	2,000.00
348	Postal Charges		0.00	266.67	250.00
355	Travel		32.82	0.00	4,500.00
399	Other Contracted Services		15,230.00	191.33	28,000.00
425	Gasoline		2,689.06	25,230.00	4,000.00
435	Office Supplies		956.07	2,666.67	0.00
499	Other Supplies and Materials		0.00	1,333.33	1,500.00
524	In Service/Staff Development		0.00	4,464.26	0.00
599	Other Charges		865.95	2,951.11	5,000.00
718	Motor Vehicles		33,950.50	0.00	0.00
	Total Codes Compliance	\$	132,089.31	\$ 100,184.05	\$ 131,101.00
51800	County Buildings				
105	Supervisor/Director	\$	53,296.20	55,540.00	0.00
166	Custodial Personnel		43,530.98	26,560.00	63,720.00
167	Maintenance Personnel		66,507.38	44,254.00	87,696.00
187	Overtime Pay		0.00	0.00	5,000.00
201	Social Security		11,448.26	9,666.08	11,958.00
204	Pensions		17,837.44	15,610.00	19,144.00
210	Unemployment Compensation		0.00	0.00	0.00
307	Communication		599.31	600.00	700.00
335	Maintenance and Repair Services - Buildings		118,184.97	135,207.00	75,000.00
338	Maintenance and Repair Services - Vehicles		958.67	1,350.00	3,600.00
410	Custodial Supplies		10,683.30	13,570.37	13,000.00
425	Gasoline		3,206.98	2,700.00	5,000.00
452	Utilities		66,876.14	56,698.00	75,000.00
499	Other Supplies and Materials		982.97	2,175.00	4,500.00
707	Building Improvements		7,016.90	36,340.00	125,000.00
	Total County Buildings	\$	401,129.50	400,270.45	489,318.00
51810	Other Facilities				
166	Custodial Personnel	\$	0.00	16,118.98	22,500.00
167	Maintenance Personnel		0.00	6,991.47	16,650.00
201	Social Security		0.00	1,716.81	3,005.00
204	Pensions		0.00	545.17	1,685.00
335	Maintenance and Repair Services - Buildings		0.00	197,035.20	272,000.00
452	Utilities		0.00	36,272.00	42,000.00
599	Other Charges		0.00	0.00	40,000.00
	Total Other Facilities	\$	0.00	258,679.63	397,840.00
51000	<u>GENERAL ADMINISTRATION (cont'd.)</u>				
51900	Other General Administration				
307	Communication	\$	62,394.07	61,020.00	65,000.00
332	Legal Notices, Recording, and Court Costs		2,162.50	190.00	5,000.00
399	Other Contracted Services		27,521.00	41,650.00	45,000.00
508	Premiums on Corporate Surety Bonds		15,589.00	279.00	2,000.00
707	Building Improvements		0.00	45,863.00	0.00

708	Communication Equipment		0.00	18,151.00	0.00
	Total Other General Administration	\$	107,666.57	167,153.00	117,000.00
51910	Preservation of Records				
435	Office Supplies	\$	0.00	0.00	0.00
499	Other Supplies and Materials		681.00	415.00	0.00
599	Other Charges		103.28	50.00	500.00
	Total Development	\$	784.28	\$ 465.00	\$ 500.00
52000	<u>FINANCE</u>				
52100	Accounting and Budgeting				
101	County Official/Administrative Officer	\$	80,529.00	103,346.00	108,514.00
103	Assistant(s)		136,370.84	181,520.00	192,800.00
119	Accountants/Bookkeepers		285,899.73	271,643.00	322,650.00
189	Other Salaries and Wages		7,798.20	7,000.00	10,000.00
196	In-service Training		1,090.00	0.00	0.00
201	Social Security		36,528.40	43,067.00	48,508.00
204	Pensions		61,117.21	68,963.00	77,671.00
210	Unemployment Compensation		0.00	0.00	0.00
317	Data Processing Services		59,279.05	65,000.00	60,000.00
348	Postal Charges		1,497.00	1,496.00	1,750.00
349	Printing, Stationery, and Forms		3,202.77	4,602.00	6,000.00
355	Travel		917.47	1,539.00	5,200.00
435	Office Supplies		10,899.75	12,000.00	14,000.00
524	In Service/Staff Development		0.00	790.00	0.00
599	Other Charges		5,209.37	6,446.00	6,500.00
709	Data Processing Equipment		4,093.12	5,500.00	20,000.00
	Total Accounting and Budgeting	\$	694,431.91	\$ 772,912.00	\$ 873,593.00
52200	Purchasing				
332	Legal Notices, Recording, and Court Costs	\$	7,910.50	6,200.00	9,500.00
	Total Purchasing	\$	7,910.50	\$ 6,200.00	\$ 9,500.00
52300	Property Assessor's Office				
101	County Official/Administrative Officer	\$	89,477.00	93,951.00	98,649.00
103	Assistant(s)		222,559.49	235,743.00	253,560.00
169	Part-time Personnel		0.00	0.00	0.00
189	Other Salaries and Wages		7,975.91	0.00	12,000.00
196	In-service Training		734.00	0.00	0.00
201	Social Security		22,751.75	23,734.00	27,872.00
204	Pensions		38,425.83	40,325.00	44,626.00
210	Unemployment Compensation		0.00	0.00	0.00
305	Audit Services		13,650.00	14,000.00	25,000.00
317	Data Processing Services		17,682.06	19,000.00	31,000.00
320	Dues and Memberships		1,700.00	1,700.00	1,800.00
331	Legal Services		2,636.25	3,566.00	10,000.00
332	Legal Notices, Recording, and Court Costs		245.00	0.00	500.00
338	Maintenance and Repair Services - Vehicles		1,797.25	2,520.00	4,000.00
348	Postal Charges		4,215.45	2,962.00	6,500.00
355	Travel		0.00	177.00	3,000.00
399	Other Contracted Services		0.00	0.00	500.00
425	Gasoline		2,834.18	1,895.00	3,500.00
499	Other Supplies and Materials		6,195.23	4,500.00	9,000.00
508	Premiums on Corporate Surety Bonds		0.00	0.00	800.00
524	In Service/Staff Development		0.00	500.00	0.00
599	Other Charges		3,253.72	500.00	3,500.00
	Total Property Assessor's Office	\$	436,133.12	\$ 445,073.00	\$ 535,807.00
52400	County Trustee's Office				
101	County Official/Administrative Officer	\$	89,477.00	93,951.00	98,649.00
103	Assistant(s)		115,291.45	0.00	0.00
119	Accountants/Bookkeepers		49,532.03	151,750.00	159,500.00
169	Part-time Personnel		21,123.80	38,390.00	56,614.00
187	Overtime Pay		8.32	0.00	0.00
196	In-service Training		150.00	0.00	0.00
201	Social Security		20,692.19	20,814.00	24,089.00
204	Pensions		31,322.95	30,036.00	31,633.00
210	Unemployment Compensation		0.00	0.00	0.00

320	Dues and Memberships		1,275.00	1,257.00	1,500.00
332	Legal Notices, Recording, and Court Costs		404.70	281.00	1,000.00
334	Maintenance Agreements		18,776.88	16,140.00	18,000.00
348	Postal Charges		9,885.00	11,184.00	13,000.00
349	Printing, Stationery, and Forms		6,674.83	8,239.00	9,000.00
355	Travel		463.23	143.00	3,500.00
399	Other Contracted Services		5,148.00	5,393.00	7,000.00
435	Office Supplies		6,886.69	7,200.00	9,000.00
499	Other Supplies and Materials		1,313.72	0.00	0.00
524	In Service/Staff Development		0.00	0.00	0.00
599	Other Charges		500.00	1,900.00	2,000.00
709	Data Processing Equipment		7,624.00	2,600.00	8,000.00
	Total County Trustee's Office	\$	386,549.79	\$ 389,278.00	\$ 442,485.00
52500	County Clerk's Office				
101	County Official/Administrative Officer	\$	89,477.00	93,951.00	98,649.00
103	Assistant(s)		0.00	0.00	0.00
162	Clerical Personnel		225,317.51	233,848.00	261,035.00
169	Part-time Personnel		0.00	0.00	0.00
189	Other Salaries and Wages		0.00	0.00	18,000.00
201	Social Security		22,684.30	23,547.00	28,903.00
204	Pensions		38,765.63	40,093.00	44,071.00
210	Unemployment Compensation		0.00	0.00	0.00
317	Data Processing Services		10,965.38	11,986.00	13,000.00
320	Dues and Memberships		1,018.00	1,416.00	2,000.00
337	Maintenance and Repair Services - Office Equipment		8,218.87	9,396.00	12,000.00
348	Postal Charges		18,581.35	18,993.00	16,000.00
349	Printing, Stationery, and Forms		4,657.73	5,493.00	9,000.00
355	Travel		250.00	0.00	1,800.00
435	Office Supplies		5,878.81	7,536.00	8,000.00
709	Data Processing Equipment		0.00	0.00	0.00
719	Office Equipment		0.00	0.00	6,000.00
		\$	425,814.58	\$ 446,259.00	\$ 518,458.00
53000	<u>ADMINISTRATION OF JUSTICE</u>				
53000	Administration of Justice				
53100	Circuit Court				
101	County Official/Administrative Officer	\$	89,477.00	93,951.00	98,649.00
105	Supervisor/Director		46,883.97	0.00	0.00
106	Deputy(ies)		268,817.80	400,257.00	455,850.00
119	Accountants/Bookkeepers		44,330.85	0.00	0.00
189	Other Salaries and Wages		0.00	0.00	5,000.00
194	Jury and Witness Expense		12,929.10	10,306.00	30,000.00
201	Social Security		31,279.41	35,002.00	42,812.00
204	Pensions		49,905.32	60,424.00	67,936.00
210	Unemployment Compensation		0.00	0.00	0.00
317	Data Processing Services		35,259.15	40,000.00	44,000.00
320	Dues and Memberships		958.00	1,002.00	1,049.00
332	Legal Notices, Recording, and Court Costs		540.00	600.00	750.00
334	Maintenance Agreements		3,306.93	4,297.90	6,500.00
348	Postal Charges		5,466.26	4,786.00	5,500.00
349	Printing, Stationery, and Forms		3,337.19	4,065.39	6,000.00
355	Travel		872.98	500.00	2,500.00
399	Other Contracted Services		1,948.53	3,721.00	5,000.00
435	Office Supplies		10,130.29	8,750.00	10,000.00
709	Data Processing Equipment		5,706.39	26,000.00	10,000.00
719	Office Equipment		1,108.00	9,694.00	10,000.00
	Total Circuit Court	\$	612,257.17	\$ 703,356.29	\$ 801,546.00
53300	General Sessions Court				
102	Judge(s)	\$	175,124.40	183,881.00	191,421.00
161	Secretary(ies)		44,330.86	46,500.00	49,000.00
189	Other Salaries and Wages		0.00	0.00	0.00
199	Other Per Diem and Fees		1,200.00	0.00	0.00
201	Social Security		16,699.78	16,250.00	18,402.00
204	Pensions		26,822.03	28,150.00	29,462.00
210	Unemployment Compensation		0.00	0.00	0.00
307	Communication		5,277.16	4,865.00	5,500.00
320	Dues and Memberships		0.00	700.00	900.00
331	Legal Services		0.00	0.00	500.00

348	Postal Charges		200.00	398.00	600.00
355	Travel		2,940.82	4,558.00	8,000.00
399	Other Contracted Services		9,504.61	9,855.00	12,000.00
435	Office Supplies		1,976.03	1,404.00	4,000.00
599	Other Charges		2,433.41	234.00	1,500.00
708	Communication Equipment		203.00	0.00	500.00
709	Data Processing Equipment		2,603.02	0.00	0.00
719	Office Equipment		0.00	0.00	3,500.00
	Total General Sessions Court	\$	289,315.12	\$ 296,795.00	\$ 325,285.00
53330	Drug Court				
111	Probation Officer(s)	\$	65,389.63	18,978.00	34,000.00
201	Social Security		4,704.31	1,415.00	2,601.00
204	Pensions		3,602.59	4,051.00	4,080.00
206	Life Insurance		0.00	0.00	3.00
207	Medical Insurance		0.00	0.00	4,049.00
210	Unemployment Compensation		0.00	9.51	90.00
307	Communication		1,699.24	2,000.00	3,552.00
322	Evaluation and Testing		55,604.48	57,000.00	65,000.00
348	Postal Charges		60.00	91.00	110.00
351	Rentals		6,000.00	8,000.00	6,000.00
355	Travel		443.76	0.00	2,000.00
435	Office Supplies		0.00	10,000.00	2,000.00
499	Other Supplies and Materials		0.00	0.00	0.00
	Total Drug Court	\$	137,504.01	\$ 101,544.51	\$ 123,485.00
53400	Chancery Court				
101	County Official/Administrative Officer	\$	89,477.00	93,951.00	98,649.00
119	Accountants/Bookkeepers		49,000.14	51,826.00	54,500.00
162	Clerical Personnel		102,437.78	109,335.00	117,150.00
169	Part-time Personnel		0.00	0.00	23,250.00
196	In-service Training		605.00	0.00	0.00
201	Social Security		17,740.88	18,588.00	22,428.00
204	Pensions		25,051.03	27,025.00	33,060.00
210	Unemployment Compensation		0.00	0.00	0.00
302	Advertising		0.00	0.00	500.00
307	Communication		2,389.76	2,218.00	3,000.00
317	Data Processing Services		14,840.00	15,538.00	16,000.00
320	Dues and Memberships		1,910.00	333.33	1,500.00
334	Maintenance Agreements		5,580.03	5,616.00	7,500.00
348	Postal Charges		3,680.01	3,920.00	5,000.00
349	Printing, Stationery, and Forms		1,196.00	0.00	1,000.00
355	Travel		58.82	150.75	1,500.00
399	Other Contracted Services		0.00	0.00	500.00
435	Office Supplies		4,098.21	3,562.11	8,000.00
499	Other Supplies and Materials		1,334.38	481.41	1,000.00
524	In Service/Staff Development		0.00	133.33	0.00
599	Other Charges		176.51	219.35	1,000.00
709	Data Processing Equipment		0.00	1,504.73	0.00
	Total Chancery Court	\$	319,575.55	\$ 334,402.01	\$ 395,537.00
53000	ADMINISTRATION OF JUSTICE (cont'd.)				
53500	Juvenile Court				
105	Supervisor/Director	\$	58,441.00	58,819.00	62,941.00
112	Youth Service Officer(s)		40,819.39	39,432.00	48,040.00
187	Overtime Pay		9,521.88	8,542.00	12,000.00
189	Other Salaries and Wages		46,097.05	50,157.00	108,652.00
199	Other Per Diem and Fees		1,200.00	0.00	2,400.00
201	Social Security		11,629.06	11,497.00	18,327.00
204	Pensions		12,793.50	19,228.00	29,341.00
210	Unemployment Compensation		0.00	0.00	0.00
307	Communication		1,647.30	1,352.66	4,000.00
331	Legal Services		0.00	0.00	100.00
348	Postal Charges		0.00	0.00	1,500.00
355	Travel		1,393.67	1,712.43	5,000.00
399	Other Contracted Services		0.00	0.00	12,000.00
435	Office Supplies		586.55	353.21	3,000.00
499	Other Supplies and Materials		7,351.07	1,690.29	8,000.00
599	Other Charges		0.00	0.00	100.00
709	Data Processing Equipment		0.00	0.00	1,500.00

	Total Juvenile Court	\$	191,480.47	\$	192,783.59	\$	316,901.00
53600	District Attorney General						
189	Other Salaries and Wages	\$	94,658.18		104,922.00		105,096.50
196	In-service Training		2,202.90		0.00		0.00
201	Social Security		6,922.95		7,855.00		8,040.00
204	Pensions		11,438.48		12,857.00		12,875.00
206	Life Insurance		0.00		0.00		0.00
207	Medical Insurance		9,481.24		5,588.00		5,588.00
210	Unemployment Compensation		0.00		0.00		0.00
335	Maintenance and Repair Services - Buildings		666.98		0.00		0.00
355	Travel		331.69		0.00		0.00
435	Office Supplies		273.80		0.00		0.00
719	Office Equipment		0.00		0.00		0.00
	Total District Attorney General	\$	125,976.22	\$	131,222.00	\$	131,599.50
53700	Judicial Commissioners						
101	County Official/Administrative Officer	\$	148,467.71		147,637.00		195,000.00
196	In-service Training		1,021.75		0.00		0.00
201	Social Security		10,343.09		10,339.00		14,918.00
204	Pensions		14,421.00		14,933.00		23,898.00
210	Unemployment Compensation		0.00		0.00		0.00
307	Communication		0.00		0.00		0.00
355	Travel		0.00		0.00		3,700.00
435	Office Supplies		2,013.41		1,733.00		4,000.00
524	In Service/Staff Development		0.00		0.00		0.00
599	Other Charges		0.00		0.00		0.00
	Total Judicial Commissioners	\$	176,266.96	\$	174,642.00	\$	241,516.00
53900	Other Administration of Justice						
111	Probation Officer(s)	\$	35,446.06		34,000.00		36,500.00
201	Social Security		2,682.82		2,460.00		2,802.00
204	Pensions		506.97		4,180.00		4,481.00
207	Medical Insurance		0.00		0.00		4,069.00
210	Unemployment Compensation		0.00		34.45		100.00
307	Communication		961.97		912.00		1,152.00
322	Evaluation and Testing		9,999.14		10,085.00		12,668.00
351	Rentals		600.00		600.00		600.00
355	Travel		630.04		0.00		1,500.00
435	Office Supplies		477.85		247.00		309.00
499	Other Supplies and Materials		1,723.40		667.00		1,800.00
		\$	53,028.25	\$	53,185.45	\$	65,981.00
53930	Victim Assistance Programs						
358	Remittance of Revenue Collected	\$	30,000.00		30,000.00		30,000.00
	Total Victims Assistance Programs	\$	30,000.00	\$	30,000.00	\$	30,000.00
54000	<u>PUBLIC SAFETY</u>						
54110	Sheriff's Department						
101	County Official/Administrative Officer	\$	98,425.00		103,346.00		108,514.00
106	Deputy(ies)		1,205,579.97		1,149,260.65		1,329,836.40
108	Investigator(s)		233,787.21		377,500.13		448,281.88
109	Captain(s)		54,067.91		4,226.99		0.00
110	Lieutenant(s)		197,796.08		233,210.48		262,716.52
115	Sergeant(s)		261,495.05		185,149.21		197,464.84
140	Salary Supplements		27,300.00		50,704.23		44,000.00
162	Clerical Personnel		318,600.30		346,472.76		373,526.39
170	School Resource Officer		598,813.46		549,059.45		595,783.79
187	Overtime Pay		42,343.11		49,586.92		60,000.00
189	Other Salaries and Wages		113,469.81		89,049.04		147,352.39
196	In-service Training		29,048.31		0.00		0.00
201	Social Security		228,958.82		231,151.34		272,922.00
204	Pensions		362,178.05		462,904.03		548,804.00
207	Medical Insurance		(1,760.00)		0.00		0.00
210	Unemployment Compensation		0.00		0.00		0.00
307	Communication		27,658.56		25,721.24		27,000.00
317	Data Processing Services		1,160.84		1,830.93		3,100.00
337	Maintenance and Repair Services - Office Equipment		3,149.98		0.00		5,000.00

338	Maintenance and Repair Services - Vehicles	60,959.87	62,326.61	70,000.00
340	Medical and Dental Services	4,975.00	4,350.00	5,000.00
348	Postal Charges	921.31	1,224.91	1,500.00
349	Printing, Stationery, and Forms	2,912.93	3,044.14	3,150.00
355	Travel	6,907.88	7,559.18	38,000.00
399	Other Contracted Services	14,055.88	13,476.31	15,000.00
425	Gasoline	140,665.42	148,333.33	150,000.00
435	Office Supplies	4,439.85	3,716.59	4,500.00
450	Tires and Tubes	15,355.04	16,250.57	17,000.00
451	Uniforms	21,539.65	8,758.79	15,000.00
524	In Service/Staff Development	0.00	16,483.51	0.00
599	Other Charges	0.00	90,440.00	0.00
708	Communication Equipment	559.38	0.00	0.00
711	Furniture and Fixtures	195.00	64,233.34	900.00
716	Law Enforcement Equipment	57,952.44	0.00	70,031.00
718	Motor Vehicles	267,060.37	147,965.00	220,000.00
	Total Sheriff's Department	\$ 4,400,572.48	\$ 4,447,335.68	\$ 5,034,383.21
54120	Special Patrols			
170	School Resource Officer	\$ 0.00	81,254.25	111,870.00
187	Overtime Pay	17,111.40	18,048.42	41,802.42
189	Other Salaries and Wages	0.00	0.00	9,000.00
201	Social Security	1,309.02	7,568.34	12,450.00
204	Pensions	2,096.15	15,579.79	25,621.00
425	Gasoline	0.00	0.00	30,786.00
716	Law Enforcement Equipment	0.00	119,766.05	10,000.00
718	Motor Vehicles	0.00	202,952.49	165,000.00
790	Other Equipment	0.00	31,610.22	0.00
	Total Sheriff's Department	\$ 20,516.57	\$ 476,779.56	\$ 406,529.42
54160	Administration of the Sexual Offender Registry			
140	Salary Supplements	\$ 1,000.00	1,500.00	1,500.00
201	Social Security	74.56	111.00	120.00
204	Pensions	122.50	210.00	184.00
399	Other Contracted Services	0.00	0.00	0.00
599	Other Charges	1,543.98	3,133.33	5,000.00
	Total Administration of the Sexual Offender Regis	\$ 2,741.04	\$ 4,954.33	\$ 6,804.00
54210	Jail			
105	Supervisor/Director	\$ 55,403.16	57,108.29	59,579.68
106	Deputy(ies)	0.00	0.00	0.00
131	Medical Personnel	88,224.44	0.00	0.00
160	Guards	2,048,787.63	2,119,104.90	2,434,215.08
162	Clerical Personnel	0.00	0.00	0.00
165	Cafeteria Personnel	0.00	0.00	8,500.00
167	Maintenance Personnel	0.00	41,621.21	50,500.00
187	Overtime Pay	33,799.43	15,210.46	21,000.00
189	Other Salaries and Wages	83,528.21	50,764.54	146,152.39
201	Social Security	169,711.65	169,470.15	207,512.00
204	Pensions	225,859.93	285,111.38	427,210.00
207	Medical Insurance	(1,100.00)	0.00	0.00
210	Unemployment Compensation	0.00	0.00	0.00
309	Contracts with Government Agencies	985.00	0.00	1,000.00
322	Evaluation and Testing	775.50	540.67	1,000.00
335	Maintenance and Repair Services - Buildings	61,246.99	68,007.97	85,000.00
336	Maintenance and Repair Services - Equipment	12,757.80	16,301.25	16,750.00
340	Medical and Dental Services	531,109.37	594,705.15	606,321.76
347	Pest Control	1,200.00	1,200.00	1,200.00
349	Printing, Stationery, and Forms	312.48	1,995.00	2,000.00
399	Other Contracted Services	39,939.30	0.00	0.00
410	Custodial Supplies	42,899.89	47,073.68	52,000.00
421	Food Preparation Supplies	12,371.48	15,470.15	16,000.00
422	Food Supplies	335,117.67	426,174.72	446,000.00
431	Law Enforcement Supplies	0.00	0.00	0.00
441	Prisoners Clothing	7,454.81	6,575.51	8,500.00
451	Uniforms	7,718.98	8,103.95	10,000.00
452	Utilities	156,916.15	154,135.75	182,000.00
499	Other Supplies and Materials	19,296.01	20,890.81	21,000.00
599	Other Charges	489,315.55	100,516.11	48,000.00

716	Law Enforcement Equipment		32,743.86	26,256.85	33,500.00
719	Office Equipment		3,743.05	4,758.61	7,500.00
790	Other Equipment		0.00	14,193.29	0.00
	Total Jail	\$	4,460,118.34	\$ 4,245,290.40	\$ 4,892,440.91
54240	Juvenile Services				
599	Other Charges	\$	22,660.00	3,600.00	10,000.00
	Total Juvenile Services	\$	22,660.00	\$ 3,600.00	\$ 10,000.00
54250	Work Release Program				
399	Other Contracted Services	\$	8,148.00	15,592.27	15,000.00
	Total Work Release Program	\$	8,148.00	\$ 15,592.27	\$ 15,000.00
54610	County Coroner/Medical Examiner				
199	Other Per Diem and Fees	\$	17,499.96	16,431.89	18,500.00
307	Communication		381.60	543.89	0.00
435	Office Supplies		0.00	0.00	200.00
452	Utilities		1,254.56	1,353.32	2,000.00
499	Other Supplies and Materials		2,374.50	2,500.00	2,500.00
599	Other Charges		104,287.00	83,898.67	85,000.00
	Total County Coroner/Medical Examiner	\$	125,797.62	\$ 104,727.77	\$ 108,200.00
54710	Public Safety Grants Program				
111	Probation Officer(s)	\$	110,379.77	113,464.00	119,964.00
201	Social Security		8,139.36	8,670.54	9,178.00
204	Pensions		13,521.33	13,900.00	16,111.00
206	Life Insurance		0.00	0.00	160.00
207	Medical Insurance		9,777.84	8,005.37	8,118.00
210	Unemployment Compensation		42.02	60.39	160.00
322	Evaluation and Testing		15,500.00	5,000.00	0.00
355	Travel		2,387.89	2,600.00	2,309.00
435	Office Supplies		0.00	0.00	0.00
499	Other Supplies and Materials		4,488.10	0.00	0.00
599	Other Charges		0.00	0.00	0.00
	Total Public Safety Grants Program	\$	164,236.31	\$ 151,700.30	\$ 156,000.00
54900	Other Public Safety				
140	Salary Supplements	\$	6,960.80	26,610.70	26,742.30
160	Guards		8,423.70	64,067.58	153,099.00
201	Social Security		1,131.72	6,759.55	13,758.00
204	Pensions		1,884.64	13,621.66	28,325.00
316	Contributions		237,000.00	307,000.00	335,000.00
355	Travel		0.00	0.00	1,000.00
399	Other Contracted Services		0.00	0.00	141,000.00
452	Utilities		0.00	242,250.00	0.00
499	Other Supplies and Materials		4,802.58	26,098.00	34,500.00
524	In Service/Staff Development		0.00	18,461.05	0.00
599	Other Charges		127,714.43	0.00	0.00
706	Building Construction		0.00	127,835.83	55,000.00
	Total Other Public Safety	\$	387,917.87	\$ 832,704.37	\$ 788,424.30
55000	<u>PUBLIC HEALTH AND WELFARE</u>				
55110	Local Health Center				
166	Custodial Personnel	\$	0.00	25,814.65	28,500.00
201	Social Security		0.00	1,960.31	2,190.00
204	Pensions		0.00	3,162.35	3,501.00
307	Communication		7,847.88	0.00	8,145.00
328	Janitorial Services		33,600.00	0.00	0.00
399	Other Contracted Services		0.00	7,679.04	20,000.00
452	Utilities		15,900.22	17,127.84	22,500.00
599	Other Charges		19,881.34	14,298.39	19,611.00
	Total Local Health Center	\$	77,229.44	\$ 70,042.58	\$ 104,447.00
55120	Rabies and Animal Control				
105	Supervisor/Director	\$	43,493.04	45,466.08	48,042.00

169	Part-time Personnel	36,189.71	37,779.14	50,250.00
189	Other Salaries and Wages	23,292.75	29,022.41	37,000.00
196	In-service Training	2,928.28	0.00	0.00
201	Social Security	7,694.20	8,539.49	10,360.00
204	Pensions	8,526.61	9,388.07	10,428.00
210	Unemployment Compensation	0.00	0.00	0.00
307	Communication	2,429.73	1,879.12	3,000.00
333	Licenses	0.00	146.67	500.00
335	Maintenance and Repair Services - Buildings	1,724.96	2,888.97	3,500.00
336	Maintenance and Repair Services - Equipment	0.00	0.00	3,000.00
338	Maintenance and Repair Services - Vehicles	2,266.73	691.17	3,000.00
355	Travel	0.00	0.00	4,500.00
357	Veterinary Services	27,777.34	24,300.00	35,000.00
399	Other Contracted Services	461.75	799.25	1,800.00
401	Animal Food and Supplies	6,017.04	9,107.16	13,000.00
410	Custodial Supplies	1,061.39	1,227.68	1,400.00
413	Drugs and Medical Supplies	3,630.54	4,300.00	4,600.00
425	Gasoline	1,314.81	4,000.00	4,000.00
435	Office Supplies	979.84	797.43	1,000.00
450	Tires and Tubes	0.00	712.80	800.00
451	Uniforms	379.68	0.00	1,500.00
452	Utilities	7,861.38	5,875.12	7,000.00
499	Other Supplies and Materials	2,999.98	2,540.34	3,000.00
524	In Service/Staff Development	0.00	1,834.41	0.00
707	Building Improvements	0.00	0.00	0.00
709	Data Processing Equipment	0.00	500.00	500.00
718	Motor Vehicles	0.00	0.00	35,000.00
	Total Rabies and Animal Control	\$ 181,029.76	\$ 191,795.31	\$ 282,180.00
55170	Alcohol and Drug Programs			
111	Probation Officer(s)	\$ 26,858.96	23,992.25	35,000.00
201	Social Security	2,054.70	1,819.08	2,625.00
204	Pensions	2,947.14	2,938.97	4,200.00
206	Life Insurance	0.00	0.00	30.00
207	Medical Insurance	0.00	0.00	4,059.00
210	Unemployment Compensation	21.02	47.76	112.00
307	Communication	672.00	960.00	1,152.00
322	Evaluation and Testing	19,902.44	21,804.00	30,000.00
351	Rentals	4,104.00	5,872.00	4,404.00
355	Travel	3,089.45	4,913.93	12,479.00
435	Office Supplies	5,308.34	4,191.55	4,314.00
499	Other Supplies and Materials	0.00	0.00	1,000.00
599	Other Charges	1,530.91	2,000.00	3,750.00
	Total Alcohol & Drug Programs	\$ 66,488.96	\$ 68,539.54	\$ 103,125.00
55190	Other Local Health Services			
189	Other Salaries and Wages	\$ 425,168.90	471,873.04	610,500.00
201	Social Security	31,495.48	35,341.10	47,270.00
204	Pensions	48,023.94	56,088.01	75,694.00
206	Life Insurance	308.56	364.42	600.00
207	Medical Insurance	26,246.00	20,015.79	47,028.00
210	Unemployment Compensation	0.00	332.85	600.00
307	Communication	1,440.67	1,440.44	1,500.00
355	Travel	11,871.62	4,647.79	12,000.00
499	Other Supplies and Materials	0.00	0.00	2,000.00
506	Liability Insurance	1,526.00	0.00	3,000.00
599	Other Charges	0.00	0.00	10,000.00
	Total Other Local Health Services	\$ 546,081.17	\$ 590,103.44	\$ 810,192.00
55310	Regional Mental Health Center			
316	Contributions	\$ 2,718.99	2,500.00	0.00
399	Other Contracted Services	4,050.00	36,257.14	45,000.00
	Total Regional Mental Health Center	\$ 6,768.99	\$ 38,757.14	\$ 45,000.00
55390	Appropriation to State			
316	Contributions	\$ 50,873.00	50,873.00	50,873.00
499	Other Supplies and Materials	1,303.26	1,032.70	1,330.00
	Total Appropriation to State	\$ 52,176.26	\$ 51,905.70	\$ 52,203.00

55510	General Welfare Assistance			
316	Contributions	\$ 0.00	32,000.00	8,000.00
399	Other Contracted Services	423,075.00	0.00	0.00
509	Refunds	0.00	0.00	0.00
599	Other Charges	0.00	0.00	0.00
	Total Other Charges	\$ 423,075.00	\$ 32,000.00	\$ 8,000.00
55590	Other Local Welfare Services			
111	Probation Officer(s)	\$ 13,306.32	10,000.00	30,000.00
201	Social Security	975.72	745.57	2,295.00
204	Pensions	0.00	0.00	3,600.00
206	Life Insurance	0.00	0.00	100.00
207	Medical Insurance	0.00	0.00	4,069.00
210	Unemployment Compensation	21.00	17.02	30.00
307	Communication	1,968.00	2,160.00	2,160.00
322	Evaluation and Testing	2,774.08	3,271.00	12,046.00
351	Rentals	996.00	996.00	996.00
355	Travel	0.00	0.00	1,800.00
435	Office Supplies	955.72	754.63	1,104.00
499	Other Supplies and Materials	600.00	0.00	1,800.00
	Total Other Supplies & Materials	\$ 21,596.84	\$ 17,944.22	\$ 60,000.00
55731	Waste Pickup			
105	Supervisor/Director	\$ 21,322.75	60,479.37	63,081.00
147	Truck Drivers	56,401.79	153,720.31	166,600.00
162	Clerical Personnel	9,371.26	28,799.51	31,000.00
187	Overtime Pay	0.00	0.00	14,760.00
201	Social Security	6,108.19	17,744.59	21,081.00
204	Pensions	10,669.23	29,767.38	33,752.00
207	Medical Insurance	8,800.00	0.00	0.00
210	Unemployment Compensation	11.60	0.00	0.00
307	Communication	1,076.67	2,869.57	3,000.00
309	Contracts with Government Agencies	31,718.30	0.00	0.00
329	Laundry Service	1,586.89	4,973.41	7,000.00
333	Licenses	0.00	0.00	214.00
336	Maintenance and Repair Services - Equipment	1,731.21	4,539.52	6,000.00
338	Maintenance and Repair Services - Vehicles	11,532.50	24,775.92	30,000.00
348	Postal Charges	0.00	0.00	200.00
351	Rentals	0.00	190.67	300.00
355	Travel	0.00	1,733.97	2,000.00
412	Diesel Fuel	15,858.13	45,155.54	50,000.00
425	Gasoline	2,390.81	4,639.29	6,000.00
433	Lubricants	2,915.18	1,483.00	3,500.00
450	Tires and Tubes	7,754.60	10,461.59	12,000.00
452	Utilities	522.95	1,842.92	4,000.00
499	Other Supplies and Materials	133.00	0.00	2,000.00
513	Workers' Compensation Insurance	13,000.00	0.00	0.00
790	Other Equipment	100.00	213.31	1,000.00
	Total Waste Pickup	\$ 203,005.06	\$ 393,389.87	\$ 457,488.00
55732	Convenience Centers			
169	Part-time Personnel	0.00	0.00	350,344.00
187	Overtime Pay	0.00	0.00	10,000.00
189	Other Salaries and Wages	\$ 110,539.16	310,531.45	72,600.00
201	Social Security	8,193.13	23,408.83	33,130.00
204	Pensions	2,830.78	8,878.86	19,000.00
207	Medical Insurance	1,760.00	0.00	0.00
210	Unemployment Compensation	255.00	0.00	0.00
307	Communication	2,192.28	5,663.85	6,000.00
312	Contracts with Private Agencies	163,915.53	439,207.22	520,000.00
332	Legal Notices, Recording, and Court Costs	0.00	0.00	0.00
336	Maintenance and Repair Services - Equipment	1,823.63	8,641.83	10,000.00
351	Rentals	3,375.00	12,658.05	15,000.00
452	Utilities	5,439.21	13,235.52	15,000.00
513	Workers' Compensation Insurance	24,000.00	0.00	0.00
724	Site Development	2,333.02	29,316.57	70,000.00
733	Solid Waste Equipment	127,966.69	57,100.57	93,380.00
790	Other Equipment	4,511.99	2,342.69	10,000.00

	Total Convenience Centers	\$	459,135.42	\$	910,985.44	\$	1,224,454.00
55751	Recycling Center						
140	Salary Supplements	\$	0.00		6,881.41		7,072.00
189	Other Salaries and Wages		0.00		0.00		7,140.00
201	Social Security		0.00		526.24		1,088.00
204	Pensions		0.00		842.97		867.00
309	Contracts with Government Agencies		0.00		0.00		75,000.00
355	Travel		0.00		62,620.92		3,000.00
599	Other Charges		0.00		4,757.07		25,850.00
	Total Other Waste Disposal	\$	0.00	\$	75,628.61	\$	120,017.00
55759	Other Waste Disposal						
201	Social Security	\$	521.42		938.89		1,825.00
204	Pensions		295.34		0.00		1,312.00
309	Contracts with Government Agencies		23,543.55		0.00		46,763.00
506	Liability Insurance		16,000.00		29,733.16		0.00
599	Other Charges		5,410.41		11,743.99		15,000.00
	Total Other Waste Disposal	\$	45,770.72	\$	42,416.04	\$	64,900.00
55900	Other Public Health and Welfare						
111	Probation Officer(s)		17,854.30		76,016.00		76,000.00
196	In-service Training		1,283.94		0.00		0.00
201	Social Security		1,284.91		5,532.73		5,814.00
204	Pensions		1,342.35		9,312.00		9,067.00
206	Life Insurance		0.00		0.00		3.00
207	Medical Insurance		1,078.67		3,759.69		8,118.00
210	Unemployment Compensation		0.00		59.18		100.00
307	Communication		336.00		0.00		0.00
316	Contributions		86,341.59		26,500.00		25,500.00
322	Evaluation and Testing		9,156.16		3,000.00		4,898.00
435	Office Supplies		1,083.80		0.00		0.00
	Total Other Public Health and Welfare	\$	119,761.72	\$	124,179.60	\$	129,500.00
56000	<u>SOCIAL, CULTURAL AND RECREATIONAL SERVICES</u>						
56300	Senior Citizens Assistance						
316	Contributions	\$	52,915.00		50,000.00		55,333.30
	Total Senior Citizens Assistance	\$	52,915.00	\$	50,000.00	\$	55,333.30
56500	Libraries						
316	Contributions	\$	120,000.00		120,000.00		120,000.00
	Total Libraries	\$	120,000.00	\$	120,000.00	\$	120,000.00
56700	Parks and Fair Boards						
316	Contributions	\$	20,000.00		17,500.00		17,166.65
	Total Parks and Fair Boards	\$	20,000.00	\$	17,500.00	\$	17,166.65
57000	<u>AGRICULTURE &amp; NATURAL RESOURCES</u>						
57100	Agricultural Extension Service						
103	Assistant(s)	\$	0.00		30,097.69		32,570.55
169	Part-time Personnel		22,315.60		0.00		0.00
191	Board and Committee Members Fees		570.00		633.80		840.00
201	Social Security		1,707.14		2,227.85		2,502.00
204	Pensions		0.00		3,761.20		4,000.00
207	Medical Insurance		0.00		4,176.62		5,588.00
210	Unemployment Compensation		0.00		0.00		0.00
307	Communication		2,205.74		2,242.97		3,000.00
316	Contributions		94,871.27		67,920.45		106,679.43
320	Dues and Memberships		338.00		486.67		600.00
355	Travel		2,014.84		2,149.51		2,750.00
399	Other Contracted Services		15,674.84		0.00		17,431.31
435	Office Supplies		3,000.00		2,743.03		3,500.00
499	Other Supplies and Materials		377.35		270.67		500.00
719	Office Equipment		0.00		1,695.49		2,000.00
	Total Agriculture Extension Office	\$	143,074.78	\$	118,405.95	\$	181,961.29

57300	Forest Service			
399	Other Contracted Services	\$	2,000.00	2,000.00
				2,000.00
	Total Forest Service	\$	2,000.00	\$ 2,000.00 \$ 2,000.00
57500	Soil Conservation			
162	Clerical Personnel	\$	43,161.02	44,254.08
189	Other Salaries and Wages		41,789.63	39,722.89
201	Social Security		5,956.41	6,033.44
204	Pensions		10,458.13	10,287.06
210	Unemployment Compensation		0.00	0.00
316	Contributions		6,000.00	0.00
320	Dues and Memberships		1,215.00	1,126.67
				1,275.00
	Total Soil Conservation	\$	108,580.19	\$ 101,424.14 \$ 132,386.00
58000	<u>OTHER GENERAL GOVERNMENT</u>			
58110	Tourism			
316	Contributions	\$	0.00	10,000.00
599	Other Charges		9,755.00	12,500.00
				7,000.00
	Total Tourism	\$	9,755.00	\$ 22,500.00 \$ 17,000.00
58190	Other Economic and Community Development			
316	Contributions	\$	20,000.00	0.00
399	Other Contracted Services		20,497.50	16,350.00
599	Other Charges		113,854.54	0.00
718	Motor Vehicles		41,300.00	364,900.00
791	Other Construction		17,532.00	14,000.00
				0.00
	Total Industrial Development	\$	213,184.04	\$ 395,250.00 \$ 116,000.00
58220	Airport			
101	County Official/Administrative Officer	\$	60,136.20	62,394.51
161	Secretary(ies)		0.00	0.00
167	Maintenance Personnel		0.00	0.00
169	Part-time Personnel		0.00	0.00
187	Overtime Pay		0.00	0.00
189	Other Salaries and Wages		126,102.12	142,503.21
196	In-service Training		250.00	0.00
201	Social Security		13,914.86	15,379.85
204	Pensions		16,140.85	21,142.76
210	Unemployment Compensation		185.94	0.00
307	Communication		3,869.17	3,624.71
317	Data Processing Services		9,958.05	8,496.28
335	Maintenance and Repair Services - Buildings		0.00	11,892.25
355	Travel		216.09	2,803.25
399	Other Contracted Services		14,937.84	0.00
418	Equipment and Machinery Parts		20,889.30	16,417.69
425	Gasoline		177,614.82	269,900.13
435	Office Supplies		2,320.07	3,248.35
452	Utilities		26,709.90	25,125.32
499	Other Supplies and Materials		9,574.00	5,824.48
506	Liability Insurance		7,472.00	12,458.00
524	In Service/Staff Development		0.00	1,333.33
599	Other Charges		9,764.37	27,051.25
702	Airport Improvement		1,678,574.29	233,666.96
707	Building Improvements		0.00	0.00
717	Maintenance Equipment		87,496.22	0.00
719	Office Equipment		11,616.39	1,869.69
				1,400.00
	Total Airport	\$	2,277,742.48	\$ 865,132.02 \$ 1,353,990.00
58300	Veterans' Services			
105	Supervisor/Director	\$	19,904.00	24,590.55
201	Social Security		1,500.34	1,881.17
307	Communication		1,599.45	1,553.23
599	Other Charges		2,579.94	3,413.88
				3,500.00
	Total Veteran's Services	\$	25,583.73	\$ 31,438.83 \$ 37,067.00
58400	Other Charges			
207	Medical Insurance		8,320.00	0.00
				0.00

316	Contributions	\$	5,766,665.00	0.00	0.00
502	Building and Contents Insurance		27,500.00	30,000.00	35,000.00
505	Judgments		0.00	0.00	1,800.00
506	Liability Insurance		90,200.00	113,600.00	125,000.00
510	Trustee's Commission		261,441.61	328,912.15	350,000.00
513	Workers' Compensation Insurance		264,000.00	305,000.00	310,000.00
599	Other Charges		(600.00)	0.00	0.00
	Total Other Charges	\$	6,417,526.61	\$ 777,512.15	\$ 821,800.00
58500	Contributions to Other Agencies				
316	Contributions	\$	5,500.00	\$ 5,500.00	\$ 5,500.00
	Total Contributions to Other Agencies	\$	5,500.00	\$ 5,500.00	\$ 5,500.00
58600	Employee Benefits				
188	Bonus Payments	\$	184,715.00	206,100.00	0.00
201	Social Security		13,277.41	15,355.32	0.00
204	Pensions		21,120.84	25,975.32	0.00
206	Life Insurance		6,030.98	8,039.93	8,035.00
207	Medical Insurance		555,203.25	688,390.07	866,140.00
210	Unemployment Compensation		5,641.85	7,361.63	20,000.00
399	Other Contracted Services		0.00	127,209.35	144,000.00
	Total Employee Benefits	\$	785,989.33	\$ 1,078,431.62	\$ 1,038,175.00
58900	Miscellaneous				
599	Other Charges		1,053.58	1,608.00	2,500.00
723	Right-of-Way		1,580.07	1,600.00	3,000.00
	Total Miscellaneous	\$	2,633.65	\$ 3,208.00	\$ 5,500.00
	Total Estimated Expenditures	\$	27,847,260.29	\$ 22,531,098.88	\$ 26,056,910.58
	Excess of Estimated Revenue & Other Sources Over (Under) Estimated Expenditures	\$	1,144,573.32	\$ 2,404,381.14	\$ (909,513.89)
	Estimated Beginning Fund Balance - July 1		6,641,390.68	7,785,964.00	10,190,345.14
	Estimated Ending Fund Balance - June 30	\$	7,785,964.00	\$ 10,190,345.14	\$ 9,280,831.26

Warren County, Tennessee  
 General Fund  
 Schedule of Supplemental Information  
 For the Fiscal Year Ending June 30, 2025

C-1

Item No.	Account No.	Description	Actual 2022 - 2023	Estimated 2023 - 2024	Awarded 2024 - 2025
<b>54900-316 Other Public Safety - Contributions</b>					
1		Volunteer Fire Departments	\$ 77,000.00	\$ 112,000.00	\$ 140,000.00
2		Warren County Emergency Communications District	160,000.00	195,000.00	195,000.00
Total Account No. 54900-316			<u>\$ 237,000.00</u>	<u>\$ 307,000.00</u>	<u>\$ 335,000.00</u>
<b>55310-316 Regional Mental Health Center - Contributions</b>					
1		CHEER Mental Health Association	\$ 4,000.00	\$ 2,500.00	\$ -
Total Account No. 55310-316			<u>\$ 4,000.00</u>	<u>\$ 2,500.00</u>	<u>\$ -</u>
<b>55510-316 General Welfare Assistance - Contributions</b>					
1		Black History Museum of Warren County	5,000.00	2,000.00	-
2		Citizens for Progress Scholarship Program (The Foundation for Educatic	10,000.00	-	-
3		FC Boyd Christian School	-	-	-
4		Governor's Books from Birth	8,400.00	5,000.00	-
5		Habitat for Humanity	10,000.00	5,000.00	-
6		Heritage Alliance	2,000.00	2,000.00	-
7		Homeless of McMinnville Effort	8,500.00	10,000.00	-
8		Main Street McMinnville	6,500.00	6,000.00	6,000.00
9		Sister City Program	-	-	-
10		Upper Cumberland Veterans Cemetery	2,500.00	-	-
11		Young Men United	2,000.00	2,000.00	2,000.00
Total Account No. 55510-316			<u>\$ 54,900.00</u>	<u>\$ 32,000.00</u>	<u>\$ 8,000.00</u>
<b>55900-316 Other Public Health and Welfare - Contributions</b>					
1		America Red Cross	\$ 3,000.00	\$ -	\$ -
2		Caring Hearts United	2,000.00	2,000.00	2,000.00
3		Families in Crisis	6,000.00	8,500.00	8,500.00
4		Helping Hands	2,000.00	-	-
5		McMinnville Special Games	10,000.00	10,000.00	10,000.00
6		My Father's Closet	7,500.00	-	-
7		Pacesetters	-	-	-
8		Pregnancy Care Center of McMinnville	-	5,000.00	5,000.00
9		Warren County Emergency Food Bank	-	1,000.00	-
Total Account No. 55900-316			<u>\$ 30,500.00</u>	<u>\$ 26,500.00</u>	<u>\$ 25,500.00</u>
<b>56300-316 Senior Citizens Assistance - Contributions</b>					
1		McMinnville/Warren Co Senior Center & C.A.R.E.S.	\$ 30,000.00	30,000.00	34,166.65
2		Tennessee Opportunity Programs (RSVP)	2,915.00	-	-
3		Warren County Home Delivery Meals	20,000.00	20,000.00	21,166.65
Total Account No. 56300-316			<u>\$ 52,915.00</u>	<u>\$ 50,000.00</u>	<u>\$ 55,333.30</u>
<b>56500-316 Libraries - Contributions</b>					
1		Magness Memorial Library	\$ 120,000.00	\$ 120,000.00	\$ 120,000.00
Total Account No. 56500-316			<u>\$ 120,000.00</u>	<u>\$ 120,000.00</u>	<u>\$ 120,000.00</u>
<b>56700-316 Parks and Fair Boards - Contributions</b>					
1		Warren County A & L Fair	\$ 20,000.00	\$ 17,500.00	\$ 17,166.65
Total Account No. 56700-316			<u>\$ 20,000.00</u>	<u>\$ 17,500.00</u>	<u>\$ 17,166.65</u>
<b>58110-599 Tourism - Other Charges</b>					
1		McMinn/Warren Co Chamber of Commerce	\$ 12,500.00	\$ 12,500.00	\$ 7,000.00
Total Account No. 58110-599			<u>\$ 12,500.00</u>	<u>\$ 12,500.00</u>	<u>\$ 7,000.00</u>

Warren County, Tennessee  
Sanitation Fund  
Statement of Proposed Operations  
For the Fiscal Year Ending June 30, 2025

D - 1

Account No.	Description	Actual 2022 - 2023	Estimated 2023 - 2024	Estimated 2024 - 2025
<u>Estimated Revenues</u>				
40000	<u>LOCAL TAXES</u>			
40100	County Property Taxes			
40110	Current Property Tax	\$ 79,050.42	0.00	0.00
40115	Discount on Property Taxes	(797.14)	0.00	0.00
40120	Trustee's Collections - Prior Year	15,236.64	0.00	0.00
40125	Trustee's Collections - Bankruptcy	41.10	0.00	0.00
40130	Circuit Clerk/Clerk and Master Collections - Prior Years	1,546.94	0.00	0.00
40140	Interest and Penalty	2,591.03	0.00	0.00
40161	Payments in-Lieu-of Taxes - T.V.A.	1,090.90	0.00	0.00
40162	Payments in-Lieu-of Taxes - Local Utilities	3,685.60	0.00	0.00
40163	Payments in-Lieu-of Taxes - Other	23,681.37	0.00	0.00
40300	Statutory Local Taxes			
40320	Bank Excise Tax	17,118.31	0.00	(0.00)
40330	Wholesale Beer Tax	76,670.45	0.00	0.00
	Total Local Taxes	\$ 219,915.62	\$ 0.00	\$ (0.00)
43000	<u>CHARGES FOR CURRENT SERVICES</u>			
43100	General Service Charges			
43116	Surcharge - Waste Tire Disposal	\$ 10,135.00	0.00	0.00
	Total Charges for Current Services	\$ 10,135.00	\$ 0.00	\$ 0.00
44000	<u>OTHER LOCAL REVENUES</u>			
44100	Recurring Items			
44110	Investment Income	\$ 0.00	0.00	0.00
44145	Sale of Recycled Materials	26,394.08	0.00	0.00
44170	Miscellaneous Refunds	0.00	0.00	0.00
44530	Sale of Equipment	1,660.00	0.00	0.00
	Total Other Local Revenues	\$ 28,054.08	\$ 0.00	\$ 0.00
46000	<u>STATE OF TENNESSEE</u>			
46100	General Government Grants			
46400	Public Works Grants			
46170	Solid Waste Grants	0.00	0.00	
46430	Litter Program	34,101.85	0.00	0.00
46800	Other State Revenues			
46851	State Revenue Sharing - T.V.A.	388,417.65	0.00	0.00
46852	State Revenue Sharing - Telecommunications	4,614.12	0.00	(0.00)
46990	Other State Revenues	28,265.35	0.00	0.00
	Total State of Tennessee	\$ 455,398.97	\$ 0.00	\$ (0.00)
	Total Estimated Revenues	\$ 713,503.67	\$ 0.00	\$ (0.00)
<u>Estimated Expenditures</u>				
55000	<u>PUBLIC HEALTH AND WELFARE</u>			
55731	Waste Pickup			
105	Supervisor/Director	\$ 37,258.70	0.00	
147	Truck Drivers	103,578.96	0.00	
162	Clerical Personnel	8,413.98	0.00	
188	Bonus Payments	8,300.00	0.00	
201	Social Security	10,973.54	0.00	
204	Pensions	19,230.98	0.00	
206	Life Insurance	187.48	0.00	
207	Medical Insurance	14,666.50	0.00	
210	Unemployment Compensation	177.93	0.00	
307	Communication	1,874.69	0.00	
309	Contracts with Government Agencies	68,977.12	0.00	
329	Laundry Service	2,525.39	0.00	

333	Licenses		58.50		0.00
336	Maintenance and Repair Services - Equipment		3,313.24		0.00
338	Maintenance and Repair Services - Vehicles		10,858.65		0.00
348	Postal Charges		120.00		0.00
351	Rentals		15.00		0.00
355	Travel		1,023.74		0.00
412	Diesel Fuel		38,952.86		0.00
425	Gasoline		4,489.54		0.00
433	Lubricants		679.46		0.00
450	Tires and Tubes		2,914.67		0.00
452	Utilities		3,678.52		0.00
499	Other Supplies and Materials		1,840.20		0.00
513	Workers' Compensation Insurance		(5,122.22)		0.00
718	Motor Vehicles		0.00		0.00
724	Site Development		0.00		0.00
733	Solid Waste Equipment		0.00		0.00
790	Other Equipment		871.24		0.00
	Total Waste Pickup	\$	339,858.67	\$	0.00
					0.00
55732	Convenience Centers				
188	Bonus Payments	\$	10,200.00		0.00
189	Other Salaries and Wages		207,367.71		0.00
201	Social Security		16,079.05		0.00
204	Pensions		8,447.79		0.00
206	Life Insurance		0.00		0.00
207	Medical Insurance		5,566.00		0.00
210	Unemployment Compensation		696.10		0.00
307	Communication		3,398.96		0.00
312	Contracts with Private Agencies		307,284.14		0.00
332	Legal Notices, Recording, and Court Costs		0.00		0.00
336	Maintenance and Repair Services - Equipment		6,814.99		0.00
351	Rentals		9,000.00		0.00
452	Utilities		9,120.67		0.00
513	Workers' Compensation Insurance		(9,436.13)		0.00
724	Site Development		3,948.66		0.00
733	Solid Waste Equipment		42,502.52		0.00
790	Other Equipment		6,617.48		0.00
	Total Convenience Centers	\$	627,607.94	\$	0.00
					0.00
55759	Other Waste Disposal				
506	Liability Insurance	\$	(1,139.21)		0.00
510	Trustee's Commission		8,565.46		0.00
599	Other Charges		6,600.39		0.00
	Total Other Waste Disposal	\$	14,026.64	\$	0.00
					0.00
55900	Other Public Health and Welfare				
201	Social Security	\$	939.02		0.00
204	Pensions		640.91		0.00
206	Life Insurance		0.00		0.00
207	Medical Insurance		0.00		0.00
210	Unemployment Compensation		23.71		0.00
309	Contracts with Government Agencies		20,607.20		0.00
316	Contributions		244,848.29		0.00
	Total Other Public Health and Welfare	\$	267,059.13	\$	0.00
					0.00
	Total Estimated Expenditures	\$	1,248,552.38	\$	0.00
					0.00
	Excess of Estimated Revenues Over (Under) Estimated Expenditures	\$	(535,048.71)	\$	0.00
					(0.00)
	Estimated Beginning Fund Balance - July 1	\$	535,048.71	\$	0.00
					0.00
	Estimated Ending Fund Balance - June 30	\$	0.00	\$	0.00
					(0.00)
					0.00
			926,577.00		(1,784,152.00)
			1,461,625.71		(1,784,152.00)

Warren County, Tennessee  
 Ambulance Service Fund  
 Statement of Proposed Operations  
 For the Fiscal Year Ending June 30, 2025

D - 2

Account No.	Description	Actual 2022 - 2023	Estimated 2023 - 2024	Estimated 2024 - 2025
<u>Estimated Revenues</u>				
40000	<u>LOCAL TAXES</u>			
40100	County Property Taxes			
40110	Current Property Tax	\$ 766,984.71	1,255,337.00	1,213,894.00
40115	Discount on Property Taxes	(7,663.63)	(13,728.51)	(12,000.00)
40120	Trustee's Collections - Prior Year	29,002.15	27,000.00	35,727.00
40125	Trustee's Collections - Bankruptcy	110.08	430.00	715.00
40130	Circuit Clerk/Clerk and Master Collections - Prior Years	6,480.83	9,500.00	10,718.00
40140	<u>Interest and Penalty</u>	5,741.73	4,600.00	6,788.00
40161	Payments in-Lieu-of Taxes - T.V.A.	2,661.23	2,600.00	2,644.00
40162	Payments in-Lieu-of Taxes - Local Utilities	8,298.94	9,597.00	10,004.00
40163	Payments in-Lieu-of Taxes - Other	44,436.58	48,065.00	47,517.00
40300	Statutory Local Taxes			
40320	Bank Excise Tax	15,579.04	17,000.00	15,719.88
	Total Statutory Local Taxes	\$ 871,631.66	\$ 1,360,400.49	\$ 1,331,726.88
43000	<u>CHARGES FOR CURRENT SERVICES</u>			
43100	General Service Charges			
43120	Patient Charges	\$ 2,768,622.10	2,811,030.00	2,900,000.00
	Total Charges for Current Services	\$ 2,768,622.10	\$ 2,811,030.00	\$ 2,900,000.00
44000	<u>OTHER LOCAL REVENUES</u>			
44100	Recurring Items			
44110	Investment Income	\$ 0.00		0.00
44170	Miscellaneous Refunds	(1,749.44)	0.00	0.00
44530	Sale of Equipment	10,700.00	0.00	0.00
	Total Other Local Revenues	\$ 8,950.56	\$ 0.00	\$ 0.00
46000	<u>STATE OF TENNESSEE</u>			
46800	Other State Revenues			
46852	State Revenue Sharing - Telecommunications	\$ 10,305.29	10,000.00	11,432.64
46990	Other State Revenues	0.00	1,800.00	500.00
	Total State of Tennessee	\$ 10,305.29	\$ 11,800.00	\$ 11,932.64
47000	<u>FEDERAL GOVERNMENT</u>			
47100	Federal Through State			
47235	Homeland Security Grants	\$ 0.12	\$ 22,593.00	\$ 22,350.00
47402	American Rescue Plan Act Grant #2	0.00	0.00	0.00
	Total Federal Government	\$ 0.12	\$ 22,593.00	\$ 22,350.00
48000	<u>OTHER GOVERNMENTS AND CITIZENS GROUPS</u>			
48100	Other Governments			
48130	Contributions	\$ 7,300.00	0.00	0.00
	Total Other Governments & Citizens Groups	\$ 7,300.00	\$ 0.00	\$ 0.00
49000	<u>OTHER SOURCES (NON-REVENUE)</u>			
49600	Proceeds from Sale of Capital Assets	\$ 0.00	\$ 0.00	\$ 0.00
49700	Insurance Recovery	2,450.52	0.00	0.00
	Total Other Sources (Non-Revenue)	2,450.52	0.00	0.00
	Total Estimated Revenues and Other Sources	\$ 3,669,260.25	\$ 4,205,823.49	\$ 4,266,009.51
<u>Estimated Expenditures</u>				

54000	<u>PUBLIC SAFETY</u>			
54410	Civil Defense			
103	Assistant(s)	\$ 0.00	0.00	0.00
105	Supervisor/Director	36,491.15	36,490.00	38,990.00
188	Bonus Payments	0.00	1,000.00	0.00
196	In-service Training	350.00	0.00	0.00
201	Social Security	2,791.58	2,868.00	2,993.00
204	Pensions	4,443.65	4,593.00	4,786.00
206	Life Insurance	0.00	0.00	100.00
210	Unemployment Compensation	20.98	29.55	150.00
307	Communication	2,789.31	2,418.00	4,000.00
320	Dues and Memberships	55.00	55.00	250.00
338	Maintenance and Repair Services - Vehicles	337.40	1,500.00	3,000.00
355	Travel	0.00	0.00	800.00
399	Other Contracted Services	1,381.60	1,467.50	2,000.00
412	Diesel Fuel	0.00	0.00	2,000.00
425	Gasoline	1,116.03	500.00	150.00
435	Office Supplies	219.98	0.00	250.00
499	Other Supplies and Materials	0.00	0.00	500.00
524	In Service/Staff Development	0.00	475.00	0.00
790	Other Equipment	0.00	0.00	500.00
	Total Civil Defense	\$ 49,996.68	\$ 51,396.05	\$ 60,469.00
54420	Rescue Squad			
316	Contributions	\$ 28,500.00	28,500.00	28,500.00
	Total Rescue Squad	\$ 28,500.00	\$ 28,500.00	\$ 28,500.00
55000	<u>PUBLIC HEALTH AND WELFARE</u>			
55130	Ambulance/Emergency Medical Services			
105	Supervisor/Director	\$ 69,138.00	74,538.00	78,563.00
119	Accountants/Bookkeepers	82,994.26	65,686.62	101,250.00
131	Medical Personnel	2,154,843.92	2,263,130.93	2,560,950.00
188	Bonus Payments	4,000.00	37,500.00	0.00
196	In-service Training	22,715.75	0.00	0.00
201	Social Security	166,944.45	186,725.45	209,678.00
204	Pensions	242,374.84	299,004.80	335,753.00
206	Life Insurance	968.18	1,313.07	2,000.00
207	Medical Insurance	132,596.08	139,541.83	145,288.00
210	Unemployment Compensation	1,092.29	1,215.75	6,500.00
307	Communication	15,874.99	11,878.70	15,500.00
317	Data Processing Services	125,599.53	120,000.00	120,000.00
329	Laundry Service	0.00	0.00	0.00
333	Licenses	3,425.50	844.00	4,000.00
335	Maintenance and Repair Services - Buildings	2,444.83	6,195.23	10,000.00
336	Maintenance and Repair Services - Equipment	13,145.62	19,574.96	25,000.00
338	Maintenance and Repair Services - Vehicles	25,400.44	32,111.57	35,000.00
348	Postal Charges	55.23	57.96	800.00
349	Printing, Stationery, and Forms	790.55	0.00	1,000.00
355	Travel	1,284.00	2,028.00	33,000.00
399	Other Contracted Services	8,455.50	10,833.33	11,000.00
410	Custodial Supplies	7,816.53	6,918.75	9,000.00
412	Diesel Fuel	114,281.53	122,709.28	130,000.00
413	Drugs and Medical Supplies	119,705.06	105,100.81	130,000.00
425	Gasoline	7,502.73	12,000.00	12,000.00
433	Lubricants	9,258.47	11,389.89	12,000.00
435	Office Supplies	2,547.26	2,538.48	3,500.00
450	Tires and Tubes	14,591.45	14,443.76	18,000.00
451	Uniforms	13,084.40	17,474.72	18,000.00
452	Utilities	13,385.56	13,238.57	18,000.00
499	Other Supplies and Materials	1,899.12	32.15	2,000.00
502	Building and Contents Insurance	900.00	0.00	900.00
506	Liability Insurance	113,411.00	144,507.00	150,000.00
509	Refunds	14,445.53	15,064.83	20,000.00
510	Trustee's Commission	44,212.49	43,410.03	48,000.00
513	Workers' Compensation Insurance	93,079.00	0.00	150,000.00
524	In Service/Staff Development	0.00	18,794.31	0.00
530	Fines, Assessments, and Penalties	96,933.74	48,666.67	80,000.00
599	Other Charges	127.75	4,279.84	5,000.00
709	Data Processing Equipment	5,844.00	2,495.20	5,000.00
711	Furniture and Fixtures	(103.10)	2,338.67	5,000.00
718	Motor Vehicles	0.00	236,560.00	200,000.00
719	Office Equipment	0.00	933.33	3,000.00
735	Health Equipment	28,027.25	26,018.92	35,000.00
790	Other Equipment	0.00	0.00	0.00
	Total Ambulance/Emergency Medical Services	\$ 3,775,093.73	\$ 4,121,095.41	\$ 4,749,682.00
58804	COVID-19 Grant #4			
718	Motor Vehicles	\$ 0.00	0.00	0.00
	Total COVID-19 Grant # 3	\$ 0.00	\$ 0.00	\$ 0.00

58805	COVID-19 Grant #5				
718	Motor Vehicles	\$	0.00	0.00	0.00
	Total COVID-19 Grant # 4	\$	0.00	\$ 0.00	\$ 0.00
	Total Estimated Expenditures	\$	3,853,590.41	\$ 4,200,991.46	\$ 4,838,651.00
	Excess of Estimated Revenue and Other Sources Over (Under) Estimated Expenditures	\$	(184,330.16)	\$ 4,832.03	\$ (572,641.49)
	Estimated Beginning Fund Balance - July 1	\$	1,783,460.16	\$ 1,599,130.00	\$ 1,603,962.03
	Estimated Ending Fund Balance - June 30	\$	1,599,130.00	\$ 1,603,962.03	\$ 1,031,320.54
			1,497,923.00		
			1,682,253.16		

Warren County, Tennessee  
**Drug Control Fund**  
**Statement of Proposed Operations**  
**For the Fiscal Year Ending June 30, 2025**

D - 3

Account No.	Description	Actual 2022 - 2023	Estimated 2023 - 2024	Estimated 2024 - 2025
<u>Estimated Revenues</u>				
42000	<u>FINES, FORFEITURES AND PENALTIES</u>			
42100	Circuit Court			
42120	Officers Costs	\$ 738.62	2,155.55	1,000.00
42140	Drug Control Fines	18,985.98	21,000.00	23,000.00
42141	Drug Court Fees	100.00	0.00	
42300	General Sessions Court			
42310	Fines	0.00	0.00	
42340	Drug Control Fines	21,040.94	20,000.00	21,000.00
42341	Drug Court Fees	0.00		
42800	Judicial District Drug Program			
42865	Drug Task Force Forfeitures and Seizures	14,075.00	15,000.00	15,000.00
42900	Other Fines, Forfeitures, and Penalties			
42910	Proceeds from Confiscated Property	8,504.00	8,000.00	8,000.00
42990	Other Fines, Forfeitures, and Penalties	8,539.50	0.00	0.00
	Total Fines, Forfeitures, and Penalties	\$ 71,984.04	\$ 66,155.55	\$ 68,000.00
44000	<u>OTHER LOCAL REVENUES</u>			
44500	Nonrecurring Items			
44570	Contributions and Gifts	\$ 500.00	0.00	0.00
	Total Other Local Revenues	\$ 500.00	\$ 0.00	\$ 0.00
47000	<u>FEDERAL GOVERNMENT</u>			
47990	Other Direct Federal Revenue	\$ 610.06	0.00	0.00
	Total Federal Government	\$ 610.06	\$ 0.00	\$ 0.00
49000	<u>OTHER SOURCES (NON-REVENUE)</u>			
49700	Insurance Recovery	\$ 0.00	0.00	0.00
	Total Other Sources (Non-Revenue)	\$ 0.00	\$ 0.00	\$ 0.00
	Total Estimated Revenues	\$ 73,094.10	\$ 66,155.55	\$ 68,000.00
<u>Estimated Expenditures</u>				
54000	<u>PUBLIC SAFETY</u>			
54150	Drug Enforcement			
319	Confidential Drug Enforcement Payments	\$ 0.00	25,714.29	30,000.00
320	Dues and Memberships	4,126.00	4,200.00	4,200.00
334	Maintenance Agreements	2,000.00	2,000.00	2,000.00
399	Other Contracted Services	9,958.71	8,900.00	10,000.00
499	Other Supplies and Materials	8,879.87	9,050.00	15,000.00
510	Trustee's Commission	612.70	360.00	2,000.00
599	Other Charges	17,268.55	14,239.00	40,000.00
716	Law Enforcement Equipment	4,309.00	0.00	15,000.00
718	Motor Vehicles	64,869.75	25,109.00	0.00
	Total Drug Enforcement	\$ 112,024.58	\$ 89,572.29	\$ 118,200.00
	Total Estimated Expenditures	\$ 112,024.58	\$ 89,572.29	\$ 118,200.00
	Excess of Estimated Revenues Over (Under) Estimated Expenditures	\$ (38,930.48)	\$ (23,416.74)	\$ (50,200.00)
	Estimated Beginning Fund Balance - July 1	\$ 221,236.48	\$ 182,306.00	\$ 158,889.26
	Estimated Ending Fund - June 30	\$ 182,306.00	\$ 158,889.26	\$ 108,689.26

Warren County, Tennessee  
Highway/Public Works Fund  
Statement of Proposed Operations  
For the Fiscal Year Ending June 30, 2025

D - 4

Account No.	Description	Actual 2022 - 2023	Estimated 2023 - 2024	Estimated 2024 - 2025
<u>Estimated Revenues</u>				
40000	<u>LOCAL TAXES</u>			
40100	County Property Taxes			
40110	Current Property Tax	\$ 586,489.50	560,299.00	580,200.00
40115	Discount on Property Taxes	(5,865.37)	(6,617.00)	(6,100.00)
40120	Trustee's Collections - Prior Year	15,929.64	17,735.00	17,100.00
40125	Trustee's Collections - Bankruptcy	62.77	150.00	400.00
40130	Circuit Clerk/Clerk and Master Collections - Prior Years	3,548.06	4,200.00	5,200.00
40140	Interest and Penalty	3,356.07	3,400.00	3,300.00
40161	Payments in-Lieu-of Taxes - T.V.A.	1,456.91	1,300.00	1,300.00
40162	Payments in-Lieu-of Taxes - Local Utilities	4,543.44	4,700.00	4,800.00
40163	Payments in-Lieu-of Taxes - Other	24,327.84	23,294.00	22,800.00
40200	County Local Option Taxes			
40280	Mineral Severance Tax	22,967.66	30,000.00	24,000.00
40300	Statutory Local Taxes			
40320	Bank Excise Tax	8,529.11	8,600.00	7,600.00
	Total Local Taxes	\$ 665,345.63	\$ 647,061.00	\$ 660,600.00
44000	<u>OTHER LOCAL REVENUES</u>			
44100	Recurring Items			
44145	Sale of Recycled Materials	\$ 407.96	413.71	0.00
44170	Miscellaneous Refunds	4,456.36	0.00	0.00
44500	Nonrecurring Items			
44530	Sale of Equipment	233,750.00	22,100.00	0.00
	Total Other Local Revenues	\$ 238,614.32	\$ 22,513.71	\$ 0.00
46000	<u>STATE OF TENNESSEE</u>			
46400	Public Works Grants			
46410	Bridge Program	\$ 0.00	345,804.28	0.00
46420	State Aid Program	0.00	0.00	1,960,000.00
46800	Other State Revenues			
46851	State Revenue Sharing - T.V.A.	31,714.68	32,297.32	30,940.00
46852	State Revenue Sharing - Telecommunications	5,641.86	5,600.00	5,464.25
46920	Gasoline and Motor Fuel Tax	2,607,978.58	2,555,000.00	2,650,000.00
46930	Petroleum Special Tax	27,134.78	24,873.55	28,000.00
	Total State of Tennessee	\$ 2,672,469.90	\$ 2,963,575.15	\$ 4,674,404.25
	Total Estimated Revenues and Other Sources	\$ 3,576,429.85	\$ 3,633,149.86	\$ 5,335,004.25
<u>Estimated Expenditures</u>				
60000	<u>HIGHWAYS</u>			
61000	Administration			
101	County Official/Administrative Officer	\$ 98,425.00	103,346.00	108,514.00
103	Assistant(s)	48.00	(912.40)	0.00
105	Supervisor/Director	40,455.38	49,200.00	51,700.00
119	Accountants/Bookkeepers	45,698.18	49,220.00	51,700.00
207	Medical Insurance	14,572.65	4,800.00	5,000.00
302	Advertising	1,400.00	1,000.00	2,500.00
317	Data Processing Services	1,496.00	1,109.00	1,500.00
320	Dues and Memberships	4,453.00	4,108.00	5,000.00
337	Maintenance and Repair Services - Office Equipment	0.00	0.00	500.00
348	Postal Charges	306.00	198.00	400.00
349	Printing, Stationery, and Forms	784.46	820.94	1,000.00
355	Travel	655.36	0.00	1,000.00
435	Office Supplies	168.52	900.00	1,000.00
599	Other Charges	361.59	315.00	500.00
709	Data Processing Equipment	0.00	0.00	2,000.00
719	Office Equipment	0.00	0.00	1,000.00
	Total Administration	\$ 208,824.14	\$ 214,104.54	\$ 233,314.00

62000	Highway and Bridge Maintenance			
143	Equipment Operators	\$ 223,567.01	244,783.67	305,000.00
147	Truck Drivers	59,628.61	63,244.34	117,500.00
149	Laborers	254,081.83	330,450.16	270,000.00
187	Overtime	0.00	0.00	170,000.00
207	Medical Insurance	48,306.35	40,690.91	50,000.00
351	Rentals	3,027.00	1,500.00	2,500.00
399	Other Contracted Services	1,210,762.25	1,500,000.00	1,500,000.00
405	Asphalt - Liquid	159,300.46	157,400.00	175,000.00
408	Concrete	64.90	2,200.00	10,000.00
409	Crushed Stone	49,172.14	54,000.00	80,000.00
412	Diesel Fuel	0.00	0.00	0.00
425	Gasoline	0.00	0.00	0.00
426	General Construction Materials	0.00	0.00	1,000.00
436	Other Road Materials	1,826.57	1,100.00	2,000.00
438	Pipe	0.00	0.00	1,000.00
439	Pipe - Concrete	0.00	0.00	0.00
440	Pipe - Metal	17,086.76	4,843.43	20,000.00
443	Road Signs	24,898.46	21,431.15	30,000.00
444	Salt	6,520.72	18,206.84	20,000.00
599	Other Charges	0.00	0.00	1,000.00
	Total Highway and Bridge Maintenance	\$ 2,058,243.06	\$ 2,439,850.50	\$ 2,755,000.00
63100	Operation and Maintenance of Equipment			
336	Maintenance and Repair Services - Equipment	\$ 33,170.70	16,971.29	35,000.00
353	Towing Services	2,480.30	0.00	2,500.00
412	Diesel Fuel	97,801.38	76,380.82	115,000.00
418	Equipment and Machinery Parts	53,612.23	56,770.58	80,000.00
424	Garage Supplies	4,280.27	7,246.83	15,000.00
425	Gasoline	27,586.17	24,902.47	65,000.00
433	Lubricants	8,834.69	13,000.00	15,000.00
450	Tires and Tubes	8,212.24	11,975.25	20,000.00
599	Other Charges	80.50	175.71	500.00
	Total Operation & Maintenance of Equipment	\$ 236,058.48	\$ 207,422.95	\$ 348,000.00
65000	Other Charges			
307	Communication	\$ 5,672.09	5,714.01	7,500.00
316	Contributions	0.00	0.00	4,000.00
328	Janitorial Services	3,640.00	2,880.00	4,000.00
335	Maintenance and Repair Services - Buildings	480.00	1,486.75	1,500.00
410	Custodial Supplies	571.54	518.06	1,200.00
413	Drugs and Medical Supplies	92.52	72.10	350.00
415	Electricity	7,516.40	6,955.94	8,000.00
422	Food Supplies	80.26	100.01	500.00
434	Natural Gas	5,712.01	5,100.00	7,500.00
454	Water and Sewer	725.99	708.29	1,000.00
502	Building and Contents Insurance	2,000.00	2,000.00	2,000.00
506	Liability Insurance	28,647.00	35,000.00	40,000.00
510	Trustee's Commission	39,347.95	42,893.28	45,000.00
511	Vehicle and Equipment Insurance	0.00	8,000.00	8,000.00
513	Workers' Compensation Insurance	54,132.00	55,000.00	60,000.00
599	Other Charges	845.00	800.00	2,500.00
	Total Other Charges	\$ 149,462.76	\$ 167,228.44	\$ 193,050.00
66000	Employee Benefits			
188	Bonus Payments	\$ 15,400.00	14,000.00	0.00
201	Social Security	53,243.94	60,000.00	65,000.00
204	Pensions	81,469.87	96,000.00	100,000.00
206	Life Insurance	501.15	500.00	750.00
207	Medical Insurance	0.00	15,000.00	0.00
210	Unemployment Compensation	3,137.05	3,000.00	5,000.00
451	Uniforms	12,077.90	13,500.00	17,000.00
	Total Employee Benefits	\$ 165,829.91	\$ 202,000.00	\$ 187,750.00
68000	Capital Outlay			
308	Consultants	\$ 9,341.00	0.00	0.00
321	Engineering Services	114,595.23	128,179.46	100,000.00
705	Bridge Construction	230,408.67	640,000.00	1,200,000.00
707	Building Improvements	7,332.59	0.00	0.00
708	Communication Equipment	2,664.00	4,229.81	2,500.00
711	Furniture and Fixtures	0.00	0.00	2,000.00
714	Highway Equipment	485,958.96	220,000.00	300,000.00
718	Motor Vehicles	0.00	67,714.29	140,000.00
726	State Aid Projects	0.00	350,000.00	0.00
799	Other Capital Outlay	0.00	0.00	5,000.00
	Total Capital Outlay	\$ 850,300.45	\$ 1,410,123.56	\$ 1,749,500.00

Total Estimated Expenditures	\$	3,668,718.80	\$	4,640,729.99	\$	5,466,614.00
Excess of Estimated Revenues and Other Sources Over (Under) Estimated Expenditures	\$	(92,288.95)	\$	(1,007,580.13)	\$	(131,609.75)
Estimated Beginning Fund Balance - July 1		2,418,282.95		2,325,994.00		1,318,413.87
Estimated Ending Fund Balance - June 30	\$	2,325,994.00	\$	1,318,413.87	\$	1,186,804.12

Warren County, Tennessee  
 General Purpose School Fund  
 Statement of Proposed Operations  
 For the Fiscal Year Ending June 30, 2025

D - 5

Account No.	Description	Actual 2022 - 2023	Estimated 2023 - 2024	Estimated 2024 - 2025
<u>Estimated Revenues</u>				
40000	<u>LOCAL TAXES</u>			
40100	County Property Taxes			
40110	Current Property Tax	\$ 5,185,323.31	3,502,821.65	2,903,504.00
40111	Current Property Tax - Tax Increment Financing	0.00	24,507.00	0.00
40115	Discount on Property Taxes	(51,749.71)	(40,030.50)	(52,000.00)
40120	Trustee's Collections - Prior Year	140,132.72	145,000.00	85,450.00
40125	Trustee's Collections - Bankruptcy	548.29	1,500.00	1,700.00
40130	Circuit Clerk/Clerk and Master Collections - Prior Years	30,806.23	52,000.00	25,630.00
40140	Interest and Penalty	29,246.93	29,500.00	16,230.00
40161	Payments in-Lieu-of Taxes - T.V.A.	12,649.79	7,711.00	6,320.00
40162	Payments in-Lieu-of Taxes - Local Utilities	39,448.58	27,971.00	23,920.00
40163	Payments in-Lieu-of Taxes - Other	211,226.91	137,948.00	113,650.00
40200	County Local Option Taxes	0.00	0.00	0.00
40210	Local Option Sales Tax	10,610,759.65	11,300,000.00	11,400,000.00
40275	Mixed Drink Tax	6,033.15	6,500.00	10,000.00
40300	Statutory Local Taxes	0.00	0.00	0.00
40320	Bank Excise Tax	74,054.14	75,000.00	37,610.00
	Total Local Taxes	\$ 16,288,479.99	\$ 15,270,428.15	\$ 14,572,014.00
43000	<u>CHARGES FOR CURRENT SERVICES</u>			
43300	Fees			
43370	Telephone Commissions	\$ 142.90	0.14	0.00
43500	Education Charges	0.00	0.00	0.00
43517	Tuition - Other	1,117.44	30,750.00	231,510.00
43570	Receipts from Individual Schools	237,684.14	123,000.00	200,000.00
43990	Other Charges for Services	0.00	0.00	0.00
	Total Charges for Current Services	\$ 238,944.48	\$ 153,750.00	\$ 431,510.00
44000	<u>OTHER LOCAL REVENUES</u>			
44100	Recurring Items			
44110	Investment Income	\$ 5,446.68	4,700.00	4,000.00
44165	Rebates	0.00	0.00	0.00
44170	Miscellaneous Refunds	(11,744.37)	0.00	10,000.00
44500	Nonrecurring Items	0.00	0.00	0.00
44530	Sale of Equipment	25,331.40	27,000.00	25,000.00
44540	Sale of Property	0.00	200.00	1,000.00
44550	Resale of Materials - T&I House	0.00	0.00	25,000.00
44560	Damages Recovered from Individuals	70.00	0.00	500.00
44570	Contributions and Gifts	62,353.49	68,000.00	105,000.00
	Total Other Local Revenues	\$ 81,457.20	\$ 99,900.00	\$ 170,500.00
46000	<u>STATE OF TENNESSEE</u>			
46100	General Government Grants			
46175	On-behalf Contributions for OPEB	\$ 0.00	0.00	0.00
46500	State Education Funds	366,005.66	0.00	0.00
46510	Tennessee Investment in Student Achievement (TISA)	0.00	49,380,451.00	50,519,969.00
46511	Basic Education Program	39,367,935.56	0.00	0.00
46515	Early Childhood Education	795,669.58	795,000.00	910,776.00
46550	Driver Education	15,136.68	15,000.00	20,000.00
46590	Other State Education Funds	851,495.29	485,000.00	527,194.00
46610	Career Ladder Program	72,489.70	61,000.00	75,000.00
46640	Vocational Equipment	0.00	0.00	0.00
46790	Other Vocational	16,715.47	400,000.00	2,170,311.00
46800	Other State Revenues	0.00	0.00	0.00
46851	State Revenue Sharing - T.V.A.	321,677.44	327,588.00	313,900.00
46852	State Revenue Sharing - Telecommunications	48,985.61	28,800.00	27,400.00
46950	T.B.I. - Equipment Reimbursement	0.00	0.00	0.00
46980	Other State Grants	0.00	0.00	0.00
46981	Safe Schools	140,980.00	0.00	0.00
46990	Other State Revenues	0.00	0.00	0.00
	Total State of Tennessee	\$ 41,997,090.99	\$ 51,492,839.00	\$ 54,564,550.00

47000	<u>FEDERAL GOVERNMENT</u>			
47100	Federal Through State			
47302	COVID-19 Grant #2	\$ 0.00	0.00	0.00
47304	COVID-19 Grant #4	0.00	0.00	0.00
47114	USDA - Other	185,485.92	0.00	0.00
47590	Other Federal through State	508,708.02	240,000.00	240,410.00
47600	Direct Federal Revenue	0.00	0.00	0.00
47640	ROTC Reimbursement	64,323.21	68,000.00	80,000.00
47690	Medicare	0.00	0.00	0.00
47990	Other Direct Federal Revenue	0.00	0.00	0.00
	Total Federal Government	\$ 758,517.15	\$ 308,000.00	\$ 320,410.00
48000	<u>OTHER GOVERNMENTS &amp; CITIZENS GROUPS</u>			
48100	Other Governments			
48130	Contributions	\$ 0.00	\$ 0.00	\$ 0.00
	Total Other Governments & Citizens Groups	\$ 0.00	\$ 0.00	\$ 0.00
49000	<u>OTHER SOURCES (Non-Revenue)</u>			
49200	Notes Issued	\$ 0.00	\$ 0.00	\$ 0.00
49700	Insurance Recovery	55,902.38	0.00	0.00
49800	Transfers In	0.00	0.00	0.00
	Total Other Sources	\$ 55,902.38	\$ 0.00	\$ 0.00
	Total Estimated Revenues and Other Sources	\$ 59,420,392.19	\$ 67,324,917.15	\$ 70,058,984.00
	<u>Estimated Expenditures</u>			
71000	<u>INSTRUCTION</u>			
71100	Regular Instruction Program			
116	Teachers	\$ 18,081,949.09	19,552,930.14	21,180,000.00
117	Career Ladder Program	40,500.00	28,252.50	45,000.00
128	Homebound Teachers	20,182.50	13,432.50	20,000.00
140	Salary Supplements	301,761.93	409,879.40	540,000.00
163	Educational Assistants	975,353.97	823,779.30	1,130,000.00
165	Cafeteria Personnel	0.00	0.00	0.00
188	Bonus Payments	0.00	0.00	0.00
189	Other Salaries and Wages	335,851.81	127,192.88	876,000.00
195	Certified Substitute Teachers	13,118.00	38,685.00	35,000.00
198	Non-certified Substitute Teachers	314,325.49	369,922.88	450,000.00
201	Social Security	1,166,215.26	1,235,441.54	1,504,200.00
204	Pensions	1,650,692.75	1,523,341.55	1,630,400.00
207	Medical Insurance	2,149,623.86	2,186,053.17	2,500,000.00
210	Unemployment Compensation	(138.29)	0.00	5,000.00
212	Employer Medicare	273,076.82	290,724.26	351,800.00
217	Retirement - Hybrid Stabilization	69,871.53	84,278.40	92,000.00
370	Contracts for Substitute Teachers - Non-certified	0.00	0.00	0.00
399	Other Contracted Services	0.00	0.00	1,000.00
429	Instructional Supplies and Materials	277,168.80	430,997.40	350,000.00
430	Textbooks - Electronic	0.00	9,940.19	0.00
449	Textbooks - Bound	142,025.38	1,627,999.75	1,800,000.00
499	Other Supplies and Materials	20,713.16	7,080.56	35,000.00
599	Other Charges	135,572.63	69,975.08	215,000.00
722	Regular Instruction Equipment	649,358.94	0.00	690,000.00
	Total Regular Instruction Program	\$ 26,617,223.63	\$ 28,829,906.50	\$ 33,450,400.00
71150	Alternative Instruction Program			
116	Teachers	\$ 319,173.60	282,099.66	420,000.00
163	Educational Assistants	77,518.08	101,568.98	157,000.00
188	Bonus Payments	0.00	0.00	0.00
201	Social Security	23,073.71	23,292.84	35,800.00
204	Pensions	36,855.72	33,794.96	46,000.00
207	Medical Insurance	43,057.80	45,165.00	65,200.00
210	Unemployment Compensation	1.12	1.82	500.00
212	Employer Medicare	5,396.25	5,447.52	9,400.00
217	Retirement - Hybrid Stabilization	518.64	556.56	1,450.00
430	Textbooks - Electronic	0.00	0.00	0.00
	Total Alternative Instruction Program	\$ 505,594.92	\$ 491,927.34	\$ 735,350.00
71200	Special Education Program			
116	Teachers	\$ 2,153,742.52	2,439,892.00	2,638,275.00
117	Career Ladder Program	7,000.00	6,000.00	8,000.00
128	Homebound Teachers	2,265.00	1,500.00	15,000.00
163	Educational Assistants	537,634.64	749,777.00	845,000.00
171	Speech Pathologist	205,146.90	280,600.00	290,200.00
188	Bonus Payments	0.00	0.00	0.00
195	Certified Substitute Teachers	249.00	1,335.00	6,000.00

198	Non-certified Substitute Teachers	38,544.00	46,113.00	60,000.00
201	Social Security	171,468.05	207,122.00	239,500.00
204	Pensions	256,360.22	280,494.00	304,600.00
207	Medical Insurance	337,302.59	358,050.00	400,000.00
210	Unemployment Compensation	6.07	15.00	1,500.00
212	Employer Medicare	40,101.49	48,440.00	56,100.00
217	Retirement - Hybrid Stabilization	6,399.96	8,080.00	10,600.00
322	Evaluation and Testing	0.00	15,000.00	15,000.00
369	Contracts for Substitute Teachers - Certified	0.00	0.00	0.00
370	Contracts for Substitute Teachers - Non-certified	0.00	0.00	0.00
429	Instructional Supplies and Materials	38,880.54	43,000.00	43,000.00
725	Special Education Equipment	14,998.18	14,979.00	15,000.00
	<b>Total Special Education Program</b>	<b>\$ 3,810,099.16</b>	<b>\$ 4,500,397.00</b>	<b>\$ 4,947,775.00</b>
71300	<b>Career and Technical Education Program</b>			
116	Teachers	\$ 1,299,138.75	1,593,763.00	1,880,000.00
117	Career Ladder Program	1,000.00	2,000.00	2,000.00
162	Clerical Personnel	0.00	0.00	3,000.00
188	Bonus Payments	0.00	0.00	0.00
189	Other Salaries and Wages	25,997.98	0.00	16,000.00
195	Certified Substitute Teachers	0.00	2,000.00	2,000.00
198	Non-certified Substitute Teachers	25,892.50	28,000.00	30,000.00
201	Social Security	78,015.88	95,000.00	119,900.00
204	Pensions	110,701.38	113,500.00	120,100.00
207	Medical Insurance	162,256.69	175,500.00	228,000.00
210	Unemployment Compensation	3.51	10.00	1,000.00
212	Employer Medicare	18,245.72	22,500.00	28,100.00
217	Retirement - Hybrid Stabilization	3,326.38	5,600.00	6,500.00
355	Travel	0.00	0.00	0.00
399	Other Contracted Services	43,148.42	70,000.00	35,000.00
429	Instructional Supplies and Materials	151,134.78	417,700.00	155,251.00
448	T&I Construction Materials	8,286.90	2,500.00	30,000.00
471	Software	0.00	75,085.00	857.00
730	Vocational Instruction Equipment	27,995.97	469,300.00	194,508.00
790	Other Equipment	39,719.97	15,000.00	20,055.00
	<b>Total Vocational Education Program</b>	<b>\$ 1,994,864.83</b>	<b>\$ 3,087,458.00</b>	<b>\$ 2,872,271.00</b>
72000	<b>SUPPORT SERVICES</b>			
72110	<b>Attendance</b>			
105	Supervisor/Director	\$ 77,799.98	81,226.20	87,000.00
117	Career Ladder Program	1,000.00	666.67	1,000.00
161	Secretary(ies)	0.00	325,029.45	415,000.00
162	Clerical Personnel	35,678.59	40,420.51	45,000.00
188	Bonus Payments	0.00	0.00	0.00
189	Other Salaries and Wages	260,191.32	3,880.00	0.00
201	Social Security	22,178.69	26,495.95	34,000.00
204	Pensions	40,915.05	50,215.68	62,000.00
207	Medical Insurance	35,446.85	46,494.67	61,000.00
210	Unemployment Compensation	1.63	2.63	500.00
212	Employer Medicare	5,186.99	6,196.60	8,000.00
355	Travel	2,154.99	2,632.91	5,000.00
399	Other Contracted Services	58,758.76	84,003.20	83,000.00
499	Other Supplies and Materials	12,482.48	25,174.75	24,000.00
704	Attendance Equipment	19,424.98	11,028.84	25,000.00
	<b>Total Attendance</b>	<b>\$ 571,220.31</b>	<b>\$ 703,468.06</b>	<b>\$ 850,500.00</b>
72120	<b>Health Services</b>			
105	Supervisor/Director	\$ 62,376.24	67,500.00	71,000.00
130	Social Workers	0.00	0.00	115,000.00
131	Medical Personnel	576,433.32	731,200.00	747,500.00
188	Bonus Payments	0.00	0.00	0.00
189	Other Salaries and Wages	166,448.16	147,000.00	95,000.00
201	Social Security	45,376.00	53,800.00	63,800.00
204	Pensions	83,242.98	95,700.00	126,000.00
207	Medical Insurance	34,848.00	40,500.00	50,300.00
210	Unemployment Compensation	2.52	2.00	500.00
212	Employer Medicare	10,686.26	12,700.00	15,000.00
217	Retirement - Hybrid Stabilization	0.00	1,400.00	1,600.00
355	Travel	9,661.42	12,000.00	18,000.00
399	Other Contracted Services	5,393.81	6,100.00	144,000.00
413	Drugs and Medical Supplies	6,783.37	18,000.00	18,000.00
499	Other Supplies and Materials	8,826.40	9,500.00	15,000.00
599	Other Charges	13,486.97	35,000.00	35,000.00
735	Health Equipment	2,263.65	10,000.00	15,000.00
	<b>Total Health Services</b>	<b>\$ 1,025,829.10</b>	<b>\$ 1,240,402.00</b>	<b>\$ 1,530,700.00</b>
72130	<b>Other Student Support</b>			
117	Career Ladder Program	\$ 2,500.00	2,000.00	2,000.00
123	Guidance Personnel	800,124.61	888,500.00	1,008,000.00

161	Secretary(ies)	0.00	49,700.00	87,000.00
165	Cafeteria Personnel	0.00	25,000.00	45,000.00
188	Bonus Payments	0.00	0.00	0.00
189	Other Salaries and Wages	133,690.61	131,500.00	175,400.00
201	Social Security	50,002.46	57,800.00	81,700.00
204	Pensions	69,897.36	78,000.00	98,200.00
207	Medical Insurance	103,106.62	108,700.00	123,500.00
210	Unemployment Compensation	1.96	10.00	1,000.00
212	Employer Medicare	12,522.11	14,800.00	19,100.00
217	Retirement - Hybrid Stabilization	2,584.12	3,450.00	4,200.00
309	Contracts with Government Agencies	733,750.00	217,300.00	163,000.00
320	Dues and Memberships	0.00	1,800.00	1,800.00
322	Evaluation and Testing	50,004.62	39,170.00	50,000.00
399	Other Contracted Services	262,598.21	675,100.00	622,200.00
499	Other Supplies and Materials	0.00	46,900.00	93,200.00
599	Other Charges	(95,230.53)	80,000.00	100,000.00
790	Other Equipment	113,940.12	252,300.00	30,000.00
Total Other Student Support		\$ 2,239,492.27	\$ 2,672,030.00	\$ 2,705,300.00
72210	Regular Instruction Program			
105	Supervisor/Director	\$ 310,161.25	300,432.08	424,000.00
117	Career Ladder Program	5,000.00	3,333.33	5,000.00
129	Librarians	512,689.83	597,826.64	624,000.00
161	Secretary(ies)	0.00	0.00	41,500.00
162	Clerical Personnel	0.00	57,387.00	60,000.00
188	Bonus Payments	0.00	0.00	0.00
189	Other Salaries and Wages	63,902.12	122,400.15	352,000.00
201	Social Security	51,800.31	65,125.31	93,500.00
204	Pensions	80,169.12	88,397.01	104,300.00
207	Medical Insurance	76,201.45	107,421.56	134,000.00
210	Unemployment Compensation	1.22	3.11	500.00
212	Employer Medicare	12,243.44	15,229.26	21,900.00
217	Retirement - Hybrid Stabilization	0.00	619.82	2,000.00
355	Travel	29,059.40	37,560.32	45,000.00
432	Library Books/Media	83,578.00	113,958.67	83,717.00
499	Other Supplies and Materials	6,181.60	1,215.11	7,000.00
524	In Service/Staff Development	15,464.52	8,450.88	25,000.00
599	Other Charges	18,006.68	27,819.59	20,000.00
790	Other Equipment	11,008.99	0.00	30,000.00
Total Regular Instruction Program		\$ 1,275,467.93	\$ 1,547,179.84	\$ 2,073,417.00
72215	Alternative Instruction Program			
105	Supervisor/Director	\$ 121,790.40	127,435.07	170,000.00
116	Teachers	0.00	(29,186.68)	0.00
117	Career Ladder Program	500.00	750.00	1,000.00
119	Accountants/Bookkeepers	0.00	21,149.88	30,000.00
123	Guidance Personnel	0.00	0.00	38,500.00
161	Secretary(ies)	21,830.63	0.00	0.00
188	Bonus Payments	0.00	0.00	0.00
201	Social Security	8,519.48	6,186.53	14,900.00
204	Pensions	8,639.80	8,338.82	17,000.00
207	Medical Insurance	10,319.10	10,087.20	19,500.00
210	Unemployment Compensation	0.48	0.45	500.00
212	Employer Medicare	1,992.46	1,446.86	3,500.00
499	Other Supplies and Materials	0.00	580.45	4,000.00
790	Other Equipment	663.99	2,000.00	4,000.00
Total Alternative School Support		\$ 174,256.34	\$ 148,788.58	\$ 302,900.00
72220	Special Education Program			
105	Supervisor/Director	\$ 84,399.95	85,024.75	93,000.00
117	Career Ladder Program	1,000.00	666.67	1,000.00
124	Psychological Personnel	260,055.17	277,592.94	290,000.00
188	Bonus Payments	0.00	0.00	0.00
189	Other Salaries and Wages	112,638.19	132,589.58	180,000.00
201	Social Security	26,864.11	29,703.03	35,000.00
204	Pensions	43,077.15	38,742.14	46,500.00
207	Medical Insurance	47,533.00	49,410.90	57,000.00
210	Unemployment Compensation	0.04	1.38	500.00
212	Employer Medicare	6,282.75	6,946.67	8,200.00
217	Retirement - Hybrid Stabilization	0.00	247.29	800.00
312	Contracts with Private Agencies	0.00	0.00	15,000.00
355	Travel	13,582.43	18,371.65	16,000.00
399	Other Contracted Services	18,070.00	11,122.67	19,000.00
524	In Service/Staff Development	0.00	198.67	3,000.00
790	Other Equipment	2,894.50	3,999.56	3,000.00
Total Special Education Program		\$ 616,397.29	\$ 654,617.90	\$ 768,000.00

72230	Career and Technical Education Program			
105	Supervisor/Director	\$ 83,196.59	85,500.00	93,000.00
117	Career Ladder Program	1,000.00	1,000.00	1,000.00
161	Secretary(ies)	0.00	5,651.00	29,000.00
188	Bonus Payments	0.00	0.00	0.00
201	Social Security	4,994.39	5,682.00	7,700.00
204	Pensions	7,266.00	6,979.00	9,600.00
207	Medical Insurance	6,304.20	7,984.00	18,000.00
210	Unemployment Compensation	0.12	0.00	100.00
212	Employer Medicare	1,168.04	1,329.00	1,800.00
355	Travel	756.16	48.00	3,500.00
429	Instructional Supplies and Materials		5,797.00	0.00
524	In Service/Staff Development	0.00	0.00	8,620.00
599	Other Charges	5,618.99	8,000.00	15,000.00
790	Other Equipment	32,853.93	200,000.00	205,000.00
	<b>Total Vocational Education Program</b>	<b>\$ 143,158.42</b>	<b>\$ 327,970.00</b>	<b>\$ 392,320.00</b>
72250	Technology			
105	Supervisor/Director	\$ 72,397.00	77,800.00	84,000.00
161	Secretary(ies)	0.00	32,200.00	35,500.00
188	Bonus Payments	0.00	1,526.00	0.00
189	Other Salaries and Wages	211,786.53	228,105.00	260,000.00
201	Social Security	16,544.66	19,617.00	23,600.00
204	Pensions	28,831.08	36,293.00	41,600.00
207	Medical Insurance	25,983.45	38,899.00	39,800.00
210	Unemployment Compensation	1.11	10.00	500.00
212	Employer Medicare	3,869.32	4,600.00	5,600.00
350	Internet Connectivity	73,907.74	160,000.00	160,000.00
355	Travel	1,473.57	2,000.00	5,000.00
399	Other Contracted Services	45,660.00	38,860.00	47,000.00
470	Cabling	3,075.00	492.00	15,000.00
471	Software	80,102.45	41,124.00	70,000.00
499	Other Supplies and Materials	3,024.61	2,194.00	5,000.00
524	In Service/Staff Development	655.00	1,325.00	5,000.00
790	Other Equipment	169,420.69	218,856.00	170,000.00
	<b>Total Technology Education</b>	<b>\$ 736,732.21</b>	<b>\$ 903,901.00</b>	<b>\$ 967,600.00</b>
72310	Board of Education			
118	Secretary to Board	\$ 41,800.06	52,000.00	64,500.00
161	Secretary(ies)	0.00	26,650.00	0.00
188	Bonus Payments	0.00	0.00	0.00
189	Other Salaries and Wages	102,577.89	50,000.00	147,500.00
191	Board and Committee Members Fees	20,280.00	21,000.00	30,000.00
201	Social Security	9,908.41	9,000.00	15,100.00
204	Pensions	16,936.62	12,000.00	30,000.00
207	Medical Insurance	5,808.00	7,000.00	22,000.00
210	Unemployment Compensation	0.46	5.00	500.00
212	Employer Medicare	2,362.51	2,500.00	3,600.00
305	Audit Services	0.00	7,300.00	8,500.00
320	Dues and Memberships	8,111.00	5,000.00	12,000.00
331	Legal Services	4,422.50	10,000.00	10,000.00
340	Medical and Dental Services	0.00	95,175.00	420,000.00
355	Travel	18,454.03	18,000.00	27,000.00
399	Other Contracted Services	0.00	34,250.00	5,000.00
499	Other Supplies and Materials	0.00	5,000.00	20,000.00
506	Liability Insurance	95,000.00	115,000.00	115,000.00
508	Premiums on Corporate Surety Bonds	1,830.00	3,200.00	3,200.00
510	Trustee's Commission	418,738.43	450,000.00	450,000.00
513	Workers' Compensation Insurance	220,000.00	230,000.00	230,000.00
499	Other Supplies and Materials	0.00	0.00	0.00
599	Other Charges	15,637.38	5,000.00	5,000.00
701	Administration Equipment	7,453.00	5,000.00	107,500.00
	<b>Total Board of Education</b>	<b>\$ 989,320.29</b>	<b>\$ 1,163,080.00</b>	<b>\$ 1,726,400.00</b>
72320	Director of Schools			
101	County Official/Administrative Officer	\$ 122,649.88	145,000.00	144,000.00
117	Career Ladder Program	0.00	0.00	0.00
201	Social Security	6,980.56	8,374.26	9,000.00
204	Pensions	10,577.68	9,796.79	9,200.00
207	Medical Insurance	12,086.25	14,015.03	15,800.00
210	Unemployment Compensation	0.11	0.17	200.00
212	Employer Medicare	1,632.56	1,958.48	2,100.00
307	Communication	7,510.99	7,182.20	17,000.00
320	Dues and Memberships	3,214.00	4,233.33	4,200.00
348	Postal Charges	4,970.32	0.00	5,000.00
355	Travel	4,743.09	9,321.73	8,000.00
599	Other Charges	1,058.28	720.65	3,000.00
701	Administration Equipment	0.00	0.00	0.00
	<b>Total Director of Schools</b>	<b>\$ 175,423.72</b>	<b>\$ 200,602.64</b>	<b>\$ 217,500.00</b>

72410	Office of the Principal			
104	Principals	\$ 778,584.59	811,449.03	895,000.00
117	Career Ladder Program	4,500.00	3,750.00	6,000.00
119	Accountants/Bookkeepers	273,434.26	340,000.00	385,000.00
139	Assistant Principals	502,580.56	580,000.00	753,000.00
161	Secretary(ies)	280,096.95	250,900.01	288,000.00
188	Bonus Payments	0.00	0.00	0.00
189	Other Salaries and Wages	0.00	4,554.62	10,000.00
201	Social Security	106,754.64	121,732.38	144,900.00
204	Pensions	175,705.48	175,611.63	188,900.00
207	Medical Insurance	158,950.18	192,865.10	214,400.00
210	Unemployment Compensation	4.44	6.17	2,700.00
212	Employer Medicare	24,966.77	28,469.64	33,900.00
307	Communication	114,119.48	105,059.76	140,000.00
320	Dues and Memberships	1,200.00	1,600.00	2,000.00
399	Other Contracted Services	10,986.83	15,528.04	22,000.00
471	Software	0.00	0.00	4,500.00
499	Other Supplies and Materials	313.97	0.00	2,000.00
524	In Service/Staff Development	0.00	1,666.67	2,500.00
701	Administration Equipment	6,287.28	3,359.79	10,000.00
	Total Office of the Principal	\$ 2,438,485.43	\$ 2,636,552.84	\$ 3,104,800.00
72510	Fiscal Services			
105	Supervisor/Director	\$ 55,580.04	60,200.00	70,000.00
113	Internal Audit Personnel	194,478.84	235,000.00	309,000.00
188	Bonus Payments	0.00	0.00	0.00
201	Social Security	14,188.00	17,816.00	23,500.00
204	Pensions	30,599.59	36,300.00	46,500.00
207	Medical Insurance	17,002.30	19,000.00	28,000.00
210	Unemployment Compensation	0.64	0.84	500.00
212	Employer Medicare	3,331.96	3,722.61	5,500.00
355	Travel	10,588.72	8,617.84	18,000.00
399	Other Contracted Services	5,122.45	9,115.19	15,000.00
435	Office Supplies	5,722.71	2,447.97	5,000.00
599	Other Charges	416.10	0.00	0.00
701	Administration Equipment	4,883.00	0.00	15,000.00
	Total Fiscal Services	\$ 341,914.35	\$ 392,220.45	\$ 536,000.00
72520	Human Services/Personnel			
105	Supervisor/Director	\$ 0.00	82,200.00	86,000.00
201	Social Security	0.00	5,096.40	5,400.00
204	Pensions	0.00	5,000.00	5,500.00
207	Medical Insurance	0.00	5,995.50	8,000.00
210	Unemployment Compensation	0.00	0.03	50.00
212	Employer Medicare	0.00	1,191.90	1,300.00
355	Travel	0.00	1,545.79	3,500.00
399	Other Contracted Services	0.00	6,585.33	8,500.00
499	Other Supplies and Materials	0.00	0.00	2,000.00
599	Other Charges	0.00	284.76	2,000.00
701	Administration Equipment	0.00	0.00	2,000.00
	Human Services/Personnel	\$ 0.00	\$ 107,899.71	\$ 124,250.00
72610	Operation of Plant			
105	Supervisor/Director	\$ 91,286.25	40,542.72	48,000.00
163	Educational Assistants	(435.36)	0.00	0.00
166	Custodial Personnel	1,019,595.15	1,443,043.55	1,585,000.00
188	Bonus Payments	0.00	0.00	0.00
189	Other Salaries and Wages	6,655.16	59,226.81	61,300.00
201	Social Security	65,999.32	92,300.27	105,100.00
204	Pensions	116,586.28	181,784.54	207,600.00
207	Medical Insurance	157,206.85	188,046.14	190,000.00
210	Unemployment Compensation	6.46	9.51	2,500.00
212	Employer Medicare	15,435.21	21,586.32	24,600.00
217	Retirement - Hybrid Stabilization	0.00	1.58	0.00
351	Rentals	0.00	0.00	0.00
399	Other Contracted Services	13,329.25	85,425.00	210,000.00
410	Custodial Supplies	254,645.48	230,732.45	300,000.00
415	Electricity	1,186,236.13	1,176,696.71	1,250,000.00
434	Natural Gas	203,650.02	176,706.73	200,000.00
454	Water and Sewer	126,185.30	125,488.67	169,000.00
499	Other Supplies and Materials	0.00	0.00	15,000.00
502	Building and Contents Insurance	150,800.00	0.00	150,800.00
599	Other Charges	19,515.41	1,074.23	15,000.00
707	Building Improvements	0.00	0.00	0.00
720	Plant Operation Equipment	45,760.49	54,474.51	64,000.00
	Total Operation of Plant	\$ 3,472,457.40	\$ 3,877,139.74	\$ 4,597,900.00

72620	Maintenance of Plant			
105	Supervisor/Director	\$ 122,788.95	280,610.57	310,000.00
161	Secretary(ies)	35,396.44	40,997.60	36,000.00
167	Maintenance Personnel	0.00	595,135.13	710,000.00
188	Bonus Payments	0.00	0.00	0.00
189	Other Salaries and Wages	519,994.93	11,627.40	0.00
201	Social Security	40,263.89	57,914.00	65,500.00
204	Pensions	78,281.93	113,200.00	129,400.00
207	Medical Insurance	72,167.00	900,000.00	109,000.00
210	Unemployment Compensation	2.25	4.01	600.00
212	Employer Medicare	9,364.43	12,109.01	15,400.00
351	Rentals	0.00	0.00	5,000.00
355	Travel	0.00	0.00	7,000.00
399	Other Contracted Services	523,808.54	510,228.87	425,000.00
425	Gasoline	67,294.31	61,953.03	88,000.00
499	Other Supplies and Materials	320,518.62	301,237.31	400,000.00
599	Other Charges	53,987.16	70,363.59	120,000.00
701	Administration Equipment	166,197.64	111,056.67	235,000.00
707	Building Improvements	18,965.07	5,642.16	225,000.00
717	Maintenance Equipment	102,326.40	144,905.39	80,000.00
	<b>Total Maintenance of Plant</b>	<b>\$ 2,131,357.56</b>	<b>\$ 3,216,984.74</b>	<b>\$ 2,960,900.00</b>
72710	Transportation			
312	Contracts with Private Agencies	\$ 2,588,000.22	\$ 2,500,000.00	\$ 2,715,500.00
399	Other Contracted Services	0.00	35,000.00	15,000.00
599	Other Charges	0.00	0.00	16,000.00
729	Transportation Equipment	0.00	1,084,765.00	526,972.00
	<b>Total Transportation</b>	<b>\$ 2,588,000.22</b>	<b>\$ 3,619,765.00</b>	<b>\$ 3,273,472.00</b>
73000	<b>OPERATION OF NON-INSTRUCTIONAL SERVICES</b>			
73300	Community Services			
163	Educational Assistants	\$ 0.00	19,310.04	0.00
189	Other Salaries and Wages	9,231.52	119,501.13	180,000.00
201	Social Security	648.27	8,344.67	11,250.00
204	Pensions	0.00	17,004.47	22,050.00
207	Medical Insurance	0.00	11,616.00	15,000.00
210	Unemployment Compensation	0.14	1.08	600.00
212	Employer Medicare	151.62	1,951.53	2,610.00
355	Travel	0.00	0.00	0.00
499	Other Supplies and Materials	1,567.43	0.00	0.00
524	In Service/Staff Development	0.00	0.00	0.00
	<b>Total Community Services</b>	<b>\$ 11,598.98</b>	<b>\$ 177,728.92</b>	<b>\$ 231,510.00</b>
73400	Early Childhood Education			
105	Supervisor/Director	\$ 43,839.24	0.00	0.00
116	Teachers	453,657.96	503,244.54	528,000.00
117	Career Ladder Program	0.00	750.00	1,000.00
163	Educational Assistants	170,472.21	212,224.89	220,000.00
188	Bonus Payments	0.00	0.00	0.00
189	Other Salaries and Wages	1,000.00	0.00	1,000.00
195	Certified Substitute Teachers	0.00	0.00	2,000.00
198	Non-certified Substitute Teachers	0.00	17,205.00	13,000.00
201	Social Security	39,744.87	42,846.15	47,500.00
204	Pensions	63,136.47	61,473.68	60,700.00
207	Medical Insurance	61,870.13	60,848.10	70,000.00
210	Unemployment Compensation	2.00	3.02	500.00
212	Employer Medicare	9,295.29	10,020.53	11,100.00
217	Retirement - Hybrid Stabilization	921.00	1,062.60	1,500.00
355	Travel	14,865.35	(56.67)	2,000.00
429	Instructional Supplies and Materials	14,264.27	0.00	20,000.00
524	In Service/Staff Development	725.00	733.33	1,000.00
599	Other Charges	37,837.96	9,631.25	20,000.00
722	Regular Instruction Equipment	0.00	0.00	0.00
790	Other Equipment	4,893.00	0.00	2,000.00
	<b>Total Early Childhood Education</b>	<b>\$ 916,524.75</b>	<b>\$ 919,986.42</b>	<b>\$ 1,001,300.00</b>
76000	<b>CAPITAL OUTLAY</b>			
76100	Regular Capital Outlay			
707	Building Improvements	\$ 3,101,895.53	2,535,500.00	3,205,500.00
715	Land	0.00	0.00	0.00
	<b>Total Regular Capital Outlay</b>	<b>\$ 3,101,895.53</b>	<b>2,535,500.00</b>	<b>3,205,500.00</b>

99000	<u>OTHER USES</u>			
99100	Transfers Out			
590	Transfers to Other Funds	\$	0.00	500,000.00
				0.00
	Total Other Uses	\$	0.00	500,000.00
				0.00
	Total Estimated Expenditures	\$	55,877,314.64	\$ 64,455,506.68
				\$ 72,576,065.00
	Excess of Estimated Revenues Over (Under) Estimated Expenditures	\$	3,543,077.55	\$ 2,869,410.47
				\$ (2,517,081.00)
	Estimated Beginning Fund Balance - July 1		19,712,492.45	23,255,570.00
				26,124,980.47
	Estimated Ending Fund - June 30	\$	23,255,570.00	\$ 26,124,980.47
				\$ 23,607,899.47

**Warren County, Tennessee  
Central Cafeteria Fund  
Statement of Proposed Operations  
For the Fiscal Year Ending June 30, 2025**

D - 6

Account No.	Description	Actual 2022 - 2023	Estimated 2023 - 2024	Estimated 2024 - 2025
<u>Estimated Revenues</u>				
43000	<u>CHARGES FOR CURRENT SERVICES</u>			
43500	Education Charges			
43521	Lunch Payments - Children	\$ 4,877.48	8,500.00	10,000.00
43522	Lunch Payments - Adults	47,843.36	60,000.00	60,000.00
43523	Income from Breakfast	0.00	0.00	0.00
43525	A la Carte Sales	157,907.41	130,000.00	140,000.00
	Total Charges for Current Services	\$ 210,628.25	\$ 198,500.00	\$ 210,000.00
44000	<u>OTHER LOCAL REVENUES</u>			
44100	Recurring Items			
44110	Investment Income	\$ 145,025.35	150,000.00	150,000.00
44170	Miscellaneous Refunds	13,562.59	26,000.00	25,000.00
44500	Nonrecurring Items	0.00	0.00	0.00
44530	Sale of Equipment	0.00	725.00	0.00
	Total Other Local Revenues	\$ 158,587.94	\$ 176,725.00	\$ 175,000.00
46000	<u>STATE OF TENNESSEE</u>			
46500	State Education Funds			
46520	School Food Service	\$ 29,133.64	35,182.00	35,000.00
46980	Other State Grants	0.00	0.00	0.00
	Total State of Tennessee	\$ 29,133.64	\$ 35,182.00	\$ 35,000.00
47000	<u>FEDERAL GOVERNMENT</u>			
47100	Federal Through State			
47111	USDA School Lunch Program	\$ 2,574,599.89	2,050,000.00	2,100,000.00
47112	USDA - Commodities	321,513.00	274,996.00	335,342.00
47113	Breakfast	1,164,351.05	783,000.00	800,000.00
47114	USDA - Other	110,115.85	221,106.00	52,500.00
47590	Other Federal through State	359,611.74	205,000.00	225,000.00
48990	Other	18,000.00	0.00	0.00
	Total Federal Government	\$ 4,548,191.53	\$ 3,534,102.00	\$ 3,512,842.00
	Total Estimated Revenues	\$ 4,946,541.36	\$ 3,944,509.00	\$ 3,932,842.00
<u>Estimated Expenditures</u>				
73000	<u>OPERATIONS OF NON-INSTRUCTIONAL SERVICES</u>			
73100	Food Service			
105	Supervisor/Director	\$ 67,941.96	33,238.00	64,500.00
165	Cafeteria Personnel	1,194,717.88	1,513,051.00	1,820,000.00
189	Other Salaries and Wages	148,356.96	164,000.00	177,000.00
196	In-service Training	3,809.89	0.00	0.00
201	Social Security	83,343.79	101,842.00	105,000.00
204	Pensions	133,033.87	173,380.00	185,000.00
207	Medical Insurance	151,119.21	200,000.00	210,000.00
210	Unemployment Compensation	3,220.60	2,889.00	2,900.00
212	Employer Medicare	19,606.91	23,895.00	26,300.00
307	Communication	0.00	500.00	2,000.00
336	Maintenance and Repair Services - Equipment	82,860.63	40,000.00	70,000.00
355	Travel	17,876.47	6,000.00	22,000.00
399	Other Contracted Services	35,019.85	42,400.00	40,000.00
410	Custodial Supplies	0.00		10,000.00
421	Food Preparation Supplies	11,700.90	6,000.00	15,000.00
422	Food Supplies	2,676,918.90	2,160,000.00	3,400,000.00
435	Office Supplies	8,745.81	6,000.00	10,000.00
469	USDA - Commodities	321,513.00	274,996.00	335,342.00
499	Other Supplies and Materials	4,039.05	7,500.00	8,000.00
524	In Service/Staff Development	5,501.00	1,500.00	5,000.00

599	Other Charges	6,633.57	6,000.00	7,000.00
710	Food Service Equipment	<u>204,043.92</u>	<u>280,000.00</u>	<u>425,000.00</u>
	Total Food Service	\$ 5,180,004.17	\$ 5,043,191.00	\$ 6,940,042.00
99000	<u>OTHER USES</u>			
99100	Transfers Out	\$ 0.00	\$ 0.00	\$ 0.00
	Total Other Uses	\$ 0.00	\$ 0.00	\$ 0.00
	Total Estimated Expenditures	\$ 5,180,004.17	\$ 5,043,191.00	\$ 6,940,042.00
	Excess of Estimated Revenues Over (Under) Estimated Expenditures	\$ (233,462.81)	\$ (1,098,682.00)	\$ (3,007,200.00)
	Estimated Beginning Fund Balance - July 1	<u>5,261,868.81</u>	<u>5,028,406.00</u>	<u>3,929,724.00</u>
	Estimated Ending Fund - June 30	\$ 5,028,406.00	\$ 3,929,724.00	\$ 922,524.00
		4,594,079.00		
		4,827,541.81		

Warren County, Tennessee  
 General Debt Service Fund  
 Statement of Proposed Operations  
 For the Fiscal Year Ending June 30, 2025

E

Account No.	Description	Actual 2022 - 2023	Estimated 2023 - 2024	Estimated 2024 - 2025
<u>Estimated Revenues</u>				
40000	<u>LOCAL TAXES</u>			
40100	County Property Taxes			
40110	Current Property Tax	\$ 878,401.97	1,195,000.00	1,241,522.00
40115	Discount on Property Taxes	(8,780.44)	(14,044.78)	(14,000.00)
40120	Trustee's Collections - Prior Year	36,210.46	31,000.00	36,540.00
40125	Trustee's Collections - Bankruptcy	136.91	405.00	731.00
40130	Circuit Clerk/Clerk and Master Collections - Prior Years	8,128.33	6,800.00	10,962.00
40140	Interest and Penalty	7,095.24	5,300.00	6,943.00
40161	Payments in-Lieu-of Taxes - T.V.A.	3,337.63	2,800.00	2,704.00
40162	Payments in-Lieu-of Taxes - Local Utilities	10,408.67	10,000.00	10,231.00
40163	Payments in-Lieu-of Taxes - Other	55,732.88	48,406.00	48,598.00
40200	County Local Option Taxes	0.00		
40210	Local Option Sales Tax	335,397.27	1,264.00	0.00
40220	Hotel/Motel Tax	184,913.77	180,000.00	150,000.00
40240	Wheel Tax	1,218,882.77	1,220,000.00	1,240,000.00
40270	Business Tax	299.25	0.00	0.00
40300	Statutory Local Taxes	0.00		
40320	Bank Excise Tax	19,539.42	20,000.00	16,077.65
	Total Local Taxes	\$ 2,749,704.13	\$ 2,706,930.22	\$ 2,750,308.65
44000	<u>Other Local Revenues</u>			
44100	Recurring Items			
44110	Investment Income	\$ 1,235,915.56	2,000,000.00	500,000.00
44170	Miscellaneous Refunds	0.00	0.00	0.00
	Total Other Local Revenues	\$ 1,235,915.56	\$ 2,000,000.00	\$ 500,000.00
46000	<u>OTHER STATE REVENUES</u>			
46852	State Revenue Sharing - Telecommunications	\$ 12,925.01	11,000.00	11,692.84
	Total Other State Revenues	\$ 12,925.01	\$ 11,000.00	\$ 11,692.84
47000	<u>FEDERAL GOVERNMENT</u>			
47404	American Rescue Plan Act Grant #4	\$ 0.00	3,779,787.74	5,220,212.26
47715	Tax Credit Bond Rebate	425,164.76	428,351.28	425,200.00
	Total Federal Government	\$ 425,164.76	\$ 4,208,139.02	\$ 5,645,412.26
48000	<u>OTHER GOVERNMENTS AND CITIZENS GROUPS</u>			
48100	Other Governments			
48130	Contributions	\$ 758,208.56	758,208.76	758,208.76
	Total Other Governments & Citizens Groups	\$ 758,208.56	\$ 758,208.76	\$ 758,208.76
	Total Estimated Revenues	\$ 5,181,918.02	\$ 9,684,278.00	\$ 9,665,622.51
<u>Estimated Expenditures</u>				
80000	<u>DEBT SERVICE</u>			
82100	Principal on Debt			
82110	General Government			
601	Principal on Bonds	\$ 400,000.00	0.00	435,000.00
602	Principal on Notes	0.00	4,175,860.00	4,824,140.00
	Total General Government Debt Service Principal	\$ 400,000.00	\$ 4,175,860.00	\$ 5,259,140.00
82130	Education			
601	Principal on Bonds	\$ 1,550,305.48	2,115,545.48	2,169,300.00
602	Principal on Notes	203,389.80	203,389.80	203,400.00
	Total Education Debt Service Principal	\$ 1,753,695.28	\$ 2,318,935.28	\$ 2,372,700.00

82210	General Government			
603	Interest on Bonds	\$ 214,117.26	194,508.02	174,500.00
604	Interest on Notes	0.00	59,353.98	120,000.00
	Total General Government Debt Service Interest	<u>\$ 214,117.26</u>	<u>\$ 253,862.00</u>	<u>\$ 294,500.00</u>
82230	Education			
601	Principal on Bonds	\$ 517,700.00	0.00	0.00
603	Interest on Bonds	1,048,388.40	1,004,734.93	950,000.00
604	Interest on Notes	11,000.00	11,000.00	11,000.00
	Total Education Debt Service Interest	<u>\$ 1,577,088.40</u>	<u>\$ 1,015,734.93</u>	<u>\$ 961,000.00</u>
82300	Other Debt Service			
82310	General Government			
306	Bank Charges	\$ 5,000.00	857.14	7,100.00
510	Trustee's Commission	52,366.36	70,007.76	75,000.00
519	Loss on Retirement of Debt	0.00		0.00
	Total Other Debt Service - General Government	<u>\$ 57,366.36</u>	<u>\$ 70,864.90</u>	<u>\$ 82,100.00</u>
82330	Education			
699	Other Debt Service	<u>\$ 7,440.00</u>	<u>7,440.00</u>	<u>7,440.00</u>
	Total Other Debt Service - Education	<u>\$ 7,440.00</u>	<u>\$ 7,440.00</u>	<u>\$ 7,440.00</u>
	Total Estimated Expenditures	<u>\$ 4,009,707.30</u>	<u>\$ 7,842,697.11</u>	<u>\$ 8,976,880.00</u>
	Excess of Estimated Revenues & Other Sources Over (Under) Estimated Expenditures	\$ 1,172,210.72	\$ 1,841,580.90	\$ 688,742.51
	Estimated Beginning Fund Balance - July 1	<u>\$ 10,092,503.28</u>	<u>11,264,714.00</u>	<u>13,106,294.90</u>
	Estimated Ending Fund Balance - June 30	<u>\$ 11,264,714.00</u>	<u>\$ 13,106,294.90</u>	<u>\$ 13,795,037.41</u>
		9,567,549.00		
		8,395,338.28		

## Warren County Board of Commissioners Agenda Item Report

Meeting Date: June 24, 2024

Submitted by: Justin Cotten

Submitting Department: Finance Department

Item Type: Budget Amendment

**Agenda Section:** NEW BUSINESS

---

**Subject:**

Amendment # GF-FY 24/25-1

Establish Tire Environmental Act Program Grant line items. Funds to be used to purchase semi, trailer, and excavator to be used to tire recycling

**Suggested Action:**

**Attachments:**

[GF1.pdf](#)

**WARREN COUNTY, TENNESSEE**

**AMENDMENTS TO THE GENERAL FUND BUDGET FOR FY 2024 - 2025**

<u>ESTIMATED REVENUES</u>	<u>INCREASE (DEBIT)</u>	<u>DECREASE (CREDIT)</u>
46170 Solid Waste Grants	362,527.05	
<b>TOTAL CHANGES IN ESTIMATED REVENUES</b>	<b>362,527.05</b>	-
<u>ESTIMATED EXPENDITURES</u>	<u>DECREASE (DEBIT)</u>	<u>INCREASE (CREDIT)</u>
<b>55751 Recycling Center</b>		
790 Other Equipment		453,160.00
<b>TOTAL CHANGES IN ESTIMATED EXPENDITURES</b>	<b>-</b>	<b>453,160.00</b>
<u>ESTIMATED FUND BALANCE</u>	<u>DECREASE (DEBIT)</u>	<u>INCREASE (CREDIT)</u>
39000 Unassigned	90,632.95	-
<b>TOTAL INCREASE IN ESTIMATED FUND BALANCE</b>	<b>90,632.95</b>	-

24th day of June, 2024.

\_\_\_\_\_  
Terry Bell, County Executive

ATTEST:

\_\_\_\_\_  
Lesa Scott, County Clerk

- ( ) Passed this the 24th day of June, 2024.
- ( ) Failed for lack of second this the 24th day of June, 2024.
- ( ) Failed on vote this the 24th day of June, 2024.
- ( ) Withdrawn this the 24th day of June, 2024.
- ( ) Tabled this the 24th day of June, 2024.
- ( ) Amended this the 24th day of June, 2024.

Estimated Net changes in Revenues	362,527.05
Estimated Net Changes in Expenditures	(453,160.00)
Estimated Net changes in Fund Balance	90,632.95
Amendment is in Balance	-

Establish Tire Environmental Act Program Grant line items. Funds to be used to purchase semi, trailer, and excavator to be used to tire recycling

## Warren County Board of Commissioners Agenda Item Report

Meeting Date: June 24, 2024

Submitted by: Jason Hillis

Submitting Department: Highway Department

Item Type: Approvals

**Agenda Section:** NEW BUSINESS

---

**Subject:**

Approval of the 2024 Official Road List

Levi Glenn

**Suggested Action:**

**Attachments:**

[2024 Official Road List.pdf](#)

WARREN COUNTY  
HIGHWAY DEPARTMENT

OFFICIAL ROAD LIST

2024

- Road Length Approximate
- Road Width & ROW may vary

WARREN CO. HIGHWAY DEPARTMENT  
ROAD LIST - 2024

Beg. LogMile	End LogMile	Road Name	Map	Feet Width	Classification	Feature Composition	ROW
111.00	0.10	1ST ST	G-21	16	2	ASPHALT CONCRETE	30
0.00	0.10	2ND ST	G-21	12	3	ASPHALT CONCRETE	24
0.00	0.10	3RD ST	G-21	12	3	ASPHALT CONCRETE	24
0.00	2.46	A L COOPER RD	E-16	16	2	ASPHALT CONCRETE	34
0.00	0.67	ABE CURTIS RD	L-4	10	4	BITUMINOUS SURFACE TREATED	24
0.00	0.13	ACADEMY LN	K-13	12	3	ASPHALT CONCRETE	30
0.00	0.42	AIRPORT DR	L-9	16	2	ASPHALT CONCRETE	34
0.00	2.60	AIRPORT LAKE RD	L-9	20	1	ASPHALT CONCRETE	50
0.00	0.40	AIRPORT RD		27	1	ASPHALT CONCRETE	60
0.61	0.67	AIRPORT RD		27	1	ASPHALT CONCRETE	60
0.00	1.10	AKERS RD	I-3	16	2	ASPHALT CONCRETE	24
0.00	0.32	ALLENDALE BLVD	M-10	20	1	ASPHALT CONCRETE	50
0.00	0.31	ALLISON LN	N-5	10	4	BITUMINOUS SURFACE TREATED	20
0.00	0.06	ALPINE DR	N-15	20	1	ASPHALT CONCRETE	40
0.00	0.93	ALTON DAVENPORT RD	L-4	12	3	BITUMINOUS SURFACE TREATED	30
0.00	1.69	ALVA JONES RD	B-14	14	3	BITUMINOUS SURFACE TREATED	30
1.69	2.30	ALVA JONES RD	B-14	18	2	ASPHALT CONCRETE	30
0.00	0.28	AMBERWOOD DR	K-10	20	1	ASPHALT CONCRETE	50
0.00	0.14	AMBER LN	N-8	20	1	ASPHALT CONCRETE	50
0.00	0.07	ANCHOR BEND DR		26	1	ASPHALT CONCRETE	50
0.07	0.08	ANCHOR BEND DR		80	1	ASPHALT CONCRETE	100
0.00	1.05	ANDY HILLIS RD	N-16	17	2	ASPHALT CONCRETE	30
0.00	0.20	ANGELA ST	P-10	18	2	ASPHALT CONCRETE	50
0.00	0.06	APPLEGATE RIDGE	O-8	20	1	ASPHALT CONCRETE	50
0.00	0.02	ARCADIA RD	N-13	18	2	ASPHALT CONCRETE	30
0.02	0.78	ARCADIA RD	N-13	14	3	BITUMINOUS SURFACE TREATED	30
0.78	1.61	ARCADIA RD	N-13	14	3	BITUMINOUS SURFACE TREATED	26
0.00	0.04	ARCH COPE RD	P-8	40	1	PEAGRAVEL ASPHALT	40
0.04	1.12	ARCH COPE RD	P-8	17	2	ASPHALT CONCRETE	40
0.00	0.18	ARENA DR	K-12	16	2	BITUMINOUS SURFACE TREATED	40
0.00	0.27	ARLINGTON RD	J-13	12	3	BITUMINOUS SURFACE TREATED	30
0.27	0.30	ARLINGTON RD	J-13	12	3	ASPHALT CONCRETE	30
0.00	0.41	ARNOLD RD	M-16	13	3	BITUMINOUS SURFACE TREATED	36
0.00	0.50	ARZIE RD	M-1	10	4	BITUMINOUS SURFACE TREATED	24
0.00	0.59	ASBURY RD	G-19	12	3	BITUMINOUS SURFACE TREATED	26

WARREN CO. HIGHWAY DEPARTMENT  
ROAD LIST - 2024

Beg. LogMile	End LogMile	Road Name	Map	Feet Width	Classification	Feature Composition	ROW
0.00	0.36	AUTUMN RD	O-6	15	3	ASPHALT CONCRETE	50
0.00	0.19	AYERS RD	L-21	10	4	BITUMINOUS SURFACE TREATED	20
0.19	0.31	AYERS RD	L-21	8	4	BITUMINOUS SURFACE TREATED	20
0.00	0.43	AZALEA DR	J-19	18	2	ASPHALT CONCRETE	40
0.00	0.02	B AND B LN	K-7	18	2	ASPHALT CONCRETE	50
0.00	1.09	B BOULDIN RD	O-7	12	3	BITUMINOUS SURFACE TREATED	30
0.00	0.79	B PANTER RD	U-21	12	3	BITUMINOUS SURFACE TREATED	26
0.00	0.27	BAILEY RD	N-6	10	4	BITUMINOUS SURFACE TREATED	24
0.00	0.24	BAIN RD	I-8	10	4	BITUMINOUS SURFACE TREATED	20
0.00	0.68	BAKER RD	U-9	17	2	ASPHALT CONCRETE	34
0.00	0.56	BALD KNOB RD	F-9	18	2	ASPHALT CONCRETE	30
0.00	1.60	BALL PARK RD	S-3	18	2	ASPHALT CONCRETE	40
0.00	1.10	BANKS RD	B-7	18	2	ASPHALT CONCRETE	26
0.00	0.29	BARBARA CIR	P-10	18	2	ASPHALT CONCRETE	50
0.00	0.26	BARNES RD	J-2	8	4	GRAVEL	26
0.00	0.19	BARNETT MOUNTAIN RD	J-21	14	3	ASPHALT CONCRETE	36
0.00	0.60	BASHAM RD	X-8	14	3	BITUMINOUS SURFACE TREATED	30
0.60	1.24	BASHAM RD	X-8	16	2	ASPHALT CONCRETE	30
0.00	2.94	BATES HILL RD	K-3	17	2	ASPHALT CONCRETE	30
0.00	0.79	BATES RD	T-15	10	4	BITUMINOUS SURFACE TREATED	20
0.00	0.54	BEACON DR	K-10	20	1	ASPHALT CONCRETE	50
0.00	1.78	BEACON LIGHT RD	S-5	16	2	BITUMINOUS SURFACE TREATED	30
1.78	2.87	BEACON LIGHT RD	S-5	16	2	ASPHALT CONCRETE	30
0.00	0.27	BECK LN	R-8	18	2	BITUMINOUS SURFACE TREATED	50
0.00	0.69	BECKRIDGE RD	Q-8	22	1	ASPHALT CONCRETE	50
0.69	0.92	BECKRIDGE RD	Q-8	20	1	ASPHALT CONCRETE	50
0.00	0.37	BEECH GROVE RD	O-11	18	2	ASPHALT CONCRETE	50
0.00	0.88	BELK RD	C-15	12	3	BITUMINOUS SURFACE TREATED	30
0.88	1.02	BELK RD	C-15	16	2	BITUMINOUS SURFACE TREATED	34
0.00	0.12	BELL RD	D-18	12	3	ASPHALT CONCRETE	30
0.00	0.21	BELLEWOOD DR	M-10	20	1	BITUMINOUS SURFACE TREATED	50
0.00	0.88	BEN BURTON RD	U-11	12	3	BITUMINOUS SURFACE TREATED	30
0.88	0.92	BEN BURTON RD	U-11	16	2	BITUMINOUS SURFACE TREATED	30
0.00	0.40	BEN LA DR	N-11	20	1	ASPHALT CONCRETE	50
0.00	0.14	BERMUDA DR	L-11	13	3	ASPHALT CONCRETE	36

WARREN CO. HIGHWAY DEPARTMENT  
ROAD LIST - 2024

Beg. LogMile	End LogMile	Road Name	Map	Feet Width	Classification	Feature Composition	ROW
0.00	0.35	BERNIE'S LN	V-16	10	4	BITUMINOUS SURFACE TREATED	20
0.00	2.17	BERTHA OWEN RD	L-1	16	2	BITUMINOUS SURFACE TREATED	30
0.00	0.29	BERTHA OWEN RD	L-1	10	4	BITUMINOUS SURFACE TREATED	30
0.00	0.20	BESS LN	F-22	13	3	ASPHALT CONCRETE	20
0.00	1.34	BESSIE GRIBBLE RD	C-12	16	2	ASPHALT CONCRETE	40
1.34	1.64	BESSIE GRIBBLE RD	C-12	14	3	ASPHALT CONCRETE	40
0.00	0.56	BETHANY RD	K-8	10	4	BITUMINOUS SURFACE TREATED	36
0.56	3.52	BETHANY RD	K-8	20	1	ASPHALT CONCRETE	50
0.00	0.14	BIG SINK RD	T-18	12	3	ASPHALT CONCRETE	24
0.00	1.19	BILL CANTRELL RD	C-14	10	4	BITUMINOUS SURFACE TREATED	26
0.00	1.02	BILL FUSON RD	F-10	14	3	BITUMINOUS SURFACE TREATED	30
0.00	0.39	BILL TURNER DR	Q-17	15	3	ASPHALT CONCRETE	24
0.00	0.90	BILL WEBB RD	F-6	16	2	ASPHALT CONCRETE	30
0.00	0.60	BILLINGS RD	F-5	16	2	ASPHALT CONCRETE	30
0.00	0.67	BILLY JONES RD	U-7	12	3	BITUMINOUS SURFACE TREATED	30
0.00	0.20	BLACK RD	L-16	16	2	BITUMINOUS SURFACE TREATED	36
0.00	0.74	BLAIR CIR	K-3	10	4	BITUMINOUS SURFACE TREATED	22
0.00	0.28	BLUE HILL CEM. RD	D-5	10	4	BITUMINOUS SURFACE TREATED	26
0.00	0.45	BLUFF RD	E-22	12	3	ASPHALT CONCRETE	30
0.00	0.14	BLUFF SPRINGS CEM. RD	D-14	16	2	ASPHALT CONCRETE	36
0.00	0.19	BLUFF SPRINGS RD	D-14,G-13	20	1	ASPHALT CONCRETE	40
0.19	2.82	BLUFF SPRINGS RD	D-14,G-13	20	1	ASPHALT CONCRETE	36
2.82	3.31	BLUFF SPRINGS RD	D-14,G-13	20	1	ASPHALT CONCRETE	40
3.31	3.61	BLUFF SPRINGS RD	D-14,G-13	18	1	ASPHALT CONCRETE	50
3.61	4.38	BLUFF SPRINGS RD	D-14,G-13	16	1	ASPHALT CONCRETE	30
4.38	4.86	BLUFF SPRINGS RD	D-14,G-13	16	1	ASPHALT CONCRETE	34
4.86	8.88	BLUFF SPRINGS RD	D-14,G-13	14	1	ASPHALT CONCRETE	34
0.00	0.93	BOB RAMSEY RD	T-8	10	4	BITUMINOUS SURFACE TREATED	24
0.00	0.02	BOGARD RD	M-1	10	4	BITUMINOUS SURFACE TREATED	24
0.00	1.01	BOGLE-SCOTT RD	I-2	16	2	ASPHALT CONCRETE	30
0.00	0.88	BOLDIN GREENE RD	J-14	16	2	BITUMINOUS SURFACE TREATED	32
0.00	0.33	BONE CAVE RD	G-22	20	1	ASPHALT CONCRETE	40
0.00	0.26	BONEHEAD LN	Q-16	11	4	ASPHALT CONCRETE	20
0.00	0.55	BONNER RD	Q-4	14	3	ASPHALT CONCRETE	26
0.55	1.43	BONNER RD	Q-4	18	2	ASPHALT CONCRETE	34

WARREN CO. HIGHWAY DEPARTMENT  
ROAD LIST - 2024

Beg. LogMile	End LogMile	Road Name	Map	Feet Width	Classification	Feature Composition	ROW
0.00	2.00	BOREN RD	F-15	15	3	BITUMINOUS SURFACE TREATED	20
0.00	0.20	BOST RD	M-16	14	3	BITUMINOUS SURFACE TREATED	24
0.20	1.14	BOST RD	M-16	12	3	BITUMINOUS SURFACE TREATED	24
0.00	0.25	BOTTOMS RD	N-17	18	2	ASPHALT CONCRETE	40
0.00	0.30	BOULDIN LN	S-7	12	3	ASPHALT CONCRETE	30
0.00	1.80	BOULDIN RD	W-7	20	1	ASPHALT CONCRETE	40
0.00	0.19	BOYD LN	Q-17	10	4	BITUMINOUS SURFACE TREATED	20
0.00	0.25	BRADY RD	P-16	10	4	GRAVEL	20
0.00	0.42	BRANDON DR	N-8	20	1	ASPHALT CONCRETE	50
0.00	0.46	BRANDYWINE ST	I-13	20	1	ASPHALT CONCRETE	50
0.00	0.48	BRATTEN ST	K-12	18	2	ASPHALT CONCRETE	36
0.00	0.22	BREEZY LAKE DR	K-11	18	2	ASPHALT CONCRETE	50
0.00	0.10	BRENDA CIR	P-9	21	1	ASPHALT CONCRETE	50
0.00	0.31	BRIARWOOD DR	I-20	20	1	ASPHALT CONCRETE	50
0.00	0.12	BRIDGE BUILDERS RD	L-11	12	3	BITUMINOUS SURFACE TREATED	20
0.00	0.52	BRIDGE ST	M-13	20	1	ASPHALT CONCRETE	40
0.00	0.21	BRIDGESTONE DR	P-8	52	1	PEAGRAVEL ASPHALT	60
0.00	0.07	BRIDGEVIEW CIR	F-17	22	1	ASPHALT CONCRETE	40
0.00	0.17	BROST DR	Q-6	24	1	ASPHALT CONCRETE	80
0.00	1.27	BROWN CHAPEL RD	M-7	14	3	BITUMINOUS SURFACE TREATED	30
0.00	0.33	BROWN PRATER RD	H-7	18	2	ASPHALT CONCRETE	40
0.33	1.73	BROWN PRATER RD	H-7	16	2	ASPHALT CONCRETE	26
0.00	1.40	BROWN RD	P-6	16	2	BITUMINOUS SURFACE TREATED	30
0.00	0.06	BROWNING CT	K-8	20	1	ASPHALT CONCRETE	50
0.00	0.64	BRYAN RD	I-7	12	3	ASPHALT CONCRETE	26
0.00	0.30	BUD CANTRELL RD	W-10	10	4	BITUMINOUS SURFACE TREATED	24
0.00	0.38	BUFFALO RANCH RD	N-7	10	4	BITUMINOUS SURFACE TREATED	20
0.00	0.12	BUFORD SELF RD	E-8	8	4	BITUMINOUS SURFACE TREATED	20
0.00	0.97	BUGGER RIDGE RD	L-16	14	3	ASPHALT CONCRETE	32
0.97	1.07	BUGGER RIDGE RD	L-16	16	2	ASPHALT CONCRETE	32
0.00	0.89	BURCH LN	N-8	15	3	ASPHALT CONCRETE	30
0.00	0.87	BYARS RD	Q-17	16	2	ASPHALT CONCRETE	34
0.00	4.35	BYBEE BRANCH RD	J-9	18	2	ASPHALT CONCRETE	50
0.00	2.55	BYBEE CHAPEL RD	E-19	16	2	ASPHALT CONCRETE	40
0.00	0.37	C CARDWELL RD	L-18	14	3	ASPHALT CONCRETE	26

WARREN CO. HIGHWAY DEPARTMENT  
ROAD LIST - 2024

Beg. LogMile	End LogMile	Road Name	Map	Feet Width	Classification	Feature Composition	ROW
0.00	0.60	C O HILLIS RD	G-22	24	1	ASPHALT CONCRETE	60
0.00	0.89	C RODDY RD	K-10	16	2	ASPHALT CONCRETE	40
0.00	1.56	C ROWLAND RD	H-17	16	2	BITUMINOUS SURFACE TREATED	30
0.00	0.04	CAITLIN CT	H-12	18	2	ASPHALT CONCRETE	50
0.00	0.31	CAMP CIR	E-20	10	4	GRAVEL	26
0.00	1.58	CAMP OVERTON RD	F-21	18	2	ASPHALT CONCRETE	30
0.00	0.45	CAMP WOODLEE RD	U-18	17	2	ASPHALT CONCRETE	30
0.45	1.71	CAMP WOODLEE RD	U-18	14	3	ASPHALT CONCRETE	20
0.00	1.03	CAMPBELL RD	B-8	14	3	BITUMINOUS SURFACE TREATED	30
0.00	0.61	CANEY BRANCH RD	P-4	18	2	ASPHALT CONCRETE	40
0.61	2.02	CANEY BRANCH RD	P-4	17	2	ASPHALT CONCRETE	34
0.00	0.46	CANNON RD	G-3	16	2	ASPHALT CONCRETE	26
0.00	0.35	CANTRELL DR	G-16	8	4	BITUMINOUS SURFACE TREATED	22
0.00	0.25	CANTRELL LN	F-16	10	4	BITUMINOUS SURFACE TREATED	24
0.00	2.00	CAPSHAW RD	B-12	18	2	ASPHALT CONCRETE	40
2.00	2.06	CAPSHAW RD	B-12	18	2	ASPHALT CONCRETE	40
0.00	0.35	CARENT CEM RD	X-8	12	3	BITUMINOUS SURFACE TREATED	20
0.00	0.53	CARL HITCHCOCK RD	D-19	12	3	ASPHALT CONCRETE	20
0.00	0.56	CARL HULETT RD	O-4	12	3	BITUMINOUS SURFACE TREATED	30
0.00	0.14	CARMENE CT E	M-10	20	1	ASPHALT CONCRETE	50
0.00	0.10	CARMENE CT W	M-10	20	1	ASPHALT CONCRETE	50
0.00	0.22	CARR RD	J-2	14	3	PAVED	20
0.22	1.01	CARR RD	J-2	12	3	BITUMINOUS SURFACE TREATED	20
0.00	0.10	CARRIER DR	R-5	48	1	ASPHALT CONCRETE	60
0.00	0.12	CASEY RD	P-2	20	1	ASPHALT CONCRETE	40
0.00	0.34	CASS RD	V-5	12	3	GRAVEL	20
0.00	0.95	CASTLE ST	K-9	20	1	ASPHALT CONCRETE	60
0.00	0.70	CATEN RD	C-16	16	2	BITUMINOUS SURFACE TREATED	20
0.00	0.33	CATES BRANCH RD	L-2	10	4	BITUMINOUS SURFACE TREATED	24
0.00	0.44	CATHCART LN	U-14	10	4	BITUMINOUS SURFACE TREATED	20
0.00	0.23	CATHERINE ST	P-10	18	2	ASPHALT CONCRETE	50
0.00	1.29	CECIL LAXSON RD	V-6	17	2	ASPHALT CONCRETE	30
0.00	0.04	CEDAR CREEK CT	L-10	20	1	ASPHALT CONCRETE	50
0.00	0.13	CEDAR CREST CIR	L-9	20	1	ASPHALT CONCRETE	50
0.00	0.10	CEMETERY CIR	G-22	12	3	ASPHALT CONCRETE	30

WARREN CO. HIGHWAY DEPARTMENT  
ROAD LIST - 2024

Beg. LogMile	End LogMile	Road Name	Map	Feet Width	Classification	Feature Composition	ROW
0.10	0.13	CEMETERY CIR	G-22	16	2	ASPHALT CONCRETE	32
0.00	0.98	CENTER HILL RD	U-20	13	3	ASPHALT CONCRETE	20
0.00	0.90	CHANDLER RD	G-17	12	3	BITUMINOUS SURFACE TREATED	30
0.00	0.34	CHAPEL HILL DR	S-16	14	3	ASPHALT CONCRETE	34
0.00	1.36	CHARLES CREEK CH. RD	H-8	17	2	BITUMINOUS SURFACE TREATED	40
0.00	0.23	CHARLES SMITH RD	O-19	8	4	BITUMINOUS SURFACE TREATED	30
0.00	1.11	CHARLIE TURNER RD	L-6	18	2	ASPHALT CONCRETE	30
1.11	1.46	CHARLIE TURNER RD	L-6	10	4	BITUMINOUS SURFACE TREATED	24
0.00	0.03	CHELSECT	K-11	18	2	ASPHALT CONCRETE	50
0.03	0.08	CHELSECT	K-11	12	3	ASPHALT CONCRETE	50
0.00	0.30	CHERRY LN	O-10	18	2	ASPHALT CONCRETE	50
0.00	2.12	CHERRY SPRINGS RD	F-4	16	2	BITUMINOUS SURFACE TREATED	40
0.00	2.03	CHESTNUT GROVE RD	X-10	18	2	BITUMINOUS SURFACE TREATED	50
0.00	0.23	CHURCH ST	L-11	16	2	ASPHALT CONCRETE	40
0.00	0.55	CIRCLE HILL DR	H-12	20	1	ASPHALT CONCRETE	50
0.00	0.44	CLANCY RD	O-2	17	2	ASPHALT CONCRETE	30
0.00	0.36	CLEARMONT LN	J-1	10	4	BITUMINOUS SURFACE TREATED	24
0.00	1.21	CLEARMONT RD	J-1	10	4	BITUMINOUS SURFACE TREATED	24
0.00	0.48	CLEMENTS RD	M-5	18	2	ASPHALT CONCRETE	36
0.00	0.13	CLEMONS HEIGHTS RD	M-15	19	2	ASPHALT CONCRETE	40
0.00	0.80	CLYDE GREEN RD	E-17	12	3	ASPHALT CONCRETE	26
0.00	0.20	COJHODO CT	P-18	21	1	ASPHALT CONCRETE	50
0.00	0.10	COLESON CIR	P-9	22	1	ASPHALT CONCRETE	50
0.00	0.01	COLLIE DR	K-12	16	2	BITUMINOUS SURFACE TREATED	30
0.00	0.23	COLLIER LN	J-20	12	3	BITUMINOUS SURFACE TREATED	24
0.00	0.99	COLLIER RD	L-20	10	4	BITUMINOUS SURFACE TREATED	24
0.00	0.70	COLLINS RIVER DR	F-17	19	2	ASPHALT CONCRETE	40
0.00	0.85	COLLINS RUN	P-18	21	1	ASPHALT CONCRETE	50
0.00	0.07	COLLINS ST. N	K-15	18	2	ASPHALT CONCRETE	40
0.00	0.05	COLLINS ST. S	K-15	18	2	ASPHALT CONCRETE	40
0.00	0.60	COLLINS VIEW RD	K-16	14	3	BITUMINOUS SURFACE TREATED	40
0.00	0.12	COLLINWOOD COVE	K-15	18	2	ASPHALT CONCRETE	50
0.00	0.63	COLLINWOOD DR	K-15	18	2	ASPHALT CONCRETE	50
0.00	0.96	COMER RD	O-6	16	2	ASPHALT CONCRETE	34
0.00	0.28	CONCORD RD	G-14	14	3	BITUMINOUS SURFACE TREATED	32

WARREN CO. HIGHWAY DEPARTMENT  
ROAD LIST - 2024

Beg. LogMile	End LogMile	Road Name	Map	Feet Width	Classification	Feature Composition	ROW
0.28	0.79	CONCORD RD	G-14	12	3	BITUMINOUS SURFACE TREATED	30
0.00	0.64	COOPER DR	I-13	16	2	BITUMINOUS SURFACE TREATED	40
0.00	1.32	COOPER RD	P-5	18	2	ASPHALT CONCRETE	34
1.32	2.15	COOPER RD	P-5	18	2	ASPHALT CONCRETE	40
0.00	0.60	COPE RD	P-8	14	3	ASPHALT CONCRETE	34
0.00	0.37	COPENHAVER RD	I-21	16	2	ASPHALT CONCRETE	36
0.37	0.57	COPENHAVER RD	I-21	24	1	ASPHALT CONCRETE	80
0.57	2.42	COPENHAVER RD	I-21	14	3	BITUMINOUS SURFACE TREATED	30
0.00	0.27	COPPINGER RD	L-1	13	3	BITUMINOUS SURFACE TREATED	20
0.00	1.10	COUNTRY CLUB DR	Q-8	21	1	ASPHALT CONCRETE	50
0.00	0.66	COURTNEY ANNE DR	H-13	18	2	ASPHALT CONCRETE	50
0.00	1.41	CRAIN RD	K-16	16	2	ASPHALT CONCRETE	36
0.00	0.17	CREEK CROSSING CT	M-10	20	1	ASPHALT CONCRETE	50
0.00	0.04	CREST CREEK CT	L-10	20	1	ASPHALT CONCRETE	50
0.00	0.18	CRESTVIEW DR	O-12	25	1	ASPHALT CONCRETE	50
0.00	0.27	CRIM RD	J-14	13	3	ASPHALT CONCRETE	30
0.00	6.65	CRISP SPRINGS RD	K-7	20	1	ASPHALT CONCRETE	50
0.00	0.12	CROOKED BRIDGE RD	G-23	14	3	ASPHALT CONCRETE	30
0.00	0.14	CUDGE RD	O-9	8	4	BITUMINOUS SURFACE TREATED	20
0.00	1.07	CUMBERLAND CAVERNS RD	O-18	16	2	ASPHALT CONCRETE	36
1.07	1.27	CUMBERLAND CAVERNS RD	O-18	14	3	ASPHALT CONCRETE	36
1.27	1.42	CUMBERLAND CAVERNS RD	O-18	18	2	ASPHALT CONCRETE	36
0.00	0.14	CUMBERLAND DR	P-12	18	2	ASPHALT CONCRETE	50
0.00	0.11	CUMBERLAND RD	K-19	22	1	ASPHALT CONCRETE	50
0.00	1.06	CURTISTOWN RD	T-24	12	3	BITUMINOUS SURFACE TREATED	26
0.00	0.10	DALE ST	H-13	21	1	ASPHALT CONCRETE	50
0.00	0.08	DALTON DR	N-15	12	3	ASPHALT CONCRETE	30
0.00	0.94	DAN JONES RD	D-17	12	3	BITUMINOUS SURFACE TREATED	30
0.00	6.48	DARK HOLLOW RD	M-20	20	1	ASPHALT CONCRETE	50
6.48	6.84	DARK HOLLOW RD	M-20	24	1	ASPHALT CONCRETE	50
0.00	0.67	DAVIS JONES RD	D-17	10	4	BITUMINOUS SURFACE TREATED	20
0.00	0.72	DAVIS RD	B-11	16	2	ASPHALT CONCRETE	36
0.00	0.59	DAVIS ST	B-13	16	2	ASPHALT CONCRETE	40
0.00	0.28	DAWN DR	N-15	20	1	ASPHALT CONCRETE	40
0.00	1.43	DAYLIGHT RD	H-8	10	4	BITUMINOUS SURFACE TREATED	26

WARREN CO. HIGHWAY DEPARTMENT  
ROAD LIST - 2024

Beg. LogMile	End LogMile	Road Name	Map	Feet Width	Classification	Feature Composition	ROW
0.00	0.92	DEE LUSK RD	K-20	14	3	BITUMINOUS SURFACE TREATED	30
0.00	0.20	DEERFIELD CT	P-9	22	1	ASPHALT CONCRETE	50
0.20	0.27	DEERFIELD CT	P-9	14	3	ASPHALT CONCRETE	50
0.00	0.07	DEERFIELD LN	P-9	22	1	ASPHALT CONCRETE	50
0.00	0.11	DELORES LN	H-12	18	2	ASPHALT CONCRETE	30
0.00	0.20	DENTON CARR RD	S-8	12	3	BITUMINOUS SURFACE TREATED	20
0.00	0.95	DEPOT RD	G-21	16	2	ASPHALT CONCRETE	30
0.00	2.33	DIBRELL-LUCKY RD	E-11	16	2	ASPHALT CONCRETE	30
2.33	2.81	DIBRELL-LUCKY RD	E-11	16	2	ASPHALT CONCRETE	40
0.00	0.27	DILLON DR	N-13	10	4	GRAVEL	20
0.00	0.35	DINTY MOORE DR	L-15	14	3	ASPHALT CONCRETE	40
0.00	0.20	DIXIE HALE RD	L-15	18	2	ASPHALT CONCRETE	30
0.20	1.20	DIXIE HALE RD	H-3	16	2	ASPHALT CONCRETE	30
0.00	0.40	DODD RD	I-8	13	3	ASPHALT CONCRETE	20
0.00	0.50	DOGTOWN RD	I-18	16	2	ASPHALT CONCRETE	20
0.50	1.12	DOGTOWN RD	I-18	12	3	BITUMINOUS SURFACE TREATED	30
0.00	0.41	DONAVON DR	M-10	20	1	ASPHALT CONCRETE	50
0.00	0.13	DONNA LN	K-7	8	4	BITUMINOUS SURFACE TREATED	20
0.00	0.22	DOREY AVE	Q-8	21	1	ASPHALT CONCRETE	50
0.00	0.69	DOUGLAS COVE RD	L-21	12	3	BITUMINOUS SURFACE TREATED	30
0.69	1.26	DOUGLAS COVE RD	L-21	10	4	BITUMINOUS SURFACE TREATED	30
0.00	1.35	DOVE RD	D-19	16	2	ASPHALT CONCRETE	28
0.00	0.07	DOVER CIR	N-11	16	2	BITUMINOUS SURFACE TREATED	50
0.00	1.70	DOYLE FRAZIER RD	P-5	18	2	ASPHALT CONCRETE	32
1.70	2.20	DOYLE FRAZIER RD	P-5	18	2	ASPHALT CONCRETE	36
2.20	3.20	DOYLE FRAZIER RD	P-5	18	2	ASPHALT CONCRETE	36
0.00	1.27	DR FISHER RD	D-11	18	2	ASPHALT CONCRETE	30
0.00	0.80	DR JENNINGS RD	G-18	16	2	BITUMINOUS SURFACE TREATED	34
0.00	0.38	DR WOLF RD	I-17	14	3	BITUMINOUS SURFACE TREATED	30
0.00	0.52	DRAKE RD	G-15	10	4	BITUMINOUS SURFACE TREATED	24
0.00	0.09	DRIFTWOOD CT	M-9	20	1	ASPHALT CONCRETE	50
0.00	0.22	DRIFTWOOD LN	M-9	20	1	BITUMINOUS SURFACE TREATED	50
0.00	0.15	DROON DRIVE	Q-7	21	1	ASPHALT CONCRETE	50
0.00	1.12	DRY CREEK RD	S-15	18	2	ASPHALT CONCRETE	36
1.12	2.08	DRY CREEK RD	S-15	12	3	ASPHALT CONCRETE	24

WARREN CO. HIGHWAY DEPARTMENT  
ROAD LIST - 2024

Beg. LogMile	End LogMile	Road Name	Map	Feet Width	Classification	Feature Composition	ROW
0.00	0.70	DRY CREEK RD	S-15	20	1	ASPHALT CONCRETE	50
0.00	0.16	DRY SHAVE RD	W-17	14	3	BITUMINOUS SURFACE TREATED	24
0.76	1.57	DRY SHAVE RD	W-17	16	2	ASPHALT CONCRETE	24
0.00	0.19	DUGGIN RD	L-16	10	4	BITUMINOUS SURFACE TREATED	30
0.00	0.19	DUNCAN DR	L-9	10	4	GRAVEL	28
0.00	0.21	DUNDEE CIR	P-10	21	1	ASPHALT CONCRETE	50
0.00	0.46	DUNLAP LN	F-16	10	4	BITUMINOUS SURFACE TREATED	24
0.00	0.20	DUSTY DR	L-11	14	3	BITUMINOUS SURFACE TREATED	32
0.00	1.01	DYER CIR	T-6	12	3	ASPHALT CONCRETE	26
0.00	0.12	DYKES LN	H-20	10	4	BITUMINOUS SURFACE TREATED	20
0.00	1.07	EAGLE NEST RD	T-23	16	2	BITUMINOUS SURFACE TREATED	50
0.00	0.15	EAST DR	J-19	18	2	ASPHALT CONCRETE	50
0.00	0.35	EAST AIRPORT DR	L-9	20	1	ASPHALT CONCRETE	50
0.00	0.21	EAST SCHOOL DR	I-19	20	1	ASPHALT CONCRETE	50
0.00	0.18	EASTSIDE LN	I-19	20	1	ASPHALT CONCRETE	50
0.00	0.90	EDD RAMSEY RD	R-10	13	3	ASPHALT CONCRETE	30
0.00	0.23	EDDS LN	U-16	14	3	ASPHALT CONCRETE	24
0.00	0.22	EDGEFIELD DR	R-11	22	1	ASPHALT CONCRETE	50
0.00	0.23	ELLIOTT LN	K-3	10	4	BITUMINOUS SURFACE TREATED	26
0.00	0.22	ELM CREST CIRCLE		20	1	ASPHALT CONCRETE	50
0.00	0.29	ELMWOOD DR	K-19	22	1	ASPHALT CONCRETE	50
0.00	0.80	ESTIE GRIFFITH RD	G-12	18	2	ASPHALT CONCRETE	40
0.00	0.12	FACTORY ST	G-21	12	3	BITUMINOUS SURFACE TREATED	30
0.00	0.13	FAIRBANKS LN	P-17	11	4	ASPHALT CONCRETE	20
0.00	0.40	FAIRGROUNDS RD	K-12	22	1	ASPHALT CONCRETE	40
0.00	1.86	FAIRVIEW RD	P-16	18	2	ASPHALT CONCRETE	40
0.00	0.17	FAITH-RAE BLVD	P-6	22	1	ASPHALT CONCRETE	50
0.17	0.36	FAITH-RAE BLVD	P-6	22	1	ASPHALT CONCRETE	50
0.00	0.75	FARRELL ROGERS RD	J-17	18	2	BITUMINOUS SURFACE TREATED	40
0.00	0.07	FAULKNER SPRINGS RD	K-14	22	1	ASPHALT CONCRETE	50
0.07	0.78	FAULKNER SPRINGS RD	K-14	20	1	ASPHALT CONCRETE	40
0.00	0.20	FELTON LN	J-18	12	3	ASPHALT CONCRETE	20
0.00	0.13	FERGUSON RD	W-6	16	2	BITUMINOUS SURFACE TREATED	36
0.00	0.75	FIBELKORN RD	W-9	10	4	BITUMINOUS SURFACE TREATED	26
0.00	0.13	FIELD RD	K-18	14	3	ASPHALT CONCRETE	24

WARREN CO. HIGHWAY DEPARTMENT  
ROAD LIST - 2024

Beg. LogMile	End LogMile	Road Name	Map	Feet Width	Classification	Feature Composition	ROW
0.00	1.40	FINGER BLUFF RD	R-7	17	2	BITUMINOUS SURFACE TREATED	50
1.40	1.80	FINGER BLUFF RD	R-7	18	2	ASPHALT CONCRETE	50
0.00	0.41	FINGER CHAPEL CEM. RD	P-8	10	4	BITUMINOUS SURFACE TREATED	20
0.00	0.20	FITTS RD	H-6	12	3	BITUMINOUS SURFACE TREATED	20
0.00	0.06	FLAT ROCK RD	P-10	15	3	ASPHALT CONCRETE	30
0.06	0.80	FLAT ROCK RD	P-10	14	3	GRAVEL	20
0.00	0.27	FLAT SHOALS RD	F-20	14	3	BITUMINOUS SURFACE TREATED	32
0.27	2.38	FLAT SHOALS RD	F-20	16	2	ASPHALT CONCRETE	32
0.00	0.57	FLOOD RD	J-14	16	2	ASPHALT CONCRETE	40
0.57	0.60	FLOOD RD	J-14	10	4	ASPHALT CONCRETE	40
0.60	0.68	FLOOD RD	J-14	10	4	ASPHALT CONCRETE	24
0.00	0.20	FLORENCE ST	H-13	21	1	ASPHALT CONCRETE	50
0.00	0.06	FOOTHILLS DR	R-11	16	2	ASPHALT CONCRETE	50
0.06	0.26	FOOTHILLS DR	R-11	16	2	ASPHALT CONCRETE	50
0.26	0.32	FOOTHILLS DR	R-11	16	2	ASPHALT CONCRETE	100
0.00	0.20	FORD DR	T-24	18	2	BITUMINOUS SURFACE TREATED	24
0.00	0.84	FORD ROAD	B-14	16	2	ASPHALT CONCRETE	24
0.00	1.08	FOSTER RD	C-8,C-10	20	1	ASPHALT CONCRETE	50
1.08	2.67	FOSTER RD	C-8,C-10	16	2	ASPHALT CONCRETE	40
2.67	3.75	FOSTER RD	C-8,C-10	20	1	ASPHALT CONCRETE	50
0.00	0.40	FOX HUNTER LN	O-2	8	4	GRAVEL	20
0.00	0.07	FOX RIDGE	O-8	20	1	ASPHALT CONCRETE	50
0.00	7.50	FRANCIS FERRY RD	F-16,J-14	20	1	ASPHALT CONCRETE	50
0.00	1.12	FRANKS RD	D-14	10	4	BITUMINOUS SURFACE TREATED	24
0.00	1.38	FRED COOPER RD	J-7	20	1	ASPHALT CONCRETE	50
0.00	1.89	FRED HOOVER RD	V-7	18	2	ASPHALT CONCRETE	36
0.00	2.00	FREEZE RD	P-2	18	2	ASPHALT CONCRETE	40
2.00	3.70	FREEZE RD	P-2	18	2	BITUMINOUS SURFACE TREATED	40
0.00	0.53	FRIENDSHIP DR	G-21	16	2	ASPHALT CONCRETE	20
0.00	0.63	FRISCO RD	B-9	16	2	BITUMINOUS SURFACE TREATED	40
0.63	0.76	FRISCO RD	B-9	12	3	BITUMINOUS SURFACE TREATED	36
0.00	0.12	FRONT ST	G-21	26	1	ASPHALT CONCRETE	60
0.00	2.10	FULTS COVE RD	X-9	17	2	ASPHALT CONCRETE	40
0.00	2.06	FUSTON CEM. RD	G-10	21	1	ASPHALT CONCRETE	50
0.00	0.45	FUSTON LN	D-16	10	4	BITUMINOUS SURFACE TREATED	20

WARREN CO. HIGHWAY DEPARTMENT  
ROAD LIST - 2024

Beg. LogMile	End LogMile	Road Name	Map	Feet Width	Classification	Feature Composition	ROW
0.00	0.30	GALLAGHER LN	U-5	12	3	BITUMINOUS SURFACE TREATED	24
0.00	0.15	GARDNER RD	P-16	12	3	BITUMINOUS SURFACE TREATED	20
0.00	0.14	GARTH CIR	K-14	17	2	BITUMINOUS SURFACE TREATED	40
0.00	2.16	GATH-LUCKY RD	F-11	16	2	BITUMINOUS SURFACE TREATED	40
0.00	0.41	GAY RD	H-12	16	2	ASPHALT CONCRETE	40
0.00	0.28	GENTRY LN	N-8	10	4	BITUMINOUS SURFACE TREATED	20
0.00	0.30	GEORGE ADCOCK RD	G-8	10	4	BITUMINOUS SURFACE TREATED	30
0.00	0.92	GEORGE RD	G-20	14	3	BITUMINOUS SURFACE TREATED	30
0.00	0.37	GEORGE TR	I-15	12	3	ASPHALT CONCRETE	30
0.00	0.50	GEORGE WRIGHT RD	T-10	12	3	GRAVEL	26
0.50	1.05	GEORGE WRIGHT RD	T-10	14	3	BITUMINOUS SURFACE TREATED	26
0.00	0.06	GILBERT DR	N-15	20	1	ASPHALT CONCRETE	40
0.00	0.67	GILISPIE RD	P-10	16	2	ASPHALT CONCRETE	34
0.00	0.11	GILLENINE DR	Q-16	10	4	BITUMINOUS SURFACE TREATED	24
0.00	0.09	GILLESPIE ST	P-10	18	2	ASPHALT CONCRETE	50
0.00	0.12	GILLS RD	D-12	16	2	ASPHALT CONCRETE	32
0.12	0.47	GILLS RD	D-12	8	4	BITUMINOUS SURFACE TREATED	26
0.00	0.04	GINKGO CIR	Q-8	22	1	ASPHALT CONCRETE	50
0.00	0.16	GINKGO DR	Q-8	22	1	ASPHALT CONCRETE	50
0.00	1.81	GOFF MILL RD	D-6	12	3	BITUMINOUS SURFACE TREATED	30
0.00	0.48	GOLDEN LN	I-14	16	2	BITUMINOUS SURFACE TREATED	36
0.48	1.18	GOLDEN LN	I-14	10	4	BITUMINOUS SURFACE TREATED	26
0.00	1.20	GOLF CLUB RD	L-10	20	1	ASPHALT CONCRETE	40
0.00	0.26	GOLF COURSE CIR	L-10	18	2	ASPHALT CONCRETE	50
0.00	0.21	GOLF COURSE LN	Q-8	22	1	ASPHALT CONCRETE	50
0.00	2.65	GOODBAR RD	H-22	20	1	ASPHALT CONCRETE	50
2.65	2.73	GOODBAR RD	H-22	22	1	ASPHALT CONCRETE	80
2.73	2.90	GOODBAR RD	H-22	20	1	BITUMINOUS SURFACE TREATED	80
0.00	0.76	GOODSON RD	O-13	12	3	BITUMINOUS SURFACE TREATED	30
0.00	0.30	GOOLSBY RD	S-7	10	4	BITUMINOUS SURFACE TREATED	20
0.00	0.87	GORDON ADCOCK RD	B-12	14	3	ASPHALT CONCRETE	40
0.00	0.47	GRADYS RD	S-22	8	4	BITUMINOUS SURFACE TREATED	44
0.00	0.17	GRAHAM LN	K-13	11	4	ASPHALT CONCRETE	20
0.00	0.34	GRANDSTAND DR	K-12	18	2	ASPHALT CONCRETE	40
0.00	0.18	GRANDVIEW AVE	M-14	18	2	ASPHALT CONCRETE	32

WARREN CO. HIGHWAY DEPARTMENT  
ROAD LIST - 2024

Beg. LogMile	End LogMile	Road Name	Map	Feet Width	Classification	Feature Composition	ROW
0.00	0.15	GRANDEY RD	J-14	14	2	BITUMINOUS SURFACE TREATED	36
0.15	0.72	GRANDEY RD	J-14	10	4	BITUMINOUS SURFACE TREATED	20
0.00	0.22	GRANGE HALL CH. RD	M-7	16	2	ASPHALT CONCRETE	40
0.00	0.20	GRAVEL RD	C-16	12	3	BITUMINOUS SURFACE TREATED	20
0.00	0.10	GREEN HILLS DR	N-12	24	1	ASPHALT CONCRETE	50
0.00	0.19	GREEN RD	C-16	16	2	ASPHALT CONCRETE	40
0.19	0.81	GREEN RD	C-16	10	4	BITUMINOUS SURFACE TREATED	26
0.81	1.45	GREEN RD	C-16	14	3	ASPHALT CONCRETE	26
0.00	0.07	GREENWOOD DR	O-12	24	1	ASPHALT CONCRETE	100
0.00	0.25	GREENWOOD DR	O-12	24	1	ASPHALT CONCRETE	50
0.00	0.52	GRIBBLE RD	H-13	20	1	ASPHALT CONCRETE	40
0.00	0.22	GRIFFITH LN	L-15	12	3	BITUMINOUS SURFACE TREATED	40
0.00	1.20	GRIZZELL LN	G-16	10	4	BITUMINOUS SURFACE TREATED	20
0.00	0.91	GRIZZELL RD	H-13	20	1	ASPHALT CONCRETE	40
0.00	1.10	GROVE RD	S-9	14	3	ASPHALT CONCRETE	30
0.00	0.05	GUNTER RD	C-6	10	4	BITUMINOUS SURFACE TREATED	20
0.05	1.76	GUNTER RD	C-6	12	3	BITUMINOUS SURFACE TREATED	30
0.00	0.30	GUTHRIE RD	C-12	16	2	BITUMINOUS SURFACE TREATED	40
0.00	0.22	GWYNDALAND DR	M-10	20	1	ASPHALT CONCRETE	50
0.00	0.21	H G HILL RD	E-22	10	4	BITUMINOUS SURFACE TREATED	30
0.00	0.41	H GOFF RD	D-6	10	4	BITUMINOUS SURFACE TREATED	26
0.00	0.37	H KNIGHT RD	H-7	10	4	BITUMINOUS SURFACE TREATED	20
0.00	0.17	HALE LN	F-12	10	4	BITUMINOUS SURFACE TREATED	20
0.17	0.90	HALE LN	F-12	16	2	ASPHALT CONCRETE	40
0.00	0.17	HALETOWN LN	E-9	10	4	BITUMINOUS SURFACE TREATED	50
0.00	1.22	HALEY RD	B-11	18	2	ASPHALT CONCRETE	36
0.00	0.14	HALLUM LN	O-10	14	3	PORTLAND CEMENT CONCRETE	32
0.14	0.50	HALLUM RD	E-13	14	3	BITUMINOUS SURFACE TREATED	36
0.00	0.15	HANCOCK DR	R-7	21	1	ASPHALT CONCRETE	50
0.15	0.17	HANCOCK DR	R-7	80	1	ASPHALT CONCRETE	100
0.00	0.07	HANNAH BROOKE CIR	K-14	24	1	ASPHALT CONCRETE	50
0.00	0.03	HARPER LN	R-12	12	3	ASPHALT CONCRETE	30
0.00	0.73	HARVEST FARM LAKE RD	Q-7	18	2	BITUMINOUS SURFACE TREATED	50
0.00	0.03	HASTON LN	G-22	11	4	ASPHALT CONCRETE	20
0.00	0.66	HATCH RD	J-18	14	3	BITUMINOUS SURFACE TREATED	34

WARREN CO. HIGHWAY DEPARTMENT  
ROAD LIST - 2024

Beg. LogMile	End LogMile	Road Name	Map	Feet Width	Classification	Feature Composition	ROW
0.00	0.12	HELTON DR	J-13	16	2	ASPHALT CONCRETE	40
0.12	0.21	HELTON DR	J-13	14	3	ASPHALT CONCRETE	40
0.00	0.05	HENEGAR RD	P-7	23	1	ASPHALT CONCRETE	80
0.05	1.05	HENEGAR RD	P-7	14	3	BITUMINOUS SURFACE TREATED	80
0.00	0.88	HENNESSEE AVE	O-10	20	1	ASPHALT CONCRETE	50
0.00	0.15	HERMAN JONES RD	E-9	10	4	BITUMINOUS SURFACE TREATED	20
0.00	0.70	HERMAN LANCE RD	M-2	16	2	BITUMINOUS SURFACE TREATED	30
0.70	0.90	HERMAN LANCE RD	M-2	14	3	GRAVEL	30
0.90	1.21	HERMAN LANCE RD	M-20	14	3	BITUMINOUS SURFACE TREATED	30
1.21	2.00	HERMAN LANCE RD	M-20	16	2	BITUMINOUS SURFACE TREATED	30
0.00	0.27	HERRIN LN	S-7	12	3	ASPHALT CONCRETE	24
0.00	1.03	HERRIN RD	P-9	14	3	ASPHALT CONCRETE	30
0.00	0.03	HICKENBOTTOM LN	U-7	12	3	BITUMINOUS SURFACE TREATED	30
0.00	0.74	HICKORY BLVD	O-12	18	2	ASPHALT CONCRETE	50
0.00	0.35	HICKORY GROVE DR	R-7	21	1	ASPHALT CONCRETE	50
0.00	0.33	HICKS RD	H-8	8	4	BITUMINOUS SURFACE TREATED	18
0.00	2.00	HIDDEN RIVER RD		22	1	ASPHALT CONCRETE	50
0.00	0.44	HIDEAWAY LN	C-17	15	3	ASPHALT CONCRETE	30
0.00	0.08	HIGDON DR	I-13	18	2	BITUMINOUS SURFACE TREATED	50
0.00	1.80	HIGINBOTHAM RD	M-15	18	2	ASPHALT CONCRETE	34
0.00	0.20	HIGHLAND PARK CIR	L-7	18	2	ASPHALT CONCRETE	40
0.20	0.30	HIGHLAND PARK CIR	L-7	20	1	ASPHALT CONCRETE	40
0.30	0.62	HIGHLAND PARK CIR	L-7	18	2	ASPHALT CONCRETE	40
0.62	0.67	HIGHLAND PARK CIR	L-7	16	2	BITUMINOUS SURFACE TREATED	40
0.67	0.82	HIGHLAND PARK CIR	L-7	18	2	ASPHALT CONCRETE	40
0.00	5.09	HIGHLAND RD	E-14	18	2	ASPHALT CONCRETE	40
0.00	0.50	HILDRETH RD	D-8	12	3	ASPHALT CONCRETE	20
0.50	0.59	HILDRETH RD	D-8	8	4	BITUMINOUS SURFACE TREATED	20
0.00	0.24	HILL CHASE RD.	X-9	15	3	ASPHALT CONCRETE	32
0.00	0.98	HILL RD	S-17	16	2	ASPHALT CONCRETE	20
0.00	0.26	HILLCREST DR	O-9	18	2	BITUMINOUS SURFACE TREATED	50
0.00	4.07	HILLS CREEK RD	T-17, U-2C	20	1	ASPHALT CONCRETE	50
4.07	5.53	HILLS CREEK RD	T-17, U-2C	16	2	ASPHALT CONCRETE	34
5.53	6.18	HILLS CREEK RD	T-17, U-2C	14	3	ASPHALT CONCRETE	30
6.18	6.25	HILLS CREEK RD	T-17, U-2C	14	3	ASPHALT CONCRETE	24

WARREN CO. HIGHWAY DEPARTMENT  
ROAD LIST - 2024

Beg. LogMile	End LogMile	Road Name	Map	Feet Width	Classification	Feature Composition	ROW
6.25	7.06	HILLS CREEK RD	T-17, U-2C	10	4	ASPHALT CONCRETE	24
0.00	0.17	HILLVALE RD	O-12	18	2	ASPHALT CONCRETE	50
0.00	0.06	HILL TOP DRIVE	K-10	20	1	ASPHALT CONCRETE	50
0.00	0.40	HINES LN	J-15	13	3	BITUMINOUS SURFACE TREATED	32
0.40	0.54	HINES LN	J-15	14	3	ASPHALT CONCRETE	32
0.00	0.20	HITCHCOCK DR.	F-17	10	4	BITUMINOUS SURFACE TREATED	26
0.00	0.59	HOBBS RD	T-16	15	3	ASPHALT CONCRETE	30
0.00	0.07	HOBBY CIR.	M-10	20	1	ASPHALT CONCRETE	50
0.00	2.34	HOLCOMB RD	E-7	16	2	BITUMINOUS SURFACE TREATED	36
0.00	0.39	HOLDER LN	K-10	16	2	ASPHALT CONCRETE	32
0.00	0.26	HOLDER RD	F-4	10	4	BITUMINOUS SURFACE TREATED	20
0.00	0.34	HOLLIS RD.	N-4	10	4	BITUMINOUS SURFACE TREATED	24
0.00	0.04	HOLLY CT	H-13	16	2	BITUMINOUS SURFACE TREATED	40
0.00	0.07	HOLLY RD	H-12	18	2	ASPHALT CONCRETE	40
0.07	0.10	HOLLY RD	H-12	12	3	ASPHALT CONCRETE	40
0.00	0.31	HOMER PEDIGO RD	E-9	18	2	ASPHALT CONCRETE	40
0.00	0.26	HOMER SELF RD	E-7	10	4	BITUMINOUS SURFACE TREATED	20
0.00	0.18	HOOPER LN.	H-21	10	4	GRAVEL	20
0.00	0.32	HOOSIER RD	S-10	18	2	BITUMINOUS SURFACE TREATED	40
0.00	0.33	HOOVER DR	K-15	18	2	ASPHALT CONCRETE	40
0.00	0.07	HUNTER'S CIR	K-8	20	1	ASPHALT CONCRETE	50
0.00	0.38	HURRICANE HOLLOW RD	U-19	13	3	BITUMINOUS SURFACE TREATED	26
0.38	0.54	HURRICANE HOLLOW RD	U-19	12	3	GRAVEL	26
0.00	0.37	HUTCHINGS LN	I-11	20	1	ASPHALT CONCRETE	50
0.00	1.28	HUTCHINGS RD	I-11	20	1	ASPHALT CONCRETE	40
0.00	0.82	I D ADCOCK RD	B-11	12	3	BITUMINOUS SURFACE TREATED	30
0.00	0.39	IKE ADCOCK RD	B-14	19	2	ASPHALT CONCRETE	30
0.39	1.10	IKE ADCOCK RD	B-14	22	1	BITUMINOUS SURFACE TREATED	30
0.00	0.51	INGLE BLVD	P-9	18	2	ASPHALT CONCRETE	50
0.00	0.21	INGLE DR	P-9	14	3	ASPHALT CONCRETE	20
0.00	0.50	IVY BLUFF TR	J-2, M-3	20	1	ASPHALT CONCRETE	34
0.50	0.90	IVY BLUFF TR	J-2, M-3	20	1	ASPHALT CONCRETE	60
0.90	3.70	IVY BLUFF TR	J-2, M-3	20	1	ASPHALT CONCRETE	50
3.70	6.09	IVY BLUFF TR	J-2, M-3	20	1	ASPHALT CONCRETE	32
0.00	0.04	J C COURT	K-14	24	1	ASPHALT CONCRETE	50

WARREN CO. HIGHWAY DEPARTMENT  
ROAD LIST - 2024

Beg. LogMile	End LogMile	Road Name	Map	Feet Width	Classification	Feature Composition	ROW
0.00	0.59	J D GREEN RD	E-16	10	4	BITUMINOUS SURFACE TREATED	20
0.00	0.17	JACK JONES RD	C-14	10	4	BITUMINOUS SURFACE TREATED	20
0.00	0.57	JACKSBORO TR	N-1	12	3	BITUMINOUS SURFACE TREATED	32
0.00	0.19	JACKSON ST	M-14	15	3	ASPHALT CONCRETE	40
0.00	0.34	JACO ST	G-21	12	3	BITUMINOUS SURFACE TREATED	26
0.00	0.40	JAMES STANLEY RD	B-8	12	3	BITUMINOUS SURFACE TREATED	24
0.00	0.03	JAMES WARREN DR	R-7	21	1	ASPHALT CONCRETE	50
0.03	0.05	JAMES WARREN DR	R-7	80	1	ASPHALT CONCRETE	100
0.00	0.28	JENNINGS RD	O-19	10	4	BITUMINOUS SURFACE TREATED	20
0.00	0.08	JESS ROBERTS LN	N-13	10	4	BITUMINOUS SURFACE TREATED	20
0.00	1.71	JESSIE RD	G-14	19	2	ASPHALT CONCRETE	50
0.00	0.47	JIM WARREN RD	C-10	15	3	ASPHALT CONCRETE	30
0.00	0.27	JOHN CANTRELL RD	O-11	10	4	ASPHALT CONCRETE	24
0.00	0.27	JOHN CLARK RD	E-18	12	3	ASPHALT CONCRETE	30
0.00	0.80	JOHN LAWSON RD	Q-9	18	2	ASPHALT CONCRETE	34
0.00	0.30	JOHN LOCKE RD S	Q-11	14	3	BITUMINOUS SURFACE TREATED	28
0.00	3.02	JOHN OLIVER RD	G-9	18	2	ASPHALT CONCRETE	40
0.00	0.42	JONES HOLLOW RD	P-16	14	3	ASPHALT CONCRETE	32
0.42	0.59	JONES HOLLOW RD	P-16	10	4	ASPHALT CONCRETE	20
0.00	0.21	JONES LN	J-7	10	4	BITUMINOUS SURFACE TREATED	20
0.00	0.95	JR WITT RD	I-22	16	2	BITUMINOUS SURFACE TREATED	24
0.00	1.52	JUDGE WARREN RD	C-7	18	2	ASPHALT CONCRETE	50
0.00	0.63	K PRATER RD	G-8	12	3	BITUMINOUS SURFACE TREATED	30
0.00	0.24	KAYE DR	N-15	20	1	ASPHALT CONCRETE	40
0.00	0.21	KAYLA LN	K-12	18	2	ASPHALT CONCRETE	40
0.00	0.15	KENDRA RAE CT.	K-14	24	1	ASPHALT CONCRETE	50
0.00	0.16	KENNEDY CIR	M-14	16	2	ASPHALT CONCRETE	36
0.00	0.63	KENNEDY ST	M-14	20	1	BITUMINOUS SURFACE TREATED	40
0.63	0.71	KENNEDY ST	M-14	14	3	BITUMINOUS SURFACE TREATED	36
0.00	2.03	KERMET TURNER RD	C-16	15	3	ASPHALT CONCRETE	20
0.00	0.52	KESEY FORD RD	R-17	15	3	ASPHALT CONCRETE	26
0.52	0.53	KESEY FORD RD	R-17	8	4	ASPHALT CONCRETE	26
0.00	2.80	KING RD	T-5	20	1	ASPHALT CONCRETE	40
0.00	0.55	KINGS LANDING	E-20	12	3	BITUMINOUS SURFACE TREATED	36
0.00	0.16	KINGWOOD DR	N-14	16	2	ASPHALT CONCRETE	40

WARREN CO. HIGHWAY DEPARTMENT  
ROAD LIST - 2024

Beg. LogMile	End LogMile	Road Name	Map	Feet Width	Classification	Feature Composition	ROW
0.16	0.43	KINGWOOD DR	N-14	16	2	ASPHALT CONCRETE	34
0.00	1.18	KIRBY RD	I-7	16	2	ASPHALT CONCRETE	26
0.00	1.73	KNIGHT RD	G-7	16	2	BITUMINOUS SURFACE TREATED	40
0.00	0.21	LAKE VILLA CIR	R-7	20	1	ASPHALT CONCRETE	50
0.00	0.36	LAKELAND DR	Q-8	16	2	BITUMINOUS SURFACE TREATED	50
0.36	0.89	LAKELAND DR	Q-8	21	1	ASPHALT CONCRETE	50
0.00	0.34	LAKESIDE DR	G-21	16	2	ASPHALT CONCRETE	30
0.00	0.34	LAKEVIEW DR	I-13	16	2	BITUMINOUS SURFACE TREATED	40
0.00	0.52	LAKEVIEW TR	L-10	18	2	ASPHALT CONCRETE	40
0.00	0.46	LANCE RD	D-5	10	4	BITUMINOUS SURFACE TREATED	26
0.00	0.08	LARIAT DR	P-9	22	1	ASPHALT CONCRETE	50
0.00	0.27	LAUREL AVE E	P-12	20	1	ASPHALT CONCRETE	50
0.00	0.33	LAUREL AVE W	P-12	20	1	ASPHALT CONCRETE	50
0.00	0.10	LAWRENCE LN	P-18	10	4	ASPHALT CONCRETE	20
0.00	1.22	LAWS RD	L-9	18	2	ASPHALT CONCRETE	40
1.22	2.84	LAWS RD	L-9	18	2	ASPHALT CONCRETE	34
0.00	1.70	LAWSON MILL RD	Q-11	16	2	ASPHALT CONCRETE	34
1.70	2.00	LAWSON MILL RD	Q-11	12	3	BITUMINOUS SURFACE TREATED	26
2.00	2.20	LAWSON MILL RD	Q-11	13	3	ASPHALT CONCRETE	26
2.20	3.85	LAWSON MILL RD	Q-11	12	3	BITUMINOUS SURFACE TREATED	26
0.00	0.39	LEESBURG RD	N-15	19	2	ASPHALT CONCRETE	34
0.39	0.96	LEESBURG RD	N-15	19	2	ASPHALT CONCRETE	36
0.96	1.39	LEESBURG RD	N-15	17	2	BITUMINOUS SURFACE TREATED	31
0.00	0.49	LEWIS RD	R-21	14	3	BITUMINOUS SURFACE TREATED	30
0.00	0.07	LINDA LN	N-11	16	2	BITUMINOUS SURFACE TREATED	50
0.07	0.09	LINDA LN	N-11	12	3	BITUMINOUS SURFACE TREATED	50
0.00	0.08	LINKLEY ST	K-12	10	4	BITUMINOUS SURFACE TREATED	24
0.00	0.80	LOCKE BEND RD	H-15	18	2	BITUMINOUS SURFACE TREATED	40
0.80	4.00	LOCKE BEND RD	H-15	20	1	ASPHALT CONCRETE	30
0.00	0.05	LON GOFF RD	E-6	10	4	BITUMINOUS SURFACE TREATED	20
0.00	2.60	LONG MOUNTAIN RD	P-21	18	2	BITUMINOUS SURFACE TREATED	40
0.00	1.15	LOSS CROUCH RD	O-9	10	4	BITUMINOUS SURFACE TREATED	26
0.00	0.28	LOVE RD	K-10	12	3	ASPHALT CONCRETE	32
0.00	0.91	LOWERY LN	I-13	18	2	ASPHALT CONCRETE	40
0.00	6.55	LUCKY RD	D-8, G-10	18	2	ASPHALT CONCRETE	40

WARREN CO. HIGHWAY DEPARTMENT  
ROAD LIST - 2024

Beg. LogMile	End LogMile	Road Name	Map	Feet Width	Classification	Feature Composition	ROW
0.00	0.10	LUSK DR	I-20	10	4	ASPHALT CONCRETE	30
0.00	0.75	LYNN RD	V-9	10	4	ASPHALT CONCRETE	26
0.00	0.30	LYNNWOOD SMITH RD	I-11	14	3	BITUMINOUS SURFACE TREATED	44
0.00	0.34	M T ROGERS RD	G-22	10	4	BITUMINOUS SURFACE TREATED	20
0.00	0.04	MAGNESS RD	D-11	16	2	ASPHALT CONCRETE	36
0.04	1.60	MAGNESS RD	D-11	12	3	BITUMINOUS SURFACE TREATED	26
0.00	0.45	MAPLE DR	G-21	18	2	ASPHALT CONCRETE	34
0.00	0.16	MAPLE RIDGE CT	F-12	20	1	ASPHALT CONCRETE	50
0.00	0.92	MARCROM RD	V-6	16	2	ASPHALT CONCRETE	40
0.00	0.78	MARGARET CIR	I-12	18	2	ASPHALT CONCRETE	50
0.00	0.08	MARIE LN	L-7	16	2	BITUMINOUS SURFACE TREATED	40
0.00	0.32	MARTIN RD	R-3	16	2	BITUMINOUS SURFACE TREATED	40
0.00	0.42	MARTINS CHAPEL RD	J-17	14	3	BITUMINOUS SURFACE TREATED	40
0.00	1.50	MASON GRISSOM RD	G-19	16	2	BITUMINOUS SURFACE TREATED	32
1.50	3.19	MASON GRISSOM RD	G-19	18	2	ASPHALT CONCRETE	40
0.00	0.21	MASON ST	G-21	12	3	ASPHALT CONCRETE	24
0.00	0.14	MATHIS LN	K-13	10	4	BITUMINOUS SURFACE TREATED	20
0.00	0.18	MATHIS RD	H-3	12	3	BITUMINOUS SURFACE TREATED	26
0.18	0.79	MATHIS RD	H-3	10	4	BITUMINOUS SURFACE TREATED	26
0.00	1.88	MAUDE ETTER RD	T-16	17	2	ASPHALT CONCRETE	40
1.88	2.25	MAUDE ETTER RD	T-16	16	2	BITUMINOUS SURFACE TREATED	40
2.25	2.55	MAUDE ETTER RD	T-16	14	3	GRAVEL	40
0.00	0.70	MAYFIELD RD	J-23	10	4	BITUMINOUS SURFACE TREATED	24
0.70	0.89	MAYFIELD RD	J-23	8	4	BITUMINOUS SURFACE TREATED	20
0.00	0.41	McAFEE LN	S-4	11	4	ASPHALT CONCRETE	20
0.00	1.15	McCLAIN RD	U-5	16	2	ASPHALT CONCRETE	26
0.00	0.30	McCLARAN ST	H-12	16	2	ASPHALT CONCRETE	40
0.00	1.21	McCOLLUM BEND RD	J-16	16	2	BITUMINOUS SURFACE TREATED	34
0.00	0.07	McCORKLE HOLLOW RD	R-12	10	4	BITUMINOUS SURFACE TREATED	60
0.07	0.49	McCORKLE HOLLOW RD	R-12	10	4	BITUMINOUS SURFACE TREATED	20
0.00	2.26	McGEE COVE RD	L-18	17	2	ASPHALT CONCRETE	30
2.26	2.45	McGEE COVE RD	L-18	19	2	ASPHALT CONCRETE	32
0.00	0.20	McGEE RD	P-17	12	3	BITUMINOUS SURFACE TREATED	24
0.20	0.60	McGEE RD	P-17	10	4	BITUMINOUS SURFACE TREATED	24
0.00	1.32	McGIBONEY RD	G-20	16	2	ASPHALT CONCRETE	32

WARREN CO. HIGHWAY DEPARTMENT  
ROAD LIST - 2024

Beg. LogMile	End LogMile	Road Name	Map	Feet Width	Classification	Feature Composition	ROW
0.00	0.27	McGOWEN RD	O-6	18	2	ASPHALT CONCRETE	50
0.27	0.71	McGOWEN RD	O-6	16	2	BITUMINOUS SURFACE TREATED	30
0.71	1.02	McGOWEN RD	O-6	16	2	BITUMINOUS SURFACE TREATED	24
0.00	0.50	McGREGOR RD	K-17	16	2	ASPHALT CONCRETE	36
0.00	0.44	McKENNON BLVD	O-12	18	2	BITUMINOUS SURFACE TREATED	50
0.00	0.52	McMILLEN RD	E-9	10	4	BITUMINOUS SURFACE TREATED	20
0.00	0.88	McQUADE CIR	L-4	20	1	BITUMINOUS SURFACE TREATED	40
0.00	0.40	McREYNOLDS RD	N-15	18	2	ASPHALT CONCRETE	32
0.00	1.30	MEARS RD	G-4	15	3	ASPHALT CONCRETE	30
0.00	0.43	MEISER LN	H-11	16	2	BITUMINOUS SURFACE TREATED	36
0.43	0.76	MEISER LN	H-11	16	2	BITUMINOUS SURFACE TREATED	40
0.76	2.43	MEISER LN	H-11	18	2	ASPHALT CONCRETE	40
0.00	0.77	MEL NEWBY RD	I-5	12	3	BITUMINOUS SURFACE TREATED	26
0.77	0.90	MEL NEWBY RD	I-5	16	2	BITUMINOUS SURFACE TREATED	36
0.00	0.13	MELANIE ST	H-13	18	2	ASPHALT CONCRETE	50
0.00	0.20	MELTON LN	M-15	14	3	ASPHALT CONCRETE	24
0.00	0.73	MELVIN SCOTT RD	K-20	18	2	ASPHALT CONCRETE	30
0.00	2.20	MERRY OAKS RD	F-8	20	1	BITUMINOUS SURFACE TREATED	40
0.00	2.09	MIKE MUNCEY RD	D-12	18	2	ASPHALT CONCRETE	40
0.00	0.31	MILK RD	H-19	10	4	BITUMINOUS SURFACE TREATED	24
0.00	0.69	MILLER RD	H-6	12	3	BITUMINOUS SURFACE TREATED	30
0.00	0.83	MINNIE KIRBY RD	B-10	15	3	ASPHALT CONCRETE	30
0.00	1.20	MIRIAH DR	N-8	20	1	ASPHALT CONCRETE	50
0.00	1.16	MITCHELL RD	F-12	20	1	ASPHALT CONCRETE	40
0.00	0.54	MOFFITT DR	J-19	16	2	ASPHALT CONCRETE	40
0.00	0.45	MOFFITT RD	I-2	18	2	ASPHALT CONCRETE	40
0.45	1.50	MOFFITT RD	I-2	14	3	BITUMINOUS SURFACE TREATED	34
0.00	0.40	MOLLOY RD	J-22	10	4	BITUMINOUS SURFACE TREATED	30
0.00	0.19	MONICA ST	H-13	18	2	ASPHALT CONCRETE	50
0.00	0.15	MONTE CIR	M-14	12	3	ASPHALT CONCRETE	24
0.00	0.85	MOORE LN	N-10	15	3	BITUMINOUS SURFACE TREATED	32
0.85	1.04	MOORE LN	N-10	12	3	BITUMINOUS SURFACE TREATED	26
0.00	0.78	MOUNTAIN VIEW DR	O-10	18	2	ASPHALT CONCRETE	50
0.00	0.16	MRS BLANCH RD	S-16	10	4	BITUMINOUS SURFACE TREATED	20
0.00	0.10	MT LEO ST	N-14	15	3	ASPHALT CONCRETE	36

WARREN CO. HIGHWAY DEPARTMENT  
ROAD LIST - 2024

Beg. LogMile	End LogMile	Road Name	Map	Feet Width	Classification	Feature Composition	ROW
0.00	0.70	MT VIEW INDUSTRIAL DR	Q-6	40	1	ASPHALT CONCRETE	80
0.70	1.40	MT VIEW INDUSTRIAL DR	Q-6	28	1	ASPHALT CONCRETE	80
0.00	6.10	MT ZION RD	U-10, W-9	20	1	ASPHALT CONCRETE	36
0.00	2.29	MUD CREEK RD	J-19	19	2	ASPHALT CONCRETE	34
0.00	0.16	MULLICAN CEM. RD	E-10	10	4	GRAVEL	30
0.00	0.20	MULLICAN RD	I-4	22	1	ASPHALT CONCRETE	30
0.20	1.10	MULLICAN RD	I-4	18	2	ASPHALT CONCRETE	30
0.00	2.70	MYERS COVE RD	Q-18	20	1	ASPHALT CONCRETE	40
2.70	3.90	MYERS COVE RD	Q-18	12	3	BITUMINOUS SURFACE TREATED	30
0.00	0.04	N BARBARA CIR	P-10	17	2	ASPHALT CONCRETE	50
0.00	0.17	N JOHNSON RD	M-6	12	3	BITUMINOUS SURFACE TREATED	24
0.00	0.16	NASH RD	G-6	10	4	BITUMINOUS SURFACE TREATED	26
0.16	0.72	NASH RD	G-6	10	4	BITUMINOUS SURFACE TREATED	26
0.00	0.13	NEAL CT	P-11	18	2	ASPHALT CONCRETE	50
0.00	1.25	NEAL MEDLEY RD	M-5	16	2	ASPHALT CONCRETE	34
0.00	0.12	NEALE RD	I-13	14	3	ASPHALT CONCRETE	34
0.00	0.86	NEW BILDAD RD	B-13	14	3	ASPHALT CONCRETE	30
0.86	1.08	NEW BILDAD RD	B-13	16	2	BITUMINOUS SURFACE TREATED	36
0.00	0.66	NEW BYBEE RD	E-17	12	3	BITUMINOUS SURFACE TREATED	30
0.66	0.89	NEW BYBEE RD	E-17	14	3	ASPHALT CONCRETE	34
0.00	1.12	NEWBY RD	H-14	14	3	BITUMINOUS SURFACE TREATED	34
0.00	0.10	NEWMAN LN	M-11	8	4	GRAVEL	20
0.00	0.59	NEWMAN STATION	Q-11	17	2	ASPHALT CONCRETE	30
0.00	1.32	NEWT JOHNSON RD	B-8	19	2	ASPHALT CONCRETE	40
0.00	1.42	NEWT MCKNIGHT RD	F-5	16	2	ASPHALT CONCRETE	30
1.42	2.77	NEWT MCKNIGHT RD	F-5	17	2	ASPHALT CONCRETE	30
0.00	0.72	NOLA LN	K-10	18	2	ASPHALT CONCRETE	50
0.00	4.62	NORTHCUTT COVE RD	W-13	20	1	ASPHALT CONCRETE	36
4.62	5.60	NORTHCUTT COVE RD	W-13	22	1	ASPHALT CONCRETE	60
5.60	7.04	NORTHCUTT COVE RD	W-13	18	2	ASPHALT CONCRETE	36
0.00	0.06	NORTHWOOD LN	K-12	24	1	BITUMINOUS SURFACE TREATED	50
0.06	0.29	NORTHWOOD LN	K-12	16	2	ASPHALT CONCRETE	36
0.00	0.17	NUNLEY LN	N-15	10	4	BITUMINOUS SURFACE TREATED	20
0.00	0.45	NUNLEY RD	W-14	8	4	BITUMINOUS SURFACE TREATED	20
0.00	0.18	O'NEAL DR	I-19	20	1	ASPHALT CONCRETE	50

WARREN CO. HIGHWAY DEPARTMENT  
ROAD LIST - 2024

Beg. LogMile	End LogMile	Road Name	Map	Feet Width	Classification	Feature Composition	ROW
0.00	0.25	OAK BROOK DR	K-10	20	1	ASPHALT CONCRETE	50
0.00	1.59	OAK GROVE RD	C-10	16	2	ASPHALT CONCRETE	30
1.59	1.91	OAK GROVE RD	C-10	16	2	ASPHALT CONCRETE	36
0.00	0.62	OAK TREE DR	K-9	20	1	ASPHALT CONCRETE	50
0.00	0.21	OAKWOOD TR	J-13	14	3	ASPHALT CONCRETE	50
0.21	0.30	OAKWOOD TR	J-13	12	3	BITUMINOUS SURFACE TREATED	50
0.00	0.26	OLD BEERSHEBA RD	N-14	14	3	ASPHALT CONCRETE	32
0.26	1.10	OLD BEERSHEBA RD	N-14	14	3	BITUMINOUS SURFACE TREATED	32
1.10	1.30	OLD BEERSHEBA RD	N-14	16	2	ASPHALT CONCRETE	30
0.00	0.16	OLD HARRISON FERRY RD	N-15	20	1	ASPHALT CONCRETE	50
0.16	0.24	OLD HARRISON FERRY RD	N-15	20	1	BITUMINOUS SURFACE TREATED	50
0.24	1.82	OLD HARRISON FERRY RD	N-15	20	1	ASPHALT CONCRETE	50
0.00	0.03	OLD MANCHESTER RD	T-4	17	2	ASPHALT CONCRETE	24
0.03	1.43	OLD MANCHESTER RD	T-4	8	4	BITUMINOUS SURFACE TREATED	30
0.00	0.30	OLD MILL RD	J-11	9	4	GRAVEL	30
0.00	8.90	OLD NASHVILLE HWY		27	1	ASPHALT CONCRETE	60
0.00	3.70	OLD ROCK ISLAND RD	I-20	23	1	ASPHALT CONCRETE	80
0.00	1.25	OLD SHELLSFORD RD	N-17	18	2	ASPHALT CONCRETE	40
0.00	3.50	OLD SMITHVILLE RD	I-12	22	1	ASPHALT CONCRETE	40
0.00	3.00	OLD WELL RD	P-7	22	1	ASPHALT CONCRETE	50
0.00	0.35	ORCHARD LN	N-14	16	2	ASPHALT CONCRETE	30
0.00	0.21	ORR RD	M-7	10	4	BITUMINOUS SURFACE TREATED	30
0.00	0.52	OTTO SMITH RD	P-11	10	4	BITUMINOUS SURFACE TREATED	20
0.00	0.19	PACK LN	N-15	10	4	BITUMINOUS SURFACE TREATED	24
0.00	0.05	PALMER LN	K-11	16	2	BITUMINOUS SURFACE TREATED	34
0.05	0.30	PALMER LN	K-11	14	3	BITUMINOUS SURFACE TREATED	34
0.30	0.35	PALMER LN	K-11	16	2	ASPHALT CONCRETE	34
0.00	0.33	PANTER RD	S-16	9	4	BITUMINOUS SURFACE TREATED	28
0.00	0.23	PARIS ST	L-11	18	2	ASPHALT CONCRETE	34
0.00	0.22	PARISH LN	N-9	15	3	ASPHALT CONCRETE	30
0.00	0.19	PARK CIR. DR	K-10	18	2	ASPHALT CONCRETE	40
0.00	0.60	PARK DR	K-17	22	1	ASPHALT CONCRETE	60
0.00	0.04	PARKER RD	D-9	10	4	BITUMINOUS SURFACE TREATED	24
0.04	0.24	PARKER RD	D-9	10	4	BITUMINOUS SURFACE TREATED	24
0.00	1.27	PARKHURST RD	C-8	17	2	BITUMINOUS SURFACE TREATED	24

WARREN CO. HIGHWAY DEPARTMENT  
ROAD LIST - 2024

Beg. LogMile	End LogMile	Road Name	Map	Feet Width	Classification	Feature Composition	ROW
0.00	0.05	PARKLAND DR	O-12	23	1	ASPHALT CONCRETE	50
0.00	0.34	PARSLEY DR	J-13	12	3	BITUMINOUS SURFACE TREATED	30
0.00	0.36	PATTERSON RD	I-10	12	3	ASPHALT CONCRETE	34
0.00	0.70	PATTON RD	L-11	20	1	ASPHALT CONCRETE	40
0.00	0.30	PAYNE RD	I-23	11	4	BITUMINOUS SURFACE TREATED	40
0.30	0.80	PAYNE RD	I-23	20	1	ASPHALT CONCRETE	40
0.00	0.03	PAYSON LEE CIR	K-14	24	1	ASPHALT CONCRETE	50
0.00	0.40	PEACH AVE	O-9	20	1	ASPHALT CONCRETE	50
0.00	0.70	PEARSALL RD	N-14	14	3	BITUMINOUS SURFACE TREATED	30
0.70	0.85	PEARSALL RD	N-14	15	3	ASPHALT CONCRETE	30
0.00	0.42	PEDEN RD	G-6	10	4	BITUMINOUS SURFACE TREATED	30
0.00	0.96	PEDIGO RD	G-13	14	3	ASPHALT CONCRETE	34
0.00	0.58	PEPPER BRANCH RD	H-13	15	3	BITUMINOUS SURFACE TREATED	30
0.00	1.37	PERRY RD	F-8	16	2	ASPHALT CONCRETE	30
0.00	5.00	PETIGAP RD	K-2, M-6	18	2	BITUMINOUS SURFACE TREATED	34
5.00	7.45	PETIGAP RD	K-2, M-6	20	1	ASPHALT CONCRETE	34
0.00	4.37	PIGEON HILL RD	H-6, J-6	18	1	ASPHALT CONCRETE	40
0.00	0.26	PIKE HILL RD	K-13	20	1	ASPHALT CONCRETE	36
0.26	0.50	PIKE HILL RD	K-13	20	1	ASPHALT CONCRETE	50
0.00	0.80	PIKE HILL RD	K-13	18	2	ASPHALT CONCRETE	40
0.00	0.40	PINE AVE	O-10	18	2	BITUMINOUS SURFACE TREATED	50
0.00	0.76	PINE BLUFF RD	F-21	20	1	ASPHALT CONCRETE	40
0.76	1.02	PINE BLUFF RD	F-21	18	2	BITUMINOUS SURFACE TREATED	40
1.02	1.94	PINE BLUFF RD	F-21	18	2	BITUMINOUS SURFACE TREATED	34
0.00	0.09	PINE CREST CIR	L-9	20	1	ASPHALT CONCRETE	50
0.00	0.07	PINE ST	N-15	18	2	BITUMINOUS SURFACE TREATED	40
0.00	0.92	PINEWOOD LN	J-11	16	2	BITUMINOUS SURFACE TREATED	30
0.00	0.77	PIONEER HAVEN RD	J-10	18	2	ASPHALT CONCRETE	40
0.00	0.23	PISTOLE LN	N-10	14	3	ASPHALT CONCRETE	26
0.23	0.52	PISTOLE LN	N-10	14	3	BITUMINOUS SURFACE TREATED	32
0.52	0.68	PISTOLE LN	N-10	22	1	ASPHALT CONCRETE	60
0.68	0.81	PISTOLE LN	N-10	14	3	BITUMINOUS SURFACE TREATED	32
0.00	0.12	PLAINVIEW DR	H-20	16	2	ASPHALT CONCRETE	50
0.00	1.21	PLAINVIEW RD	I-21	14	3	BITUMINOUS SURFACE TREATED	34
1.21	1.75	PLAINVIEW RD	I-21	12	3	BITUMINOUS SURFACE TREATED	30

WARREN CO. HIGHWAY DEPARTMENT  
ROAD LIST - 2024

Beg. LogMile	End LogMile	Road Name	Map	Feet Width	Classification	Feature Composition	ROW
0.00	3.09	PLEASANT COVE RD	K-19	19	2	ASPHALT CONCRETE	34
0.00	1.04	PLEASANT HILL RD	L-6	18	2	BITUMINOUS SURFACE TREATED	34
1.04	3.39	PLEASANT HILL RD	L-6	17	2	ASPHALT CONCRETE	30
0.00	0.05	POLK ST	M-14	16	2	ASPHALT CONCRETE	40
0.00	1.21	POLY TITTSWORTH RD	L-8	10	4	BITUMINOUS SURFACE TREATED	26
0.00	0.16	POSS LN	M-11	14	3	ASPHALT CONCRETE	20
0.00	0.39	POWELL RD	N-14	16	2	ASPHALT CONCRETE	36
0.00	0.25	PRATER TOWN RD	G-4	22	1	ASPHALT CONCRETE	30
0.25	1.45	PRATER TOWN RD	G-4	17	2	ASPHALT CONCRETE	34
1.45	3.00	PRATER TOWN RD	G-4	14	3	BITUMINOUS SURFACE TREATED	34
0.00	1.15	PROGRESS BLVD	Q-6	24	1	ASPHALT CONCRETE	80
0.00	0.75	PROVIDENCE RD	E-10	14	3	ASPHALT CONCRETE	40
0.00	0.70	PUCKETT RD	I-9	17	2	BITUMINOUS SURFACE TREATED	30
0.00	0.06	PUTNAM ST	J-12	14	3	BITUMINOUS SURFACE TREATED	50
0.00	0.32	R G KIRBY RD	L-6	14	3	ASPHALT CONCRETE	20
0.32	0.70	R G KIRBY RD	L-6	8	4	GRAVEL	20
0.70	0.85	R G KIRBY RD	L-6	10	4	BITUMINOUS SURFACE TREATED	20
0.00	1.27	R GRIBBLE RD	I-17	14	3	BITUMINOUS SURFACE TREATED	30
0.00	0.16	RADELLE LN	N-9	20	1	ASPHALT CONCRETE	50
0.00	0.20	RAINES RD	N-7	18	2	ASPHALT CONCRETE	40
0.00	0.15	RAINES RD	N-7	16	2	ASPHALT CONCRETE	40
0.00	1.95	RANDALL HITCHCOCK RD	G-19	12	3	BITUMINOUS SURFACE TREATED	32
0.00	1.17	RATTLESNAKE RD	S-21	16	2	BITUMINOUS SURFACE TREATED	30
0.00	0.79	RAYBURN WALLING RD	H-19	12	3	BITUMINOUS SURFACE TREATED	30
0.79	0.95	RAYBURN WALLING RD	H-19	12	3	BITUMINOUS SURFACE TREATED	32
0.95	1.25	RAYBURN WALLING RD	H-19	16	2	BITUMINOUS SURFACE TREATED	40
1.25	1.82	RAYBURN WALLING RD	H-19	12	3	BITUMINOUS SURFACE TREATED	30
0.00	0.76	RED RD	K-14	14	3	ASPHALT CONCRETE	36
0.76	1.00	RED RD	K-14	18	2	ASPHALT CONCRETE	36
0.00	0.05	REDWOOD CT	N-8	20	1	ASPHALT CONCRETE	50
0.00	0.58	REMINGTON LN	K-8	20	1	ASPHALT CONCRETE	50
0.00	0.25	RICKY MAGNESS LN	U-14	10	4	BITUMINOUS SURFACE TREATED	24
0.00	0.04	RIDGEWOOD DR	T-15	16	2	ASPHALT CONCRETE	30
0.04	0.26	RIDGEWOOD DR	T-15	12	3	BITUMINOUS SURFACE TREATED	30
0.00	0.26	RIVER BEND RD	I-15	16	2	ASPHALT CONCRETE	36

WARREN CO. HIGHWAY DEPARTMENT  
ROAD LIST - 2024

Beg. LogMile	End LogMile	Road Name	Map	Feet Width	Classification	Feature Composition	ROW
0.26	0.49	RIVER BEND RD	I-15	12	3	ASPHALT CONCRETE	24
0.00	1.05	RIVER RD	O-9	12	3	BITUMINOUS SURFACE TREATED	26
1.05	1.49	RIVER RD	O-9	10	4	BITUMINOUS SURFACE TREATED	24
0.00	0.31	RIVERCLIFF RD	N-13	18	2	ASPHALT CONCRETE	36
0.00	1.71	ROBERT SMITH RD	H-9	16	2	ASPHALT CONCRETE	28
0.00	2.31	ROBERT WILSON RD	G-6	14	3	BITUMINOUS SURFACE TREATED	30
0.00	0.29	ROBERTS RD	D-9	10	4	BITUMINOUS SURFACE TREATED	20
0.00	0.20	ROBIN HOOD DR	I-13	18	2	ASPHALT CONCRETE	40
0.00	0.47	ROBINSON RD	K-10	18	2	ASPHALT CONCRETE	36
0.00	0.54	ROCK STATION RD	H-20	14	3	ASPHALT CONCRETE	32
0.54	1.38	ROCK STATION RD	H-20	12	3	BITUMINOUS SURFACE TREATED	26
0.00	0.10	ROCKLIFF LN	S-11	11	4	BITUMINOUS SURFACE TREATED	20
0.10	0.25	ROCKLIFF LN	S-11	10	4	GRAVEL	20
0.00	0.70	ROCKY RIVER RD	J-23	20	1	ASPHALT CONCRETE	40
0.70	0.78	ROCKY RIVER RD	J-23	22	1	ASPHALT CONCRETE	50
0.00	1.00	ROCKY TOP RD	R-21	20	1	ASPHALT CONCRETE	44
0.00	1.10	ROGERS HOLLOW RD	V-14	14	3	BITUMINOUS SURFACE TREATED	24
0.00	0.20	ROLLER RD	F-14	8	4	GRAVEL	24
0.00	0.24	ROLLER TOWN RD	A-14	16	2	BITUMINOUS SURFACE TREATED	34
0.00	0.22	ROLLING HILLS 2ND ST	J-12	12	3	BITUMINOUS SURFACE TREATED	40
0.00	0.50	ROLLING HILLS 3RD ST	J-13	18	2	ASPHALT CONCRETE	40
0.00	0.20	ROLLING HILLS 4TH ST	I-13	18	2	ASPHALT CONCRETE	50
0.00	0.24	ROLLING HILLS 5TH ST	I-13	16	2	ASPHALT CONCRETE	40
0.00	0.24	RONNIE JONES RD	D-9	10	4	BITUMINOUS SURFACE TREATED	20
0.00	0.09	ROSS DR	K-10	20	1	ASPHALT CONCRETE	50
0.00	1.70	ROY FOSTER RD	D-13	14	3	BITUMINOUS SURFACE TREATED	36
0.00	0.41	ROY WEBB RD	J-14	12	3	BITUMINOUS SURFACE TREATED	32
0.00	0.61	ROYAL DR	K-19	20	1	ASPHALT CONCRETE	50
0.00	0.11	RUSSELL LN	K-4	10	4	BITUMINOUS SURFACE TREATED	30
0.00	0.63	RUTH HILDRETH RD	B-9	10	4	BITUMINOUS SURFACE TREATED	24
0.00	0.05	S. WOODS RD	J-16	16	2	BITUMINOUS SURFACE TREATED	40
0.05	1.91	S. WOODS RD	J-16	10	4	BITUMINOUS SURFACE TREATED	26
0.00	0.48	SAFLEY HOLLOW RD	R-16	17	2	ASPHALT CONCRETE	40
0.48	1.30	SAFLEY HOLLOW RD	R-16	15	3	ASPHALT CONCRETE	30
1.30	2.01	SAFLEY HOLLOW RD	R-16	13	3	ASPHALT CONCRETE	20

WARREN CO. HIGHWAY DEPARTMENT  
ROAD LIST - 2024

Beg. LogMile	End LogMile	Road Name	Map	Feet Width	Classification	Feature Composition	ROW
0.00	1.87	SALEM RD	H-14	17	2	ASPHALT CONCRETE	36
0.00	0.76	SAM MCGEE RD	O-19	10	4	BITUMINOUS SURFACE TREATED	24
0.00	0.20	SAW MILL RD	D-7	10	4	BITUMINOUS SURFACE TREATED	26
0.00	0.05	SCENIC HILLS DR	E-13	16	2	ASPHALT CONCRETE	30
0.05	0.81	SCENIC HILLS DR	E-13	16	2	ASPHALT CONCRETE	30
0.81	2.30	SCENIC HILLS DR	E-13	16	2	ASPHALT CONCRETE	40
0.00	0.52	SCOTTS BRANCH RD	S-23	18	2	BITUMINOUS SURFACE TREATED	44
0.00	0.54	SEVEN SPRINGS RD	J-10	10	4	BITUMINOUS SURFACE TREATED	20
0.54	1.03	SEVEN SPRINGS RD	J-10	8	4	BITUMINOUS SURFACE TREATED	20
0.00	0.77	SHADY GROVE RD.	Q-2	18	2	ASPHALT CONCRETE	50
0.00	0.29	SHADY LN	I-14	10	4	BITUMINOUS SURFACE TREATED	20
0.00	1.14	SHADY REST RD	K-16	22	1	ASPHALT CONCRETE	50
0.00	0.40	SHAFFIE LN	M-9	17	2	ASPHALT CONCRETE	30
0.40	0.77	SHAFFIE LN	M-9	14	3	ASPHALT CONCRETE	30
0.00	0.38	SHANGRI LA LN	N-11	18	2	ASPHALT CONCRETE	32
0.38	0.39	SHANGRI LA LN	N-11	20	1	ASPHALT CONCRETE	32
0.39	0.56	SHANGRI LA LN	N-11	20	1	ASPHALT CONCRETE	50
0.56	1.22	SHANGRI LA LN	N-11	14	3	ASPHALT CONCRETE	32
1.22	2.21	SHANGRI LA LN	N-11	12	3	ASPHALT CONCRETE	32
2.21	2.43	SHANGRI LA LN	N-11	10	4	ASPHALT CONCRETE	30
2.43	2.48	SHANGRI LA LN	N-11	8	4	ASPHALT CONCRETE	30
0.00	0.11	SHANNON LN	N-11	16	2	BITUMINOUS SURFACE TREATED	50
0.00	0.50	SHAWNA ST	H-13	18	2	ASPHALT CONCRETE	50
0.00	11.10	SHELBYVILLE RD	N-2, N-8	20	1	ASPHALT CONCRETE	40
0.00	0.20	SHELLSFORD RD W	N-14	15	3	ASPHALT CONCRETE	50
0.00	1.22	SHERRELL RD	O-5	18	2	ASPHALT CONCRETE	30
0.00	0.48	SHERWOOD DR	S-10	18	2	ASPHALT CONCRETE	50
0.00	0.18	SHERWOOD VALE CIR	I-13	16	2	ASPHALT CONCRETE	36
0.00	0.11	SHILOH RD	V-17	14	3	ASPHALT CONCRETE	30
0.11	0.18	SHILOH RD	V-17	12	3	ASPHALT CONCRETE	30
0.18	0.22	SHILOH RD	V-17	12	3	ASPHALT CONCRETE	24
0.00	0.50	SHOALS RD	E-20	14	3	ASPHALT CONCRETE	20
0.00	4.58	SHORT MOUNTAIN RD	D-5, G-8	20	1	ASPHALT CONCRETE	40
4.58	7.88	SHORT MOUNTAIN RD	D-5, G-8	20	1	ASPHALT CONCRETE	60
0.00	0.14	SHORT RD	O-9	10	4	BITUMINOUS SURFACE TREATED	24

WARREN CO. HIGHWAY DEPARTMENT  
ROAD LIST - 2024

Beg. LogMile	End LogMile	Road Name	Map	Feet Width	Classification	Feature Composition	ROW
0.00	0.22	SILVER CREEK DR	K-14	24	1	ASPHALT CONCRETE	50
0.00	0.28	SIMONS BLVD	R-9	21	1	ASPHALT CONCRETE	50
0.00	0.60	SLATTON DR	J-13	18	2	ASPHALT CONCRETE	40
0.00	0.60	SLAUGHTER BEND RD	U-18	16	2	ASPHALT CONCRETE	30
0.60	0.90	SLAUGHTER BEND RD	U-18	13	3	ASPHALT CONCRETE	30
0.00	0.20	SMARTT LN	R-16	9	4	BITUMINOUS SURFACE TREATED	20
0.00	0.20	SMARTT STATION RD	O-8	18	2	ASPHALT CONCRETE	40
0.20	2.56	SMARTT STATION RD	O-8	16	2	BITUMINOUS SURFACE TREATED	34
0.00	0.40	SMITH HOLLOW RD	U-14	10	4	BITUMINOUS SURFACE TREATED	20
0.00	2.10	SMITH TOWN RD	F-5	17	2	ASPHALT CONCRETE	30
0.00	0.70	SMITHSON RD	H-4	13	3	ASPHALT CONCRETE	24
0.00	2.86	SMOOTH RD	N-3	17	2	ASPHALT CONCRETE	32
0.00	0.90	SNEED RD	C-7	12	3	BITUMINOUS SURFACE TREATED	30
0.00	0.28	SOLOMON ST	G-21	14	3	ASPHALT CONCRETE	30
0.00	0.27	SOUTH CIR	L-11	12	3	BITUMINOUS SURFACE TREATED	30
0.00	0.50	SOUTH JOHN LOCKE RD	Q-11	16	2	BITUMINOUS SURFACE TREATED	36
0.00	0.45	SOUTH RIVERSIDE DR	M-14	11	4	ASPHALT CONCRETE	40
0.00	0.86	SOUTHSIDE DR.	Q-12	20	1	ASPHALT CONCRETE	40
0.00	0.30	SPARKMAN RD	E-12	13	3	BITUMINOUS SURFACE TREATED	30
0.00	0.32	SPARKY LN	G-12	12	3	ASPHALT CONCRETE	24
0.00	0.13	SPENCER LN	M-8	10	4	ASPHALT CONCRETE	24
0.13	0.25	SPENCER LN	M-8	10	4	GRAVEL	24
0.00	0.05	SPRING CITY RD	N-14	12	3	ASPHALT CONCRETE	30
0.00	0.16	SPRING RD	O-6	22	1	ASPHALT CONCRETE	50
0.00	1.18	SPRING VALLEY RD	K-10	20	1	ASPHALT CONCRETE	40
0.00	0.63	SPURLOCK RD	D-5	12	3	BITUMINOUS SURFACE TREATED	30
0.00	0.30	ST ANDREWS CT	Q-7	20	1	ASPHALT CONCRETE	50
0.00	0.29	STAGECOACH TRL	K-16	12	3	ASPHALT CONCRETE	26
0.00	0.62	STANLEY RD	D-10	12	3	BITUMINOUS SURFACE TREATED	28
0.00	1.94	STARLIGHT RD	J-16	20	1	BITUMINOUS SURFACE TREATED	50
1.94	1.95	STARLIGHT RD	J-16	12	3	BITUMINOUS SURFACE TREATED	30
1.95	1.98	STARLIGHT RD	J-16	20	1	BITUMINOUS SURFACE TREATED	30
1.98	1.99	STARLIGHT RD	J-16	20	1	BITUMINOUS SURFACE TREATED	50
0.00	0.53	STEAKLEY RD	V-8	10	4	BITUMINOUS SURFACE TREATED	20
0.00	0.40	STEWART RD	E-14	10	4	BITUMINOUS SURFACE TREATED	24

WARREN CO. HIGHWAY DEPARTMENT  
ROAD LIST - 2024

Beg. LogMile	End LogMile	Road Name	Map	Feet Width	Classification	Feature Composition	ROW
0.00	0.20	STONE MAN RD	P-19	25	1	ASPHALT CONCRETE	50
0.20	0.70	STONE MAN RD	P-19	15	3	BITUMINOUS SURFACE TREATED	50
0.00	0.21	STORE RD	G-21	18	2	ASPHALT CONCRETE	34
0.00	0.20	STORMS LN	E-13	10	4	BITUMINOUS SURFACE TREATED	24
0.00	0.14	STOTTS LN	V-14	12	3	BITUMINOUS SURFACE TREATED	20
0.00	0.43	STRODE CIR	J-14	12	3	BITUMINOUS SURFACE TREATED	30
0.00	0.20	STUBBLEFIELD LN	H-14	14	3	BITUMINOUS SURFACE TREATED	34
0.00	1.25	STUBBLEFIELD RD	U-9	16	2	ASPHALT CONCRETE	34
1.25	1.41	STUBBLEFIELD RD	U-9	16	2	ASPHALT CONCRETE	30
1.41	1.58	STUBBLEFIELD RD	U-9	12	3	GRAVEL	30
0.00	0.19	SUGAR CREEK DR	P-10	18	2	ASPHALT CONCRETE	50
0.00	0.77	SULLIVAN RD	D-13	17	2	ASPHALT CONCRETE	36
0.77	1.83	SULLIVAN RD	D-13	12	3	BITUMINOUS SURFACE TREATED	30
0.00	0.12	SUMMER CIRCLE	O-6	27	1	ASPHALT CONCRETE	50
0.00	0.06	SUMMER ST	J-12	18	2	BITUMINOUS SURFACE TREATED	50
0.00	0.17	SUMMER VIEW LN	R-16	12	3	BITUMINOUS SURFACE TREATED	26
0.00	0.09	SUN VALLEY DR	H-12	12	3	ASPHALT CONCRETE	40
0.00	0.56	SUNNY ACRES RD.	R-6	20	1	ASPHALT CONCRETE	40
0.00	0.24	SUNNY VALE DR	J-19	18	2	ASPHALT CONCRETE	40
0.00	0.80	SUNSET POINT RD	N-14	18	2	BITUMINOUS SURFACE TREATED	32
0.80	1.55	SUNSET POINT RD	N-14	18	2	ASPHALT CONCRETE	30
0.00	0.14	SUTTON DR	N-15	22	1	ASPHALT CONCRETE	80
0.14	0.19	SUTTON DR	N-15	10	4	ASPHALT CONCRETE	80
0.00	1.51	SWAMP RD	G-11	10	4	BITUMINOUS SURFACE TREATED	28
0.00	0.80	SWAN MILL RD	S-9	20	1	ASPHALT CONCRETE	34
0.80	2.70	SWAN MILL RD	S-9	16	2	BITUMINOUS SURFACE TREATED	30
0.00	0.13	SWOAPE RD	D-12	14	3	ASPHALT CONCRETE	40
0.00	0.24	T E MCGEE RD	O-18	18	2	ASPHALT CONCRETE	40
0.24	0.31	T E MCGEE RD	O-18	10	1	BITUMINOUS SURFACE TREATED	40
0.00	0.66	TALBERT RD	L-1	10	1	BITUMINOUS SURFACE TREATED	24
0.00	0.03	TAMMY CT	H-13	18	2	ASPHALT CONCRETE	50
0.00	0.13	TANGLEWOOD DR	J-18	20	1	ASPHALT CONCRETE	50
0.00	0.41	TAYLOR RD	J-8	10	4	BITUMINOUS SURFACE TREATED	20
0.00	0.12	TEAKWOOD CIR	I-19	20	1	ASPHALT CONCRETE	50
0.00	0.25	TEETERS RD	O-2	12	3	ASPHALT CONCRETE	26

WARREN CO. HIGHWAY DEPARTMENT  
ROAD LIST - 2024

Beg. LogMile	End LogMile	Road Name	Map	Feet Width	Classification	Feature Composition	ROW
0.25	0.38	TEETERS RD	O-2	10	4	BITUMINOUS SURFACE TREATED	
0.00	0.70	TENPENNY RD	O-7	16	2	BITUMINOUS SURFACE TREATED	34
0.00	0.76	THAXTON RD	T-11	10	4	BITUMINOUS SURFACE TREATED	26
0.00	0.07	THREE POINT CIR	O-8	20	1	ASPHALT CONCRETE	50
0.00	0.30	THREE STAR DR	I-15	9	4	GRAVEL	34
0.00	0.07	THUNDER RIDGE CT	O-8	20	1	ASPHALT CONCRETE	50
0.00	0.85	TIC TAC MILL RD	T-4	10	4	BITUMINOUS SURFACE TREATED	26
0.85	1.87	TIC TAC MILL RD	T-4	12	3	BITUMINOUS SURFACE TREATED	30
0.00	0.25	TOBE MCGEE RD	L-20	12	3	BITUMINOUS SURFACE TREATED	20
0.00	0.46	TOBBITT RD	I-5	18	2	ASPHALT CONCRETE	26
0.46	1.15	TOBBITT RD	I-5	18	2	ASPHALT CONCRETE	30
0.00	0.51	TODD LN	Q-8	18	2	ASPHALT CONCRETE	50
0.00	0.40	TODD RD	Q-8	19	2	ASPHALT CONCRETE	50
0.00	0.27	TOM BROWN RD	K-5	12	3	BITUMINOUS SURFACE TREATED	20
0.00	1.40	TOM GRISSOM RD	R-7	21	1	ASPHALT CONCRETE	50
0.00	0.32	TONY'S LN	Q-16	12	3	ASPHALT CONCRETE	20
0.00	0.14	TRACK RD	G-21	10	4	BITUMINOUS SURFACE TREATED	20
0.00	0.32	TUCK RD	J-13	10	4	BITUMINOUS SURFACE TREATED	24
0.00	0.30	TUMMIE DR	F-18	12	3	BITUMINOUS SURFACE TREATED	30
0.30	0.35	TUMMIE DR	F-18	11	4	GRAVEL	30
0.00	0.03	TURN CT		26	1	ASPHALT CONCRETE	50
0.03	0.04	TURN CT		80	1	ASPHALT CONCRETE	100
0.00	0.37	TURNER DR	N-7	10	4	BITUMINOUS SURFACE TREATED	24
0.00	2.90	TURNERS BEND RD	R-17	16	2	ASPHALT CONCRETE	32
2.90	3.77	TURNERS BEND RD	R-17	12	3	ASPHALT CONCRETE	32
0.00	5.50	TWIN LAKES DR	I-12	19	2	ASPHALT CONCRETE	50
0.00	0.48	UNDERHILL RD	I-6	16	2	BITUMINOUS SURFACE TREATED	40
0.48	0.73	UNDERHILL RD	I-6	14	3	BITUMINOUS SURFACE TREATED	30
0.73	1.00	UNDERHILL RD	I-6	12	3	BITUMINOUS SURFACE TREATED	26
1.00	1.18	UNDERHILL RD	I-6	11	4	ASPHALT CONCRETE	26
0.00	0.63	UNDERWOOD RD	L-11	18	2	ASPHALT CONCRETE	40
0.00	0.250	UNION RD	K-17	12	3	ASPHALT CONCRETE	30
0.00	1.26	UNITY RD	H-6	16	2	BITUMINOUS SURFACE TREATED	34
0.00	0.31	UPPER FAULKNER SPGS. RD	K-13	18	2	ASPHALT CONCRETE	40
0.31	0.62	UPPER FAULKNER SPGS. RD	K-13	16	2	ASPHALT CONCRETE	36

WARREN CO. HIGHWAY DEPARTMENT  
ROAD LIST - 2024

Beg. LogMile	End LogMile	Road Name	Map	Feet Width	Classification	Feature Composition	ROW
0.00	0.21	VALLEY GLEN DR	K-10	16	2	ASPHALT CONCRETE	32
0.00	1.24	VANDAGRIFF RD	F-11	14	3	ASPHALT CONCRETE	30
0.00	0.43	VANLEY ROWAN RD	M-15	18	2	ASPHALT CONCRETE	34
0.00	0.27	VERVILLA CIR	T-7	12	3	GRAVEL	20
0.00	6.52	VERVILLA RD	Q-9, T-7	20	1	ASPHALT CONCRETE	60
0.00	0.27	VICKERS RD	G-2	12	3	BITUMINOUS SURFACE TREATED	26
0.00	0.03	VICTOR J YOUNG RD	G-22	24	1	ASPHALT CONCRETE	60
0.03	0.53	VICTOR J YOUNG RD	G-22	14	3	BITUMINOUS SURFACE TREATED	30
0.53	0.84	VICTOR J YOUNG RD	G-22	14	3	BITUMINOUS SURFACE TREATED	32
0.00	0.22	VILLA DR	R-8	18	2	BITUMINOUS SURFACE TREATED	50
0.22	0.26	VILLA DR	R-8	12	3	BITUMINOUS SURFACE TREATED	50
0.00	0.26	VIOLA CEM. RD	V-8	10	4	ASPHALT CONCRETE	20
0.00	0.53	W. MARTIN RD	J-20	14	3	BITUMINOUS SURFACE TREATED	30
0.00	0.09	WADE RD	I-2	18	2	ASPHALT CONCRETE	50
0.09	0.16	WADE RD	I-2	13	3	ASPHALT CONCRETE	30
0.16	0.55	WADE RD	I-2	13	3	ASPHALT CONCRETE	26
0.00	0.26	WAISANEN RD	M-1	10	4	BITUMINOUS SURFACE TREATED	20
0.00	0.41	WALKER RD	N-8	18	2	ASPHALT CONCRETE	50
0.00	0.20	WANAMAKER LN	W-17	14	3	ASPHALT CONCRETE	20
0.00	0.14	WARE RD	J-13	12	3	BITUMINOUS SURFACE TREATED	28
0.00	0.29	WAREHOUSE RD	Q-6	22	1	ASPHALT CONCRETE	50
0.00	1.26	WARREN COUNTY PARK RD	D-19	14	3	BITUMINOUS SURFACE TREATED	36
0.00	1.09	WASH ROBERTS RD	R-22	16	2	BITUMINOUS SURFACE TREATED	24
0.00	0.50	WATSON RD	E-21	13	3	ASPHALT CONCRETE	26
0.50	0.78	WATSON RD	E-21	12	3	BITUMINOUS SURFACE TREATED	26
0.00	0.35	WAYSIDE RD	I-13	10	4	BITUMINOUS SURFACE TREATED	26
0.00	1.59	WEBB LN	E-18	14	3	BITUMINOUS SURFACE TREATED	36
0.00	0.09	WEDGEWOOD CT	M-9	20	1	BITUMINOUS SURFACE TREATED	50
0.00	0.16	WELLS POINTER RD	O-6	20	1	ASPHALT CONCRETE	50
0.00	0.07	WESSON CIRCLE	K-8	20	1	ASPHALT CONCRETE	50
0.00	0.10	WEST DR	J-18	18	2	ASPHALT CONCRETE	30
0.00	0.22	WEST JONES RD	I-10	10	4	BITUMINOUS SURFACE TREATED	20
0.00	0.33	WEST RD	E-8	12	3	ASPHALT CONCRETE	40
0.00	3.16	WHEELER RD	R-8	18	2	ASPHALT CONCRETE	36
0.00	0.17	WHITAKER RD	I-10	10	4	BITUMINOUS SURFACE TREATED	30

WARREN CO. HIGHWAY DEPARTMENT  
ROAD LIST - 2024

Beg. LogMile	End LogMile	Road Name	Map	Feet Width	Classification	Feature Composition	ROW
0.00	1.33	WHITE HALL RD	T-10	17	2	ASPHALT CONCRETE	34
0.00	0.19	WHITEAKER ST	J-12	16	2	ASPHALT CONCRETE	32
0.00	0.12	WHITEOAK DR	L-11	15	3	ASPHALT CONCRETE	36
0.00	0.40	WHITLOCK CEM. RD	J-4	10	4	BITUMINOUS SURFACE TREATED	20
0.00	1.23	WILDWOOD RD	S-20	16	2	BITUMINOUS SURFACE TREATED	36
1.23	2.04	WILDWOOD RD	S-20	12	3	BITUMINOUS SURFACE TREATED	36
0.00	0.45	WILLIAMS RD	A-12	16	2	BITUMINOUS SURFACE TREATED	34
0.00	0.21	WILLIAMSON RD	J-9	18	2	ASPHALT CONCRETE	30
0.00	0.02	WILLOW CIR	N-8	20	1	ASPHALT CONCRETE	50
0.00	0.05	WILLOW ST	O-10	20	1	ASPHALT CONCRETE	50
0.00	0.82	WILLOW WAY	K-14	24	1	ASPHALT CONCRETE	50
0.00	0.78	WILSON NEWBY RD	C-10	15	3	ASPHALT CONCRETE	30
0.00	1.32	WILSON RD	I-12	16	2	BITUMINOUS SURFACE TREATED	36
1.32	1.84	WILSON RD	I-12	16	2	ASPHALT CONCRETE	36
0.00	0.28	WINFIELD DR	N-7	14	3	BITUMINOUS SURFACE TREATED	28
0.00	0.46	WINFREE RD	D-6	10	4	BITUMINOUS SURFACE TREATED	20
0.00	1.21	WOMACK RD	G-9	10	4	BITUMINOUS SURFACE TREATED	24
0.00	0.55	WOOD RD	C-10	15	3	ASPHALT CONCRETE	24
0.00	0.15	WOOD WAY	Q-8	16	2	BITUMINOUS SURFACE TREATED	50
0.00	0.11	WOODLAND CREEK DR	M-11	20	1	ASPHALT CONCRETE	50
0.11	0.48	WOODLAND CREEK DR	M-11	20	1	ASPHALT CONCRETE	50
0.00	0.35	WOODLEE CT	O-14	20	1	PORTLAND CEMENT CONCRETE	40
0.00	0.44	WOODS CEM. RD	B-10	10	4	BITUMINOUS SURFACE TREATED	20
0.00	0.24	WOODS LN	N-7	10	4	BITUMINOUS SURFACE TREATED	22
0.00	0.07	WOODVIEW CT	N-8	20	1	ASPHALT CONCRETE	50
0.00	2.50	YAGER RD	I-11	24	1	ASPHALT CONCRETE	100
0.00	0.22	YOUNG RD	G-18	10	4	BITUMINOUS SURFACE TREATED	20
0.00	0.27	YOUNGBLOOD RD	P-5	8	4	BITUMINOUS SURFACE TREATED	20
0.00	0.67	ZERA HILLIS RD	O-15	10	4	BITUMINOUS SURFACE TREATED	26

LIST OF CHANGES

AKERS RD (.00 - 1.10)  
CHANGED WIDTH FROM 14' TO 16'  
CHANGED CLASSIFICATION FROM 3 TO 2  
CHANGED COMPOSITION FROM BITUMINOUS SURFACE TREATED TO ASPHALT

ANCHOR BEND DR (.00 - .08)  
ADDED TO ROAD LIST

BILL TURNER (0.00 - .39)  
CHANGED WIDTH FROM 10' TO 15'  
CHANGED CLASSIFICATION FROM 4 TO 3  
CHANGED COMPOSITION FROM BITUMINOUS SURFACE TREATED TO ASPHALT

BRIDGE BUILDERS RD (.12 - .50)  
REMOVED FROM ROAD LIST

BYARS RD (.00-.87)  
CHANGED WIDTH FROM 15' TO 16'  
CHANGED CLASSIFICATION FROM 3 TO 2

CHARLIE TURNER RD (1.11 - 1.46)  
CHANGED CLASSIFICATION FROM 1 TO 4

CLEMENTS RD (.00 - .48)  
CHANGED WIDTH FROM 16' TO 18'

CLEMONS HEIGHTS RD (.00 - .13)  
CHANGED WIDTH FROM 18' TO 19'  
CHANGED COMPOSITION FROM BITUMINOUS SURFACE TREATED TO ASPHALT

DALTON DR (0.00 - .08)  
CHANGED COMPOSITION FROM BITUMINOUS SURFACE TREATED TO ASPHALT

DAWN DR (.00 - .28)  
CHANGED WIDTH FROM 18' TO 20'  
CHANGED CLASSIFICATION FROM 2 TO 1

HIDDEN RIVER RD (.00 - 2.00)  
ADD TO ROAD LIST

LIST OF CHANGES

HURRICANE HOLLOW RD (.00 - .38)  
CHANGED WIDTH FROM 10' TO 13'  
CHANGED CLASSIFICATION FROM 4 TO 3

HURRICANE HOLLOW RD (.38 - .54)  
CHANGED WIDTH FROM 10' TO 12'  
CHANGED CLASSIFICATION FROM 4 TO 3  
CHANGED COMPOSITION FROM BITUMINOUS SURFACE TO GRAVEL

KERMIT TURNER RD (0.00 - 2.03)  
CHANGED WIDTH FROM 10' TO 15'  
CHANGED CLASSIFICATION FROM 4 TO 3  
CHANGED COMPOSITION FROM BITUMINOUS SURFACE TREATED TO ASPHALT

LYNN RD (.00 - .75)  
CHANGED COMPOSITION FROM BITUMINOUS SURFACE TREATED TO ASPHALT

McGOWEN RD (0.00 - .27)  
CHANGED COMPOSITION FROM BITUMINOUS SURFACE TREATED TO ASPHALT

McGOWEN RD (0.27 - .71)  
CHANGED WIDTH FROM 12' TO 16'  
CHANGED CLASSIFICATION FROM 3 TO 2  
CHANGED COMPOSITION FROM BITUMINOUS SURFACE TREATED TO ASPHALT

McGOWEN RD (.71 - 1.02)  
CHANGED WIDTH FROM 10' TO 16'  
CHANGED CLASSIFICATION FROM 4 TO 2  
CHANGED COMPOSITION FROM BITUMINOUS SURFACE TREATED TO ASPHALT

MELTON LN (0.00 - .20)  
CHANGED WIDTH FROM 10' TO 14'  
CHANGED CLASSIFICATION FROM 4 TO 3  
CHANGED COMPOSITION FROM BITUMINOUS SURFACE TREATED TO ASPHALT

MONTE CIR (0.00 - .15)  
CHANGED WIDTH FROM 10' TO 12'  
CHANGED CLASSIFICATION FROM 4 TO 3  
CHANGED COMPOSITION FROM BITUMINOUS SURFACE TREATED TO ASPHALT

LIST OF CHANGES

MT. LEO ST (0.00 - .10)  
CHANGED WIDTH FROM 14' TO 15'  
CHANGED COMPOSITION FROM BITUMINOUS SURFACE TREATED TO ASPHALT

MULLICAN RD (.20 - 1.10)  
CHANGED WIDTH FROM 16' TO 18'  
CHANGED COMPOSITION FROM BITUMINOUS SURFACE TREATED TO ASPHALT

PARKHURST RD (0.00 - 1.27)  
CHANGED WIDTH FROM 14' TO 17'  
CHANGED CLASSIFICATION FROM 3 TO 2

PIONEER HAVEN RD (0.00 - .77)  
CHANGED COMPOSITION FROM BITUMINOUS SURFACE TREATED TO ASPHALT

PLEASANT HILL RD (1.04 - 3.39)  
CHANGED WIDTH FROM 16' TO 17'

SHOALS RD (0.00 - .50)  
CHANGED WIDTH FROM 10' TO 14'  
CHANGED CLASSIFICATION FROM 4 TO 3  
CHANGED COMPOSITION FROM BITUMINOUS SURFACE TREATED TO ASPHALT

SLATTON DR (0.00 - .60)  
CHANGED WIDTH FROM 16' TO 18'

SULLIVAN RD (0.00 - .77)  
MILEAGE CHANGED FROM 0.00 - .49 TO 0.00 - .77 BITUMINOUS SURFACE TREATED  
MILEAGE CHANGED FROM .77 - 1.83 TO .49 - 1.83 ASPHALT  
CHANGED WIDTH FROM 0.77 FROM 16' TO 17'

TRACK RD (.15 - .33)  
REMOVED FROM ROAD LIST

TOBBITT RD (0.00 - 1.15)  
CHANGED WIDTH FROM 14' TO 18'  
CHANGED CLASSIFICATION FROM 3 TO 2  
CHANGED COMPOSITION FROM BITUMINOUS SURFACE TREATED TO ASPHALT

TURN CT (0.00 - .04)  
ADD TO ROAD LIST

LIST OF CHANGES

**UNDERHILL RD (0.00 - 1.18)**  
MILEAGE FROM .73 - 1.00 CHANGED 10' TO 12'  
CHANGED CLASSIFICATION FROM 4 TO 3  
MILEAGE FROM 1.00 - 1.18 CHANGED TO ASPHALT

## Warren County Board of Commissioners Agenda Item Report

Meeting Date: June 24, 2024

Submitted by: Jason Hillis

Submitting Department: Highway Department

Item Type: Resolution

**Agenda Section:** NEW BUSINESS

---

**Subject:**

Resolution 11-2024

Speed Limit change to Homer Pedigo Rd

**Suggested Action:**

**Attachments:**

[2024 Resolution 11 - Speed Limit on Homer Pedigo Road.docx](#)

**A RESOLUTION TO FIX THE MAXIMUM SPEED LIMIT ON  
HOMER PEDIGO ROAD IN WARREN COUNTY, TENNESSEE AT 35 MPH**

**WHEREAS**, *Tennessee Code Annotated* § 55-8-153 grants unto the counties in Tennessee the authority to fix the maximum speed limits on county roads; and

**WHEREAS**, the Legislative Body of Warren County, Tennessee has determined that a maximum speed of thirty-five miles per hour (35MPH) is the appropriate speed limit for Homer Pedigo Road in Warren County, Tennessee; and

**WHEREAS**, a maximum speed of thirty-five miles per hour (35MPH) on Homer Pedigo Road in Warren County, Tennessee shall maximize the safety of all travelers upon the roadway and shall be for the betterment of Warren County, Tennessee as a whole; and

**NOW THEREFORE BE IT RESOLVED** by the County Legislative Body of Warren County, Tennessee meeting in regular session on this 24th day of June, 2024 that:

**SECTION 1:** That the speed limit on Homer Pedigo Road in Warren County, Tennessee shall be set at a maximum speed of thirty-five miles per hour (35MPH).

**SECTION 2:** That the Warren County Road Superintendent shall appropriately advise motorists travelling on Homer Pedigo Road of the speed limit by erecting speed limit signs indicating the thirty-five miler per hour (35MPH) maximum speed.

**SECTION 3:** That this resolution shall become effective upon passage, the welfare of the County requiring it.

- ( ) Passed this the 24th day of June, 2024.
- ( ) Failed for lack of second this 24th day of June, 2024.
- ( ) Failed on vote this 24th day of June, 2024.
- ( ) Withdrawn this 24th day of June, 2024.
- ( ) Tabled this 24th day of June, 2024.
- ( ) Amended this 24th day of June, 2024.

---

**TERRY BELL,  
COUNTY EXECUTIVE**

**ATTEST:**

---

**LESA SCOTT, COUNTY CLERK**

## Warren County Board of Commissioners Agenda Item Report

Meeting Date: June 24, 2024

Submitted by: Jason Hillis

Submitting Department: Airport

Item Type: Approvals

**Agenda Section:** NEW BUSINESS

---

**Subject:**

Approval of Minimum Development Standards and Requirements for Warren County Memorial Airport

**Suggested Action:**

**Attachments:**

[24\\_05\\_06 RNC minimum development standards.pdf](#)

**MINIMUM DEVELOPMENT STANDARDS  
AND REQUIREMENTS  
FOR  
WARREN COUNTY MEMORIAL AIRPORT  
Revision 05/06/2024**

**Adopted by the Airport Commission  
May 6, 2024 (Original)**

**MINIMUM DEVELOPMENT STANDARDS AND  
REQUIREMENTS FOR  
WARREN COUNTY MEMORIAL AIRPORT**

**Table of Contents**

I. DEFINITIONS .....	1
II. PURPOSE.....	3
III. OBJECTIVES .....	3
IV. APPLICABILITY .....	4
V. STATEMENT OF POLICY .....	5
VI. GENERAL PROVISIONS.....	6
VII. GENERAL APPLICATION REQUIREMENTS .....	7
VIII. INSURANCE AND BONDING REQUIREMENTS.....	9
IX. LEASE APPROVALS PRIOR TO CONSTRUCTION.....	11
X. PLAN REVIEWS, SUBMITTAL REQUIREMENTS, AND INSPECTIONS .....	13
XI. NOTICE TO PROCEED.....	14
XII. MINIMUM DEVELOPMENT STANDARDS.....	15
General Requirements .....	15
Hangar Buildings .....	19
Airfield Aprons and Taxilanes .....	23
Aircraft Wash Racks.....	23
Helicopter Parking Facilities.....	23
Rental Car Facilities .....	24
Office and Warehouse Facilities .....	24
Fuel Storage Facilities.....	24
Signage.....	24
Landscaping .....	27
XIII. ENVIRONMENTAL COMPLIANCE .....	28

**MINIMUM DEVELOPMENT STANDARDS AND  
REQUIREMENTS FOR  
WARREN COUNTY MEMORIAL AIRPORT**

**I. DEFINITIONS**

1. **Airport** means the Warren County Memorial Airport and Warren County.
2. **AOA** means Airfield Operations Area. The AOA is the portion of the airport designed and used for aircraft landing, takeoff, or surface maneuvering including the associated hangars, navigation, and communication facilities. The AOA can be differentiated into Movement Area and Non-Movement Area.
3. **Commission** means the Warren County Memorial Airport Commission, or authorized designee.
4. **Commercial Aviation Service** means a service provided to the public for a fee that involves, makes possible, or is required for the operation of aircraft, or which contributes to, or is required for the safe conduct and utility of such aircraft operations, and includes those services provided by either a Fixed Base Operator, or a Specialized Aviation Service Operator.
5. **County** means Warren County, Tennessee.
6. **Developer** means the party who wishes to lease airport land to construct a hangar or other building or improvement for aeronautical or aeronautical related purposes and who must comply individually and collectively with these Minimum Standards.
7. **FAA** means the Federal Aviation Administration of the United States Department of Transportation.
8. **Improvements** means any buildings, hangars, paved areas such as parking lots, ramps or aprons, water quality and drainage ponds, or other improvements constructed or installed on the Premises.
9. **Person** means a natural person, corporation, partnership, trust, association, political subdivision, agency of the State, or other legal entity, but does not include the Commission, City, or County.
10. **Premises** means a defined area on the Airport that has been leased, or subleased, to Developer for Aircraft Hangar Development.
11. **Specialized Aviation Service Operator (SASO)** is a Person maintaining facilities at the Airport for the purpose of providing one or more of the following services: (1)

specialized aircraft repair services (radios, painting, upholstery, propellers, instruments, accessories, etc.); (2) aircraft airframe and powerplant maintenance and repair; (3) flight training; (4) aircraft sales; (5) aircraft rental; (6) aircraft charter and air taxi service; (7) commercial aircraft storage.

12. **T Hangar** means an aircraft hangar that consists of a multiple number of individual T-shaped bays or units, each suitable for the storage of a single aircraft.
13. **TAD** means the Aeronautics Division of the Tennessee Department of Transportation.
14. **TDEC** means Tennessee Department of Environment and Conservation

## II. PURPOSE

The purpose of these Airport Development Standards is to establish principles for development of improvements at the Airport. The development standards are intended to create a safe, high-quality, efficient, and aesthetically pleasing airport. The development standards maintain a level of consistency throughout the Airport while providing flexibility for development. Control of the design, development, and construction activities undertaken by the Developer are essential to achieving this goal.

The goal of the development standards is to create and maintain a positive ambiance and strong sense of community throughout the Airport, while promoting fair and equitable competition among its tenants. The standards shall identify functional, architectural, and site design treatments, which will enhance the visual appearance of all development at the Airport, while providing design flexibility.

A style reflective of the terminal and new hangars in terms of color palette and landscape is highly encouraged.

These development standards incorporate a basic level of architectural and site design features which incorporate safe and convenient vehicular use areas, landscape, lighting, and signage treatment, providing a comprehensive plan for building design and site development.

## III. OBJECTIVES

The objectives of the development standards work to:

- Create high-quality facilities.
- Assure that all development is aesthetically attractive and presents a pleasing appearance.
- Promote efficient land use.
- Assure compatibility of all Airport development.
- Designate corridors for utilities.
- Provide adequate separation of buildings.
- Provide ample off-street parking with appropriate landscaping to screen vehicle and equipment storage areas.
- Maintain controlled airfield access corridors to ensure access to the flight line for vehicles from non- airfield properties.
- Maintain public landside access.
- Maximize use of aircraft ramp areas.
- Conform to current State, FAA, and Transportation Security Administration (TSA) safety and security regulations.

These objectives are intended to benefit the airport by promoting the following principles:

- ✈ SAFETY – To provide secure storage of aircraft, motor vehicles and equipment and to provide a safe environment to allow for a productive workforce.
- ✈ FUNCTION – To encourage imaginative and innovative planning of facilities and sites and the flexibility to respond to changes in market demand.
- ✈ ECONOMIC – To protect property values and enhance investment and the development of industry and jobs.
- ✈ ENVIRONMENTAL – To conserve existing natural features and minimize adverse impact on the ecosystem.
- ✈ BRANDING – To project the airport brand and aesthetic continuity within architectural and design standards.
- ✈ VISUAL – To promote variety, interest, and high standards of architectural and landscape design.

#### **IV. APPLICABILITY**

The County of Warren owns and operates the Airport. To encourage growth and development of the Airport and to facilitate the efficient development and use of land at the Airport, the Airport Commission has established these standards and requirements (the "Minimum Standards") for the development of aircraft hangars at the Airport. These Minimum Standards may be amended by the Commission as conditions require.

No Person may conduct or operate a business at the Airport or construct any improvements on the Airport except as authorized by the Commission or its designee. These Minimum Standards establish additional criteria by which the Commission shall consider requests from Persons who also seek to lease or sublease a tract of land at the Airport to construct, install, operate, maintain, and use an aircraft hangar at the Airport. These Minimum Standards apply to all Leases granted or renewed after the effective date of these rules. The provisions of the Lease will be compatible with the Minimum Standards contained herein and will not change or modify the Minimum Standards themselves. To the extent consistent with the terms of the Lease, these rules shall apply to all currently existing Leases and Permits.

These Minimum Standards do not apply to the Airport itself. These Minimum Standards are not intended to be all-inclusive; the Developer will be subject additionally to applicable federal, state,

and local laws, codes, ordinances and other similar laws or regulations including Airport rules and regulations pertaining to all such services.

## **V. STATEMENT OF POLICY**

In establishing these Minimum Standards, the Commission's goal is to assure the safe and orderly operation of the Airport, and an adequate minimum level of quality of service to users while making economical and efficient use of airport land, ramps, aprons, and runways, in accordance with the Airport Layout Plan. The minimum standards shall be applied objectively and uniformly.

The standards and requirements in this policy are minimums. All Developers will be encouraged to exceed the minimum.

Contingent upon its qualifications, its meeting the Minimum Standards, the approval of the prospective Developer's application by the Commission, the execution of a Lease, and the payment of the applicable rentals, fees and charges, the Developer shall have the right and privilege to install, construct, operate, maintain, and use the aircraft hangar for which it made application on the Airport, as specified in its Lease. The Developer may not provide any Commercial Aeronautical Service without a Specialized Aviation Services Operator franchise that has been approved by the Commission.

The granting of such right and privilege, however, shall not be construed in any manner as affording the Developer any exclusive right of use of the premises and facilities and the Airport, other than those premises which may be leased exclusively to it, and then only to the extent provided in a written agreement. The Commission reserves and retains the right for use of the Airport by others who may desire to use the same, pursuant to applicable federal, state, and local laws, ordinances, codes, the separate minimum standards for fixed base operators and other regulatory measures pertaining to such use. The Commission further reserves the right to designate the specific Airport areas in which general aviation operations may be conducted. Such designation shall consider the nature and extent of the operation and the land and improvements available for such purpose, consistent with the orderly and safe operation of the Airport.

If the Commission determines there are more qualified applicants seeking to provide a particular Commercial Aeronautical Service than there is space or demand at the airport for such service, the Commission may select the Commercial Aeronautical Service provider through a competitive solicitation or request for proposals.

These Minimum Standards are subordinate and subject to the provisions of any agreement between the County and the United States Government relative to the operation or maintenance of the

Airport, the execution of which has been, or may in the future be, required as a condition precedent to the transfer of federal rights or property to the County for Airport purposes, or the expenditure of federal funds for the development of the Airport, including the expenditure of federal funds for the development of the Airport in accordance with the provisions of the Federal Aviation Act of 1958, as amended. The issuance of a Final Agency Order finding a provision of these Minimum Standards inconsistent with such agreement shall operate to invalidate such provision. The invalidity or unenforceability of any provision of these Minimum Standards shall not affect validity or enforceability of any other provision of these Minimum Standards, and the remainder shall be construed and enforced as if the invalid or unenforceable provision were never included in the Minimum Standards.

## **VI. GENERAL PROVISIONS**

Buildings may not be constructed on airport property unless approved by Airport Commission for conformance in each of the following areas:

1. Current Airport Layout Plan (ALP).
2. All applicable Building Restriction Lines (BRL) and height restrictions.
3. Interference with any Airport or Federal Aviation Administration (FAA) radio or guidance equipment due to location of type of structure.
4. Minimum structural standards as described in Section 5.
5. Access to the proposed building, including any required easements, roads, or taxiways.
6. An approved ground lease with the County, or an approved sublease with an existing authorized tenant of the Airport. Such lease to include all areas deemed necessary to the normal use of the building.
7. Minimum separation beyond the outermost perimeter of the structure shall be in accordance with the ALP. This provision may be waived, in whole or in part, by the Commission to facilitate operations or access. Requests for waiver must be in writing, shall state the reason for the waiver, and shall state in detail the mitigating measures with respect to potential adverse impacts to the ALP that may arise from granting the requested waiver.
8. Proper environmental approvals from the FAA.
9. Filing of FAA Form 7460 with the FAA with copies to the Commission.

These minimum development standards apply to lease areas within the Airport boundary. Within this facility, there are certain requirements enforced by the FAA and TAD. No lighting, communication, emissions, building locations, or operational aspects of any sort shall be permitted

that would potentially interfere with airport, aircraft, or navigational aid operations. All airside and landside facilities shall be in full compliance with all dimensional criteria and standards set forth by both the Airport and the FAA.

In addition, there may be additional local requirements regarding zoning and/or building requirements that can be enforced by the County.

Developer shall not construct, install, remove, or modify any Improvements on the Premises without the prior written approval by the Commission of Developer's plans and specifications for the proposed project.

The Commission may (but in no event shall be obligated to) waive one or more of the Minimum Standards applicable to an Developer for good cause shown upon written request of the Developer, provided that such waiver would not adversely affect public health or safety, airport security, or Airport finances or operations, or would violate any Federal, State, County or other law, statute, ordinance, rule, regulation, or Airport grant assurance.

Additional restrictions or requirements may be imposed by the Commission when, in their judgment, such restrictions or requirements are necessary to ensure safety, airport operations, aesthetics, or property value.

## **VII. GENERAL APPLICATION REQUIREMENTS**

To request permission to construction an improvement at the Airport, a Person shall submit a written application to the Commission, which shall include the following information and, thereafter, shall provide such additional information as may be requested by the Commission.

1. Intended Facility. A prospective Developer must submit a detailed description of the scope of the proposed hangar facility, and the means and methods to be employed to accomplish the contemplated operation, including, at a minimum, the following:
  - a) The name, address and telephone number of the applicant and all Developers of the proposed improvement. If the applicant or any Developer is a corporation, include the name, address, and telephone number of the corporation's officers and directors. If the applicant or any Developer is a partnership, provide the name, address, and telephone number of all general partners. Provide the name, address, and telephone number of any Person holding a controlling interest, directly or indirectly, in the applicant or any Developer. Applicant must disclose if any officer, director, partner, or Person having a controlling interest in applicant or any Developer is also an officer, director, partner, or a Person holding a controlling interest in a Commercial Aeronautical Service provider at the

Airport.

- b) If there is more than one Developer, a copy of all agreements and documents by and among the Developers which establish and describe the respective rights of the Developers. Such documents include, without limitation, association agreements, by-laws, partnership agreements, and condominium agreements.
  - c) The amount, size and location of land required.
  - d) The size, type, and location of the hangar(s) to be constructed.
  - e) The number and location of tie-down spaces to be constructed, if any.
  - f) The number and type of aircraft to be parked or stored.
  - g) Copies of all contracts and agreements entered into by Developer to operate or maintain the hangar.
  - h) Copies of all licenses, certifications and permits possessed by the applicant, or its key employees to be based at the Airport, which are necessary or required to operate or maintain the hangar.
  - i) Such other or additional information as may be required under these Minimum Standards, or that the Commission may reasonably require to evaluate the application.
2. Financial and Managerial Responsibility and Capability. The prospective Developer must provide a statement, satisfactory to the Commission, to evidence its financial ability to complete the improvement, from a recognized regulated financial institution or from such other source that may be acceptable to the Commission and readily verified through normal banking channels such as copies of audited financial statements, SEC Form 10-K's, and annual reports for the prospective Developer for the previous three years. The prospective Developer must also demonstrate financial capability to design and construct the proposed improvements, to make the rent, taxes, insurance, and other required payments, and to operate and maintain the hangar in accordance with the lease with the Airport.
3. Grounds for Denial of an Application. The Commission shall consider the application once the prospective Developer has submitted a complete application. The Commission shall not unreasonably deny or delay consideration of an application. A delay in order to implement a competitive process to select a Developer is not unreasonable. Grounds for denial of an application include the following:
- a) The applicant does not, for any reason, fully meet the qualifications, standards and requirements established in these Minimum Standards.
  - b) The applicant's proposed operation or construction would create a safety hazard on the

Airport or impair Airport security.

- c) The granting of the application will require the Airport to expend funds, or supply labor or materials, in connection with the proposed activity or operation that the Airport is unwilling to spend or supply, or the proposed activity or operation will result in a financial loss to the Airport.
- d) No appropriate, adequate, or available land, space, or building exists at the Airport to accommodate the proposed facility of the applicant at the time of application, and none is contemplated to be available within a reasonable time thereafter.
- e) The proposed facility, development, or construction does not comply with the FAA approved Airport Layout Plan.
- f) The proposed operation, development or construction will result in congestion of aircraft or buildings or will result in undue interference with the operations of any present Developer at the Airport, or with adequate access to a present Developer's leased premises.
- g) The applicant has intentionally or unintentionally misrepresented or omitted any material fact in the application or supporting documents or has failed to make full disclosure in the application or supporting documents.
- h) The applicant, or any officer, director, key employee, or Person having a controlling interest in the applicant, has a record of (a) violating the laws, rules and regulations applicable to the Airport or any other airport, including but not limited, to civil air regulations and FAA regulations, (b) having defaulted in the performance of a lease, license, permit, or similar agreement at the Airport or any other airport, or (c) having been convicted of any felony or misdemeanor involving moral turpitude.
- i) The applicant, in the opinion of the Commission, has not provided verified evidence of adequate financial responsibility or does not exhibit the experience to undertake the proposed project based on the information provided with the application.
- j) The applicant cannot provide the required performance and other bonds, security deposits, or other acceptable surety in the amount required by the Airport for the proposed facility, activity, or construction.

## **VIII. INSURANCE AND BONDING REQUIREMENTS**

Developer shall not commence operations or construction until Developer has obtained the types and amounts of required insurance indicated below and until such insurance has been reviewed by the Commission, approved, and a Certificate of Insurance is received indicating required coverage. If the

Page 9

May 6, 2024

coverage period ends during the construction of the improvement, the Developer must, prior to the end of the coverage period, forward a new Certificate of Insurance to Commission as verification of continuing coverage for the duration of the construction. Developer must submit certificates of insurance for all subcontractors to the Commission prior to commencing work on the project.

1. Contractor's Comprehensive General Liability Insurance with a Broad Form Liability endorsement with not less than \$5,000,000 Combined Single Limit Per Occurrence for Bodily Injury and Property Damage.
2. Commercial Automobile Liability Insurance with not less than \$5,000,000 Combined Single Limit Per Occurrence for Bodily Injury and Property Damage.
3. Workman's Compensation Insurance to include compensation benefits in the statutory amount required by the State of Tennessee and Employer's Liability coverage in the minimum amount of \$1,000,000 Bodily Injury by Accident – Each Accident, \$1,000,000 Bodily Injury by Disease – Each Employee and \$1,000,000 Bodily Injury by Disease – Policy Limit.
4. All Liability Insurance policies shall name the Warren County Memorial Airport and Warren County, Tennessee as Additional Insureds.
5. All Liability Insurance and Workman's Compensation Insurance policies shall include a Waiver of Subrogation in favor of the Warren County Memorial Airport and Warren County, Tennessee.
6. Property insurance upon the entire Work site.
7. A Performance, Material and Labor Payment Bond that equals the value of the proposed project.

Approval of insurance by the Commission and the required minimums shall not relieve or decrease the liability or responsibility of the Developer hereunder and shall not be construed to be a limitation of liability on the part of the Developer.

If insurance policies are not written for amounts specified above, the Developer shall carry a Commercial Umbrella Liability Insurance or a Commercial Excess Liability Insurance for any differences in amounts specified. If Commercial Excess Liability Insurance is provided, it shall follow the form of the primary coverage.

All insurance required by the Commission shall be effective under valid and enforceable policies issued by insurance companies authorized to do business in the State of Tennessee. All insurance coverage must be placed with an admitted insurer with an A.M. Best financial strength rating of "A" or better.

The Commission shall be entitled, upon request and without expense, to receive certified copies of policies and endorsements thereto and may make any reasonable requests for deletion, revision, or modification of any particular policy terms, conditions, limitations, or exclusions except where policy provisions are established by law or regulations binding upon either of the parties hereto or the underwriter on any such policies.

The Commission reserves the right to review insurance requirements set forth during the term of this Agreement and to make reasonable adjustments to insurance coverage, limits, and exclusions when deemed necessary and prudent based upon changes in statutory law, court decisions, the claims history of the industry or financial condition of the insurance company as well as the Developer.

The Developer shall not cause any insurance to be canceled nor permit any insurance to lapse during the Term of this Agreement or as required in the Agreement. The Developer shall provide at least thirty (30) days prior written notice to the Commission of any cancellation, alteration, reduction or non-renewal of any insurance required. Developer shall provide all deductibles and self-insured retentions, if any, stated in policies. All deductibles or self-insured retentions shall be disclosed on the Certificates of Insurance.

Insurance provided by a Developer pursuant to this Minimum Standards shall cover and protect the Airport, and its elected and non-elected officials, officers, agents, employees, contractors, successors, and assigns, as their interests may appear.

Developer shall defend, indemnify and hold harmless the County and its employees, agents, representatives, successors and assigns (collectively, the "Indemnified Parties"), from and against all costs, expenses (including reasonable attorneys' fees, expenses of investigation and litigation, and court costs), liabilities, damages, claims, suits, judgments, actions, and causes of actions whatsoever (collectively, "Claims") resulting from or concerning the design, construction, operation or maintenance of the improvement at the Airport, to the extent arising directly or indirectly out of (a) any failure of the Developer to comply with these Minimum Standards, (b) any breach of the Lease by Developer, its agents, employees or contractors, (c) any false representation or warranty made by Developer in making application to conduct business on the Airport or in the Lease, (d) any negligent act or omission or willful misconduct of Developer, or its their agents, employees or contractors, and (e) the negligent acts and omissions of the Indemnified Parties. Developer shall assume on behalf of the Indemnified Parties and conduct with due diligence and in good faith the defense of all claims against any of the Indemnified Parties. Developer may contest the validity of any claims, in the name of Developer or the Indemnified Parties, as Developer may in good faith deem appropriate, provided that the expenses thereof shall be paid by Developer.

#### **IX. LEASE APPROVALS PRIOR TO CONSTRUCTION**

Before beginning construction of improvements, the prospective Developer must enter into a written Lease with the County reciting the terms and conditions under which it will do business on the Airport, including but not limited to, the term of agreement, the rentals, fees, and charges, the rights, privileges and obligations of the respective parties, and other relevant provisions. Such Lease shall be consistent with these Minimum Standards.

A Lease with the County shall contain, or adopt by reference, all provisions required by the applicable law, including, without limitation, regulations promulgated by the FAA, and assurances or agreements entered into by the County as a condition of any Federal Grant to the County for the Airport. The Lease shall be subordinate to any existing or future Federal grant assurances.

A Lease with the County shall provide that, at or before execution, the Developer shall deliver to the County a security deposit in an amount listed on the lease documents. The security deposit shall be in the form of cash, or an irrevocable letter of credit drawn on a County-approved bank and shall be held by the County as security for the Developer's performance of its obligations under the Lease, including, but not limited to, payment of fees and charges or other amounts due the County under the Lease. The security deposit shall not be considered an advance payment of such fees and charges, or a measure of damages in the event of default by the Developer. If the County uses the security deposit, in whole or in part, the Developer shall promptly restore the security deposit to its original amount upon request of the County. Provided that the Developer is not in default, the security deposit, or any unused balance thereof, shall be returned to the Developer within thirty (30) days following termination of the Lease.

To ensure that the Developer's construction company meets the requirements set forth by the appropriate County, State, and Federal authorities, prior to beginning construction the Developer will submit the name and qualifications of the construction contractor to the Commission for review and approval.

In the event of any failure on the part of any Developer to comply with Airport requirements or any failure to complete a construction project according to the approved plans and specifications, or within a reasonable time as determined by Commission, shall be cause for management to revoke any ground lease with the Developer of the project and require that the structure be removed from airport property. In addition to the forgoing remedies, the County shall retain all other remedies provided by the lease term or provided by law.

The Lease or sublease may not be assigned or transferred in whole or in part without the prior written consent of the Commission. Nor may the Premises be sublet in whole or in part without the prior written consent of the Commission.

All right, title, and interest in any Improvements constructed by or for a Developer on the Airport shall fully vest to the Airport upon the end of the term of the Developer's Lease. The Developer shall execute and deliver to the Commission such documents as may be required to evidence the Airport's ownership of such improvements.

## **X. PLAN REVIEWS, SUBMITTAL REQUIREMENTS, AND INSPECTIONS**

The developer and/or agent shall meet with the Airport Commission or its designee for a pre-application conference to review the criteria stipulated in the development standards. The Airport shall, if necessary, make clarifications to the developer regarding the specific application that has been presented. All developers must make submittals /revisions according to the Airport's submittal timetable.

The Developer and/or construction company will submit to the Commission for approval a security plan that ensures that access to the construction site is limited to employees who have been instructed in the Airport's safety and security procedures.

Variations or exceptions to the development standards may be addressed in a general manner at this time and thoroughly addressed at the time of site plan submission. Variations or special exceptions shall be reviewed and accepted in accordance with Minimum Development Standards by the Airport. However, the developer shall be responsible for obtaining building permits in accordance with the requirements of local, state, and federal agencies, and the most stringent requirement shall govern.

Preliminary grading and drainage plans shall be included at the time of pre-submittal, to ensure that the proposed site work fits into the Airport's overall grading and drainage master plan. A copy of the application to tie into the master storm water plan shall be included along with a status of the water management district's review, if applicable.

The Developer's Checklist for review summarizes the requirements stipulated in the development standards. The checklist is provided as a tool for the developer, their agent, and development team to prepare a package with the required information for consideration by the Airport Commission. The checklist facilitates an expedient review by the Airport Commission and provides a basis for feedback.

### **DEVELOPER'S CHECKLIST**

#### **Pre-Execution of Lease**

1. Letter of interest.
2. Letter of response.
3. Conceptual site plan with \$2,500.00 deposit (This deposit will be used to offset engineers' fees and any money not used will be applied to the lease).
4. Pre-Application Conference
5. Executed lease.

#### **Post-Execution of Lease**

1. Submission of Occupant's Master Plan.
2. Submission of Occupant's Master Plan & Schematic Design.
3. Submission of FAA Airspace Study Checklist & Line-of-Sight Review.
4. Boundary survey of the parcel.
5. Coordination with regulatory agencies including all necessary permits.
6. Submission of name and qualifications of construction contractor.
7. Submission of security plan for construction employees.
8. Preparation of construction plans and specifications.
9. Approval of construction contractor, plans, and specifications.
10. Compliance with bond and insurance requirements.
11. Pre-construction meeting.
12. Notice to Proceed.
13. Notice of construction completion.
14. Airport Manager compliance inspection prior to occupancy.
15. Submission of reproducible record drawings

The applicant shall submit six (4 full size sets and 2 11x17 sets) signed and sealed plan sets (including all structural plans, site plans and material specifications) to the Commission for review, one electronic file of the complete plan set, along with copies of applicable local/state/federal permits that have been granted or are in the process of being reviewed and granted. Building elevations and finish samples shall be provided for Commission approval.

All plans and construction drawings for buildings, paved areas, and other facilities shall meet at least the minimum development standards set forth in this document and shall require prior approval of the Airport Commission. All facilities shall be in conformance with the adopted Airport Layout Plan (ALP) that indicates the locations and limitations of all Airport facilities. All buildings and other improvements shall be in the locations so specified. In addition to specific design standards for the Airport, all facilities are subject to the applicable standards and regulations of the FAA; the State of Tennessee; and Warren County.

This review process will be to verify general conformity with the Airport Layout Plan, airspace requirement, general safety and operational impacts on the airport, future plans of the airport, and these minimum development standards. The review is not intended to check code compliance, engineering calculations, or any requirements of any other agency. Approval by the Commission is strictly limited to those areas outlined in the general conformity clause above.

The Airport Commission, or designated agent, may make frequent inspections during construction of any approved improvement. No changes to, or variation from approved plans and specifications shall be permitted unless approved in writing by the Commission.

## **XI. NOTICE TO PROCEED**

When satisfied that all provisions of this directive have been (or will be fulfilled) all fees have been paid, and all permits (including FAA 7460 approval) have been obtained, the Commission will issue a letter

notifying the Developer to proceed with the approved work.

Any loss incurred due to work performed, material purchased, or subleases signed by the Developer prior to receipt of Notice to Proceed shall be the Developer's responsibility.

## **XII. MINIMUM DEVELOPMENT STANDARDS**

The standards and requirements in this policy are minimums. All Developers are encouraged to exceed the minimum.

### **General Requirements**

1. Building and Zoning Codes. All hangars, buildings, and other structures, whether permanent or temporary, shall conform to local, state, or national building and safety codes, and national fire protection codes applicable for the intended use, and zoning requirements. All plans must be approved by all required local or state building inspection offices and all permits must be obtained before construction begins.

All electrical, plumbing, mechanical or any other work that is governed by Federal, State, or local licensing regulations will be performed only by individuals or companies who are so licensed. All construction shall follow all applicable zoning regulations, FAA regulations, height restrictions, and other regulations issued by any agency having jurisdiction over work or projects within the scope of these standards shall apply.

The Airport Commission must approve the schedule for all work and the approved schedule shall become binding upon the applicants unless modification of the schedule has been approved in writing by the Commission.

2. Building Location and Height. The location of buildings shall be consistent with the adopted Airport Layout Plan. Buildings shall not be closer than the building restriction line as defined in the ALP. In addition to the minimum setback, no structures may be of such a height as to penetrate the imaginary surfaces shown on the Federal Aviation Regulations Part 77 drawing and the ALP. Height limitations on the entire Airport shall comply with FAA requirements for transitional surfaces and for line-of sight from the Airport Manager's office located in the terminal to all runways, taxiways, and aprons.
3. Building Orientation. For buildings contiguous with the Airport Operations Area (AOA) fence, a distinct entrance for airside and landside users shall be provided. Building footprints shall be presented on the site plan. Building on each site shall be oriented to minimize service docks, dumpsters, refuse collection areas, stockpiles, and overhead doors to public view.

4. Grading and Drainage. The gradient of the finished floor of any proposed structure and the surrounding surfaces shall provide for positive flow of water into the existing airport storm sewer system. In areas where no storm sewer exists, the Commission may require the installation of inlet and pipe designed for anticipated maximum flow and loading to be installed and attached to the existing storm sewer system. An approved system of oil/water separators may be required to prevent contamination of surface or ground water resources.

All drainage facilities shall be sized in accordance with FAA and other federal, state, local and Airport Commission requirements and procedures considering existing, proposed, and future site conditions. Computations supporting the drainage designs shall be submitted to the Airport Commission for their advance review and approval.

Grates and inlet structures shall be manufacturer-certified to support the same weight of aircraft as the adjacent pavement is designed to support and should be able to support a minimum vehicle load equal to that of HS-20-44 (emergency vehicles).

All site plans shall comply with applicable federal, state, local, and Airport Commission storm water management requirements.

5. Mechanical Equipment Screening. All mechanical equipment, including all roof-mounted equipment, shall be enclosed or screened so as to be an integral part of the architectural design and not in public view. The screen shall be opaque in nature and be a minimum of six feet tall. The screen material may be masonry or metal cladding, with the colors and finishing reflecting those used in the primary building. The screen material may be topped with barbed or razor wire, if necessary, for security purposes.

If the mechanical equipment is located on the roof of the structure, it shall be screened from view by using an opaque parapet wall. The parapet wall is an extension of the exterior walls. The parapet wall shall reflect the color and materials of the primary building. Non-glare or non-reflective material shall be utilized for any mechanical equipment that is roof mounted. Additionally, all roof appurtenances projecting above the roof, such as exhaust fans, heating and air conditioning units, condensers, elevator equipment, plumbing vents, and stacks shall be screened from view.

6. Setbacks. All parking areas and buildings shall be set back from the airfield ramps, taxiways, and other areas used by aircraft, in compliance with standards established by the FAA or as required by these design standards.

Setbacks for structures, including buildings, from all aviation areas shall be those established by the FAA for structures adjacent to taxiways or ramps.

Building and parking setbacks shall be consistent with or exceed those specified in local codes.

7. Outside Storage. All outside storage of equipment or other materials shall be screened by an opaque screen utilizing the same or similar materials as the main building. Equipment shall not be stored in areas fronting the landside access road. Storage of all ground support equipment (GSE) must reflect general good housekeeping standards. The location of outside storage areas and materials used for screening shall be a part of the site plan submitted to the Airport Commission.

8. Accessory Buildings and Temporary Structures. Accessory buildings (such as storage sheds) are not permitted except by special exception. Accessory buildings shall not be located forward of the front setback line of the primary building.

Temporary structures (such as those used in connection with a construction project) are permitted on individual lots. The temporary structures shall not be located forward of the front façade of the primary structure. The temporary structure shall be removed within thirty (30) days after certified occupancy of the primary structure.

9. Security. Development shall be designed, constructed, and separated in a manner that assists the Airport Commission in controlling access from the landside to the airside. Security access points shall be designated on the site plan submitted to the Airport Commission and shall fully comply with all standards set forth by the Airport Security Plan, and any other regulations by the Airport Commission. Coordination with the Airport Manager will be essential to ensure that the latest and most up-to-date information is available during development and construction of airport facilities.

The Developer shall provide power wiring and security data conduits as specified by the Commission to operate security devices such as gates, access controls and cameras.

10. Fencing. Security fencing shall be provided between aircraft and non-aircraft areas to prevent uncontrolled access, to limit pedestrian and vehicular interference with aircraft movements, and to provide security for parked aircraft. Ten feet of clearance shall be provided along both sides of the Airport security fence to facilitate maintenance and emergency access and to minimize unauthorized access into the AOA. Fencing shall be a minimum height of 6 feet, plus a 1-foot section of barbed wire at the top. Gates must have no more than 3 inches of clearance at the bottom to prevent intrusion by animals such as coyotes and dogs.

Fencing shall comply with FAA Specification F-162 of FAA AC 150/5370-10A. All other fencing shall be either fractured fin, concrete masonry units, or chain link with ten feet of landscape border (same height as fence) screening chain link on the public side. Other types of fencing, except wood, may be used within the lease area, subject to the written approval of the Airport

Commission. Fences shall be designated on the site plan.

11. Vehicular and Pedestrian Access. Vehicular access to aircraft storage hangars shall minimize crossing of aircraft operating areas. Automobile parking shall be provided for aircraft storage hangars in locations that do not interfere with aircraft operations. No vehicle parking shall be provided on ramp areas except for necessary service vehicles.

Sidewalks and walkways connecting doorways to parking areas are required at each building.

Airside pedestrian and vehicular access to buildings normally open to the public shall avoid crossing aircraft operating areas.

All improvements or facilities sited on the landside/AOA interface shall have appropriate access to both the landside and the AOA. All aircraft and aviation related structures and buildings shall be approved by the Airport Commission.

All public facilities and accommodations for passengers and crew of transient aircraft must include a ramp or other convenient access for the disabled and must also include sanitary restrooms equipped for use by the disabled.

12. Roadways. The roads shall be paved with asphalted concrete and designed and engineered to withstand a vehicle load of 100,000 lb. gross vehicle weight (GVW). The minimum width of the road shall be two lanes.
13. Driveways and Loading Areas. All truck loading docks and areas shall be visually screened from public view. No loading docks or areas shall be permitted on the fronts of buildings except for warehouse operations with proper screening approved by the Airport Commission. All loading areas shall be designed to enable all truck maneuvering to occur in the parking area, not on the street system. Open storage in loading areas is prohibited. Loading areas shall be identified in the site plan. Landscaping and signage shall not obstruct lines of sight for traffic entering and exiting the road.
14. Utilities. All utilities shall be located underground and located in the right-of-way adjacent to the road. Each lot shall connect to the utilities and service pedestals or boxes located outside of the roadway sight lines. The area around the service pedestal or boxes shall be kept clear of permanent structures. Landscape irrigation shall be designed in such a manner that water is not directly thrown or sprayed on the pedestals or boxes.

Utility meters shall be installed where necessary, as required by utility companies.

Temporary power poles are permissible while the primary structure is being constructed but shall be removed prior to the time the Certificate of Occupancy (C.O.) is issued. Power poles shall not be placed within the roadway sight lines.

No trenching or excavation shall commence until all pipes and lines in the area have been located. Utility companies shall be contacted for locations.

A plan indicating water and sewer facilities to be installed for the project will be provided to the Airport Commission along with the site plan for the project. This plan should conform to the requirements of Warren County and all applicable regulatory agencies.

15. Refuse Collection Areas. All outdoor refuse collection areas shall be visually screened from public view, adjacent properties, and the airfield by an opaque screen utilizing the same or similar materials as the main building it serves.

The location of refuse collection areas and materials used for screening shall be designated on the site plan submitted to the Airport Commission.

16. Antennas and Satellite Dishes. No antenna or satellite dish for transmissions or reception of television signals or any other form of electromagnetic radiation shall be erected, used, or maintained outside any building, whether attached to an improvement or otherwise, without the prior written approval of the Airport Commission. Satellite dishes shall be screened from view from adjacent rights-of-way and properties, where no part of the dish is visible from six feet above ground level. The Airport Commission may permit dishes on buildings if no part of the dish is visible from six feet above ground level of the surrounding properties on the Airport. Setbacks for antennas and satellite dishes shall be the same as the building setbacks.

### **Hangar Buildings**

1. General Code Requirements. Hangars shall be designed and constructed to meet all relevant building codes including Section 409 of the National Fire Protection Association (NFPA) codes. Fire suppressions shall be installed as required by code.
2. General Utility Requirements. All hangars shall be provided with electrical service, lighting, smoke detectors, and fire extinguishers. Each building shall have at least one exterior hose bib.
3. General Lighting Requirements. All hangar buildings shall have enough exterior lighting to adequately illuminate the apron area directly in front of the hangar building. This lighting shall be on a photocell and turn on automatically in low light conditions. Additionally, all personnel doors shall have a fixture illuminating the door capable of 100W equivalent lighting. This lighting shall be

motion activated in low-light conditions to allow clear visibility around the door.

Architectural lighting shall be restricted to concealed up-lighting or down-lighting. Such lighting shall be restrained in design and levels of illumination so as not to be a hazard to Airport operations.

4. General Location Requirements. Hangars (by type) may be situated only in those areas of the Airport specified for aviation use identified on the ALP and in accordance with On-Airport Land Use Plan.
5. General Hangar Door Requirements. Bi-fold doors are recommended because of their ease of operation; however approved swing out, overhead or sliding doors may be used. However, sliding doors may not be used in hangar configurations where the open door of one hangar interferes with access to an adjacent hangar.

All pedestrian doors must be of pre-finished metal construction.

6. General Foundation and Slab Requirements. Soil tests shall be performed at the location of any proposed structure and the design of the footing and foundation based on the results. Copies of the design and test results bearing the seal of a registered architect or engineer shall be submitted to the Commission.

All floors and ramps must be constructed of concrete having a minimum of five (5) inch thickness or as approved and shall include reinforcement of a type approved by Commission. Copies of the design and test results bearing the seal of a registered architect or engineer shall be submitted to the Commission. A stiff broom finish is required on exterior ramps.

7. General Building Requirements. All hangars must be "bird-proof" upon completion.

8. Exterior Material Requirements.

- (a) All exterior surfaces must be pre-finished aluminum, steel, concrete masonry unit (CMU) or concrete construction and non-glare roofing. No painted wood or other material may be used. No galvanized metal shall be used on any exterior surface.
- (b) All exterior materials and colors must be submitted to the Commission for approval before construction starts. A standard color will be identified and registered with the Commission.
- (c) No wood or wood composite siding or roofing shall be allowed. Exceptions to the rule may be granted by the Commission based on aesthetics or airport operational requirements. Requests for exceptions must be made in writing at the time of initial plan review.
- (d) The minimum gauge steel used for exterior wall, doors, and roofing shall be twenty-six (26) and shall be factory finished in a color approved by the Commission and warranted by manufacturer as to color fastness for a minimum of twenty (20) years. Panels shall have major ribs of at least 1-1/4" high on a maximum of 12" centers. Fasteners to be color coated to match sheeting.

- (e) Roof panels shall be continuous from ridge to eave with a 12" overhang beyond the face of the building. Gutters are not permitted without a special exemption from the Commission.
- (f) Where CMU, poured in place or preformed concrete walls are used, the exterior shall be sealed and stained in a color approved by Commission.
- (g) All exterior metal surfaces shall have a durable finish applied at the point of manufacture. All exposed masonry shall be made waterproof.
- (h) Building materials that produce glare or other effects that are hazardous to aircraft operation shall not be permitted. Windows and large areas are to be composed of non-reflective glass.
- (i) All glass used in the building system must be scratch and chip resistant as well as energy efficient to meet or exceed energy codes.
- (j) Adequate prefinished flashing shall be provided at all joints to make sections weather-tight and to provide a pleasing appearance. Flashing and metal trim shall be shop fabricated so that no field cutting is required. No flashing shall be lighter than 26-gauge prefinished galvalume steel with same finish as wall and roof panels. Flashing shall be assembled and connected in such a manner that under full load conditions on the building, there will be no buckling or interference with doors or other moving parts of the building.

9. Access: The Commission may require the Developer to construct paved roadways, taxiways, and controlled access gates to provide access to the structure. Plans for any roadway or taxiway required shall be submitted to the Commission for approval. Sidewalks and walkways connecting doorways to parking areas are required at each conventional hangar.

10. Individual Aircraft Storage Hangars. Individual aircraft storage hangars are defined as those buildings that are designed solely for non-commercial storage of one or more aircraft using typically rectilinear configurations. Only minor maintenance and repair as defined in 14 CFR Part 43 is permitted in these buildings. Major maintenance and repair activities are not permitted in storage hangars.

Improvements must include a minimum of 2,500 square feet of hangar space, minimum door opening to be 44 feet wide and minimum door height to be 14 feet. At least one personnel door shall be provided.

The minimum individual aircraft storage hangar size shall be 50 feet by 50 feet. Larger hangar sizes may be constructed and are encouraged, but all hangars must first be shown on the Airport Layout Plan and approved by the Commission. Individual aircraft storage hangar must have common design elements which include:

1. Metal siding and roofing.
2. Bi-fold doors recommended.
3. Clear-span interior construction and concrete floors.
4. Hangar aprons shall be equal to the width of the hangar door, may be asphalt, and must connect to the existing taxi lanes.

11. Aircraft Maintenance Hangars. Aircraft maintenance hangars are those facilities providing commercial avionics, instrument, propeller, or other aircraft component or airframe and engine maintenance or repair services.

Building improvements shall include a minimum of 10,000 SF of space. Improvements shall include a minimum of 1000 SF of space for offices, restroom facilities, plus such minimum shop and hangar space as per the minimum operating standards as approved by the Airport Commission.

In other regards, aircraft maintenance hangars shall meet the requirements of individual aircraft storage hangars.

12. T-hangars. T-hangars units must be permanent. No portable-type hangars (e.g. Port-a-Port™) will be permitted.

All T-hangars will have, at a minimum, paved interior floors and paved taxi lanes to their units with sufficient width and clearance of other buildings as recommended by FAA guidelines. Automobile parking inside T-hangars is permitted when the occupying aircraft are in use.

Hangar Feature	Minimum	Recommended
Clear door width-minimum	41'-6"	47'-8"
Overall building length	231'-0"	264'-0"
Overall building width	51'-0"	58'-0"
Stall Depth	33'-0"	38'-0"
Clear door height (open position)- minimum	12'-0"	14'-0"
Clear tail width – minimum	21'-0"	23'-8"

13. Clean up and Reclamation: A covered dumpster or other appropriate covered receptacle shall be on site prior to construction and shall be used for all waste materials.

- All areas disturbed during hangar construction, including utility trenches, must be cleaned up, compacted, and covered with topsoil and compacted again. The entire area shall then be covered with sod or re-seeded by the Developer with a grass mixture supplied by the Commission.
- All areas around the hangar, apron, and ramp must be backfilled in a manner that will allow mowing over the edges of ramps and adjacent buildings.

14. Oil/water Separators: Aviation repair and paint facilities, dealerships, fuel stations, equipment degreasing areas, and other facilities generating wastewater with oil and grease content are required to pre-treat these waters before discharging to the sanitary sewer system.

Pre-treatment requires that an oil/water separator be installed and maintained on site. Oil/water separators shall be commercially manufactured and sized for the intended discharge rates for the facility where it is installed.

### **Airfield Aprons and Taxi-lanes**

General Aviation aprons and taxi-lanes leading into aprons shall be in accordance with FAA AC 150/5300-13 (current revision), Airport Design. Lighting shall be in accordance with FAA AC 150/5340-30 (current revision). Signage and Marking shall comply with FAA AC 150/5340-1 and 150-5340-18 (current revisions)

- ➔ Pavement sections on all aprons and taxi-lanes leading into aprons shall be designed to accommodate aircraft within the appropriate taxiway design group (TDG).
- ➔ All aircraft pavements shall be constructed using FAA and/or TAD-approved materials.
- ➔ Apron grades shall be consistent with minimum local drainage requirements but shall be limited to a maximum grade of 1.0 percent to facilitate the towing and taxiing of aircraft.
- ➔ Apron grades shall be designed to direct drainage away from buildings.
- ➔ Catch inlets shall be installed within the pavement limits to facilitate the drainage to the storm water management system where necessary.
- ➔ The outer perimeter of the apron facing the airfield shall be equipped with edge lights. Taxi-lane edge lights shall be installed. All airfield lighting electrical installations/connections shall be coordinated with the Airport Manager and must be approved by the Airport Commission prior to installation.
- ➔ The apron shall be marked and striped consistent with standards outlined in FAA advisory circulars.
- ➔ Setbacks and clearances shall comply with those standards outlined in FAA AC 150/5300-13, Airport Design, for the aircraft types operating or anticipated to operate on the apron.
- ➔ Designated thoroughfares for fueling, maintenance, and other ground service vehicles shall direct vehicular traffic to reduce conflict with aircraft movements.

### **Aircraft Wash Racks**

Aircraft wash racks shall be equipped with oil/water separators and oil catch tanks to prevent fuel oil, or other petroleum-based products from being discharged into the storm water or sanitary sewer system. Waste disposal and sanitary system plans shall be provided to the Commission.

Runoff from washing operations and rinsing of aircraft shall be collected separately from other storm water and a portion of the collected volume shall be treated locally for re-use in accordance with regulations. The water recycling system should provide at least a 60 percent reduction in water consumption as compared to similar facilities without a recycling system. The remainder of the wastewater (“gray water”) shall be piped to the wastewater facility for further treatment.

### **Helicopter Parking Facilities**

Helicopter parking facilities shall be in accordance with FAA AC 150/5390-current revision, Heliport

Design.

- ✈ Facilities shall be designed to accommodate based and transient helicopter operations in accordance with Section 30 of FAA AC 150/5390-current revision.
- ✈ Facilities shall be centrally located and contiguous on a dedicated portion of the apron, along the apron edge at a distance from airplanes to preclude or minimize the impact of helicopter rotor wash on parked airplanes or passengers, to provide appropriate clearances, and to minimize debris and dust concerns to other aircraft as well as adjoining soil erosion in the apron area.
- ✈ The smallest paved dimension for each helicopter parking position shall measure at least 1.5 times the length of the undercarriage for the design helicopter, with the actual width of each position being the rotor diameter of either the largest civilian helicopter in use today, or the largest helicopter determined to be accommodated at that facility.
- ✈ There shall be a minimum of 30 feet of separation between the edges of adjacent parking positions.
- ✈ All helicopter parking positions shall consist of concrete paving.
- ✈ A painted yellow line shall define the centerline of each helicopter parking position. A parking position is further identified by a 12-inch-wide (30 cm) yellow line defining a circle. The diameter of the circle is equal to the rotor diameter of either the largest civilian helicopter in use today, or the largest helicopter determined to be accommodated at that particular facility.

#### **Rental Car Facilities**

Reserved for future use.

#### **Office and Warehouse Facilities**

Reserved for future use.

#### **Fuel Storage Facilities.**

Reserved for future use.

#### **Signage**

The signage for the Warren County Memorial Airport shall create identity and functionally communicate information and directions. All signs shall fit aesthetically into the landscape with a simple, coordinated signage and graphic system. The goal is to contribute to the overall design unity of the project.

A signage plan shall be submitted to the Commission at the time of site plan submittal for review. Location, size, dimension, materials/finishing, and lighting shall be indicated. All signage shall be

located outside of roadway visibility sight line triangles and away from airside areas. No signs shall be erected off leased premises.

1. Regulatory Signage. Regulatory signage in the area will be used to define emergency access, such as fire zones, service vehicle areas, and handicapped accessible areas. It is meant to define specific points that are limited to overall use. The Airport Commission shall review and approve the regulatory signage at time of site plan review.
2. Temporary Signage. Temporary signage (including banners) is transient in nature and disposable and shall be removed after 30 calendar days. Temporary signs shall not exceed 48 SF. The placement of the sign shall not be on public property or in a roadway visibility triangle. The removal of the sign shall be the sole responsibility of the person or company sponsoring the event.

Temporary construction signs are permitted and are limited to 48 SF and shall be removed within seven days of the issuance of a Certificate of Occupancy (CO).

3. Permitted Sign Types. Permitted signs include the following:
  - ✈ Wall signs—Placed on the façade of the primary structure.
  - ✈ Ground signs—Located between the front façade of the building and the right-of-way.
  - ✈ Awning signs—Located over the primary entrance of the building.
4. Prohibited Signs. Prohibited signs include the following and are not eligible for a special exception:
  - ✈ Beacons or flashing lights
  - ✈ Snipe signs (any sign of any material whatsoever that is attached in any way to a utility pole, tree, fence post, or any other similar object)
  - ✈ Portable signs, except for use as a special event sign
  - ✈ Any sign that encompasses an inflatable animal, person, or object
  - ✈ Signs imitating or resembling official traffic or government signs or signals
  - ✈ Roof signs
  - ✈ Advertising flags
  - ✈ Signs placed on vehicles or trailers, which are parked or located for the primary purpose of displaying said sign
  - ✈ Signs that create traffic or pedestrian hazards
  - ✈ Bench signs
  - ✈ Signs erected on public property including public right-of-way by a private entity unless authorized by the Airport Commission

5. Exempt Signs. The following types of signs are exempt from the requirements of this document. Identification signs or nameplates shall not exceed two SF of copy area.
  - ✈ Window signs that do not exceed two SF of copy area.
  - ✈ Any sign carried by a person.
  - ✈ On-premise temporary signs for a sale or special event
  - ✈ Holiday, seasonal, or commemorative decorations provided that commercial advertising on such sign is limited to logos and benevolent text
6. Color. Color for the pedestal material shall be limited to earth tones or black. Background colors for the sign shall be limited to neutral shades of brown, beige, and gray, or a palette approved by the Airport Commission. Corporate colors may be used on company logos and shall not exceed 25 percent of the total sign area. Fluorescent colors are prohibited from use.
7. Illumination. Illumination of the sign, either internally or externally, is permitted. The source of the externally illuminated sign shall be installed so that it is arranged or screened so as to not shine, glare, or adversely impact aircraft operations, adjacent properties, or roadways. The use of fiber optics and neon is permitted. Blinking and strobe lights are prohibited. Rotating illuminated signs are prohibited.
8. Materials. Materials for signs are limited to brick, masonry block, and finished concrete for the pedestal. The face of the sign may be masonry, finished concrete, composite material (plastic), or metal. All finishes shall be matte or a non-reflective finish.
9. Setbacks. Setback requirements shall be consistent with local zoning codes.
10. Size. Ground signs shall be limited to one sign for each primary street frontage. The maximum allowable copy area is 50 SF per sign face. The maximum allowable height is eight feet. The height shall be measured from the finished grade or the roadway, whichever is higher, to the top of the sign face.

Awnings and wall signs are permitted with a total of one SF of copy area for each linear foot of right-of-way frontage, up to 150 SF. Wall signs shall be attached to the primary façade of the building.
11. Siting. A landscape planting area of a minimum of 100 SF in size shall be provided around the base of any ground sign. The landscape shall include shrubs and groundcover. Emphasis on a simple planting plan with feature plants is encouraged. The landscaped areas shall be counted towards the minimum landscape and pervious area requirements for a site.

## **Landscaping**

The Warren County Memorial Airport strives to achieve a pleasing aesthetic quality in the colors, design, uniformity, and structure of any new hangars developed on the Airport. As such, proposed hangar development must be approved by the Commission for conformity to aesthetic quality standards. The Commission can reject distasteful designs and color schemes at their discretion. The Commission may require landscaping due to the location of the structure. All plans for landscaping shall be approved by the Commission.

All landscaping shall comply with Federal Aviation Regulations Part 77 height restrictions, and where used for noise control, shall conform to FAA AC 150/5320-14 Airport Landscaping for Noise Control Purposes.

All surfaces on the property shall be covered by either building, pavement, landscaping, or grass. Hangars and buildings contained entirely within the airfield/AOA fence are exempt. No plantings are required inside the fence, unless specifically permitted by the Airport. No planters or plant containers shall be allowed inside the AOA, due to prop and/or jet blast hazard. No manmade or natural objects shall be allowed that create height hazards or obstructions.

All non-aircraft areas shall be landscaped. A minimum of 10 percent of the total non-aircraft lease area shall be landscaped.

In general, landscaping should be distributed evenly on site. Each side of the building (north, south, east, and west) is encouraged to have a proportion of the landscaping approximately equal to the amount of open area available to plant, except the side that faces onto the airfield. Typically, landscaping is encouraged to screen and/or enhance parking lots, blank walls, and refuse bin areas.

Landscaping shall include trees, shrubs, and ground covers other than grass. Landscape plants, shrubs and trees shall be coordinated with the Airport to ensure vegetation does not attract birds/wildlife for feeding (fruit bearing) or shelter/nesting. For grassed areas, millet seed is prohibited. Plants incorporated into the landscape design must be chosen for their interest, structure, texture, color, and ultimate growth in harmony with and complimentary to the building and other materials. Plants shall meet the size requirements set forth by the landscape architect or designer at the time of installation to create an immediate design impact. Fruit-bearing plants that attract flocks of birds are prohibited while the use of native plants is highly encouraged.

Any proposed “water-holding” structure (such as reflection ponds, pools, fountains, etc. that would provide freshwater for birds and wildlife.) should be designed so as not to be a hazard to aircraft.

Planting areas shall drain within themselves, not onto paved pedestrian surfaces. Percolation tests shall

be used as a basis for installation of yard drains in planted areas.

Canopy trees shall be planted a minimum of 25 feet apart, or greater to prevent overlapping of canopies at maturity. Canopy tree-lined streets are encouraged and may be planted in the right-of-way providing they are a minimum of ten feet from the paved roadway edge. The minimum size of canopy trees shall be three inches caliper. The minimum size of shrubs shall be 18-inches in height and 3-gallon size. The minimum size of shrubs shall be 30 inches in height and three gallons.

Landscaping shall not be located in an area that may interfere with the visibility of pedestrian or vehicular traffic. Plantings, other than grass, shall be restricted around fire hydrants so as not to obstruct access.

All landscaped and grassed areas shall be maintained at all times.

### **XIII. ENVIRONMENTAL COMPLIANCE**

Definitions. In this Section:

- a) “Environmental Laws” - shall refer to and include, without limitation, all Federal, State, County, and local statutes, laws, ordinances, rules and regulations, now or hereafter in effect, and as amended from time to time, that are intended for the protection of the environment, or that govern, control, restrict, or regulate the use, handling, treatment, storage, discharge, disposal, or transportation of Hazardous Materials. Environmental Laws, specifically include but are not limited to, the National Environmental Policy Act, the Comprehensive Environmental Response, Compensation and Liability Act, the Resource Conservation and Recovery Act, the Hazardous Substances Act, the Toxic Substances Control Act, the Clean Water Act, the Superfund Authorization and Recovery Act, the Occupational Safety and Health Administration Hazard Communication Standards, and all state and local environmental laws.
- b) “Hazardous Materials” - shall refer to, and include, without limitation, all substances whose use, handling, treatment, storage, disposal, discharge, or transportation is governed, controlled, restricted, or regulated by Environmental Laws, that have been defined, designated or listed by any responsible regulatory agency as being hazardous, toxic, radioactive, or that may present an actual or potential hazard to human health or the environment if improperly used, handled, treated, stored, disposed, discharged, generated or released. Hazardous Materials specifically include, without limitation, asbestos, and asbestos- containing-materials, petroleum products, solvents, and pesticides.
- c) “Environmental Claims” – shall refer to, and include, without limitation, all claims,

demands, suits, actions, judgments, and liability for: (i) removal, remediation, assessment, transportation, testing and disposal of Hazardous Materials as directed by any government agency, court order, or Environmental Law; (ii) bodily injury, or death; (iii) damage to or loss of use of property of any person; (iv) injury to natural resources; (v) fines, costs, fees, assessments, taxes, demands orders, directives or any other requirements imposed in any manner by any governmental agency under Environmental Laws; and (vi) costs and expenses of cleanup, remediation, assessment testing, investigation, transportation and disposal of a Hazardous Material spill, release, or discharge.

- d) "Airport" – shall include the County's elected and non-elected officials, officers, agents, employees, contractors, successors, and assigns.
- e) "Developer" - shall include the Developer's directors, officers, agents, employees, contractors, customers, invitees, successors, and assigns.

In its operations at the Airport, Developer shall strictly comply with all applicable Environmental Laws, the Airport Environmental Policies and Procedures (including without limitation, the Storm Water Pollution Prevention Plan ("SWPPP") and Spill Response Plan), and generally accepted industry environmental practices and standards. Without limiting the generality of the foregoing provision, Developer shall not use or store Hazardous Materials on or at the Airport except as reasonably necessary in the ordinary course of Developer's permitted activities at the Airport, and then only if such Hazardous Materials are properly labeled and contained and notice of and a copy of the current material safety data sheet is provided to the Commission for each such Hazardous Material.

Developer shall not discharge, release, or dispose of any Hazardous Materials on the Airport or surrounding air, lands, or waters. Developer shall promptly notify the Airport of any Hazardous Material spills, releases, or other discharges by Developer at the Airport and promptly abate, remediate, and remove any the same. Developer shall provide the Airport with copies of all reports, complaints, claims, citations, demands, inquiries, or notices relating to the environmental condition of the Airport, or any alleged material noncompliance with Environmental laws by Developer at the Airport within ten (10) days after such documents are generated by or received by Developer. If Developer uses, handles, treats, or stores Hazardous Materials at the Airport, Developer shall have a contract in place with an EPA or TDEC approved waste transport or disposal company and shall identify and retain spill response contractors to assist with spill response and facilitate waste characterization, transport, and disposal. Complete records of all disposal manifests, receipts and other documentation shall be retained by the Developer and made available to Airport for review upon request.

The Airport shall have the right at any time to enter the Premises to inspect, take samples for testing, and otherwise investigate the Premises for the presence of Hazardous Materials.

Developer's Hazardous Materials shall be the responsibility of Developer. Developer shall be liable for and responsible to pay all Environmental Claims that arise out of or are caused in whole or in part from Developer's use, handling, treatment, storage, disposal, discharge, or transportation of Hazardous Materials on or at the Airport, the violation of any Environmental Law by Developer, or the failure of Developer to comply with the terms, conditions, and covenants of this article. If the Airport incurs any costs or expenses (including attorney, consultant, and expert witness fees) arising from Developer's use, handling, treatment, storage, discharge, disposal, or transportation of Hazardous Materials on the Airport, Developer shall promptly reimburse the Airport for such costs upon demand. All reporting requirements under Environmental Laws with respect to spills, releases, or discharges of Hazardous Materials by Developer at the Airport under any law are the responsibility of Developer.

## Warren County Board of Commissioners Agenda Item Report

Meeting Date: June 24, 2024

Submitted by: Jason Hillis

Submitting Department: Airport

Item Type: Approvals

**Agenda Section:** NEW BUSINESS

---

**Subject:**

Approval of Minimum Standards for Commercial Aeronautical Activities Warren County Memorial Airport

**Suggested Action:**

**Attachments:**

[24\\_05\\_06 RNC Minimum Commercial Standards .pdf](#)

# **Minimum Standards for Commercial Aeronautical Activities Warren County Memorial Airport McMinnville, TN**

## **Purpose:**

Warren County and the Warren County Memorial Airport Commission's purpose in imposing standards is to ensure that the public enjoys a safe, efficient, and adequate level of operation and services at the Airport. In exchange for the opportunity to engage in a commercial aeronautical activity at the Airport, a commercial aeronautical service provider agrees to comply with the following minimum standards developed by the Airport.

These minimum standards, as amended, may be attached to, and become part of, by reference, an actual operating agreement or lease between a commercial aeronautical service provider and the Warren County Memorial Airport. Should any actual agreement or lease be less restrictive than these standards, these standards would take precedence.

## **Commercial Operations:**

- A. No person may provide for compensation to the public or Airport's tenants/users or engage in the sale or rental of any commodities, supplies, services, or any business or conduct any commercial activity at the Airport unless that person is authorized to do so by the Airport Director pursuant to a written agreement with the County.
- B. If an existing lease, license, or other written agreement fails to meet with these Minimum Standards, the lease, license, or agreement will comply with these Minimum Standards whenever there are changes made to it including an assignment, extension, renewal, refinancing, or a change in the majority ownership of the tenant.
- C. All Commercial Operators will pay ground rent, percentage rent and/or other fees comparable to other like users at the airport at the time the agreement is approved.
- D. Any condition or standard set forth by the FAA or other governmental agency may supersede the conditions set forth in an existing lease, license, or other form of written agreement and, as such, the commercial operator must meet and/or comply with that condition or standard.
- E. All Commercial Operators must maintain insurance policies. The County will approve the type of policies and amount of coverage for each Commercial Operator. The insurance must minimally cover the Commercial Operator against claims arising from their products, supplies, services, or activities and provide the Airport Director a certificate of insurance, with the following provisions:
  - 1) Insurance coverage must remain in full force and effect during the term of the agreement and with the minimum coverage limits specified by the County.
  - 2) All Commercial Operators should make their own evaluation to ensure adequate coverage.
  - 3) All insurance policies must contain the following provisions:
    - a) The County of Warren, its officers, agents, employees, and contractors must be named as additional insureds as respects the liability coverage.
    - b) A waiver of the insurance company's right to subrogate against the County of Warren, its officers, agents, employees and contractors for any loss or damage; and
    - c) A thirty (30) day notice of cancellation of the insurance must be sent to the Airport Director
- F. All Commercial Operators shall defend, indemnify, save and hold harmless the County and its officers, agents, employees, and contractors from any and all claims, suits, costs, and liability, including reasonable attorney's fees, for any damages,

- sickness, death, or injury to any person(s) or property, including without limitation all consequential damages, from any cause whatsoever arising out of or relating, directly or indirectly, to the Commercial Operator's activities.
- G. All Commercial Operators must employ and have on duty during the appropriate business hours trained personnel in such numbers as are required to provide the aeronautical service that they are authorized to provide.
  - H. All Commercial Operators must comply with all federal, state, and local laws, rules, and regulations.
  - I. The activity or service provider and/or its agents shall hold current and valid forms of all certificates, permits, and licenses for each type of aeronautical activity or service they intend to provide.
  - J. All Commercial Operators must have the required FAA authorizations for the aeronautical activity or service offered and shall follow all FAA rules and regulations pertaining to such activity or service.
  - K. All sublessees/subtenants of Commercial Operators must comply with all the provisions within the governing lease, license, or other written agreement.
  - L. All Commercial Operators must lease from the County an area of airport land sufficient in size to provide the office space, hangar space, and ramp space to tie down or house all aircraft as necessary to accommodate all their aeronautical activity.
  - M. All hangars, buildings and other facilities must meet all safety standards including, but not limited to, the current building and fire codes.
  - N. If a Commercial Operator provides aircraft refinishing and painting services, it must:
    - 1) Comply with and abide by all standards, rules, regulations, and requirements of any local, regional, state, or federal governmental agencies having jurisdiction over aircraft painting and stripping operations.
    - 2) Comply with the current standards of the Tennessee Department of Environment and Conservation and the National Fire Protection Association (NFPA) on paint spraying and spray booths regarding the arrangement, construction, and protection of spray booths and the storing and handling of materials used in connection with aircraft refinishing and painting, and prevent contaminants from flowing into storm drains, rivers, lakes, streams or being placed in any sewer system.
    - 3) Perform all aircraft painting and stripping operations inside a hangar or building.
    - 4) Properly treat and dispose of all hazardous material in compliance with the governing agencies and/or any other rules, regulations or ordinances restricting the discharge of pollutants into the air, water, or ground at the Airport.
  - O. There shall be no residential living quarters or caretaker quarters at the Airport.
  - P. All Commercial Operators are responsible for all on-site security of their premises and must conform to the applicable requirements and procedures of any security plan for the Airport. The County reserves the right to impose additional security measures based on threat vulnerability estimates at any time.
  - Q. All prospective Commercial Operators seeking to conduct aeronautical services at the airport will, if the County requests, provide the County a written demonstration of financial capacity to undertake the commercial activity and financial obligations in the agreement with the County, to the County's satisfaction, from a regulated financial institution doing business in the area, or other such source that may be readily verified through normal banking channels.
  - R. All Commercial Operators, their employees, and invitees must conduct themselves in a professional manner that ensures safety and that complies with all local, state, or federal laws or regulations concerning discrimination and harassment.
  - S. Warren County may amend these standards from time to time.

## Warren County Board of Commissioners Agenda Item Report

Meeting Date: June 24, 2024

Submitted by: Jason Hillis

Submitting Department: County Executive's Office

Item Type: Appointment

**Agenda Section:** NEW BUSINESS

---

**Subject:**

Approval of Nominee to the Warren County

Airport Zoning Committee

Carl Bouldin: Commissioner District 12

**Suggested Action:**

**Attachments:**

[Nominee Airport Zoning Committee.docx](#)

**Approval of the Nomination to the Warren County Memorial Airport**

**Airport Zoning Committee**

**Danny Cummings**

## Warren County Board of Commissioners Agenda Item Report

Meeting Date: June 24, 2024

Submitted by: Lesa Scott

Submitting Department: County Clerk

Item Type: Approvals

**Agenda Section:** NEW BUSINESS

---

**Subject:**

Approval of Notaries

**Suggested Action:**

**Attachments:**

[Notary List- June 2024 \(1\).pdf](#)

Notary List  
June 24, 2024

Kimberly N. Fults  
Mary Little Pirtle  
Sheila Cole  
Scott Horton  
Coty Grissom  
Penny Lee

Any applications received between the date of this notice and the June Court meeting will be presented at County Court and considered for approval.

## **Warren County Board of Commissioners Agenda Item Report**

Meeting Date: June 24, 2024

Submitted by: Jason Hillis

Submitting Department: County Executive's Office

Item Type: Report

**Agenda Section:** Announcements

---

**Subject:**

June Dairy Month

Terry Bell: County Executive

**Suggested Action:**

**Attachments:**